



Collection Evaluation for Enhancements

Global Economics

- Executive Summary
 - Capacity Analysis
 - Usage Analysis
 - Quality Analysis
 - Subject Analysis
- Additional Resources



Prepared by the UNT Libraries Collection Assessment Department:

- Karen R. Harker, Head
- Sephra Byrne, Data Analyst
- Sharif Obaidullah, Graduate Assistant

November 14, 2022



Executive Summary

The Global Economics collection is wide and deep, and usage is growing, but not as fast as expected.

- Large collection with wide subject coverage and varied interest
 - 185,603 titles
 - 225 Conspectus subjects (call number ranges)
 - 16 of which had zero recent usage of books, ebooks, or journals and zero ILL requests
 - 7 of which had more than 10,000 book/ebook uses and more than 50 ILL requests
- Collections for regions and countries are more varied
 - Russia is especially old and small
- Usage is lower than expected
 - Physical materials usage has not recovered since COVID re-opening.
 - Usage of ebooks is lower than that of all titles.
 - Usage of ejournals is increasing, but less so than that of all titles.
- ILL Requests have changed since COVID – more for articles, and of requests for books, for older titles.
- Quality is about as expected – neither poor nor exceptionally good



What we studied

The **Global Economics** collection is large and interdisciplinary. Broadly, this includes relevant subjects from the **Economics, Marketing and Logistics, International Studies,** and **Political Science** collections. See [GE Subjects List](#) for a complete list of subjects.

Economics

- International economics
- International finance
- Economic theory

International Studies & Political Science

- International politics
- International agreements
- Colonialization
- International crimes (notably human trafficking)

Business

- Marketing
- Logistics & supply chains
- Industrial processes

Regions & Countries of Interest*

- Primary
 - Europe
 - China
 - Africa
 - Middle East. Turkey. Central Asia
- Secondary
 - Central America
 - South America
 - South Asia
 - Southeast Asia
 - Russia

*Regions evaluated separately



Capacity Analysis

Overall Assessment

Books

Growth

Journal Accessibility

Capacity of Regions and Countries

Audiovisual Resources

Ebook Platforms

Global Economics collection is...

- very large,
- predominantly print books,
- but relatively recent, given the dominance of print,
- and Primary subjects are older than Secondary and Tertiary.

The collections specific to the regions are generally...

- smaller,
- and unevenly divided by region or format, particularly with audiovisual.
- particularly concerning are small and old collections on Russia and South America.

Global Economics is Large and Young

Large number of titles.

Evenly divided by Subject Priority.

Over one-third of titles are recent¹, but Primary subjects are older.

But fewer than one-third of books are online.

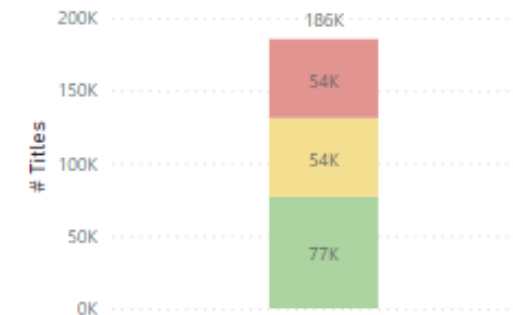
185,603
of Titles

Global Economics

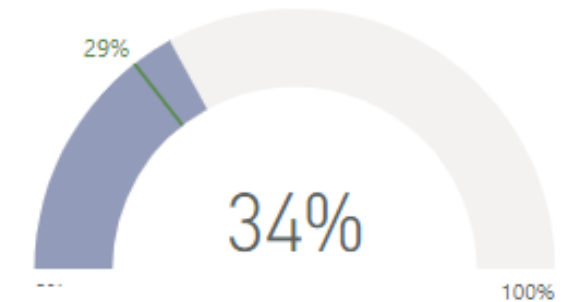
Selected Collections

and % of Titles by Priority

Priority ● Primary ● Secondary ● Tertiary

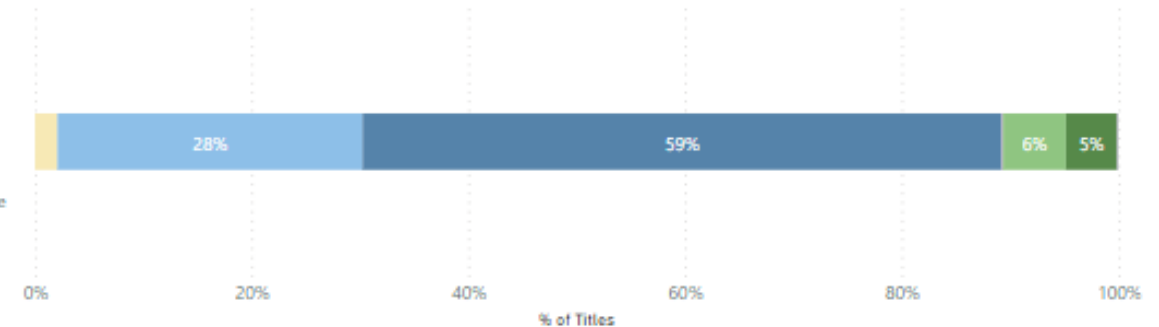


% Published Since 2000 (% Recent) Compared with Median % Recent for all Collections



Titles by Material Type

- Archival
- Audiovisual
- Books, Online
- Books, Print
- EResources
- Journals, Online
- Journals, Print
- Music Scores



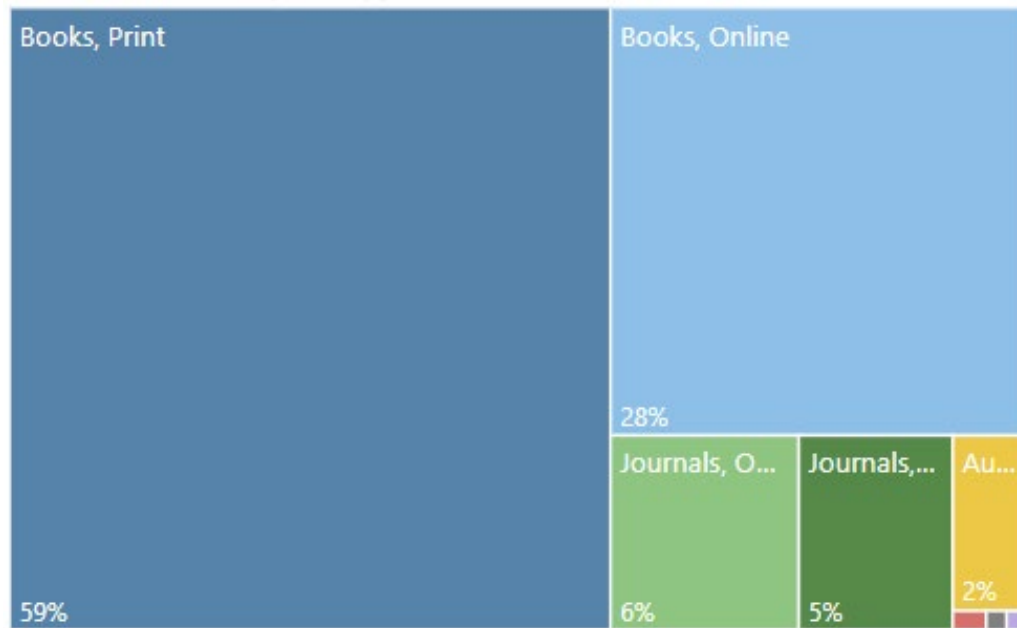
¹ Recency is measured as the % of titles that were published after 2000.. The line on the gauge chart shows the median of all collections, and the number in the center is specific to this collection.



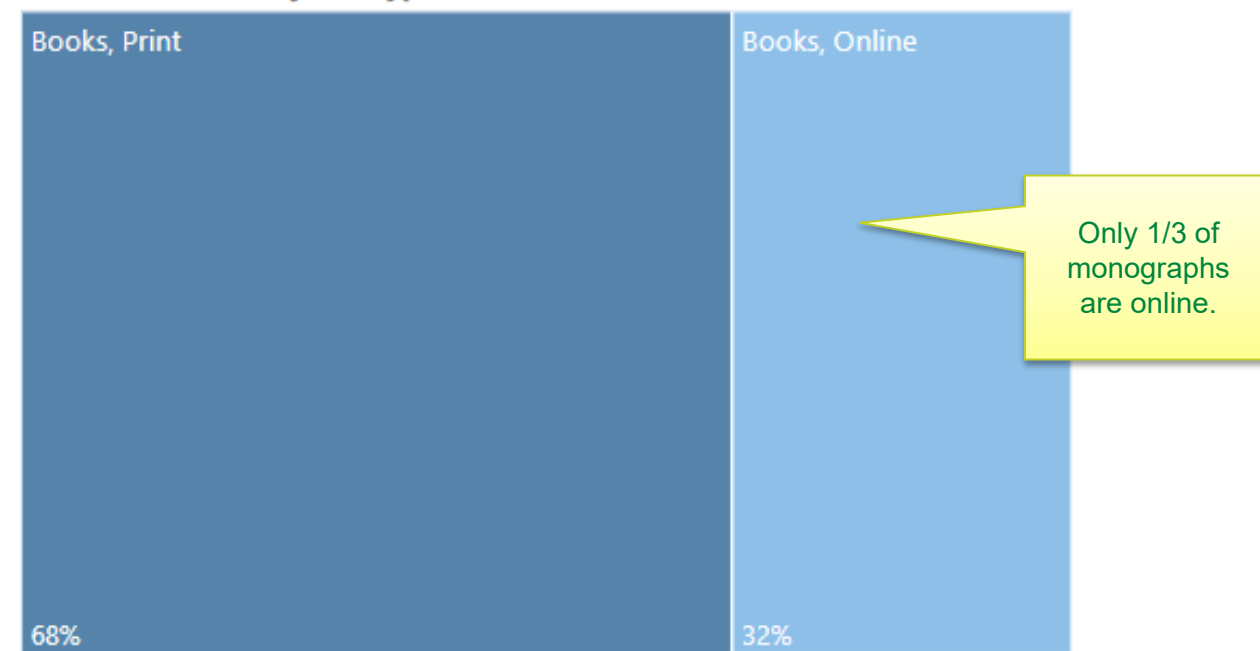
Capacity

Global Economics collection is very large and mostly **books**¹

% of Collection by Material Type



Print and Online Monographs



This collection is predominantly **books (87%)**, and less than a third of the books are **online (32%)**, which is substantially lower than the nearly **half of all monographs** available from UNT Libraries. Journals comprise about 11% of collection, and about 60% are online. The audiovisuals represent a very small proportion -- about 2%.

¹ We categorized titles into subject-based collections based primarily on the Library of Congress classification (Call #) assigned. LC Classification is assigned based on the overall topic of the item. Not all records in the catalog are assigned call numbers.

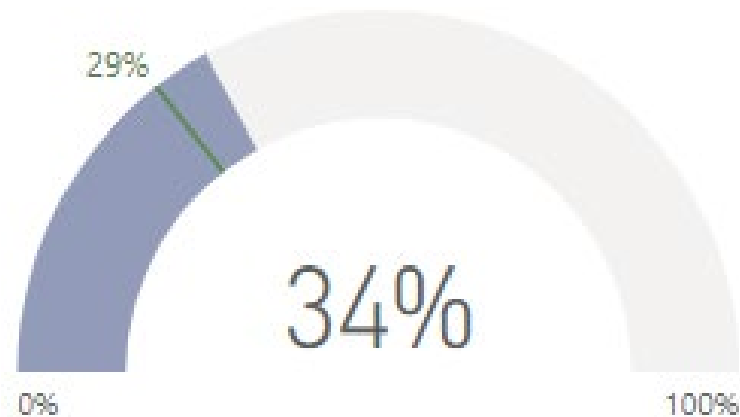


More recent

Global Economics collection is *somewhat younger* than the overall holdings.

All Global Economics Titles

% Published Since 2000 (% Recent) Compared with Median % Recent for all Collections



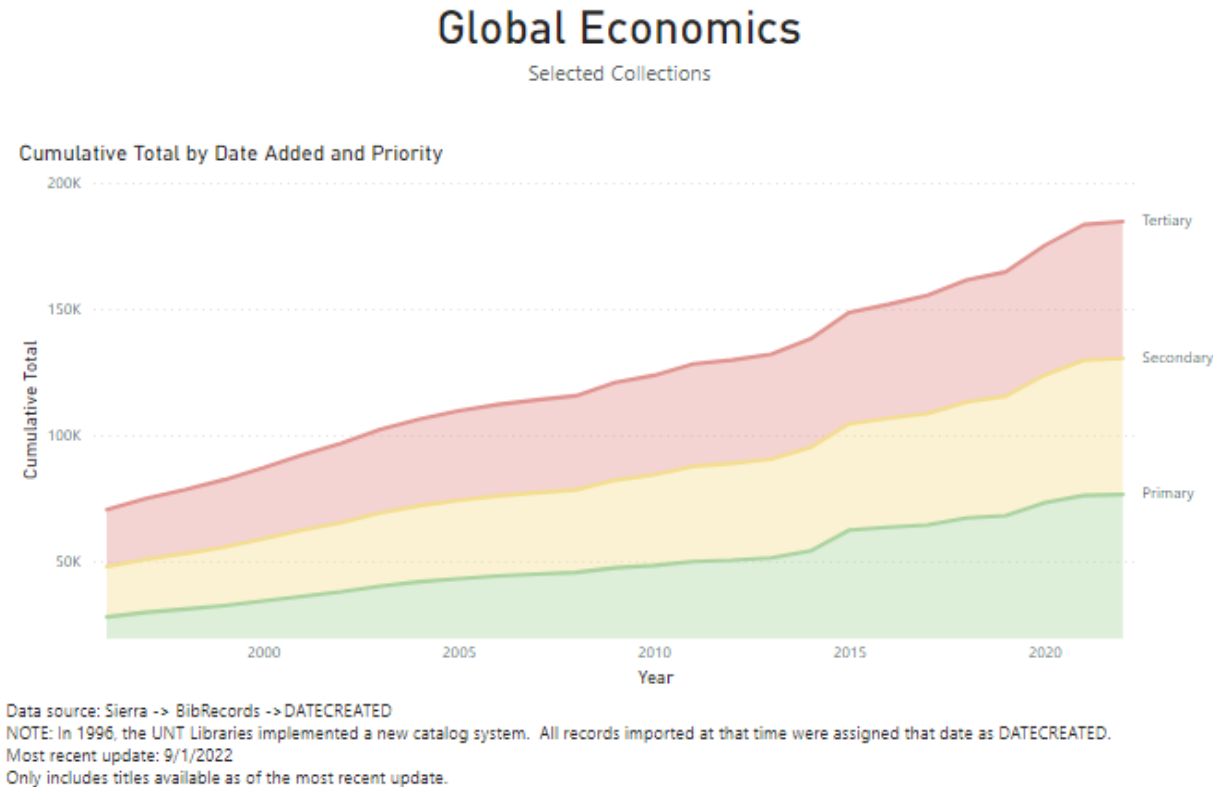
This collection is younger than the entire UNT Libraries' holdings, with over **one-third** of titles published in or **after the year 2000 ("recent")**.

Of note, the titles in the **Primary** subjects are **less** recent than those in the collection as a whole, with **only 32% recent**.

Print books were **older**, with only 22% recent, while **ebooks** were newer, with nearly 60% recent. For **Primary** subjects, however, only **46%** of ebooks were recent.

Generally continuous growth

Spurts came from ProQuest ebooks and digitized government documents.



The growth of the Global Economics collection has generally been stable. Spurts of growth can be seen in 2016 with the addition of ebook collections, notably from ProQuest Ebook Central. More recent growth has occurred from the addition and classification of government documents that are available online.



Generally lesser access to ejournals than overall collection

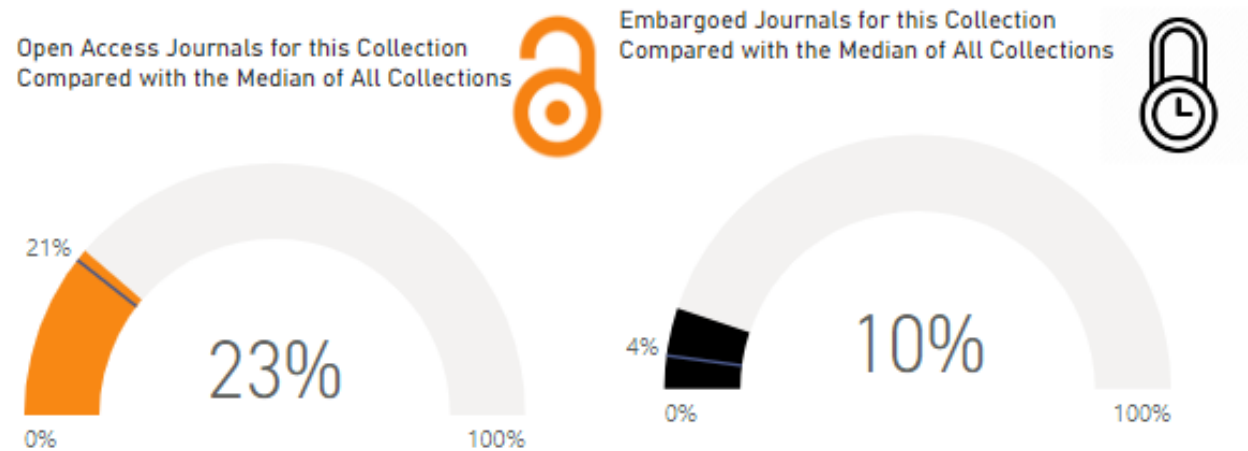
Slightly *greater* rate of OA journals, while...

Much **greater** rate of embargoed* titles.

9.1K
Total # of Journals in this Collection

Global Economics

Selected Collections



Data Source: Serials Solutions

A journal is considered **Open Access** if at least one of the links to the journal do not go through the Libraries' EZProxy server. Hybrid journals would not be counted as Open Access in this context.

A journal is considered **Embargoed** if the holdings statement that represents the most recent availability indicates that the most recent date of coverage is relative to the current date. Examples include, "1997 - 12 months ago". If that journal is also available through a different provider without an embargo, it is **not** considered Embargoed.


Primary Regions and Countries: Capacity

Modestly-sized collection

Evenly divided by region

Recent, but mostly print

Distribution of Holdings by Sub-Collection



European Region, African Region, Middle East, Turkey, Central Asia, China

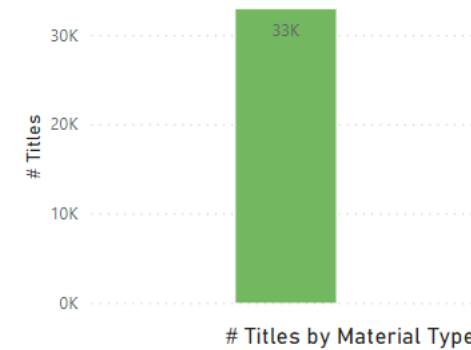
Selected Collections

32,886

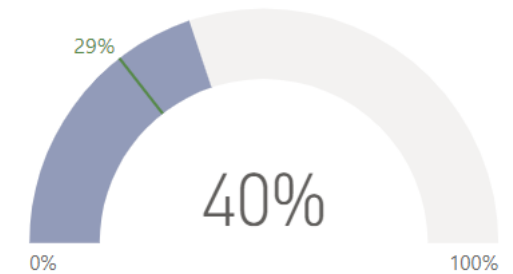
Distinct Titles

and % of Titles by Priority

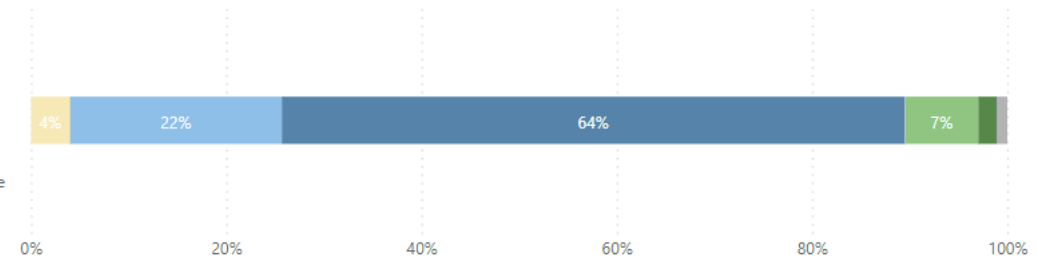
Priority ● Primary



% Published Since 2000 (% Recent) Compared with Median % Recent for all Collections



- Archival
- Audiovisual
- Books, Online
- Books, Print
- EResources
- Journals, Online
- Journals, Print

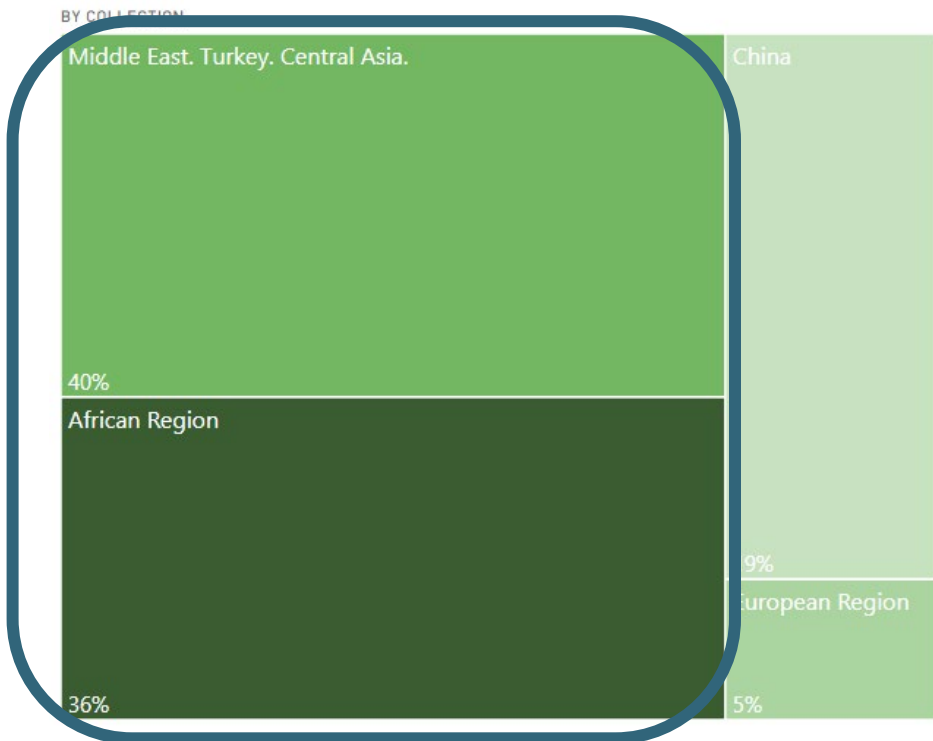


Format Differences by Region

Greater representation of Middle East and African regions in **audiovisual**.

Relatively few **ejourneys** about China.

Distribution of audiovisual resources by region



[Open in Power BI](#)

GE Countries Capacity Dashboard

Data as of 10/27/22, 3:06 PM

Filtered by **Collection** (is African Region, China, European Region, or Middle East. Turkey. Central Asia.)

Distribution of ejourneys by region



[Open in Power BI](#)

GE Countries Capacity Dashboard

Data as of 10/27/22, 3:06 PM

Filtered by **Collection** (is African Region, China, European Region, or Middle East. Turkey. Central Asia.)

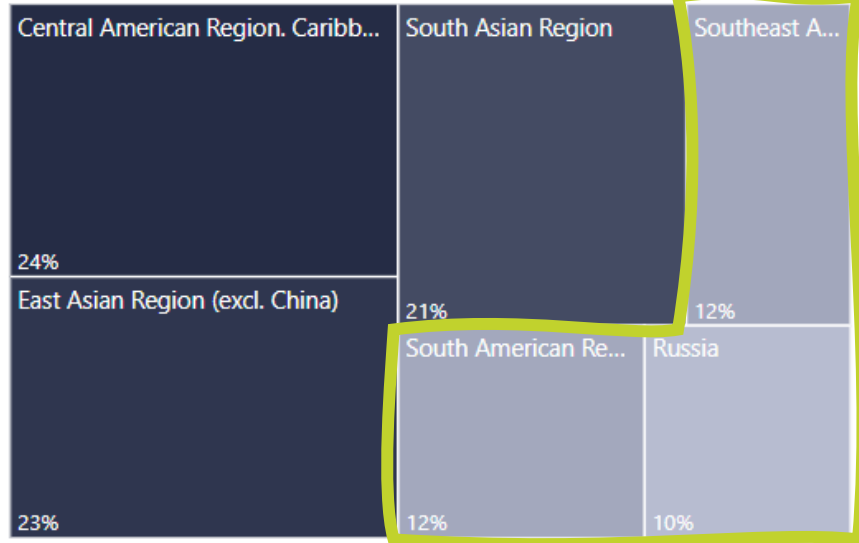
Secondary Regions: Capacity

More regions, but not many more titles.

Not evenly distributed.

Russia is especially small.

Distribution of Holdings by Sub-Collection



Russia, S.E. Asia and S. American regions are smaller.

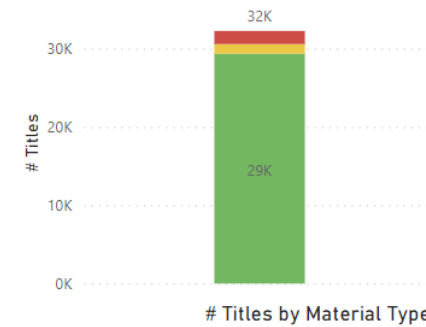
Central American and Caribbean Regions, South American Region, East Asian Region (excl. China), Russia, South Asian Regi...

Selected Collections

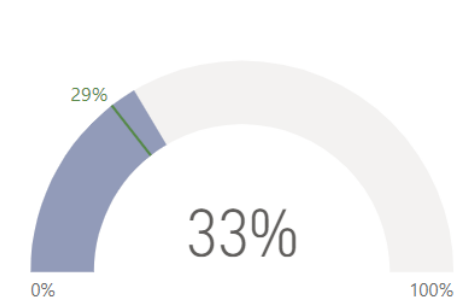
30,493
Distinct Titles

and % of Titles by Priority

Priority ● Primary ● Secondary ● Tertiary

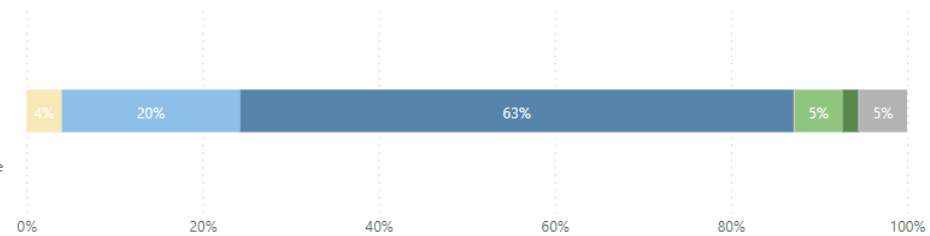


% Published Since 2000 (% Recent) Compared with Median % Recent for all Collections



Titles by Material Type

- Archival
- Audiovisual
- Books, Online
- Books, Print
- EResources
- Journals, Online
- Journals, Print





The Case of Russia

Russian collection is **small, old,**
and mostly **print**

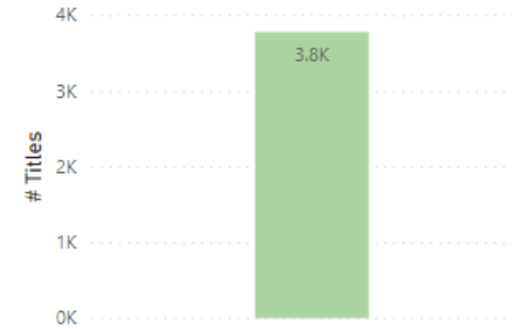
3,774
of Titles

Russia

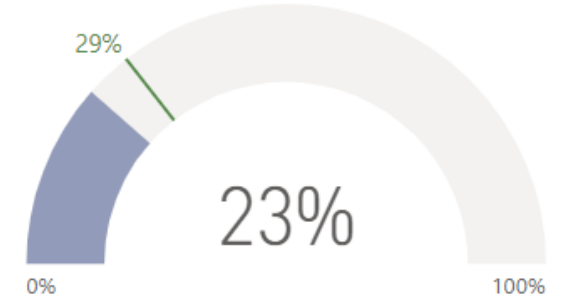
Selected Collections

and % of Titles by Priority

Priority ● Primary

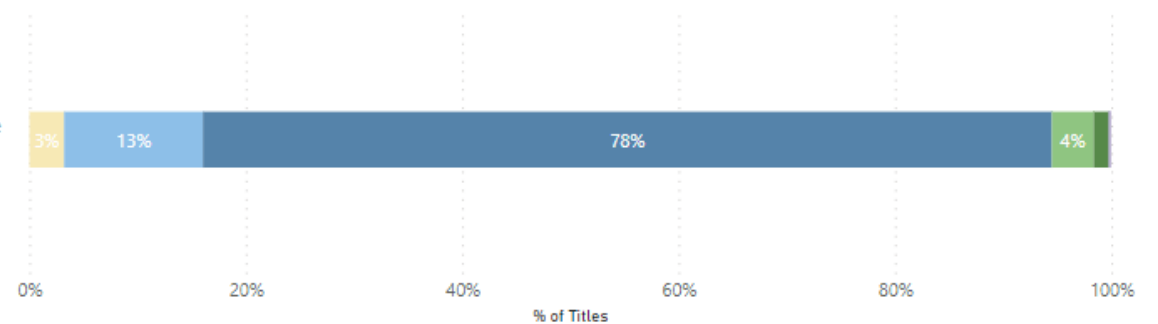


% Published Since 2000



Titles by Material Type

- Audiovisual
- Books, Online
- Books, Print
- Journals, Online
- Journals, Print
- Music Scores
- Other





Distribution of A/V by Secondary Regions

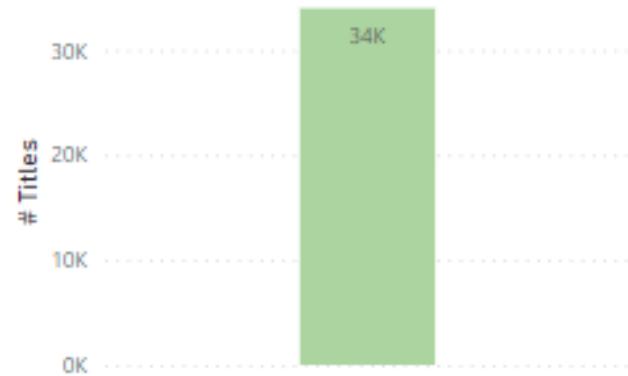
East Asia (excl. China) dominates with 33% of A/V.

Relatively few A/V on Russia (8%) and S.E. Asia (8%).

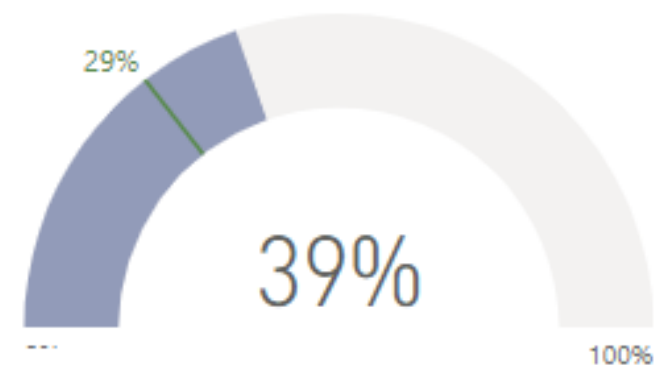
34,009
of Titles

and % of Titles by Priority

Priority ● Primary

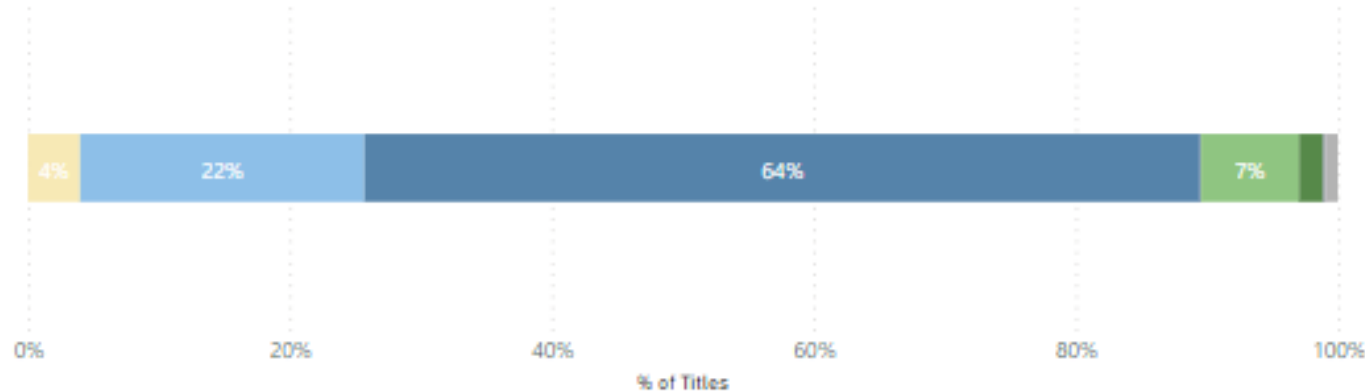


% Published Since 2000 (% Recent) Compared with Median % Recent for all Collections



Titles by Material Type

- Archival
- Audiovisual
- Books, Online
- Books, Print
- EResources
- Journals, Online
- Journals, Print
- Music Scores



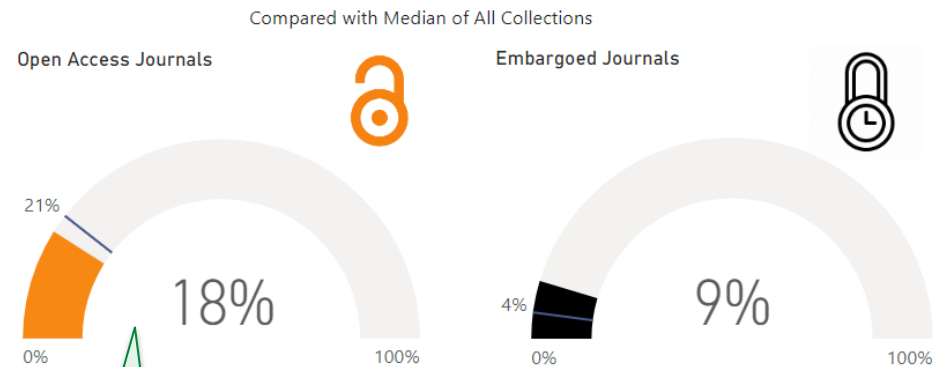


Differing levels of OA ejournals for Primary & Secondary Countries or Regions

But still more embargoed titles.

European Region, African Region, Middle East, Turkey, Central Asia, China

Selected Collections



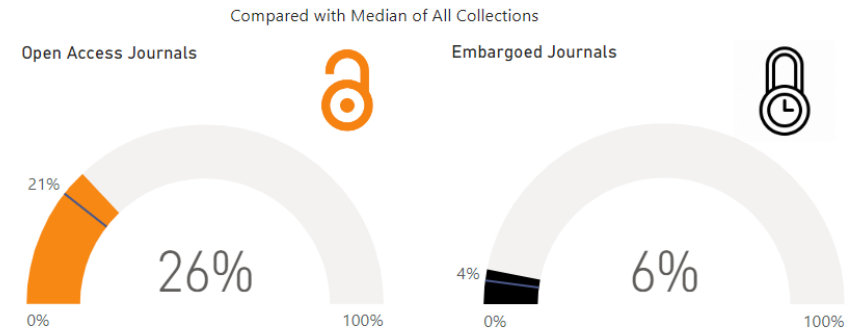
2.2K
of Distinct Titles

More titles, but lower OA rate

Fewer titles, greater OA rate

Central American and Caribbean Regions, South American Region, East Asian Region (excl. China), Russia, South Asian Regi...

Selected Collections



1.6K
of Distinct Titles



Usage Analysis

Usage of Ejournals, Ebooks, and Physical Materials
Usage by Region or Country

- Usage of Global Economics resources changed dramatically after COVID.
- Physical material usage has not recovered.
- Both ebook and journal usage are increasing, but less than expected.



Modest Usage

Physical material usage dropped during COVID and has not recovered.

Ebook usage is modest but rising.

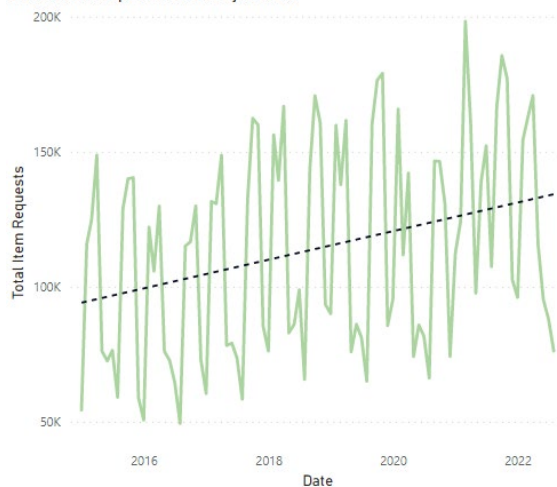
Ejournal usage is steadily growing, but not as fast as all journals.

Global Economics

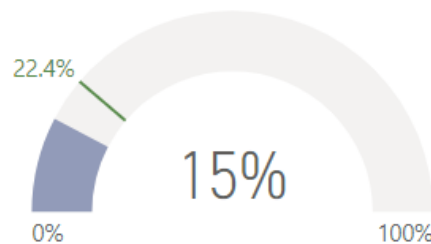
Selected Collection(s)

Ejournal Usage

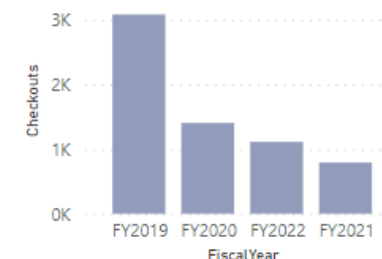
Total Item Requests for All Ejournals



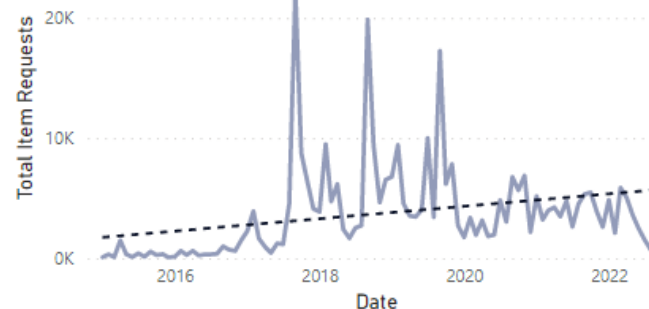
% of Ebooks Used Compared with Median of All Collections



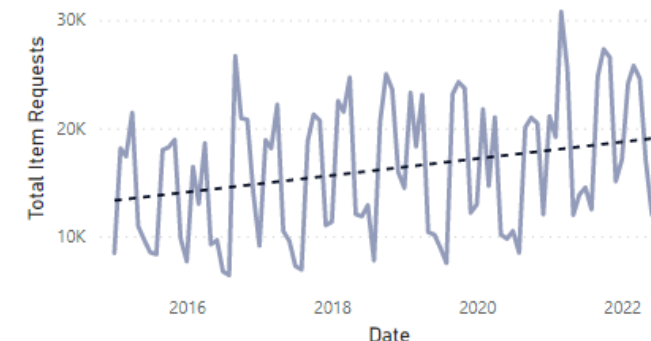
Checkouts by Fiscal Year



Ebook Usage Trends for Selected Collection(s)



Journal Usage Trends



Ebook usage metrics changed substantially from 2019 through 2020 due to the shift to COUNTER R5 metrics, which has resulted in lower values of usage.



Which journals are used...and which are not

Most-used journals are in management, economics, logistics and tourism.

Least used journals are region-specific or non-English.

Most Used Journals

| Journal Title | Total Item Requests |
|---|---------------------|
| Journal of financial economics | 15,480 |
| Tourism management (1982) | 12,244 |
| Additive manufacturing | 11,102 |
| American economic review | 10,236 |
| Journal of operations management | 8,321 |
| Annals of tourism research | 6,626 |
| Journal of business logistics | 6,487 |
| Journal of economic perspectives | 6,366 |
| Quarterly journal of economics | 5,575 |
| Journal of business venturing | 5,225 |
| Sustainability (Basel, Switzerland) | 4,868 |
| World development | 4,816 |
| Journal of political economy | 4,784 |
| International journal of production research | 4,770 |
| Journal of manufacturing processes | 4,661 |
| Journal of travel research | 4,124 |
| International migration review | 4,101 |
| Public personnel management | 4,097 |
| Production and operations management | 4,056 |
| Journal of environmental management | 3,522 |
| Journal of sustainable tourism | 3,408 |
| Journal of international business studies | 3,329 |
| international journal of logistics management | 3,316 |
| Entrepreneurship theory and practice | 3,277 |

Least Used Journals

| Journal Title | Total Item Requests |
|--|---------------------|
| Atna journal of tourism studies | 12 |
| Business review (Karachi, Pakistan) | 12 |
| Czech Journal of Food Sciences (On-line) | 12 |
| Financial world | 12 |
| journal of alternative investments | 12 |
| Journal of derivatives & hedge funds | 12 |
| Review of economics & political science : REPS | 12 |
| Semestre económico | 12 |
| Smart business Akron/Canton | 12 |
| Texas banking | 12 |
| Turyzm (Łódź, Poland : 1991) | 12 |
| international journal of the academic business world | 32 |
| Journal of international trade logistics and law | 32 |
| journal of private equity | 32 |
| Bank security report | 33 |
| Jahrbuch für Wirtschaftswissenschaften | 33 |
| NBER macroeconomics annual | 33 |
| B.E. journal of macroeconomics | 38 |
| Journal of commerce and management thought | 42 |
| Journal of economic development | 42 |
| Review of behavioral finance | 42 |
| Economic papers (Economic Society of Australia) | 57 |
| Quarterly journal of Austrian economics | 57 |
| Busidate | 62 |

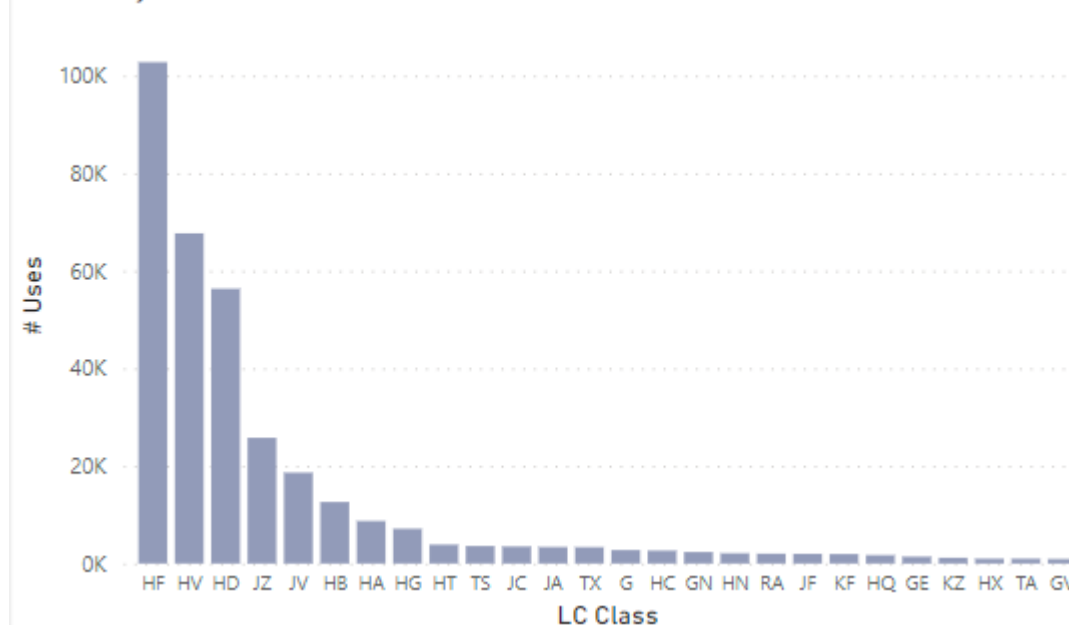
Note: Journal titles are from external data sources. The Collection Assessment Department has little control over spelling and capitalization.

Most-used Ebooks

For Global Economics, business and economics subjects are most-used.

| Title | # Uses |
|---|--------|
| Introduction to international disaster management / | 51,668 |
| Lose the resume : land the job / | 39,906 |
| The creative process illustrated : how advertising's big ideas are born / | 22,022 |
| International studies : an interdisciplinary approach to global issues / | 18,402 |
| The land of open graves : living and dying on the migrant trail / | 13,731 |
| Disaster operations and decision making / | 9,343 |
| Understanding social entrepreneurship : the relentless pursuit of mission in an ever changing world / | 5,960 |
| Paradox of organizational change : engineering organizations with behavioral systems analysis / | 5,858 |
| Global Games : Production, Circulation and Policy in the Networked Era. | 4,556 |
| International consumer behavior in the 21st Century : impact on marketing strategy development / | 4,298 |
| Introduction to mediation, moderation, and conditional process analysis : a regression-based approach / | 3,792 |
| Disaster response and recovery : strategies and tactics for resilience / | 3,268 |
| More than just food : food justice and community change / | 2,714 |
| Critical approaches to international security / | 2,542 |
| Knowledge management in theory and practice / | 2,500 |
| Planet taco : a global history of Mexican food / | 2,347 |
| Wealth of Nations : an Inquiry into the Nature and Causes of The Wealth of Nations. | 2,303 |
| Encyclopedia of research design / | 2,025 |
| E-commerce website optimization : why 95 per cent of your website visitors don't buy and what you can do about it / | 2,018 |
| Borders of belonging : struggle and solidarity in mixed-status immigrant families / | 1,917 |
| Optimization modeling with spreadsheets / | 1,914 |
| Hey, Whipple, squeeze this : the classic guide to creating great ads / | 1,838 |
| Managing a nonprofit organization : updated twenty-first-century edition / | 1,798 |
| The Sage handbook of tourism studies / | 1,675 |
| The 5 Languages of Appreciation in the Workplace : Empowering Organizations by | 1,607 |

Uses by LC Class

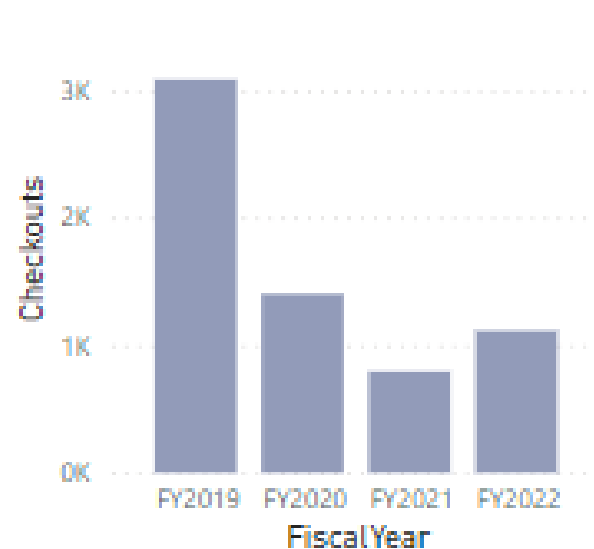


Physical Materials Not Used

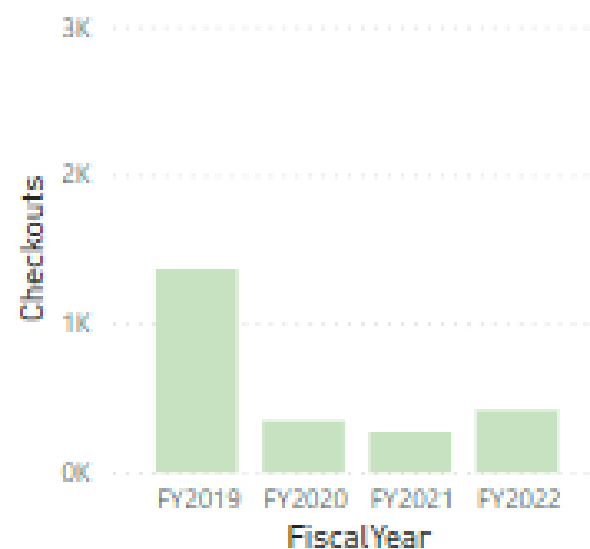
Physical checkouts dropped during COVID and has recovered, but not to pre-pandemic levels.

Primary subjects had the greatest decrease.

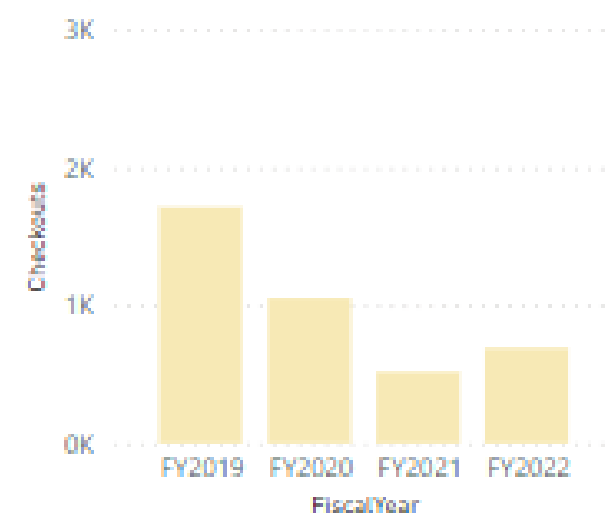
Checkouts by FiscalYear



Checkouts for Primary Subjects



Checkouts for Secondary & Tertiary Subjects



Data Source: Sierra Item Record-> CHCKOUT2YR

NOTE: This data is saved locally by Collection Assessment so that trends in usage at the title level may be tracked over time. This was started for FY2019.



Quality Analysis

ILL Requests
JCR Overlap
OAT Overlap

- Usage of Global Economics resources changed dramatically after COVID.
- Physical material usage has not recovered.
- Both ebook and journal usage are increasing, but less than expected.

What patrons wanted that we did not have

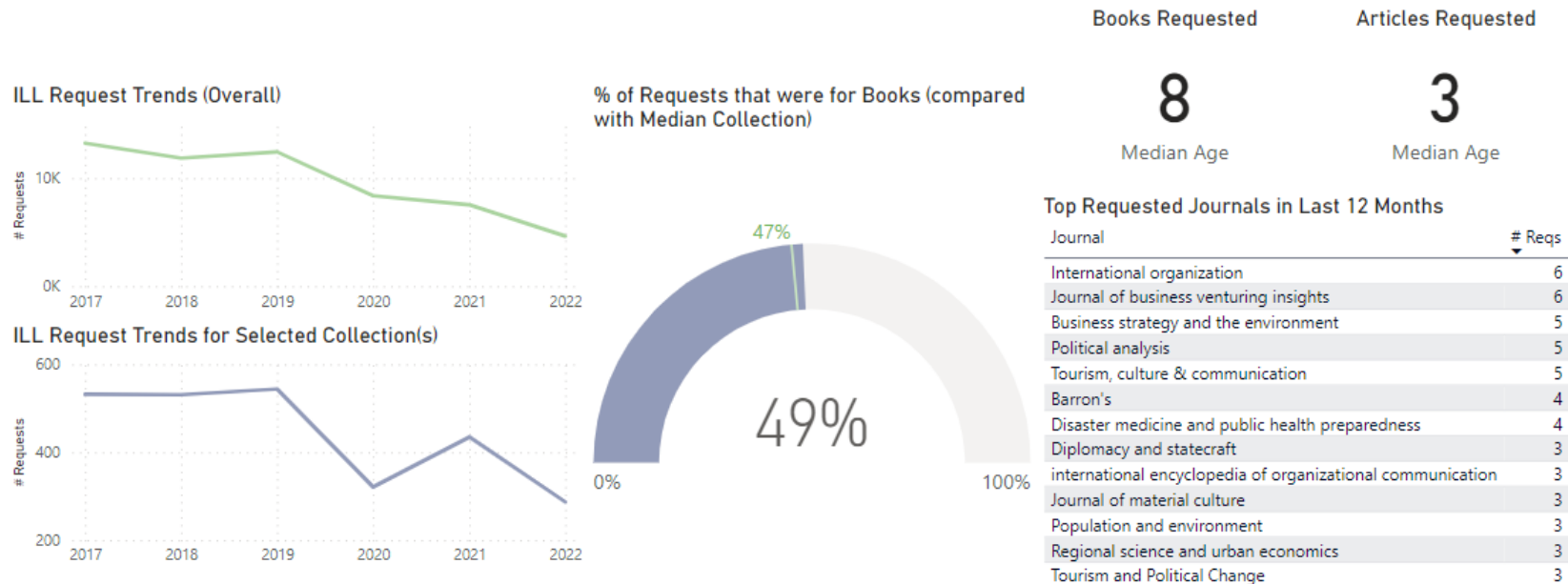
ILL requests continue to decline.

About half are for articles and increasing over time.

People had generally wanted recent articles (≤ 3 years) and recent books (≤ 8 years), but...

Global Economics

Selected Collection(s)



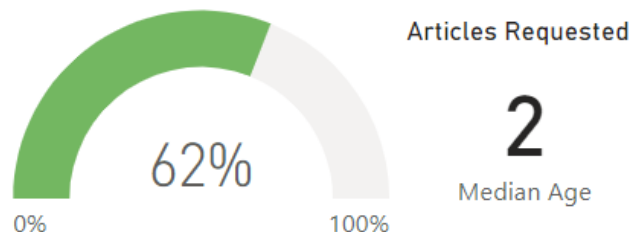
Requests have changed since COVID

People want even more recent articles,

And now they want older books.

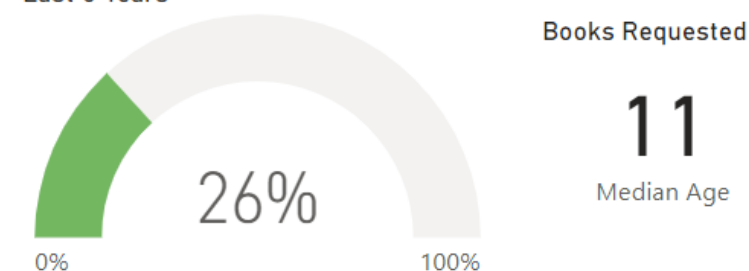
Requests made since August 1, 2020 (re-opening after COVID shutdown).

% of Requests for Articles Published in Last 5 years



| Journal | # Reqs |
|--|--------|
| Deutsche Rentenversicherung | 14 |
| Disaster medicine and public health preparedness | 7 |
| Housing policy debate | 7 |
| International organization | 7 |
| Journal of racial and ethnic health disparities | 7 |
| Journal of business venturing insights | 6 |
| Journal of the American Planning Association | 6 |
| Sport Management Review | 6 |
| Business strategy and the environment | 5 |
| Entrepreneurship research journal | 5 |
| Political analysis | 5 |
| Tourism, culture & communication | 5 |

% of Requests for Books Published in Last 5 Years

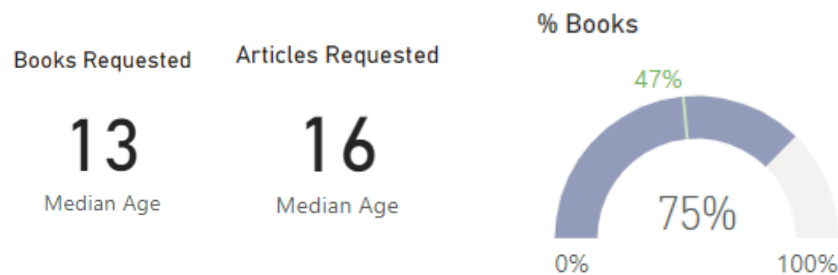


| Book | # Reqs |
|---|--------|
| An ecological and nutritional approach to behavioral medicine / | 2 |
| Colonial encounters in the age of high imperialism / | 2 |
| Construction of Chinese nationalism in the early 21st century : domestic sources and international implications / | 2 |
| Elements of military strategy : an historical approach / | 2 |
| Empires in world history : power and the politics of difference / | 2 |
| Help (not) wanted : immigration politics in Japan / | 2 |
| Intimate empires : body, race, and gender in the modern world / | 2 |
| Local histories/global designs : coloniality, subaltern knowledges, and border thinking / | 2 |
| Population ecology in practice / | 2 |
| Race and the Enlightenment : a reader / | 2 |
| The aesthetic economy of fashion : markets and value in clothing and modelling / | 2 |

Requests about regions are different

- Fewer
- Older materials
- Mostly for books

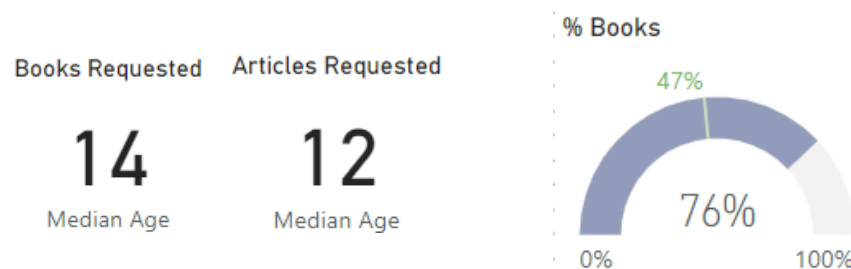
Primary Regions



Distribution of Requests by Multiple Collections

| | | | |
|--------------------------------|-------|----------------|---------------|
| Middle East. Turkey. Centra... | China | African Region | European R... |
| 595 | 358 | 318 | 303 |

Secondary Regions



Distribution of Requests by Multiple Collections

| | | | |
|-------------------------|--------------------|-----------------------|-------------|
| East Asian Region (e... | South Asian Region | Central American ... | Russia |
| 462 | 422 | 216 | 189 |
| | | Southeast Asia. In... | |
| | | 215 | South Am... |



Quality Journals

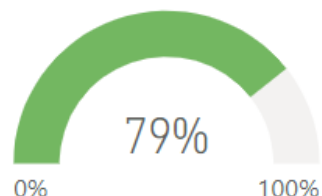
84% of JCR Titles

89% of Top-Ranked Titles

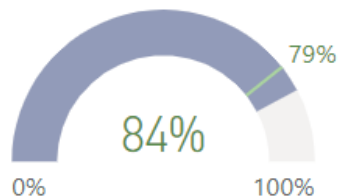
89%: Median overlap rate by category

Excludes Emerging Science Citation Index (ESCI) categories

% of All JCR Titles Available

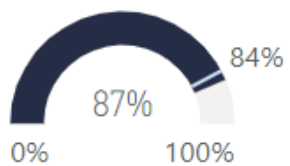


Overlap Rate for Selected Collection(s)

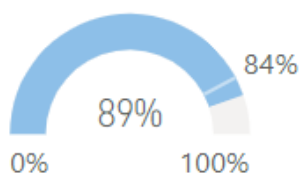


Overlap rate is for all titles in the selected collection without regard to JCR Category.

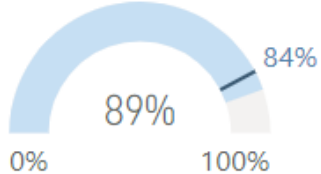
Top 10% Held



Top 25% Held



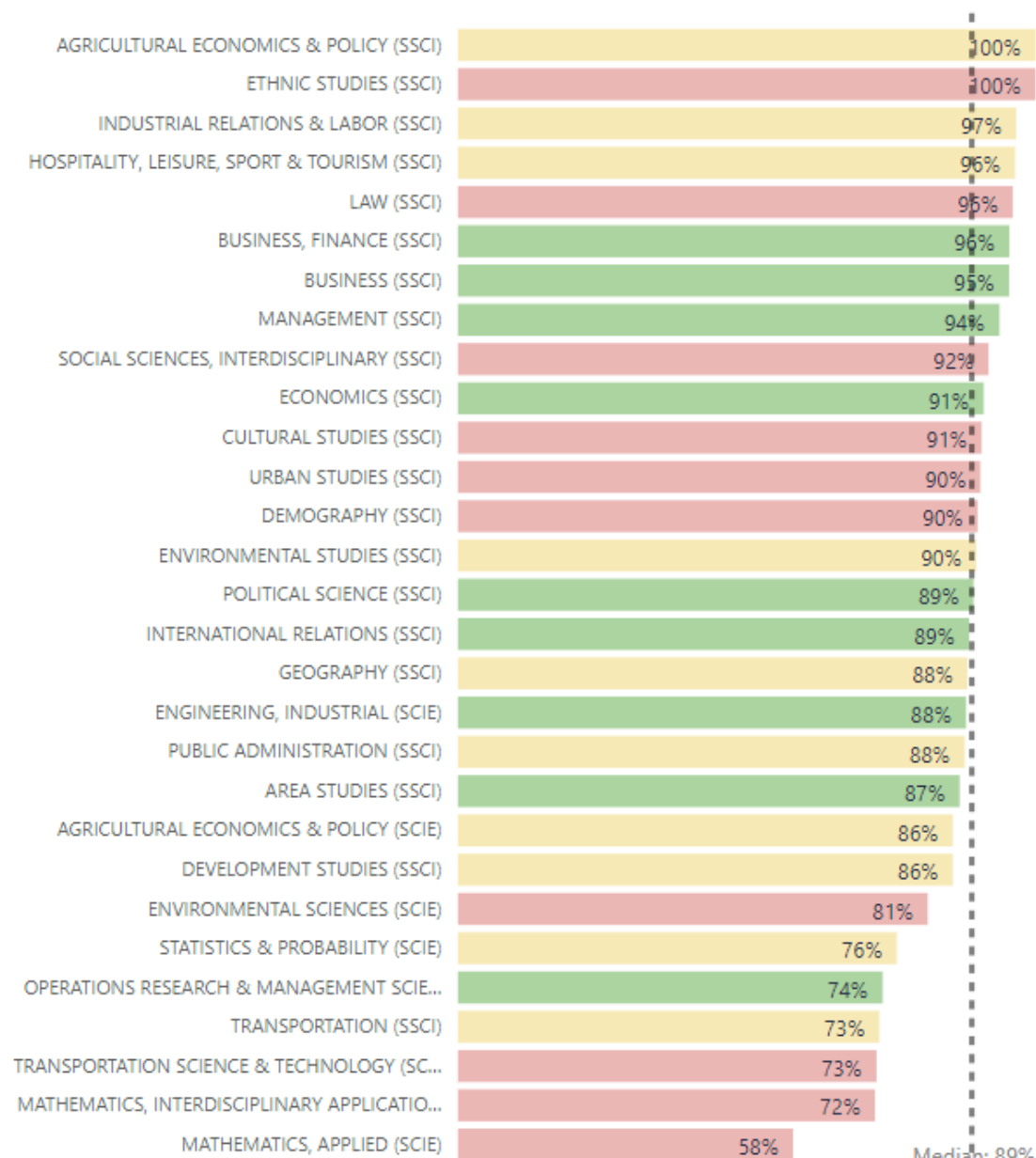
Top 50% Held



Titles are ranked within each JCR Category.

Overlap Rate by Category (With Median)

Priority ● Primary ● Secondary ● Tertiary





Journals Not Held

Selected from list of top ranked journals (50%)

Full list provided in separate Excel files:

- Excluding ESCI categories
- ESCI categories only

Primary

Annual Review of Resource Economics

Eurasian Geography and Economics

Academy of Management Annals

International Journal of Systems Science-Operations & Logistics

Secondary

Journal of European Public Policy

One Earth

Annual Review of Statistics and Its Application

Tertiary

Mathematical Models & Methods in Applied Sciences

Journal of Intelligent Transportation Systems

Applied and Computational Mathematics

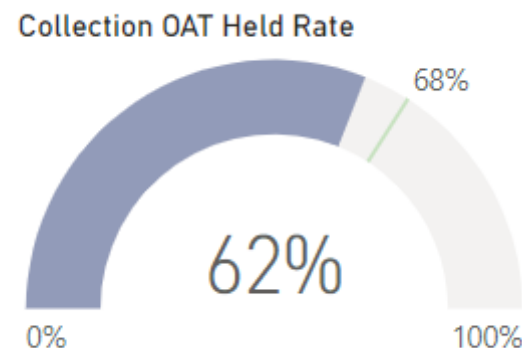


Quality Books (OAT)

Slightly lower rate in Global Economics (62%) compared with all OAT (68%).

Range by subject from 25% to 100%.

Still catching up with 2010-2019 titles.



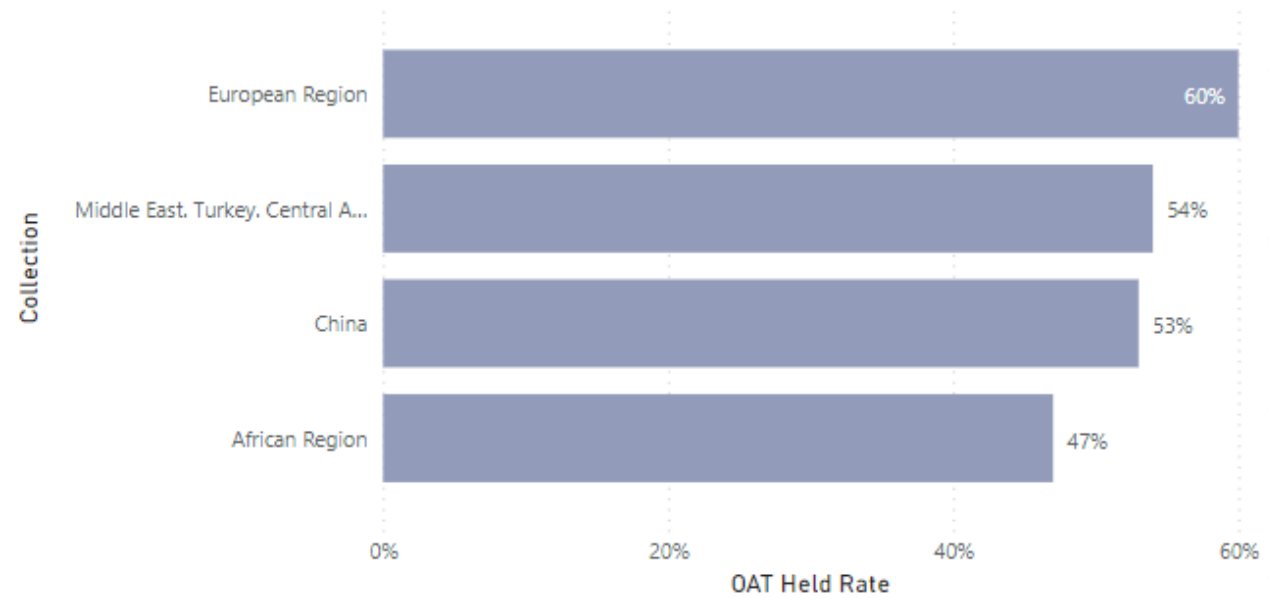
| Priority | Pre-1990 | 1990-1999 | 2000-2009 | 2010-2019 | 2020-2029 | Total |
|--------------|------------|------------|------------|------------|------------|------------|
| Primary | 73% | 65% | 79% | 48% | 25% | 64% |
| Secondary | 68% | 65% | 73% | 42% | 14% | 58% |
| Tertiary | 61% | 67% | 73% | 56% | 15% | 63% |
| Total | 67% | 65% | 75% | 49% | 18% | 62% |

1) Choice's Outstanding Academic Titles (OAT) is a compilation of monographs, journals and databases that have strong reviews and recommendations.

OAT Held Rates by Region or Country

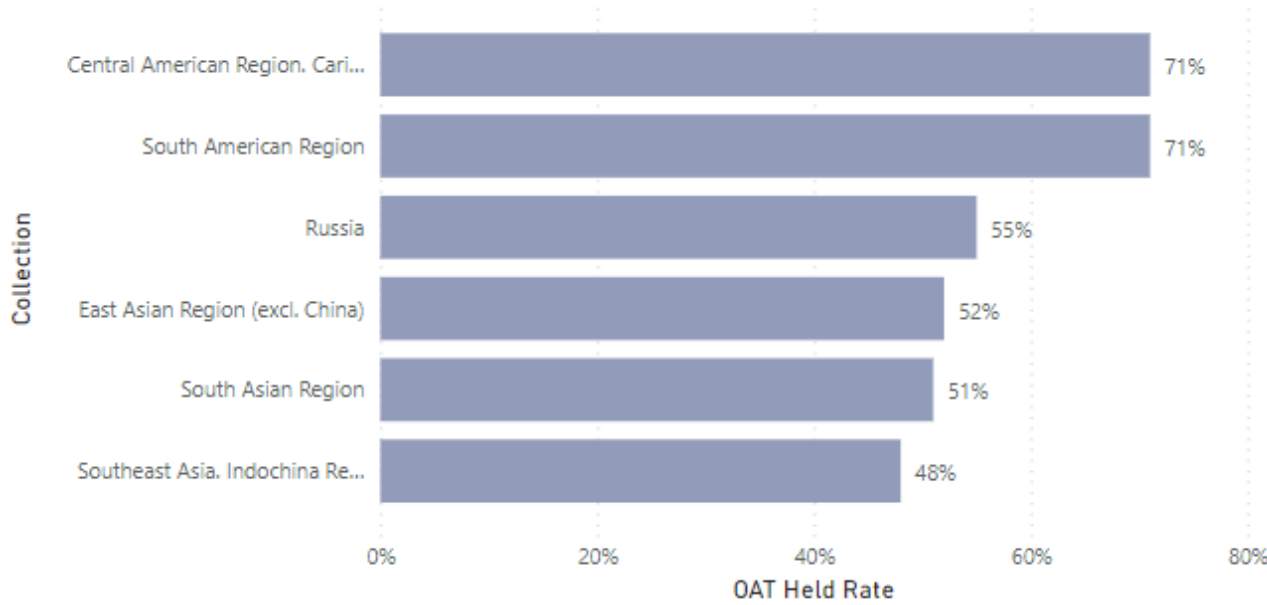
Primary Regions or Countries

OAT Held Rate by Collection



Secondary Regions or Countries

OAT Held Rate by Collection





E-Resources

Need to add more OA resources to the database list (ERM), particularly from the World Bank, the IMF, and the UN.

Key paywalled resources of data on global businesses and trade markets.

See E-Resources in Additional Resource for complete list.

Open Access

International Trade Stats

International Debt Statistics

UN Comtrade

World Bank DataBank

AREAER Online

FRED Economic Data

Global Development Finance

Paywalled Resources

FitchConnect

Roubini Global Economics

Now: Continuum Economics

BizMiner

FDI Markets

Economics Intelligence Unit (EIU Viewer)

Mint Global (marketing)

FinDev Gateway



Subject Analysis

Strengths
Needs Enhancement
Low Interest

Strengths

Subjects associated with strong academic programs:

- Immigration
- Marketing
- Emergency Management
- Social Statistics

Although strong, some could use additional focus:

§ Needs more journals

*More books (due to small size or age)

± Low OAT held rate

| Priority | Conspectus Subject | Range |
|-----------|--|---------------|
| Primary | Microfinance. Personal Finance. | HG178-179 |
| Primary | Investment, Capital Formation, Speculation | HG4501-6043 |
| Primary | Immigration & Emigration By Region§ | JV6350-9480 |
| Primary | International Organizations and Associations | JZ4835-5490.2 |
| Secondary | Environmental Conditions | GE140-160 |
| Secondary | Nonprofit organizations* | HD62.6-62.6 |
| Secondary | Brand Name Products. Business Names* | HD69.B7-69.B7 |
| Secondary | Marketing, Wholesale & Retail Trade | HF5410-5430 |
| Secondary | Advertising | HF5801-6196 |
| Secondary | Finance. Periodicals. Reference | HG1-99 |
| Secondary | Emergency Management. Disaster Relief. Refugees± | HV551-640.5 |
| Secondary | Nationalism, Minorities, Geopolitics, Sovereignty± | JC311-327 |
| Secondary | Exchange of Students. Foreign Study | LB2375-2378 |
| Tertiary | Theory and Method of Social Science Statistics | HA29-32 |
| Tertiary | Business, Business Administration§ | HF4999-5547 |
| Tertiary | Vocational Guidance. Careers. Success in Business± | HF5381-5389 |
| Tertiary | Personnel | HF5549-5599 |
| Tertiary | Business Communication | HF5717-5734 |
| Tertiary | Periodicals/Societies/Dictionary | JA1-70 |
| Tertiary | International Relations, General Works | JZ1-1243 |

§ More journals

* More books

± OAT Rate is low

Needs Enhancement

Few detectable patterns or large categories.

Some based on age or size, others based on high interest or demand.

See [GE Subjects Analysis – Results.xlsx](#) file for full coverage.

Broad categories

- Industrial management (HD30-62.5)
- General labor (HD5306-9999)
- Colonialization and Immigration (JV)
- International Relations (JZ)

Surprises*

- Naval blockades (V179-200)
- Blockchain (QA79.9.B56)
- History and biography in Social Statistics (HA19-23)
- Political & Diplomatic History (D31-34)
- Public International Law (KZ)

1) * Unexpectedly high interest and high usage



Low Interest

Very low rates of ILL and low usage.

May be due to lack of interest or may be due to small size and age of available resources.

See [GE Subjects Analysis – Results.xlsx](#) file for full coverage, and filter on “Low Interest” column.

Broad Categories (not all-inclusive)

- US Law (KF)
- Agricultural economics (HD1401-2210)
- Finance (HG)

Surprises

- Transportation (HE)
- Labor unions, freedom of labor, wages and working conditions (HD, selected ranges)



Additional Resources

[List of all Subjects categorized](#)

[List of E-Resources from peer institutions](#)

[Subject Analysis Methodology](#)



All Subjects List

| Priority | Subject | Call Number Range |
|-----------|---|-------------------|
| Primary | Travel. Voyages & Travels | G149-570 |
| Tertiary | Civilization & Race | CB195-281 |
| Primary | History of Economics and Economic Theory. By Region or Country. | HB101-130 |
| Primary | Economic Theory | HB1-9999 |
| Primary | Value, Price, Wealth, Capital, Interest, Profit | HB201-614 |
| Primary | Business Cycles, Economic Fluctuations | HB3711-3840 |
| Tertiary | Historical Events, Including Disasters | D24 |
| Primary | Property | HB700-799 |
| Primary | History of Economics and Economic Theory | HB75-99 |
| Secondary | Political & Diplomatic History inc. Europe | D31-34 |
| Secondary | Post-War History 1945- 21st Century | D839-863 |
| Primary | Economic History & Conditions | HC1-9999 |
| Primary | Developing Countries | HC59.6-59.7 |
| Primary | Economics. Special Topics | HC79.A-Z |
| Primary | Consumer Demand. Consumers. Consumption | HC79.C6 |
| Primary | Income. Income Distribution. National Income | HC79.I5-79.I51 |
| Secondary | Developing countries. Eastern hemisphere | D880-893 |
| Primary | Small/Medium/Large Businesses. Factory System | HD2340-2356 |
| Primary | Corporations, Trusts, Cartels | HD2709-2930 |
| Primary | State & Industrial Organization | HD3611-4730 |
| Secondary | Natural Disasters | GB5000-5030 |
| Primary | State Industries. Public Works. Government Ownership | HD3840-4420 |
| Secondary | Environmental Policy | GE170-190 |
| Primary | Costs. Industrial Costs | HD47-47.4 |
| Primary | Labor Systems | HD4861-4895 |
| Tertiary | Environmental Management | GE300-350 |
| Secondary | Philosophy, Methodology & Environmental Ethics | GE40-45 |

E-Resources at peer institutions

Resources selected from the libraries of 5 peer institutions:

University of Texas (UT)

Texas A&M University (TAMU)

University of Michigan (UM)

Pennsylvania State University (PSU)

University of Chicago (UC)

Recommended E-Resources

| Resource | UT | TAMU | PSU | UM | UC |
|---|----|------|-----|----|----|
| Factiva | UT | TAMU | PSU | UM | UC |
| PAIS (various platforms) | UT | TAMU | PSU | UM | UC |
| BCC Research | UT | TAMU | PSU | UM | UC |
| Mintel | UT | TAMU | PSU | UM | UC |
| SimplyAnalytics | UT | TAMU | PSU | UM | |
| EuroMonitor | | TAMU | PSU | | UC |
| Conference Board Research Reports | | TAMU | PSU | UM | |
| Gale in context: Global Issues | | TAMU | PSU | | |
| UN Comtrade (OA with premium services) | UT | | PSU | | |
| UNData (OA) | | | PSU | UM | UC |
| Global Commodities: Trade, Exploration, and Cultural Exchange | | | PSU | UM | |
| Greenwire | | | PSU | UM | |
| FitchConnect | UT | TAMU | | UM | |
| Roubini Global Economics Now: Continuum Economics | UT | | | | |
| UNBISnet (OA) | UT | TAMU | | | |
| FRED Economic Data (OA) | | TAMU | | UM | |
| International Historical Statistics | | TAMU | | UM | |

Subject Analysis Methods

- Size relative to the whole collection
- Other factors compared with the relative size:
 - Age (% of titles published since 2000)
 - OAT Held Rate (% of OAT titles in that subject held)
 - ILL requests for books
 - ILL requests for articles
 - Percent of books used
 - Overall book usage (print and ebooks combined)
 - Ejournal usage
- Statuses in the Subjects Analysis file:
 - Low Interest:
 - ILL rates *and* usage rates for both books and journals are very low relative to the size of the collection.
 - May not be worth investing resources.
 - Meets Needs:
 - Relative usage rates are similar to relative size.
 - ILL rates are low or moderate.
 - Size or age or OAT are adequate or as expected.
 - May still need some attention to increase size or recency or OAT.
 - Strong:
 - Usage rates are well above expected rates given the size of collection.
 - ILL rates are moderate or low.
 - Size or age or OAT held rate are good.
 - Needs Enhancement:
 - ILL rates are high compared with usage rates.
 - Or both ILL and usage rates are high, indicating strong interest.
 - Size or age or OAT held rate are poor, often all three together.