

UDC 661.15
IRSTI 31.17.39

**OPTIMIZATION OF THE TECHNOLOGICAL MODE OF PROCESSING OF
KARATAU PHOSPHORITES ON CYCLIC TECHNOLOGY BY METHOD OF
MATHEMATICAL PLANNING OF AN EXPERIMENT**

S.O. AKHMETOVA

(¹Almaty Technological University, Almaty, Republic of Kazakhstan)

E-mail: sunrise_kz@mail.ru

In the article the results of studies of decomposition process of Karatau phosphorites by phosphoric acid are presented. Mathematical processing of the results of an experiment was carried out. Kinetic characteristics of the chemical reaction are determined, which can be used to evaluate technological parameters and select optimal conditions of phosphorite decomposition. The process of decomposition of phosphorites of different structure was optimized by the method of mathematical planning of the experiment. The obtained dependencies can be used for determination of decomposition parameters under production conditions in order to achieve the maximum process indicators.

Key words: phosphates; chemical processing; monocalciumphosphate; phosphoric acid; insoluble rest; degree of decomposition; rate of decomposition.

**ОПТИМИЗАЦИЯ ТЕХНОЛОГИЧЕСКОГО РЕЖИМА ПЕРЕРАБОТКИ
ФОСФОРИТОВ КАРАТАУ ПО ЦИКЛИЧЕСКОЙ ТЕХНОЛОГИИ МЕТОДОМ
МАТЕМАТИЧЕСКОГО ПЛАНИРОВАНИЯ ЭКСПЕРИМЕНТА**

S.O. AXMETOVA

(Алматынський технологічний університет, Алматы, Казахстан)

E-mail: sunrise_kz@mail.ru

В статье представлены результаты исследований процесса разложения фосфоритов Каратау фосфорной кислотой. Проведена математическая обработка результатов эксперимента. Определены кинетические характеристики протекающей химической реакции, которые могут быть использованы для оценки технологических показателей и выбора оптимальных условий разложения фосфоритов. Проведена оптимизация процесса разложения фосфоритов различного состава методом математического планирования эксперимента. Полученные зависимости могут быть использованы для определения параметров разложения в производственных условиях с целью достижения максимальных показателей процесса.

Ключевые слова: фосфаты, химическая переработка, монокальцийфосфат, фосфорная кислота, нерастворимый остаток, степень разложения, скорость разложения.

**ЭКСПЕРИМЕНТТІ МАТЕМАТИКАЛЫҚ ЖОСПАРЛАУ ӘДІСІМЕН ҚАРАТАУ
ФОСФОРИТТЕРІН ЦИКЛДІ ТЕХНОЛОГИЯ БОЙЫНША ӨНДЕУ ТЕХНОЛОГИЯЛЫҚ
РЕЖІМІН ОПТИМИЗАЦИЯЛАУ**

S.O. AXMETOVA

(Алматы технологиялық университеті, Алматы, Қазақстан)

E-mail: sunrise_kz@mail.ru

Мақалада Қаратау фосфориттерін фосфор қышқылымен ыдырату процесін зерттеу нәтижелері келтірілген. Эксперимент нәтижелерін математикалық өңдеу жүргізілді. Технологиялық көрсеткіштерді бағалау және фосфориттерді ыдырату оптималды шарттарын таңдау үшін қолданылатын химиялық реакцияның кинетикалық сипаттамалары анықталды. Экспериментті математикалық жоспарлау әдісімен құрамы әртүрлі фосфориттерді ыдырату процесін оптималдау жүргізілді. Алынған тәуелділіктер процесінің максималды көрсеткіштеріне жетуі мақсатында өндірістік шарттарда ыдырату параметрлерін анықтау үшін қолданылуы мүмкін.

Негізгі сөздер: фосфаттар, химиялық өңдеу, монокальцийфосфат, фосфор қышқылы, ерімейтін қалдық, ыдырау дәрежесі, ыдырау жылдамдығы.

Introduction

One of the urgent problems of development of the mineral fertilizers industry is providing it with the source of raw materials connected with involvement in processing of new types of phosphatic raw materials. Characteristic of natural phosphates of many fields is a low content in them P_2O_5 and rather high concentration of impurity which considerably complicate processing of phosphorites. Kazakhstan occupies one of the leading places in the world in size of explored reserves of natural phosphates [1].

Phosphoritic ores of Karatau fields basin are subdivided into three main industrial types: rich, ordinary and poor. The rich phosphoritic ores are developed in superficial zones of a number of fields (Zhanatas, Kokdzhon, etc.), on average contain 28-30% P_2O_5 ; 7-10% SiO_2 , 4-8% CO_2 , 47% CaO , to 2,5-3,5% MgO , 1-1,5% Fe_2O_3 , to 1% Al_2O_3 ; they are suitable for direct processing by acid methods. Ordinary phosphoritic ores contain 21-25% P_2O_5 . Poor phosphoritic ores are presented by siliceous and phosphatic breeds with the maintenance of 18-21% P_2O_5 , 25-30% SiO_2 , 5-7% CO_2 , 2-2,5% Fe_2O_3 , 1-2% Al_2O_3 , siliceous and slate ores contain 16-20% P_2O_5 and 30-40% SiO_2 [2].

Generalizing the said above, it is possible to allocate the next moments:

- Karatau phosphorites belong to refractory ores, generally carbonate or siliceous [2]. Their enrichment is directed to increase in maintenance of the main component - P_2O_5 and the maximum decrease in impurity, first of all carbonates of calcium and magnesium. A variety of the chemical composition and mineralogopetrographic characteristics of Karatau phosphorites doesn't represent an opportunity to recommend for industrial realization any one rather universal and effective method of their

enrichment [3];

- At the process of ore enrichment a large amount of waste is formed [1];

- Processing of the low-quality phosphatic Karatau raw materials to extraction phosphoric acid is characterized by obtaining less concentrated acid (20-22% of P_2O_5) and a low exit of P_2O_5 in the final product (92-93%) [4].

Thus, now, the problem of rational, fuller use of raw material resources of Karatau is particularly acute very much: extraction of P_2O_5 from the ores to a useful product makes 76,2% [1], i.e. a quarter of the phosphorus-containing raw materials extracted from the deposit is excluded from the final product, is lost forever.

Works dealing with the development of technology to produce concentrated fertilizers using phosphates of new deposits are very urgent, the problem of using low-quality phosphorites being the most interesting. One of the most important aims of the problem being discovered is the search for ways for direct processing of low-quality and non-standard raw materials into high-quality products. The works dealing with studying speeds and mechanisms of decomposition of natural phosphates in pulps which do not thicken may be referred to as the most important in this respect. They helped to offer a set of new so to say cyclic ways to produce mineral fertilizers.

These circumstances have induced us to study a possibility of application of the recirculation phosphorus-acid method for processing into monocalciumphosphate and extraction phosphoric acid the Karatau basin off-balance phosphorites [6-7].

Research objects and methods

As an object of the researches 3 samples of phosphates of various fields of the Karatau basin have been taken. The chemical composition of the studied samples is given in table 1.

Table 1 – The chemical composition of the studied samples of Karatau phosphorites in mass. %

Samples of initial phosphates	Maintenance of the main components							
	P ₂ O ₅	CaO	MgO	Fe ₂ O ₃	Al ₂ O ₃	CO ₂	F	i.r.
1. Carbonate ore of Zhanatas field	21,03	36,03	2,4	2,99	1,02	8,78	1,93	19,86
2. Siliceous and slate ore of Koksus field	15,37	23,52	0,99	2,79	1,91	1,08	2,08	49,15
3. Phosphatic and siliceous ore of Koksus field	22,58	35,82	0,79	2,79	2,03	3,95	2,79	26,2

The previous researches of the authors on studying of the regularities of decomposition of low-quality phosphatic raw materials of Chilisay and Karatau fields in process with recirculation of phosphoric acid have shown that an optimum norm of the phosphoric acid with the concentration 36-42% of P₂O₅ fluctuates within 500-600% from stoichiometric necessary on formation of monocalciumphosphate [7-8]. This has given to the authors the base for carrying out experiments for the purpose of detection of the kinetic regularities of decomposition of Karatau phosphorites of various structure and quality phosphoric acid of concentration of 36% P₂O₅ (50% of H₃PO₄) and norm of 550%.

Experimental kinetic data have been obtained in the periodic mode at the temperatures 75±2°C and 95±2°C by the technique described when studying kinetics of decomposition of Chilisay phosphorites by large excess of phosphoric acid [8].

For the description of the kinetics of decomposition Chepelevt'sky and Drozdov's equations [9] are used:

At mathematical processing of the results of experiments methods of approximation of the results of experiments with use of polynoms 2-4 degrees, and also the equations of indicative, logarithmic and exponential regressions have been tested. Mathematical processing of the results is made by means of specially developed complex

of the programs in the Mathcad-2001 system [10].

Studying kinetics of decomposition of all specified phosphorites phosphoric acid of one concentration (50% H₃PO₄) and at one norm (550%) isn't enough from the point of view of determination of the optimum parameters of the process taking into account specific features of raw materials therefore further research of influence of various factors on the process of phosphoric acid decomposition of low-quality Karatau phosphorites by method of planning of an experiment for the purpose of optimization of a cyclic technology of their processing was required.

The purpose of the given research was definition of optimum conditions of carrying out reaction of decomposition of the studied phosphorites phosphoric acid and creation of the generalized model considering the main indicators of the process. Researches are conducted with an application of the second order orthogonal plan method of planning of experiment with a star shoulder $\alpha = \pm 1,72$ allowing to define simultaneous influence of various factors on the process of decomposition of phosphatic raw materials.

Results and Discussions

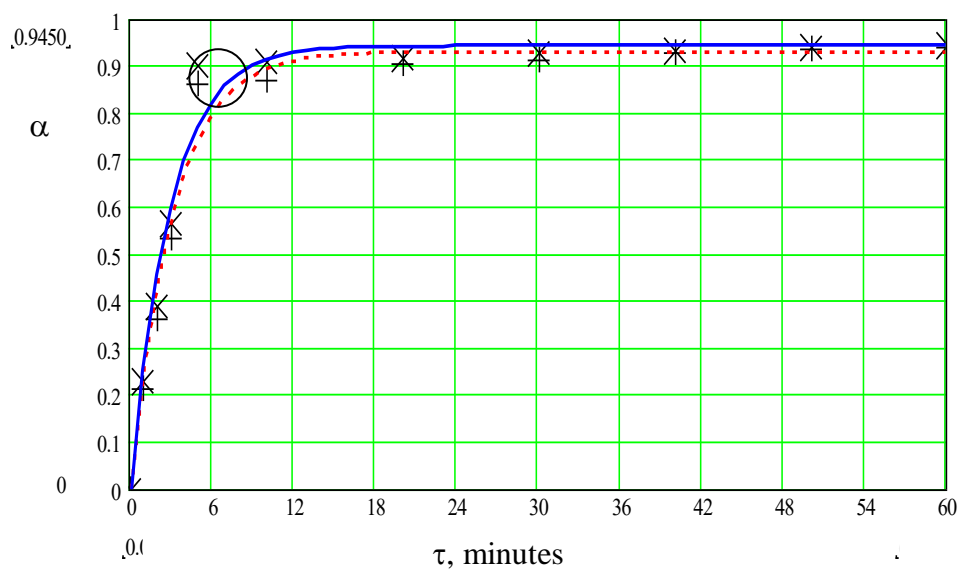
Kinetics of the process of decomposition of the phosphorites phosphoric acid and mathematical processing of the experimental data

Results of the experiments are presented in table 2.

Table 2 – Results of the experiments on study of the rate of decomposition of the phosphorites

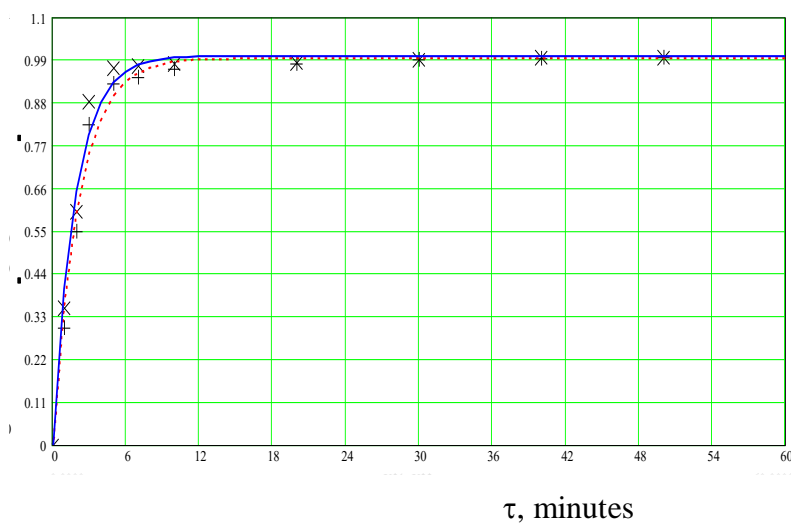
1 sample			2 sample			3 sample		
t, °C	τ_{decom} , min	Decomposition degree α	t, °C	τ_{decom} , min	Decomposition degree α	t, °C	τ_{decom} , min	Decomposition degree α
75	1	0,2115	75	1	0,3000	75	1	0,2275
75	2	0,3632	75	2	0,5500	75	2	0,4034
75	3	0,5328	75	3	0,8250	75	3	0,5517
75	4	0,6450	75	4	not defined	75	4	not defined
75	5	0,8600	75	5	0,9300	75	5	0,9300
75	10	0,8691	75	10	0,9660	75	10	0,9700
75	20	0,9125	75	20	0,9790	75	20	0,9800

75	30	0,9210	75	30	0,9899	75	30	0,9900
75	40	0,9420	75	40	0,9940	75	40	0,9915
75	50	0,9530	75	50	0,9955	75	50	0,9910
95	1	0,2270	95	1	0,3520	95	1	0,2400
95	2	0,3905	95	2	0,6000	95	2	0,4355
95	3	0,5642	95	3	0,8825	95	3	0,5800
95	4	0,6700	95	4	not defined	95	4	not defined
95	5	0,9000	95	5	0,9695	95	5	0,9500
95	10	0,9075	95	10	0,3755	95	10	0,9800
95	20	0,9200	95	20	0,9800	95	20	0,9860
95	30	0,9300	95	30	0,9840	95	30	0,9900
95	40	0,9480	95	40	0,9897	95	40	0,9937
95	50	0,9600	95	50	0,9955	95	50	0,9950



Continuous line and symbol X (experiment) – at a temperature 95°C,
dashed line and symbol + (experiment) – at a temperature 75°C

Figure 1 - Dependence of degree of decomposition (α) on time (τ) at N (H_3PO_4) - 550%, C (H_3PO_4) - 50% for the sample 1

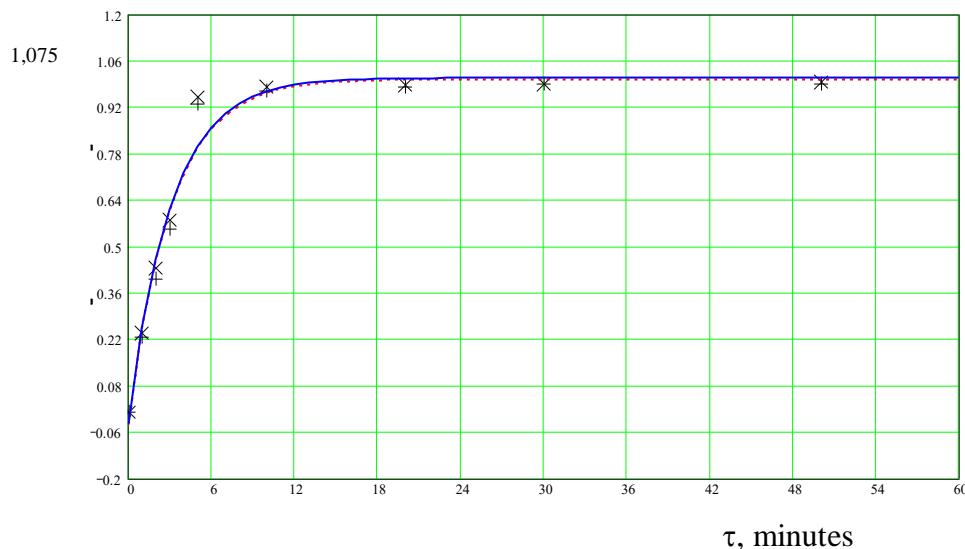


Continuous line and symbol X (experiment) – at a temperature 95°C,
dashed line and symbol + (experiment) – at a temperature 75°C

Figure 2 – Dependence of degree of decomposition (α) on time (τ) at N (H_3PO_4) – 550%, C (H_3PO_4) – 50% for the sample 2

Follows from the fig. 1 (Results of experiments for a sample 1) two stages of the process of decomposition of phosphorites are allocated (1 – actually a decomposition stage, 2 – a further decomposition stage). Distinction in a

time of course of each stage of decomposition is rather big (3-7 min. – 1 stage; 50-55 min. – the 2nd stage). For the samples 2 and 3 (fig. 2-3), in general, the nature of dependence of degree of decomposition on time is similar.



Continuous line and symbol X (experiment) – at a temperature 95°C,
dashed line and symbol + (experiment) – at a temperature 75°C

Figure 3 – Dependence of degree of decomposition (α) on time (τ) at N (H₃PO₄) – 550%, C (H₃PO₄) – 50% for the sample 3

Application of methods of α(τ) approximation mathematical expression has had an opportunity of obtaining reliable α(τ) values in any intermediate points of time of the studied range. Besides, it has given the chance to obtain an analytical expression of rate of reaction V(τ).

The best indicators of adequacy of mathematical modeling and reflection of a quantitative nature of kinetic regularities are obtained when using exponential regression of a look:

$$\alpha_a = a \cdot \exp(b \cdot \tau) + c \quad (1)$$

Continuous and dashed curves in fig. 1 are results of approximation of experimental data for a sample 1 for all range of time expressions at a temperature 75°C:

$$\alpha_a = -0.9633 \cdot \exp(-0.323 \cdot \tau) + 0.9202 \quad (2)$$

and at a temperature 95°C:

$$\alpha_a = -0.9783 \cdot \exp(-0.3475 \cdot \tau) + 0.9895 \quad (3)$$

Coefficients of Pearson correlation for expressions (2) and (3) are respectively equal 0.9902 and 0.9845 that speaks about high precision of approximation.

Predicted rate of reaction when using dependence (1) is defined as its derivative:

$$\frac{d\alpha_a}{d\tau} = a \cdot b \cdot \exp(b \cdot \tau) + c \quad (4)$$

In spite of the fact that the correlation coefficient at approximation is high, α value at time τ = 5 minutes (it is led round by a circle) as if drops out of dependence. The similar picture is observed also in experiments with other samples. It means that, since timepoint of 4 - 7 min., there is a quick transition from the first stage to the second. Therefore the most real results of reflection of a qualitative picture of kinetics of the process can be obtained by separate consideration of the first stage, i.e. actually decomposition stages.

In work [11] it is also shown that at dissolution of phosphates in phosphoric acid a uniform hypothesis (uniform on a surface and by the characteristic size) of the nature of a process of dissolution of a conditionally spherical particle at degree of dissolution α higher than 92% isn't confirmed. Considering these circumstances for determination of kinetic parameters the experimental data corresponding to the first stage of decomposition are used.

The carried-out mathematical processing of the results of the experiment has allowed to calculate a reaction order, a constant of the rate of reaction and

an apparent energy of activation of the process of decomposition for all three samples of phosphorites.

The values of constants a, b, c and kinetic parameters of the process are given in table 3.

Table 3 – Results of mathematical processing of experimental data

Sample No.	Temperature, °C	Coefficients of equation (1)			Correlation coefficient R	Reaction order n	Constant of reaction rate K	Apparent energy E, kJ/mol
		a	b	c				
1	75	-1,3630	-0,1607	1,3646	0,9993	0,5887	0,2060	7.1948
	95	-1.2337	-0.1974	1.2344	0.9994	0.6757	0.2283	
2	75	-5.7332	-0.0513	5.7362	0.9996	0.1054	0.2882	9,5162
	95	-2.8349	-0.1221	2.8406	0.9990	0.2131	0.3301	
3	75	-1.1405	-0.2195	1.1411	0.9999	0.8017	0.2436	6,2200
	95	-1.1137	-0.2464	1.1130	0.9999	0.8270	0.2663	

The found values of activation energy correspond to the process going mainly in the internal diffusive area that confirms the mechanism of decomposition of phosphorites with phosphoric acid stated above.

Intensification of the process of decomposition at a circulating way of obtaining a monocalciumphosphate from Karatau phosphorites.

When developing the phosphoric-acid cyclic method of processing the Karatau phosphorites of various structure and quality it is revealed that in some cases carrying out the process is complicated considerably by the low speed of a filtration of the insoluble rest [5-6; 8].

In actual practice decomposition of phosphorites is made phosphoric acid which, depending on a way of its producing and concentration, contains a quantity of sulfuric acid. Interaction of natural phosphate with free sulfuric acid leads, on the one hand, to increase in reactionary activity of a liquid phase of a pulp, with another – crystallization and sedimentation of calcium sulfate on the surfaces of grains of

natural phosphate can exert the braking impact on decomposition process [8].

As target output variables (exits – vector \vec{Y}) for each of the three studied samples of phosphorites are chosen:

Y_1 – rate of decomposition [-];

Y_2 - speed of filtration of the insoluble rest (i.r.) on a dry deposit [kg/m²·h];

Y_3 – yield of the monocalciumphosphate [g from 50 g of phosphate material].

Input parameters (factors - vector \vec{X}) were:

X_1 – temperature of decomposition [°C];

X_2 – time of decomposition [min];

X_3 – concentration of phosphoric acid [% P₂O₅];

X_4 – norm of phosphoric acid [%] N;

X_5 - content of sulfuric acid in phosphoric acid [%].

Significant coefficients b of the mathematical model which is adequately describing process of decomposition of phosphorites, having a regression equation appearance have been defined:

$$\begin{aligned} \hat{Y} = & b_0 + b_1 \cdot X_1 + b_2 \cdot X_2 + b_3 \cdot X_3 + b_4 \cdot X_4 + b_5 \cdot X_5 + \\ & + b_{12} \cdot X_1 \cdot X_2 + b_{13} \cdot X_1 \cdot X_3 + b_{14} \cdot X_1 \cdot X_4 + b_{15} \cdot X_1 \cdot X_5 + \\ & + b_{23} \cdot X_2 \cdot X_3 + b_{24} \cdot X_2 \cdot X_4 + b_{25} \cdot X_2 \cdot X_5 + b_{34} \cdot X_3 \cdot X_4 + \\ & + b_{35} \cdot X_3 \cdot X_5 + b_{45} \cdot X_4 \cdot X_5 + b_{11} \cdot X_1^2 + b_{22} \cdot X_2^2 + b_{33} \cdot X_3^2 + \\ & + b_{44} \cdot X_4^2 + b_{55} \cdot X_5^2 \end{aligned} \quad (5)$$

Where \hat{Y} - calculated value of exit.

In general view coefficients ($i \cdot j$) of the equations were required:

$$\hat{Y}_{ij} = f(\vec{X}, \vec{B}), \quad (6)$$

Where i – number of a sample of phosphorite; j – number of an exit of Y (for the Y₂₂ researches weren't conducted);

required \vec{B} - vector of the coefficients of regression equation.

The ranges of change of the factors chosen on the basis of the analysis of the studied system are presented in table 4.

Table 4 – Areas of the independent variables research

Factors	X ₁	X ₂	X ₃	X ₄	X ₅
LOW LEVEL (-1)	80	15	38	450	1,05
High level (+1)	95	45	42	550	3,95
Zero level (0)	87,5	30	40	500	2,5
Variability interval (ΔX)	7,5	15	2	50	1,45
Arm + α	100,39	55,78	43,44	585,94	4,99
Arm - α	74,61	4,22	36,56	414,06	0,01

The program for the personal computer on the basis of the Ms Excel system – 2000, used in the Windows-2000 system environment is developed for automation of processing of the results. It has allowed to obtain almost instantly during dialogue all necessary results of calculations and to provide search of the optimum modes of carrying out reaction of phosphorites decomposition.

Exception of the described results is experience for Y₂₃ (the second sample - siliceous and slate ore of Koksus field, 15,37% P₂O₅) since

$$\hat{Y} = b_0 + b_3 \cdot X_3 + b_4 \cdot X_4 + b_5 \cdot X_5 + b_{34} \cdot X_3 \cdot X_4 + b_{35} \cdot X_3 \cdot X_5 + b_{45} \cdot X_4 \cdot X_5 + b_{345} \cdot X_3 \cdot X_4 \cdot X_5 \quad (7)$$

at ranges of change of the factors presented in table 6.

the obtained mathematical model in this case was inadequate. After the additional analysis it is found out, for this case factors X₁ (t⁰,C) and X₂ (τ , minutes) have no significant effect on Y₂₃ (yield of the monocalciumphosphate). Therefore for this sample the complete factorial experiment (CFE) 2³ (8 experiences) for the purpose of definition of dependence of Y₂₃ on (X₂; X₄; X₅) has been made.

The CFE mathematical model is used in the regression equation form:

Table 6 –Areas of the independent variables research at CFE for definition of dependence of Y₂₃ on X₂; X₄; X₅

Factors	X ₃	X ₄	X ₅
LOW LEVEL (-1)	38	450	1,05
High level (+1)	42	550	3,95
Zero level (0)	40	500	2,5
Variability interval (ΔX)	2	50	1,45

The expected values Y and ranges $[\bar{X}_{max} \dots \bar{X}_{min}]$ for the optimum modes are a priori known. The developed programs of processing and research of the results of the experiment allow count very quickly parameters of mathematical model (5) and an exit \hat{Y} .

The analysis of the results of mathematical modeling has shown that change of a temperature of decomposition and norm of H₃PO₄ in the studied ranges practically don't influence degree of decomposition, process of decomposition comes to an end in 30-40 min., depending on quality of raw materials. Degree of decomposition of phosphorites decreases a little with increase in

concentration of phosphoric acid and amount of sulfuric acid in mix.

However even the insignificant content of sulfuric acid (from 0,2 to 0,5%) increases the speed of a filtration of the i.r. by 3-3,5 times (from 55 to 160 kg/m²·h on a dry deposit at decomposition of the 1st sample, from 89 to 250 kg/m²·h on a dry deposit at decomposition of the 3rd sample), without having significant effect on degree of decomposition of phosphorites. Further increase in content of sulfuric acid in phosphoric acid leads to decrease in degree of decomposition by 3-6%, depending on concentration of phosphoric acid, and also to sharp reduction of the yield of the monocalciumphosphate. Use for

decomposition of less concentrated phosphoric acid leads to some reduction of the yield of the monocalciumphosphate as well.

Thus, the following optimum modes have been defined:

factors samples	X ₁ t, °C	X ₂ τ, min	X ₃ C _{H₃PO₄} , %	X ₄ N _{H₃PO₄} , %	X ₅ C _{H₂SO₄} , %
1	95	40	41	550	0,25
2	90	30	40	550	0,3
3	95	40	39	500	0,7

At the same time it is possible to carry out process of decomposition with rather high degree (0,95-1,00) when the yield of the monocalciumphosphate is equivalent on the maintenance of P₂O₅ to amount of the entered phosphatic raw materials. However even though the speed of a filtration of the i.r. increases a little, but is insufficient for the technological purposes.

Conclusions

The process of decomposition of the poor phosphate raw materials of three fields of Karatau basin with a large excess of phosphoric acid concentration of 40% P₂O₅ was studied.

New data on kinetics of decomposition of poor Karatau phosphatic raw materials of three fields 5,5-multiple excess of 40% P₂O₅ concentration phosphoric acid are obtained. It is established that the main opening of ores happens the first 5 minutes of decomposition to the maximum speed, in the next 30-40 minutes there is further decomposition of the raw materials to achievement of almost 100% degree of decomposition. Lower degree of decomposition of carbonate phosphorite (0,96) is connected with the increased maintenance of MgO in this ore.

It is established that in the range of temperatures 348-368K temperature have no significant effect on a degree of decomposition, especially at the 2nd stage of the process. Almost full decomposition of ores is provided with high activity of hydrogen ions in a liquid phase of suspension, and also lack of again formed firm phase.

Mathematical processing of the results of the made experiment is carried out, the regression equations which are adequately describing dependences of speed and degree of decomposition on process parameters, and also kinetic characteristics of a chemical reaction behavior which can be used for assessment of technological indicators and the choice of optimum conditions of decomposition of poor Karatau phosphorites are obtained. Optimization

of the process of decomposition of phosphorites of various structure is performed by method of mathematical planning of an experiment.

The obtained dependences can be used for the determination of the parameters of decomposition under production conditions for the purpose of achievement of the maximum indicators of the process.

REFERENCES

1. Timchenko A.I., Krasnov A.A., Romanov V.L. Resources of phosphatic raw materials of the Karatau basin for chemical processing. // In book: Works of NIUIF, M.: Issue 255. - 1988. Increase in efficiency of the phosphorus-containing fertilizers produced on the basis of Karatau phosphorites. [In Russian]
2. Bliskovsky V.Z. Material structure and enrichability of phosphorite ores. M.: Nedra, 1983. PP. 56-60. [In Russian]
3. Shokhin V.N., *et al.* Flootation and chemical enrichment of phosphatic ores. M.: Nedra, 1991. - 205, [1] p. [In Russian]
4. Zabeleshinsky Yu.A., *et al.* Quality of phosphatic Karatau raw materials and its influence on technology of extraction phosphoric acid // *Survey inform. Ser. "Mineral fertilizers and sulfuric acid"*. M.: NIITEHIM, 1986. - 30 p. [In Russian].
5. Akhmetova, S.O., *et al.* Patent of RK No. 4997. Way of obtaining mineral fertilizer. Bulletin "Industrial Property", 2001, No. 3. – 3p. [In Russian].
6. Akhmetova S.O., *et al.* Patent of RK No. 10423. Way of obtaining extraction phosphoric acid. Bulletin "Industrial Property", 2006, No. 4. – 3p. [In Russian]
7. Akhmetova S.O., Shapiro L.D., Moldabekov Sh.M. Kinetics of decomposition of Chilisy phosphorites phosphoric acid // Complex use of miner. raw materials, 1992. - No. 11.- PP. 29-32. [In Russian]
8. Moldabekov Sh.M., Akhmetova S.O. Technology of processing of sub-standard Karatau phosphorites on monocalciumphosphate // Scientific and Technical Journal "News of Science of Kazakhstan". - 1999, - No. 2. - PP. 11-15. [In Russian]
9. Akhnazarova S.L., Kafarov V.V. Methods of optimization of an experiment in chemical technology, M.: The Higher School, 1985. – 327 p. [In Russian]

10. Dyakonov V.P., Abramenkov I.V. Mathcad 7.0 in mathematics, physics and in the Internet. M.: Knowledge, 1998. – 345 p. [In Russian]

11. Petropavlovsky I.A., et al. // Works of Moscow Chemical-Technological Institute after D.I. Mendeleev. Issue. 132. 1984. PP. 38-43. [In Russian]

УДК 541.64+678.744
МРНТИ61.59.37

МОДИФИКАЦИЯ КУКУРУЗНОГО КРАХМАЛА И ИЗУЧЕНИЕ ЕГО ФИЗИКО-ХИМИЧЕСКИХ СВОЙСТВ

А.Ш. ЗАЙНУЛЛИНА,¹Э.П. КУРБАШЕВ¹

(¹Алматинский технологический университет, Алматы, Казахстан)
E-mail: zash1953@mail.ru

Целью данной работы является подготовка и исследование карбоксиметилированного кукурузного крахмала (КМКК) для потенциального применения в качестве буровых растворов. Кукурузный крахмал модифицировали монохлорацетатом натрия. Структура кукурузного крахмала и КМКК была установлена с помощью ЯМР и ИК-спектроскопии. Степень карбоксиметилирования кукурузного крахмала, определенная с помощью ЯМР-спектроскопии, была равна 80%. Морфологические свойства кукурузного крахмала и КМКК были изучены сканирующей электронной микроскопией (СЭМ). Определены структурно-механические, фильтрационные и коркообразующие свойства буровых растворов и показатели потери жидкости КМКК. Проведенные исследования показали, что предложенный новый состав бурового раствора превосходит по качеству буровой раствор на основе немодифицированного кукурузного крахмала.

Ключевые слова: кукурузный крахмал, модификация, карбоксиметилированный кукурузный крахмал, степень замещения, средневязкостная молекулярная масса, вязкость, реология, буровые растворы.

ЖҮГЕРІ КРАХМАЛЫНЫҢ МОДИФИКАЦИЯСЫ ЖӘНЕ ОНЫҢ ФИЗИКО-ХИМИЯЛЫҚ ҚАСИЕТІ

А.Ш. ЗАЙНУЛЛИНА¹, Э.П. КУРБАШЕВ¹

(¹Алматы технологиялық университеті, Алматы, Қазақстан)
E-mail: zash1953@mail.ru

Бұл жұмыстың мақсаты карбоксиметилденген жүгері крахмалын (КМЖК) алу, сипаттау және бұл үлгілерді су негізіндегі бұрғылау ерітінділерінде қолдану мүмкіндігін бағалау болып табылады. Жүгері крахмалын натрий монохлорацетатымен модификациялады. Жүгері крахмалы мен КМЖК құрылысы ЯМР және ИҚ-спектроскопия көмегімен анықталды. ЯМР-спектроскопиясы көмегімен анықталған жүгері крахмалының карбоксиметилдену дәрежесі 80% тең болды. Жүгері крахмалы мен КМЖК морфологиялық қасиеттері сканирлеуші электрондық микроскоп (СЭМ) арқылы зерттелді. Бұрғылау ерітінділерінің құрылымдық – механикалық, фильтрациялық және қабат түзу қасиеттері, КМЖК фильтрация көрсеткіші табылды. Жүргізілген зерттеулер бұрғылау ерітіндісінің ұсынылған жаңа құрамы модифицирленген жүгері крахмалының негізінде бұрғылау ерітіндісінен асып түсетінін көрсетті.

Негізгі сөздер: жүгері крахмалы, модификация, карбоксиметилденген жүгері крахмалы, орынбасу дәрежесі, ортатұтқырлық молекулалық масса, тұтқырлық, реология, бұрғылау ерітінділері.