



UvA-DARE (Digital Academic Repository)

All-sky search for high-energy neutrinos from gravitational wave event GW170104 with the Antares neutrino telescope

ANTARES Collaboration; Albert, A.; Bouwhuis, M.C.; Bruijn, R.; Heijboer, A.J.; de Jong, M.; Jongen, M.; Melis, K.; Samtleben, D.F.E.

DOI

[10.1140/epjc/s10052-017-5451-z](https://doi.org/10.1140/epjc/s10052-017-5451-z)

Publication date

2017

Document Version

Final published version

Published in

European Physical Journal C

License

CC BY

[Link to publication](#)

Citation for published version (APA):

ANTARES Collaboration, Albert, A., Bouwhuis, M. C., Bruijn, R., Heijboer, A. J., de Jong, M., Jongen, M., Melis, K., & Samtleben, D. F. E. (2017). All-sky search for high-energy neutrinos from gravitational wave event GW170104 with the Antares neutrino telescope. *European Physical Journal C*, 77(12), [911]. <https://doi.org/10.1140/epjc/s10052-017-5451-z>

General rights

It is not permitted to download or to forward/distribute the text or part of it without the consent of the author(s) and/or copyright holder(s), other than for strictly personal, individual use, unless the work is under an open content license (like Creative Commons).

Disclaimer/Complaints regulations

If you believe that digital publication of certain material infringes any of your rights or (privacy) interests, please let the Library know, stating your reasons. In case of a legitimate complaint, the Library will make the material inaccessible and/or remove it from the website. Please Ask the Library: <https://uba.uva.nl/en/contact>, or a letter to: Library of the University of Amsterdam, Secretariat, Singel 425, 1012 WP Amsterdam, The Netherlands. You will be contacted as soon as possible.

UvA-DARE is a service provided by the library of the University of Amsterdam (<https://dare.uva.nl>)

All-sky search for high-energy neutrinos from gravitational wave event GW170104 with the ANTARES neutrino telescope

ANTARES Collaboration

A. Albert¹, M. André², M. Anghinolfi³, G. Anton⁴, M. Ardid⁵, J.-J. Aubert⁶, T. Avgitas⁷, B. Baret⁷, J. Barrios-Marti⁸, S. Basa⁹, B. Belhorma¹⁰, V. Bertin⁶, S. Biagi¹¹, R. Bormuth^{12,13}, S. Bourret⁷, M. C. Bouwhuis¹², H. Brânzaş¹⁴, R. Bruijn^{12,15}, J. Brunner⁶, J. Busto⁶, A. Capone^{16,17}, L. Caramete¹⁴, J. Carr⁶, S. Celli^{16,17,18}, R. Cherkaoui El Moursli¹⁹, T. Chiarusi²⁰, M. Circella²¹, J. A. B. Coelho⁷, A. Coleiro^{7,8,a}, R. Coniglione¹¹, H. Costantini⁶, P. Coyle⁶, A. Creusot⁷, A. F. Díaz²², A. Deschamps²³, G. De Bonis¹⁷, C. Distefano¹¹, I. Di Palma^{16,17}, A. Domi^{3,24}, C. Donzaud^{7,25}, D. Dornic⁶, D. Drouhin¹, T. Eberl⁴, I. El Bojaddaini²⁶, N. El Khayati¹⁹, D. Elsässer²⁷, A. Enzenhöfer⁶, A. Ettahiri¹⁹, F. Fassi¹⁹, I. Felis⁵, L. A. Fusco^{20,28}, P. Gay^{7,29}, V. Giordano³⁰, H. Glotin^{31,32,33}, T. Grégoire⁷, R. Gracia Ruiz⁷, K. Graf⁴, S. Hallmann⁴, H. van Haren³⁴, A. J. Heijboer¹², Y. Hello²³, J. J. Hernández-Rey⁸, J. Höfl⁴, J. Hofestädt⁴, C. Hugon^{3,24}, G. Illuminati⁸, C. W. James⁴, M. de Jong^{12,13}, M. Jongen¹², M. Kadler²⁷, O. Kalekin⁴, U. Katz⁴, D. Kießling⁴, A. Kouchner^{7,33}, M. Kreter²⁷, I. Kreykenbohm³⁵, V. Kulikovskiy^{6,36}, C. Lachaud⁷, R. Lahmann⁴, D. Lefèvre^{37,38}, E. Leonora^{30,39}, M. Lotze⁸, S. Loucatos^{7,40}, M. Marcellin⁹, A. Margiotta^{20,28}, A. Marinelli^{41,42}, J. A. Martínez-Mora⁵, R. Mele^{43,44}, K. Melis^{12,15}, T. Michael¹², P. Migliozzi⁴³, A. Moussa²⁶, S. Navas⁴⁵, E. Nezri⁹, M. Organokov⁴⁶, G. E. Pávālas¹⁴, C. Pellegrino^{20,28}, C. Perrina^{16,17}, P. Piattelli¹¹, V. Popa¹⁴, T. Pradier⁴⁶, L. Quinn⁶, C. Racca¹, G. Riccobene¹¹, A. Sánchez-Losa²¹, M. Saldaña⁵, I. Salvadori⁶, D. F. E. Samtleben^{12,13}, M. Sanguineti^{3,24}, P. Sapienza¹¹, F. Schüssler⁴⁰, C. Sieger⁴, M. Spurio^{20,28}, Th. Stolarczyk⁴⁰, M. Taiuti^{3,24}, Y. Tayalati¹⁹, A. Trovato¹¹, D. Turpin⁶, C. Tönnes⁸, B. Vallage^{7,40}, V. Van Elewyck^{7,33}, F. Versari^{20,28}, D. Vivolo^{43,44}, A. Vizzoca^{16,17}, J. Wilms³⁵, J. D. Zornoza⁸, J. Zúñiga⁸

¹ GRPHE, Université de Haute Alsace - Institut universitaire de technologie de Colmar, 34 rue du Grillenbreit, BP 50568, 68008 Colmar, France

² Laboratory of Applied Bioacoustics, Technical University of Catalonia, Rambla Exposició, 08800 Vilanova i la Geltrú, Barcelona, Spain

³ INFN-Sezione di Genova, Via Dodecaneso 33, 16146 Genoa, Italy

⁴ Erlangen Centre for Astroparticle Physics, Friedrich-Alexander-Universität Erlangen-Nürnberg, Erwin-Rommel-Str. 1, 91058 Erlangen, Germany

⁵ Institut d'Investigació per a la Gestió Integrada de les Zones Costaneres (IGIC), Universitat Politècnica de València, C/ Paranimf 1, 46730 Gandia, Spain

⁶ CPPM, Aix Marseille Univ., CNRS/IN2P3, Marseille, France

⁷ APC, Univ Paris Diderot, CNRS/IN2P3, CEA/Irfu, Obs de Paris, Sorbonne Paris Cité, Paris, France

⁸ IFIC-Instituto de Física Corpuscular (CSIC-Universitat de València), c/ Catedrático José Beltrán, 2, 46980 Paterna, Valencia, Spain

⁹ LAM-Laboratoire d'Astrophysique de Marseille, Pôle de l'Étoile Site de Château-Gombert, rue Frédéric Joliot-Curie 38, 13388 Marseille Cedex 13, France

¹⁰ National Center for Energy Sciences and Nuclear Techniques, B.P.1382, 10001 R. P. Rabat, Morocco

¹¹ INFN-Laboratori Nazionali del Sud (LNS), Via S. Sofia 62, 95123 Catania, Italy

¹² Nikhef, Science Park, Amsterdam, The Netherlands

¹³ Huygens-Kamerlingh Onnes Laboratorium, Universiteit Leiden, Leiden, The Netherlands

¹⁴ Institute for Space Science, Măgurele, 077125 Bucharest, Romania

¹⁵ Instituut voor Hoge-Energie Fysica, Universiteit van Amsterdam, Science Park 105, 1098 XG Amsterdam, The Netherlands

¹⁶ INFN-Sezione di Roma, P.le Aldo Moro 2, 00185 Rome, Italy

¹⁷ Dipartimento di Fisica dell'Università La Sapienza, P.le Aldo Moro 2, 00185 Rome, Italy

¹⁸ Gran Sasso Science Institute, Viale Francesco Crispi 7, 00167 L'Aquila, Italy

¹⁹ Faculty of Sciences, University Mohammed V in Rabat, 4 av. Ibn Battouta, B.P. 1014, 10000 R. P. Rabat, Morocco

²⁰ INFN-Sezione di Bologna, Viale Berti-Pichat 6/2, 40127 Bologna, Italy

²¹ INFN-Sezione di Bari, Via E. Orabona 4, 70126 Bari, Italy

²² Department of Computer Architecture and Technology/CITIC, University of Granada, 18071 Granada, Spain

²³ Géoazur, UCA, CNRS, IRD, Observatoire de la Côte d'Azur, Sophia Antipolis, France

²⁴ Dipartimento di Fisica dell'Università, Via Dodecaneso 33, 16146 Genoa, Italy

²⁵ Université Paris-Sud, 91405 Orsay Cedex, France

²⁶ Laboratory of Physics of Matter and Radiations, University Mohammed I, B.P.717, 6000 Oujda, Morocco

²⁷ Institut für Theoretische Physik und Astrophysik, Universität Würzburg, Emil-Fischer Str. 31, 97074 Würzburg, Germany

²⁸ Dipartimento di Fisica e Astronomia dell'Università, Viale Berti Pichat 6/2, 40127 Bologna, Italy

- ²⁹ Laboratoire de Physique Corpusculaire, Clermont Université, Université Blaise Pascal, CNRS/IN2P3, BP 10448, 63000 Clermont-Ferrand, France
- ³⁰ INFN-Sezione di Catania, Viale Andrea Doria 6, 95125 Catania, Italy
- ³¹ LSIS, Aix Marseille Université CNRS ENSAM LSIS UMR 7296, 13397 Marseille, France
- ³² Université de Toulon CNRS LSIS UMR 7296, 83957 La Garde, France
- ³³ Institut Universitaire de France, 75005 Paris, France
- ³⁴ Royal Netherlands Institute for Sea Research (NIOZ), Utrecht University, Landsdiep 4, 1797 SZ 't Horntje (Texel), The Netherlands
- ³⁵ Dr. Remeis-Sternwarte and ECAP, Universität Erlangen-Nürnberg, Sternwartstr. 7, 96049 Bamberg, Germany
- ³⁶ Skobeltsyn Institute of Nuclear Physics, Moscow State University, Leninskie gory, 119991 Moscow, Russia
- ³⁷ Mediterranean Institute of Oceanography (MIO), Aix-Marseille University, 13288 Marseille Cedex 9, France
- ³⁸ Université du Sud Toulon-Var, CNRS-INSU/IRD UM 110, 83957 La Garde Cedex, France
- ³⁹ Dipartimento di Fisica ed Astronomia dell'Università, Viale Andrea Doria 6, 95125 Catania, Italy
- ⁴⁰ Direction des Sciences de la Matière-Institut de recherche sur les lois fondamentales de l'Univers-Service de Physique des Particules, CEA Saclay, 91191 Gif-sur-Yvette Cedex, France
- ⁴¹ INFN-Sezione di Pisa, Largo B. Pontecorvo 3, 56127 Pisa, Italy
- ⁴² Dipartimento di Fisica dell'Università, Largo B. Pontecorvo 3, 56127 Pisa, Italy
- ⁴³ INFN-Sezione di Napoli, Via Cintia, 80126 Naples, Italy
- ⁴⁴ Dipartimento di Fisica dell'Università Federico II di Napoli, Via Cintia, 80126 Naples, Italy
- ⁴⁵ Dpto. de Física Teórica y del Cosmos and C.A.F.P.E., University of Granada, 18071 Granada, Spain
- ⁴⁶ Université de Strasbourg, CNRS, IPHC UMR 7178, 67000 Strasbourg, France

Received: 5 October 2017 / Accepted: 5 December 2017 / Published online: 28 December 2017

© The Author(s) 2017. This article is an open access publication

Abstract Advanced LIGO detected a significant gravitational wave signal (GW170104) originating from the coalescence of two black holes during the second observation run on January 4th, 2017. An all-sky high-energy neutrino follow-up search has been made using data from the ANTARES neutrino telescope, including both upgoing and downgoing events in two separate analyses. No neutrino candidates were found within ± 500 s around the GW event time nor any time clustering of events over an extended time window of ± 3 months. The non-detection is used to constrain isotropic-equivalent high-energy neutrino emission from GW170104 to less than $\sim 1.2 \times 10^{55}$ erg for a E^{-2} spectrum. This constraint is valid in the energy range corresponding to the 5–95% quantiles of the neutrino flux [3.2 TeV; 3.6 PeV], if the GW emitter was below the ANTARES horizon at the alert time.

1 Introduction

The first two confirmed observations of gravitational waves (GWs) produced by the merger of binary black holes (BBHs) were recently made by the Advanced LIGO interferometers during their observation run O1 [1, 2]. The second observation run of Advanced LIGO (O2) began in November 2016 and stopped on August 25th, 2017. A BBH signal, GW170104, was recorded during O2 on January 4th, 2017 at 10:11:58.6 UTC [3]. The false alarm rate corresponding to the signal produced by this event is less than one event over 70 000 years. The signal was produced by the coalescence

of two black holes of inferred masses of $31.2^{+8.4}_{-6.0} M_{\odot}$ and $19.4^{+5.3}_{-5.9} M_{\odot}$ at a luminosity distance of 880^{+450}_{-390} Mpc. The GW source location was constrained to within 1608 deg^2 of the sky at 90% credible level (region hereafter denoted as GW error box) by the LALInference reconstruction algorithm [3].

Black holes with accretion disks can trigger relativistic outflows where high-energy (TeV–PeV) neutrinos (HENs) can be produced, if hadronic particles are accelerated within the jets [4–6]. Such an acceleration process can take place if magnetic fields and a long-lived debris disk remain from the stellar evolution of the black-hole progenitors or if the binary system resides in a dense gaseous environment (see e.g. [7–10]). Since the presence of an accretion disk was not excluded in the case of GW170104, the search for muon HENs emitted before or after the merger could bring valuable information about the formation of relativistic outflows.

The ANTARES Collaboration has joined the follow-up program of LIGO/Virgo detections and has received GW alerts during the whole O2 run period. The angular resolution of the ANTARES neutrino telescope ($\sim 0.4^{\circ}$ at ~ 10 TeV for muon neutrinos) compared to the size of the GW error box offers the possibility to drastically reduce the size of the region of interest in case of a coincident muon neutrino detection.

The ANTARES field-of-view (FoV), when restricted to upgoing events, enclosed 51% of the GW170104 error box provided by LIGO/Virgo at the alert time. Coincidences in time and direction between the GW signal and reconstructed muon HEN candidates were searched for in a datastream of $\mathcal{O}(100)$ upgoing neutrino track candidates reconstructed by ANTARES per day [11]. Selection criteria based on the

^ae-mail: colei@apc.in2p3.fr

reconstruction quality of the muon track reduce the event rate to about 1.2 events per day. No neutrino counterpart was found and the results of this real-time analysis were transmitted via the Gamma-ray Coordinates Network (GCN) circular #20370 [12] to the LIGO/Virgo follow-up community in less than 24 h after the release of the alert. The results provided by the ANTARES Collaboration were the only real-time neutrino follow-up related to this event. The absence of neutrino candidates both temporally and spatially coincident with GW170104 allowed for deriving a preliminary upper limit on the spectral fluence emitted in neutrinos by the source at 90% confidence level (CL). This upper limit is expressed as a function of the location of the source in equatorial coordinates and assuming a standard neutrino spectral model $dN/dE \propto E^{-2}$. This result was transmitted to the LIGO/Virgo follow-up community in the GCN circular #20517 [12].

The results of an updated high-energy neutrino follow-up of GW170104 using the ANTARES neutrino telescope are presented in this paper. The search for a transient neutrino counterpart has been extended to the full sky with different energy thresholds for events originating from below and above the ANTARES horizon, and to a larger emission timescale. The search described hereafter was performed with the most recent offline-reconstructed dataset, incorporating dedicated calibrations of positioning [13], timing [14] and efficiency [15]. The analysis has been optimized to increase the sensitivity of the detector at the time of the alert. Two neutrino spectral models were assumed: a generic model $dN/dE = \phi_0 E^{-2}$ typically expected for Fermi acceleration and a model with a high-energy cutoff $dN/dE = \phi_0 E^{-2} \exp[-\sqrt{(E/100\text{TeV})}]$. The second model is expected for sources with exponential cutoff in the primary proton spectrum [16]. Finally, systematic errors affecting the corresponding upper limits on neutrino emission are accounted for.

The capabilities of the ANTARES detector and the search procedures are summarized in Sect. 2. The constraints on the neutrino fluence and total energy emitted in neutrinos derived from the non-detection of a neutrino counterpart for GW170104 are presented in Sect. 3. The conclusions are reported in Sect. 4.

2 High energy neutrino search

ANTARES [17] is an underwater neutrino telescope located in the Mediterranean Sea, offshore Toulon (France). It is composed of an array of photomultiplier tubes (PMTs), anchored at a depth of 2475 m under the sea level. Neutrinos with energies above $\sim 10^2$ GeV are detected through the Cherenkov light induced by relativistic particles created from the interaction of neutrinos with matter. In addition to astrophysi-

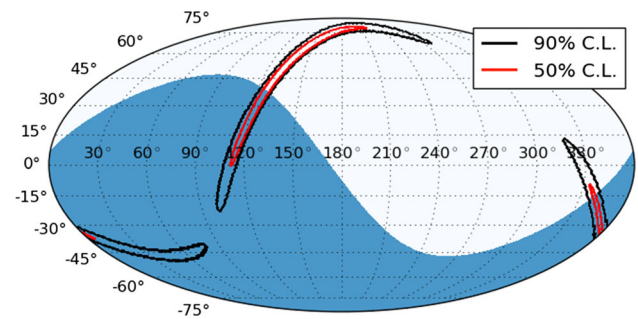


Fig. 1 Visibility map of GW170104 in equatorial coordinates. The sky regions below and above the ANTARES horizon at the alert time are shown in blue and white respectively. Events that originate from the blue (white) region will be seen as upgoing (downgoing) in the detector frame. The red and black contours show the reconstructed probability density contours of the GW event at 50 and 90% credible level respectively

cal neutrino signals, both atmospheric muons and neutrinos can lead to detectable light in the detector and are considered as background events. However, only neutrinos can traverse the Earth. Looking at upgoing particles in the detector reference frame allows for removing a large part of the downgoing atmospheric muon background. Remaining mis-reconstructed downgoing muons are further rejected by applying cuts on the reconstruction quality parameters. In addition, the intense background of downward going atmospheric muons is drastically reduced by the requirement for a joint time and space coincidence with the GW time and spatial error box. This allows for searching for a neutrino counterpart for GW170104 in both upgoing and downgoing datasets, which consist of events originating respectively from below and above the ANTARES horizon.

Considering the refined location probability provided by the LIGO/Virgo LALInference software [18], there is a 52% chance that the GW emitter was below the ANTARES horizon where any neutrino events from this part of the sky would be seen as upgoing in the detector frame. This corresponds to a 45% probability for the source to be located inside the GW error box and below the ANTARES horizon (see Fig. 1). To extend the overlap between the ANTARES FoV and the GW error box, downgoing events have been added to the search in an independent analysis.

All-sky ANTARES data have been searched for track events produced by ν_μ and $\bar{\nu}_\mu$ charged current interactions coincident with GW170104 using a time window of ± 500 s around the GW transient (Sects. 2.1, 2.2). This time window was adopted as the standard search window for previous joint GW-HEN searches [19], for instance in the case of GW150914 and GW151226 [20, 21]. A search for a neutrino counterpart within an extended time window of ± 3 months has also been done using the online datastream of ANTARES (Sect. 2.3).

2.1 Search below the ANTARES horizon

A binned search for coincident upgoing neutrinos was performed following a blind procedure. The track reconstruction algorithm computes both the neutrino direction, together with an estimated error β , and a quality parameter Λ [22]. This sample is dominated by background events from mis-reconstructed downgoing atmospheric muons, which deposit energy in the detector through stochastic processes. The dataset was reduced by adjusting Λ such that any event passing the search criteria and located within the GW error box, below the ANTARES horizon, would lead to a detection with a significance level of 3σ . This optimization leads to an improvement on the effective area of about 40% with respect to the standard point-source analysis of ANTARES [23]. It was carried out on data outside the 1000 s time window used in this search. A Monte Carlo simulation of the detector response [24, 25] at the alert time allows for estimating the relative contribution of the atmospheric neutrinos and the mis-reconstructed atmospheric muons to the background rate below the ANTARES horizon and within ± 500 s. A total of 2.2×10^{-2} atmospheric neutrino candidates are expected while the number of mis-reconstructed downgoing muons amounts to 3.7×10^{-2} events over 2π sr.

After unblinding of the dataset, no event temporally coincident with GW170104 was found.

2.2 Search above the ANTARES horizon

A search for coincident neutrino candidates detected above the ANTARES horizon was carried out by selecting downgoing events with β smaller than 1° . The cuts are optimized on a combination of Λ and the number of hits used in the reconstruction, where a hit corresponds to a PMT signal above a given threshold. The number of hits can be considered as a proxy of the muon/neutrino energy. Indeed, downgoing atmospheric muons are less likely to produce a number of hits as large as that produced by very high-energy cosmic neutrinos. Anew, the selection criteria were optimized such that one event occurring within the signal time window of 1000 s and located inside the GW error box located above the ANTARES horizon would lead to a detection with a significance level of 3σ . The final set of cuts is chosen as the one maximizing the fraction of surviving signal events. The final sample is mostly composed of atmospheric muons with a total of 8.2×10^{-2} background events expected above the ANTARES horizon within ± 500 s. The median neutrino energy that would be detected by ANTARES for a E^{-2} signal spectrum is about a factor of 10 higher for this analysis compared to the search below the horizon described in Sect. 2.1.

After unblinding of the dataset, no event temporally coincident with GW170104 was found.

2.3 Extended time window search

The time window of ± 500 s was chosen by assuming that if compact binary mergers are related to gamma-ray bursts then the neutrino signal should occur close in time to the GW emission. This time window is large enough to catch potential precursor neutrino emission and time offsets with respect to the GW signal [19]. For completeness, to probe non-standard propagation scenarios similar to those described in [26], a search for shifted and/or longer-lasting emission over ± 3 months around the GW alert was performed by looking for time clustering of upgoing neutrino events.

The events selected from the online datastream used in the ANTARES real-time alert program [11] are investigated for time clustering. The spatial clustering of the events and their coincidence with the GW error box were investigated a posteriori.

An unbinned likelihood search was performed following the methodology applied in previous analyses [27, 28]. For each combination of two events a and b , a signal probability for the i th event is defined as:

$$S_i^{a,b} = \frac{H(t_b - t_i)H(t_i - t_a)}{t_b - t_a}, \quad (1)$$

with H the Heaviside function¹ and t_a and t_b , the detection time of events a and b (with $t_a < t_b$). The background time probability for the i th event, B_i , is derived directly from the probability density function (PDF) of the downgoing reconstructed events. In this way, the background distribution reflects the evolution of the event rate due to the variability of the data taking conditions.

Given a dataset of N events, the likelihood function $\mathcal{L}^{a,b}(n_s)$ for a given pair of events occurring at times t_a and t_b is defined as:

$$\mathcal{L}^{a,b}(n_s) = \prod_{i=1}^N \left[\frac{n_s}{N} S_i^{a,b} + \left(1 - \frac{n_s}{N} \right) B_i \right], \quad (2)$$

where n_s is the unknown number of signal events. For each pair of events occurring at times t_a and t_b , the likelihood is maximized with respect to n_s to provide the best-fit number of events \hat{n}_s . The test statistic ($\text{TS}^{a,b}$) is computed from the likelihood ratio of the background-only (null) hypothesis over the signal-plus-background hypothesis as:

$$\text{TS}^{a,b} = -2 \cdot \log \left[\frac{T}{t_b - t_a} \frac{\mathcal{L}(n_s = 0)}{\mathcal{L}^{a,b}(\hat{n}_s)} \right], \quad (3)$$

where the term $\frac{T}{t_b - t_a}$ in the square brackets is a trial factor. This quantity is needed to correct for the fact that there are

¹ $H(0)$ is defined as 1.

many more independent small time windows than large ones, which tend to favour very short flares. The parameter T corresponds to the dataset livetime. Given a sample of N events, $\frac{N(N-1)}{2}$ values of TS were computed (one for each pair of events a and b). The cluster that maximizes the TS is finally considered as the most significant one.

To compute the p value of the most significant cluster, $\mathcal{O}(10,000)$ pseudo-experiments were generated, each of them consisting of N events drawn randomly from the time PDF of the background. The fraction of trials for which the TS value is larger than the one obtained from the data is referred to as the p value.

The most significant time cluster has been found to contain $\hat{n}_s = 8.3$ fitted signal events, occurring between $t_{min}(MJD) = 57682.73398$ and $t_{max}(MJD) = 57685.62900$ ($t_{max} - t_{min} = 2.89$ days). It leads to a post-trial p value of 70% and is thus consistent with the background-only hypothesis. In addition, the ANTARES events contained in this time window are not spatially compatible and do not overlap with the GW error box.

3 Astrophysical constraints

The non-detection of joint GW and neutrino signals is used to constrain neutrino emission from the GW source. Upper limits on both the fluence and the total energy emitted in neutrinos are presented in the form of skymaps since the sensitivity of ANTARES depends on the source direction.

3.1 Constraints on the neutrino spectral fluence

Upper limits at 90% CL on the neutrino fluence from a point source within $\Delta t = \pm 500$ s were calculated using the null result and the detector acceptance, estimated via a Monte

Carlo simulation of the detector response at the time of the GW signal. This simulation is produced on a run-by-run basis [24,25] to account for the variation of the data taking conditions under the sea. The two spectral models described in Sect. 1 were considered.

The number of neutrino events expected to be observed by ANTARES from a point source at declination δ and with a neutrino flux dN/dE (in $\text{GeV}^{-1} \text{cm}^{-2} \text{s}^{-1}$) in a time window Δt is given by:

$$N_{\text{events}} = \Delta t \int \frac{dN}{dE}(E) A_{\text{eff}}(E, \delta) dE, \tag{4}$$

where $A_{\text{eff}}(E, \delta)$ is the effective area of ANTARES at the alert time which take into account the absorption of neutrinos by the Earth and depends on the neutrino energy E , the source declination δ and the applied cuts.

The upper limit on the fluence, $\phi_0^{90\%}$, is defined as the fluence value that on average would produce 2.3 detected neutrino events. Assuming a $dN/dE = \phi_0 E^{-2}$ neutrino spectral model, it is derived as:

$$\phi_0^{90\%} = \frac{2.3}{\Delta t \int E^{-2} A_{\text{eff}}(E, \delta) dE}, \tag{5}$$

where the denominator refers to the instantaneous acceptance of the ANTARES detector at the time of the alert computed between 1 GeV and 100 PeV. Equation 5 also applies for the second spectral model considered in this study. The same methodology is used to derive $\phi_0^{90\%}$ in the case of the second considered spectral model and on the search above the horizon.

Figure 2 shows the neutrino spectral fluence upper limit ($\phi_0^{90\%}$) for GW170104 as a function of the source direction for both spectral models. Computed from the Monte Carlo simulation, the energy range corresponding to the 5–95%

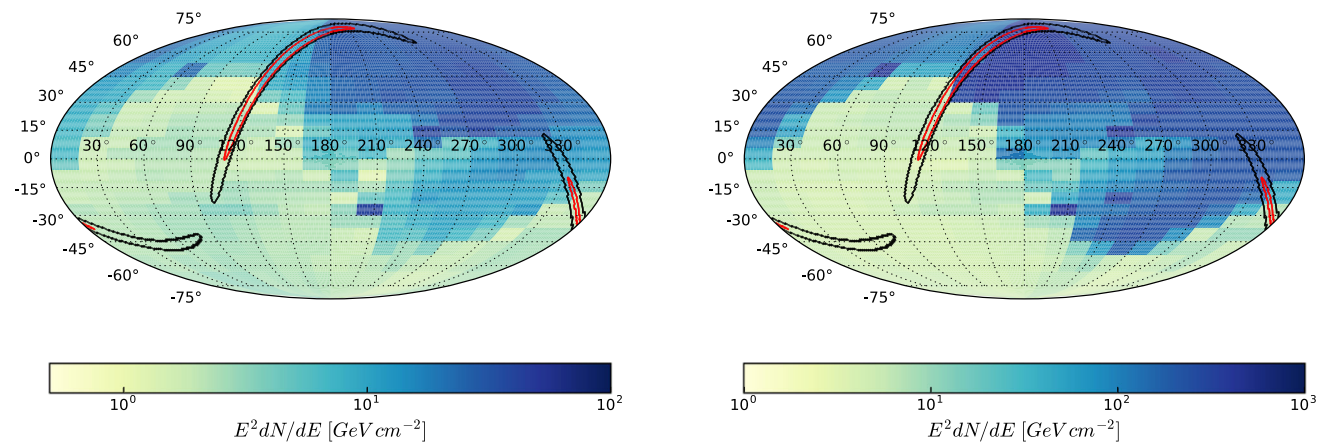


Fig. 2 All-sky upper limit on the neutrino spectral fluence ($\nu_\mu + \bar{\nu}_\mu$) from GW170104 as a function of source direction assuming $dN/dE \propto E^{-2}$ (left) and $dN/dE \propto E^{-2} \exp[-\sqrt{E/100\text{TeV}}]$ (right) neutrino

spectra. The red and black lines show the GW skymap contours at 50 and 90% credible levels, respectively. Skymaps are defined in equatorial coordinates

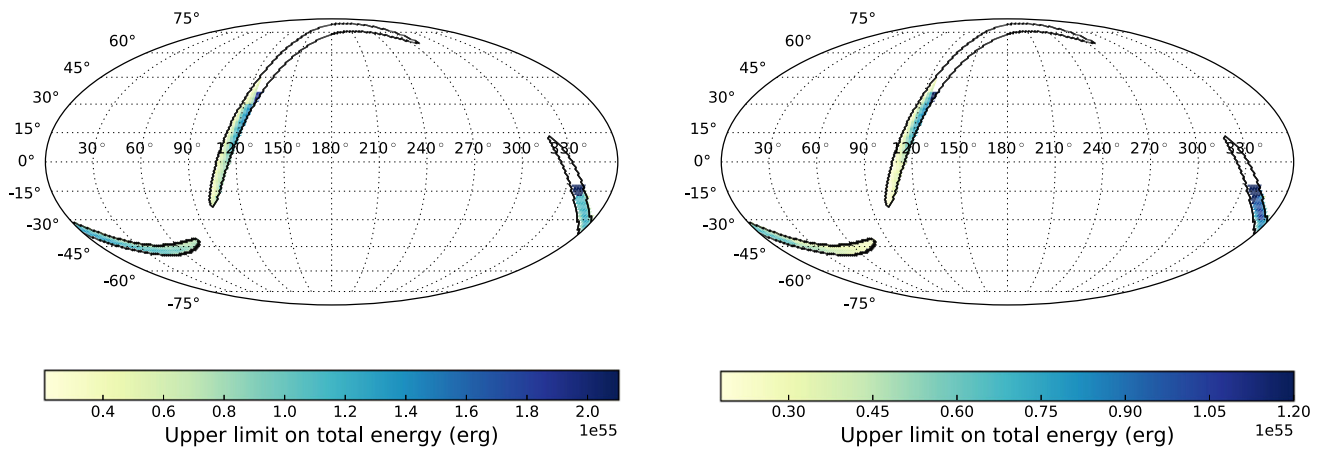


Fig. 3 All-flavor upper limits on the total energy radiated in neutrinos from GW170104, as a function of source direction assuming $dN/dE \propto E^{-2}$ (left) and $dN/dE \propto E^{-2} \exp[-\sqrt{(E/100\text{TeV})}]$ (right) neutrino spectra. Equipartition of the neutrino flavors at Earth

is assumed. The upper limits are given for the sky below the ANTARES horizon, where they are the most stringent. Skymaps are defined in equatorial coordinates

quantiles of the neutrino flux below the ANTARES horizon is equal to [3.2 TeV; 3.6 PeV] for the $dN/dE = \phi_0 E^{-2}$ spectral model and [1.4 TeV; 270 TeV] for the model with exponential cutoff at 100 TeV. Above the ANTARES horizon, the 5–95% quantiles of the neutrino flux are respectively equal to [120 TeV; 22 PeV] and [53 TeV; 950 TeV].

The systematic uncertainties on the fluence upper limits have been estimated by summing quadratically (i) the systematic error on the acceptance of the detector and (ii) the uncertainty related to the ability of the ANTARES run-by-run Monte Carlo approach to accurately reproduce the variable data taking conditions on short time scales. This latter effect can become dominant when looking for transient neutrino sources.

The systematic error on the acceptance has been computed by reducing the efficiency of each optical module by 15% in the detector simulations. This leads to a 15% uncertainty on the acceptance as detailed in [22].

The second source of uncertainty has been constrained by quantifying the ability of the run-by-run Monte Carlo to accurately reproduce the evolution of the event rate observed in the data from one run to another. Due to the low number of events passing the optimized quality cuts, the run-by-run agreement between data and Monte Carlo can only be assessed by loosening the cuts, on a data sample dominated by atmospheric muon events. The variations of the muon rate are well reproduced with a median relative variation between data and Monte Carlo smaller than 20%. In addition, the short-timescale fluctuations of the event rate are smaller for signal neutrinos with a E^{-2} spectral model than for atmospheric muons. This was expected since the detector geometry is optimized for upgoing events. Thus, the systematic error of 20% is considered a conservative value.

The resulting total systematic uncertainty on the fluence upper limits, which applies for both upgoing and downgoing event searches, is 25%.

3.2 Constraints on the total energy emitted in neutrinos

The GW signal contains also information on the source distance which can be reconstructed around the GW error box [29]. This information can be used to derive an upper limit on the total energy radiated in neutrinos as a function of the direction as performed in [21].

The most likely value $D(\mathbf{x})$ of the distance for each direction \mathbf{x} is used to calculate the upper limit on the total isotropic-equivalent energy emitted in neutrinos by the source as:

$$E_{\nu, \text{iso}}^{\text{UL}}(\mathbf{x}) = 4\pi [D(\mathbf{x})]^2 \int \frac{dN}{dE}(E, \mathbf{x}) E dE. \tag{6}$$

All-flavor upper limits on the total energy are computed for both $dN/dE \propto E^{-2}$ and $dN/dE \propto E^{-2} \exp[-\sqrt{(E/100\text{TeV})}]$ neutrino spectral models, assuming equipartition of the neutrino flavors at Earth. The spectrum is integrated over the range [100 GeV; 100 PeV]. The upper limits as a function of source direction are shown in Fig. 3 for the region corresponding to upgoing events for ANTARES. It can be seen in Fig. 3 that the derived constraints depend on the position on the sky as both the fluence upper limits and the distance constraints do. The 5–95% range of values is $[3.0 \times 10^{54}; 1.2 \times 10^{55}]$ erg and $[1.8 \times 10^{54}; 1.2 \times 10^{55}]$ erg, for the E^{-2} and the 100 TeV cutoff models respectively. The strongest constraint is obtained at declination $\delta \sim -17^\circ$ with $E < 1.5 \times 10^{54}$ erg for a E^{-2} spectrum and $E < 9.0 \times 10^{53}$ erg for the spectral energy distribution with cutoff at 100 TeV. These values are between 0.25 and

0.42 times the total energy of $\sim 3.6 \times 10^{54}$ erg emitted from GW170104 in gravitational waves. The results obtained for downgoing events are not provided since the neutrino fluence upper limits are much weaker. The uncertainty on the total energy emitted in neutrinos is estimated by accounting for both the systematic error on $\phi_0^{90\%}$ (computed above) and the 1σ standard deviation on the distance provided by the LIGO/Virgo GW event reconstruction, leading to an average value of 42%.

4 Conclusion

No neutrino emission associated with the third confirmed binary black hole merger, GW170104 was detected in the ANTARES data. This non-detection was used to derive an upper limit to the total neutrino emission from GW170104 of $\sim 1.2 \times 10^{55}$ erg, for a generic E^{-2} neutrino spectrum and for a high-energy cutoff spectrum $E^{-2} \exp[-\sqrt{(E/100\text{TeV})}]$, as expected for sources with an exponential cutoff in the proton spectrum. This constraint is valid in the energy range corresponding to the 5–95% quantiles of the neutrino flux: [3.2 TeV; 3.6 PeV] for a E^{-2} spectrum and [1.4 TeV; 270 TeV] for the high-energy cutoff spectrum. These results are of the same order of magnitude as the ones previously published for GW150914, LVT151012 and GW151226. The strongest constraint, obtained at a declination $\delta \sim -17^\circ$, shows that if the GW source is located at this position on the sky, the total energy emitted in neutrinos from GW170104 is not more than 42% of the total energy emitted in gravitational waves for a E^{-2} spectrum and 25% for the high-energy cutoff spectrum.

Acknowledgements The ANTARES Collaboration is grateful to the LIGO Scientific Collaboration and the Virgo Collaboration for the setting up of an impressive follow-up observation program, and for sharing invaluable scientific information for the benefit of the emerging multi-messenger astronomy. The authors acknowledge the financial support of the funding agencies: Centre National de la Recherche Scientifique (CNRS), Commissariat à l'énergie atomique et aux énergies alternatives (CEA), Commission Européenne (FEDER fund and Marie Curie Program), Institut Universitaire de France (IUF), IdEx program and UnivEarthS Labex program at Sorbonne Paris Cité (ANR-10-LABX-0023 and ANR-11-IDEX-0005-02), Labex OCEVU (ANR-11-LABX-0060) and the A*MIDEX project (ANR-11-IDEX-0001-02), Région Île-de-France (DIM-ACAV), Région Alsace (contrat CPER), Région Provence-Alpes-Côte d'Azur, Département du Var and Ville de La Seyne-sur-Mer, France; Bundesministerium für Bildung und Forschung (BMBF), Germany; Istituto Nazionale di Fisica Nucleare

(INFN), Italy; Nederlandse organisatie voor Wetenschappelijk Onderzoek (NWO), the Netherlands; Council of the President of the Russian Federation for young scientists and leading scientific schools supporting grants, Russia; National Authority for Scientific Research (ANCS), Romania; Ministerio de Economía y Competitividad (MINECO): Plan Estatal de Investigación (refs. FPA2015-65150-C3-1-P, -2-P and -3-P, (MINECO/FEDER)), Severo Ochoa Centre of Excellence and MultiDark Consolider (MINECO), and Prometeo and Grisolia programs (Generalitat Valenciana), Spain; Ministry of Higher Education, Scientific Research and Professional Training, Morocco. We also acknowledge the technical support of Ifremer, AIM and Foselev Marine for the sea operation and the CC-IN2P3 for the computing facilities.

Open Access This article is distributed under the terms of the Creative Commons Attribution 4.0 International License (<http://creativecommons.org/licenses/by/4.0/>), which permits unrestricted use, distribution, and reproduction in any medium, provided you give appropriate credit to the original author(s) and the source, provide a link to the Creative Commons license, and indicate if changes were made. Funded by SCOAP³.

References

1. B.P. Abbott et al., Phys. Rev. Lett. **116**, 061102 (2016)
2. B.P. Abbott et al., Phys. Rev. Lett. **116**, 241103 (2016)
3. B.P. Abbott et al., Phys. Rev. Lett. **118**, 221101 (2017)
4. P. Mészáros, Rep. Prog. Phys. **69**, 2259 (2006)
5. E. Waxman, J. Bahcall, Phys. Rev. Lett. **78**, 2292 (1997)
6. A. Beloborodov, Mon. Not. R. Astron. Soc. **407**, 1033 (2010)
7. R. Perna et al., Astrophys. J. Lett. **821**, L18 (2016)
8. K. Murase et al., Astrophys. J. Lett. **822**, L9 (2016)
9. K. Kotera, J. Silk, Astrophys. J. Lett. **823**, L29 (2016)
10. I. Bartos et al., Astrophys. J. **835**, 2 (2017)
11. S. Adrián-Martínez et al., JCAP **02**, 062 (2016)
12. The GCN circulars published by the collaborating astronomers related to GW170104 are archived at <http://gc.gsfc.nasa.gov/other/G268556.gcn3>
13. S. Adrián-Martínez et al., J. Instrum. **7**, T08002 (2012)
14. J.A. Aguilar et al., Astropart. Phys. **34**, 539 (2011)
15. J. Aguilar et al., Nucl. Instrum. Methods A **570**, 107 (2007)
16. A. Kappes et al., J. Phys. Conf. Ser. **60**, 243 (2007)
17. M. Ageron et al., Nucl. Instrum. Methods A **656**, 11 (2011)
18. J. Veitch et al., Phys. Rev. D. **91**, 042003 (2015)
19. B. Baret et al., Astropart. Phys. **35**, 1 (2011)
20. S. Adrián-Martínez et al., Phys. Rev. D. **93**, 122010 (2016)
21. S. Adrián-Martínez et al., Phys. Rev. D. **96**, 022005 (2017)
22. S. Adrián-Martínez et al., Astrophys. J. **760**, 53 (2012)
23. A. Albert et al., Phys. Rev. D. **96**, 082001 (2017)
24. A. Margiotta, Nucl. Instrum. Methods A **725**, 98 (2013)
25. L. Fusco, A. Margiotta, Eur. Phys. J. Web Conf. **116**, 02002 (2016)
26. S. Adrián-Martínez et al., Eur. Phys. J. C **77**, 20 (2017)
27. J. Braun et al., Astropart. Phys. **29**, 299 (2008)
28. M.G. Aartsen et al., Science **342**, 1242856 (2013)
29. L. Singer et al., Astrophys. J. Lett. **829**, 15 (2016)