

Leveraging substrate flexibility and product selectivity of acetogens in two-stage systems for chemical production

Original

Leveraging substrate flexibility and product selectivity of acetogens in two-stage systems for chemical production / Ricci, Luca; Seifert, Arne; Bernacchi, Sebastien; Fino, Debora; Pirri, Candido Fabrizio; Re, Angela. - In: MICROBIAL BIOTECHNOLOGY. - ISSN 1751-7915. - ELETTRONICO. - 16:12(2022), pp. 1-20. [10.1111/1751-7915.14172]

Availability:

This version is available at: 11583/2973701 since: 2022-12-08T16:21:00Z

Publisher:

Wiley

Published

DOI:10.1111/1751-7915.14172

Terms of use:

openAccess

This article is made available under terms and conditions as specified in the corresponding bibliographic description in the repository

Publisher copyright

(Article begins on next page)

MINI REVIEW

Leveraging substrate flexibility and product selectivity of acetogens in two-stage systems for chemical production

Luca Ricci^{1,2} | Arne Seifert³ | Sebastien Bernacchi³ | Debora Fino^{1,2} | Candido Fabrizio Pirri^{1,2} | Angela Re^{1,2} 

¹Department of Applied Science and Technology, Politecnico di Torino, Turin, Italy

²Centre for Sustainable Future Technologies, Fondazione Istituto Italiano di Tecnologia, Turin, Italy

³Krajete GmbH, Pressbaum, Austria

Correspondence

Angela Re, Department of Applied Science and Technology, Politecnico di Torino, Turin, Italy.

Email: angela.re@polito.it

Abstract

Carbon dioxide (CO₂) stands out as sustainable feedstock for developing a circular carbon economy whose energy supply could be obtained by boosting the production of clean hydrogen from renewable electricity. H₂-dependent CO₂ gas fermentation using acetogenic microorganisms offers a viable solution of increasingly demonstrated value. While gas fermentation advances to achieve commercial process scalability, which is currently limited to a few products such as acetate and ethanol, it is worth taking the best of the current state-of-the-art technology by its integration within innovative bioconversion schemes. This review presents multiple scenarios where gas fermentation by acetogens integrate into double-stage biotechnological production processes that use CO₂ as sole carbon feedstock and H₂ as energy carrier for products' synthesis. In the integration schemes here reviewed, the first stage can be biotic or abiotic while the second stage is biotic. When the first stage is biotic, acetogens act as a biological platform to generate chemical intermediates such as acetate, formate and ethanol that become substrates for a second fermentation stage. This approach holds the potential to enhance process titre/rate/yield metrics and products' spectrum. Alternatively, when the first stage is abiotic, the integrated two-stage scheme foresees, in the first stage, the catalytic transformation of CO₂ into C₁ products that, in the second stage, can be metabolized by acetogens. This latter scheme leverages the metabolic flexibility of acetogens in efficient utilization of the products of CO₂ abiotic hydrogenation, namely formate and methanol, to synthesize multicarbon compounds but also to act as flexible catalysts for hydrogen storage or production.

INTRODUCTION

With growing alarms about global grave climate changes and increasing demand for sustainable production schemes, it becomes clear that we need to drift ourselves from our dependency on fossil carbons and redefine our production and consumption patterns (Kümmerer et al., 2020). Ultimately, the only truly sustainable carbon feedstock for a circular carbon economy

is carbon dioxide (CO₂), with hydrogen (H₂) deemed as the enabler of the lowest-cost low-carbon energy system (van der Spek et al., 2022; van Renssen, 2020). The first supplies the elemental carbon, while the second provides the energy for converting CO₂ into useful products.

Among the natural CO₂ fixation pathways, the Wood–Ljungdahl (or reductive acetyl-CoA) pathway (WLP) found in anaerobic acetogens is particularly efficient (Fast &

Luca Ricci and Angela Re equally contributed to this work.

This is an open access article under the terms of the [Creative Commons Attribution-NonCommercial](https://creativecommons.org/licenses/by-nc/4.0/) License, which permits use, distribution and reproduction in any medium, provided the original work is properly cited and is not used for commercial purposes.

© 2022 The Authors. *Microbial Biotechnology* published by Applied Microbiology International and John Wiley & Sons Ltd.

Papoutsakis, 2018; Ragsdale & Pierce, 2008). Until around a decade ago, concerns around genetic inaccessibility, energetics and process scale-up stood as major hurdles before the adoption of gas fermentation as a commercial platform (Köpke et al., 2011). Over the past decade, an enhanced understanding of key pathways for autotrophic growth and their regulatory aspects of energy conservation as well as of carbon distribution and electron balancing allowed to address several of the open questions regarding the genetic and metabolic challenges of C_1 -gas fermenting acetogens (Di Leonardo et al., 2022; Pavan et al., 2022, Schuchmann & Müller, 2014). Experimental and computational system-level analyses of a growing number of gas-fermenting processes supported a better understanding of cellular behaviour and of its application in biocatalytic systems' development (de Lima et al., 2022; Ghadermazi et al., 2022; Mahamkali et al., 2020; Molitor et al., 2017; Valgepea et al., 2017). Additionally, several studies focused on the development of efficient reactor configurations combining enhanced gas-to-liquid mass transfer with low power consumption (Asimakopoulos et al., 2018; Elisario et al., 2022; Stoll et al., 2019; Takors et al., 2018). Over the past several years, synthetic biology approaches have been employed to develop acetogens in efficient platform strains for C_1 gas conversion, focusing in particular on the manipulation of metabolic fluxes aimed at the production of non-native compounds (Bourgade et al., 2021; Lee et al., 2022). Intense process optimizations along with pilot- and demonstration-plants operations addressed the at-scale operability of the application of acetogens in gas fermentation processes (Fackler et al., 2021; Liew et al., 2022). Acetogens have already found commercial deployment to reduce CO_2 using H_2 as energy source and produce biofuels and commodities, mainly ethanol and acetate (Köpke & Simpson, 2020).

The emergence of established gas fermentation systems paves the way to manifold options for their inclusion in integrated carbon circular biorefineries where multiple processing units can operate in cascade. Combining the high substrate flexibility and product selectivity advantages featured by acetogenic bacteria with the product diversity options of aerobic systems within integrated biotechnological routes lends noticeable advantages such as the increase in achievable titres and productivities, and the widening of the affordable products' portfolio. Indeed, due to the anaerobic life style, acetogenic bacteria are energy limited and the production of long-chain or ATP-demanding molecules is challenging. At least four different strategies are in place to broaden the fields of application of gas fermentation with acetogens: (1) genetic modification of a pure culture in a single bioprocess stage; (2) use of co-cultures in a single bioprocess stage; (3) use of an undefined mixed culture in a single bioprocess stage and (4) realization of separate bioprocessing stages with pure cultures. This review offers a concise overview of current developments and future prospects about the integration of acetogenic

pure cultures into double-stage biotechnological production paths using CO_2 and H_2 for products' synthesis. We focus exclusively on two-stage processes such that: (a) the gas substrates in the first stage (independently on whether the first stage is abiotic or biotic) is exclusively a mixture of CO_2 and H_2 , (b) the first stage converts the gas substrates CO_2/H_2 into products that, in the second stage, become the substrates for microbial production of an ample spectrum of value-added chemicals by a pure culture, (c) the first stage converting CO_2/H_2 into the intermediate products can rely either on a catalytic process or on a gas fermentation process operated by an acetogenic culture, (d) at least one of the two stages is reliant on an acetogenic culture and (e) when acetogens are used in the first stage to start the double-stage process, the spectrum of gas fermentation products considered does not account for non-native products but is limited to the native products acetate, ethanol and formate. We show chief advantages of such two-stage processes include not only advantages directly related to the optimal development of the single catalysts employed in the separate stages but encompass also advantages strictly related to the integrated design and operation of the technological equipment such as modularity, controllability, circularity and infrastructural attractiveness. Throughout our review, we emphasize the steps where the role of acetogenic bacteria has already been proven or can be envisaged.

OPPORTUNITIES IN PROCESS INTEGRATION

Multi-stage fermentations consist of distinct and interlinked technological processes where the products derived from one process stage are the substrates for the process that takes place in the subsequent stage. Within the scope of this review, the multiple-stage process routes can be entirely biological (all conversions are biotic) or hybrid (conversions can be biotic or abiotic). Figures 1 and 2 displays multiple typifying scenarios where, owing to their substrates' flexibility and products' selectivity, acetogenic bacteria are ideal biocatalysts to carry out one of the stages of the processes in cascade.

BIOLOGICAL TWO-STAGE PROCESSES FOR PRODUCTS' SYNTHESIS FROM CARBON DIOXIDE AND HYDROGEN

Two-stage biotic processes through the acetate intermediate

According to the integrated two-stage process proposed in Figure 1, in a first step, a gas mixture consisting of CO_2 and H_2 serves as carbon and energy

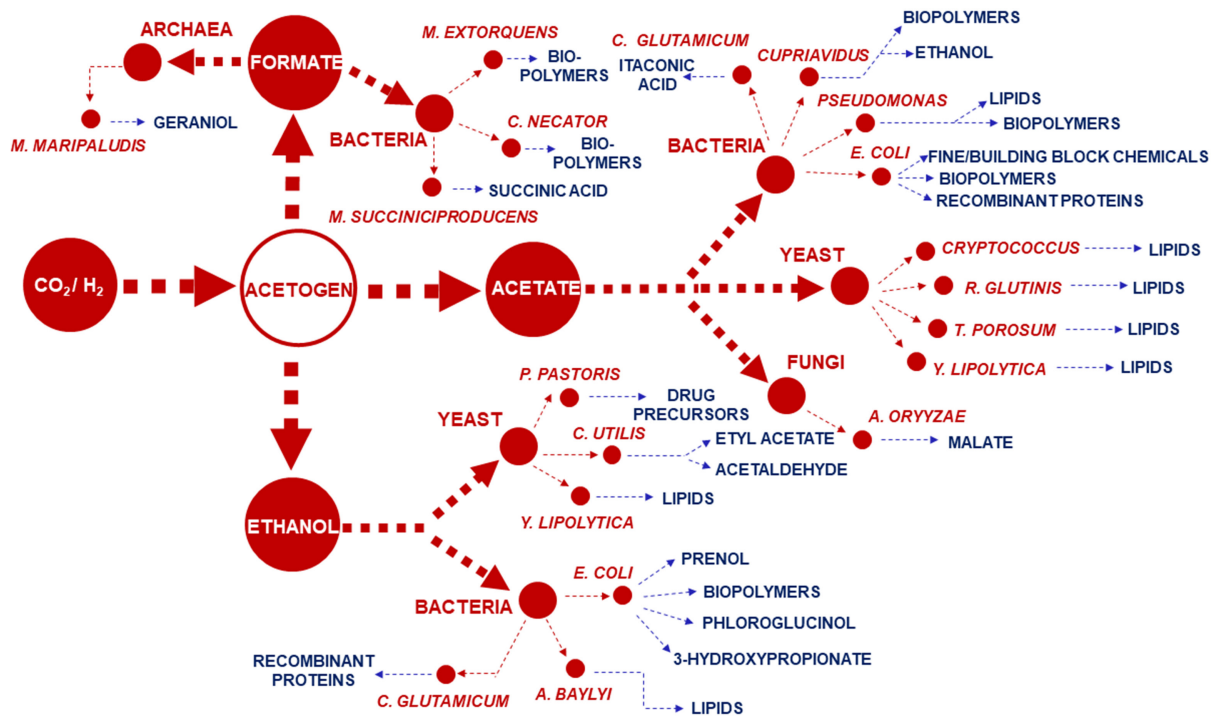


FIGURE 1 Biological two-stage processes for products' synthesis from carbon dioxide and hydrogen. The figure shows different scenarios of two-stage bioprocessing systems based on H_2 -dependent CO_2 fermentation using acetogens. Acetogens act as platform organisms for the production of acetate, ethanol and formate that in turn can be assimilated by a variety of organisms to achieve biotechnologically relevant compounds. Production strains are displayed in red whereas products in blue. Literature references underlying the depicted end-products are thoroughly reported in Table 1. *M. Maripaludis*, *Methanococcus Maripaludis*; *M. succiniciproducens*, *Mannheimia succiniciproducens*; *M. extorquens*, *Methyloburum extorquens*; *C. necator*, *Cupriavidus necator*; *C. glutamicum*, *Corynebacterium glutamicum*; *R. glutinis*, *Rhodotorula glutinis*; *T. porosum*, *Trichosporon porosum*; *Y. lipolytica*, *Yarrowia lipolytica*; *P. pastoris*, *Pichia pastoris*; *C. utilis*, *Candida utilis*; *A. baylyi*, *Acinetobacter baylyi*.

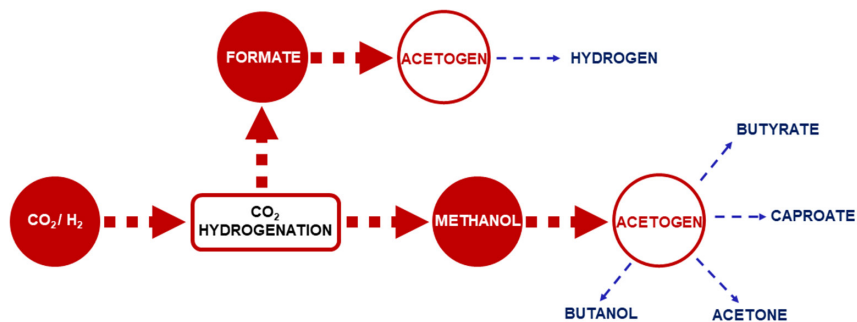


FIGURE 2 Two-stage processes using products of abiotic carbon dioxide hydrogenation as liquid substrates for acetogenic cultures. The figure shows exemplary scenarios based on the abiotic production of the intermediates methanol and formate by CO_2 hydrogenation. Both methanol and formate can be used as substrates for acetogenic cultures to produce several multicarbon compounds and hydrogen.

source for autotrophic acetogenic bacteria to generate acetate. In a second step, acetate is further valorized by acetate-converting microorganisms of industrial biotechnology, including both established hosts such as *Escherichia coli*, *Corynebacterium glutamicum* and oleaginous yeasts but also unconventional prokaryotic hosts (Blombach et al., 2022; Kiefer, Merkel, Lilge, Henkel, & Hausmann, 2021), to produce a variety of bio-based products including building block chemicals, microbial lipids and biopolymers (Kiefer, Merkel, Lilge, Henkel, & Hausmann, 2021). The point of merit of linking

distinct microbial fermentations in a cascaded process is the opportunity of greatly expanding the spectrum of biotechnologically relevant products in which we could profitably recycle the cumbersome waste CO_2 . The key characteristic of acetogens that is exploited in this scenario is the ability to efficiently assimilate CO_2 and to convert it in a chemical intermediate – acetate – whose assimilation by microorganisms is considerably easier and more efficient than that of CO_2 (Ma et al., 2022). Acetate is the predominant product if only CO_2 and H_2 are available as substrates for the acetogenic culture

(Demler & Weuster-Botz, 2011; Ricci et al., 2021; Schiel-Bengelsdorf & Dürre, 2012). The highest acetate titre of 59.2 gL^{-1} reported so far in literature was achieved during gas fermentation of *Acetobacterium woodii* (*A. woodii*) DSM 1030 using a CO_2/H_2 gas mixture (Kantzow et al., 2015). The potential of the two-stage approach lies in the extremely high versatility of acetate as substrate in industrial biotechnology (Kiefer, Merkel, Lilge, Henkel, & Hausmann, 2021; Kim et al., 2021). For instance, using acetate as substrate for several engineered *E. coli* strains led to the generation of several products, such as free fatty acids, isopropanol, succinate, isobutanol, 3-hydroxypropionic acid, itaconic acid and 2,3-butanediol, as reviewed by Kutscha and Pflügl (2020) and Kiefer, Merkel, Lilge, Henkel, and Hausmann (2021). Table 1 summarizes representative examples where acetate can be microbologically upgraded into valuable compounds.

Integrated two-stage processes, in which acetate produced by acetogenic CO_2/H_2 gas fermentation is further converted into bioproducts, has already achieved considerable progress at the proof-of-concept or lab-scale level. For instance, (Molitor et al., 2019) introduced a two-stage bioprocessing system consisting of a first stage with a pure culture of *Clostridium ljungdahlii* (*C. ljungdahlii*) to produce acetate from CO_2 and H_2 , and a second stage with a pure culture of *Saccharomyces cerevisiae* to convert acetate with oxygen and a nitrogen source into single-cell-protein (SCP). This two-stage bioprocessing system is promising even though considerable technical optimizations are necessary to reach industrially relevant protein production rates of approximately $1 \text{ gL}^{-1} \text{ h}^{-1}$, which is a 14 times increase from this proof-of-concept study (Molitor et al., 2019).

One of the most interesting products achieved so far by the proposed two-stage bioprocess concept is polyhydroxybutyrate (PHB), a thermoplastic polyester accumulated by various microorganisms as intracellular storage material, in response to stressful growth conditions (Choi et al., 2020). PHB is drawing commercial attention since it is poised to become an excellent candidate to substitute petroleum-derived plastics in several applications such as food packaging and medicine (Hatti-Kaul et al., 2020; Turco et al., 2021). In Al Rowaihi et al. (2018), the acetic acid (3.2 gL^{-1}) generated by *A. woodii* from CO_2/H_2 gas mixture was converted by *Ralstonia eutropha* H16 to PHB (0.5 gL^{-1} PHB, q_{PHB} of $98.4 \text{ mg}_{\text{PHB}} \text{ L}^{-1} \text{ h}^{-1}$ and PHB content defined as the ratio of PHB concentration to cell concentration of around 33%). Carefully evaluated aspects to setup the integrated bioprocess included the increase in the gas-to-liquid mass transfer by applying high-pressure conditions without excessive gas loss in the first stage, and the usage of a single medium that only required pH adjustment depending on the bioprocess stage. The two-stage bioprocess developed in Cestellos-Blanco et al. (2021) showed a peak

of acetate production of $10.4 \text{ mmol acetate L}^{-1} \text{ d}^{-1}$ from CO_2 by *Sporumosa ovata*, which subsequently translated into $12.54 \text{ mg}_{\text{PHB}} \text{ L}^{-1} \text{ h}^{-1}$ by *Cupriavidus basilensis* in the unprocessed media with an overall carbon yield of 11.06% from acetate. In this case, the production of PHB from CO_2 occurred with limited intermediate purification and processing steps but can expectedly improve by undertaking further optimizations of each biocatalyst step (Sohn et al., 2021). According to the data reported in ref. (Al Rowaihi et al., 2018) and in ref. (Cestellos-Blanco et al., 2021), the bioprocessing systems developed so far afforded the storage of 21.6% and 29.2% of the carbon in the CO_2 substrate in the PHB product (Table 2).

A thematically aligned process flow comprising a two-stage system was applied also for the production of lipids (Hu et al., 2016). First, an anaerobic bubble-column bioreactor converted gas mixtures to acetic acid, using the anaerobic acetogen *Moorella thermoacetica*. Second, the produced acetic acid was fed as a substrate to a second stirred-tank bioreactor, where it was converted aerobically into lipids by an engineered oleaginous yeast, *Yarrowia lipolytica*. The integrated continuous bench-scale reactor system produced 18 g/L of C_{16} – C_{18} triacylglycerides from gas, with an overall productivity of $0.19 \text{ gL}^{-1} \text{ h}^{-1}$ and a lipid content of 36%. Here, it should be remarked that an important part of the process required for achieving higher overall acetate productivity was the gas composition switch strategy. Indeed, *M. thermoacetica* was first grown on a CO/CO_2 mixture to establish the culture and then switched to a CO_2/H_2 mixture to take advantage of the higher acetate specific productivity on hydrogen.

Bioprocesses for fermentation of C_1 gases into value-added chemicals through the acetate intermediate have gained increased interest from the industrial sector. For instance, the biotech company LanzaTech Inc. (Illinois, USA) started a cooperation with the Malaysian oil and gas company Petronas (Kuala Lumpur, Malaysia) in 2012 to produce acetate from CO_2 -containing gases from several sources like refinery off gases and natural gas wells. In 2019, IndianOil Ltd. (New Delhi, India) announced the construction of a commercial-scale production plant for microbial lipid production from low-cost CO_2 -generated acetate (Kiefer, Merkel, Lilge, Henkel, & Hausmann, 2021). Thus, two-stage bioprocessing routes comprising fermentation of low-cost C_1 gases into acetate as low-cost carbon source for the final bioproduction stage may probably become a remarkable route with industrial competitiveness in the near future.

Two-stage biotic processes through the ethanol intermediate

When grown on CO_2 and H_2 only, acetogenic cultures also produce ethanol in substantial amount. Ethanol

TABLE 1 Bioproducts obtained by biotic two-stage processes using CO₂/H₂ as gaseous substrates for acetogenic bacteria.

2nd stage		Strain	Strain growth reference	Product	Product reference
1st stage product	Strain				
acetate	Bacteria	<i>Escherichia coli</i>	Oh et al., 2002	Acetone, itaconic acid, isobutanol, isopropanol, mevalonic acid, phloroglucinol biopolymers, succinic acid, tyrosine, β-caryophyllene, 2,3-butanediol, recombinant proteins	Chen et al., 2018; Henkel, & Hausmann, 2021; Kiefer, Merkel, Lilge, Novak et al., 2020; Leone et al., 2015
		<i>Corynebacterium glutamicum</i>	Arnold, Henkel, et al., 2019; Gerstmeir et al., 2003; Jolkver et al., 2009	Itaconic acid	Kiefer, Merkel, Lilge, Hausmann, & Henkel, 2021; Merkel et al., 2022
		<i>Pseudomonas aeruginosa</i>	Dolan et al., 2020	Biopolymers	Saito & Doi, 1993
		<i>Pseudomonas putida</i>	Arnold, Tews, et al., 2019; Arias-Barrau et al., 2006	Biopolymers; rhamnolipids	Arnold, Henkel, et al., 2019; Yang et al., 2019
		<i>Cupriavidus basilensis</i>	Wierckx et al., 2010	Biopolymers	Cestellos-Blanco et al., 2021
		<i>Cupriavidus necator</i>	Marudka et al., 2018	Biopolymers; ethanol	Lee et al., 2016; Marudka et al., 2018
		<i>Cobetia sp. MC34 and Cobetia marina DSM 4741 T</i>	Christensen et al., 2021	Biopolymers	Christensen et al., 2021
		<i>Rhodobacter sphaeroides</i>	Alber et al., 2006	Hydrogen	Shimizu et al., 2019, 2022
		<i>Rhodobacter capsulatus</i>	Willison, 1988	Hydrogen	Gürkan et al., 2015
Yeasts		<i>Cryptococcus curvatus</i>	Liu et al., 2017	Lipids	Gong et al., 2015
		<i>Cryptococcus podzolicus</i>	Qian et al., 2020	Lipids	Qian et al., 2020
		<i>Rhodotorula glutinis</i>	Kolouchová et al., 2015	Lipids	Zhang et al., 2019
		<i>Yarrowia lipolytica</i>	Spagnuolo et al., 2018	Lipids	Chen et al., 2021; Qiao et al., 2017
		<i>Trichosporon porosum</i>	Qian et al., 2020	Lipids	Qian et al., 2020
		<i>Kluyveromyces polysporus</i>	Kolouchová et al., 2015	Lipids	Kolouchová et al., 2015
		<i>Saccharomyces cerevisiae</i>	Kolouchová et al., 2015	Lipids	Kolouchová et al., 2015
		<i>Torulasporea delbrueckii</i>	Kolouchová et al., 2015	Lipids	Kolouchová et al., 2015
Fungi		<i>Aspergillus oryzae</i>	Oswald et al., 2016	Malic acid	Oswald et al., 2016
Archaea		<i>Methanosarcina acetivorans</i>	Ferry, 2020	Methane	Ferry, 2020
		<i>Methanotherix thermophila</i>	Inatomi et al., 1993	Methane	Inatomi et al., 1993

(Continues)

TABLE 1 (Continued)

2nd stage		2nd stage		
1st stage product	Strain	Strain growth reference	Product	Product reference
Ethanol	Bacteria	<i>Pseudomonas aeruginosa</i>	Trehalose; rhamnolipids, biopolymers	Harty et al., 2019; Hori et al., 2002
		<i>Pseudomonas putida</i>	Fatty acid ethyl esters	Sarwar et al., 2022
		<i>E. coli</i>	Biopolymers, prenol, phloroglucinol, 3-hydroxypropionate	Liang et al., 2021; Sun et al., 2020
Yeasts		<i>Corynebacterium glutamicum</i>	Recombinant proteins	Yu et al., 2022
		<i>Pichia pastoris</i>	Monacolin J; recombinant proteins	Ergün et al., 2019; Liu et al., 2019
		<i>Candida utilis</i>	Ethyl acetate; acetaldehyde	Domenech, 2004
Formate	Bacteria	<i>Yarrowia lipolytica</i>	Alpha-ketoglutaric acid	Chernyavskaya et al., 2000
		<i>E. coli</i>	Pyruvate	Kirst et al., 2022
		<i>Cupriavidus necator</i>	Biopolymers	Stöckl et al., 2020
Archaea		<i>Mannheimia succiniciproducens</i>	Succinic acid	Ahn et al., 2017
		<i>Methyloburbum extorquens</i>	Biopolymers	Chang et al., 2022
		<i>Methanococcus maripaludis</i>	Geraniol	Lyu et al., 2016

Note: The table reports representative examples of possible two-stage processes using the acetate, ethanol, or formate produced by CO₂-H₂ grown acetogens as chemical intermediates for microbial conversion into bioproducts. The table displays microorganisms known to be able to grow on each of the aforementioned substrate and reports examples of products that could be obtained. References in support of growth evidence and of product formation are included in the table.

TABLE 2 Carbon and energy balances corresponding to PHB production in a two-stage process where the intermediate is either acetate or ethanol derived from CO₂/H₂ fermentation

	Acetate	-->	Biomass	PHB	Energy balance [kJ]	Energy yield PHB [%]	Energy yield 1st stage [%]	Total energy yield 2 stages [%]	Carbon yield 1st stage [%]	Total carbon yield 2 stages [%]	
PHB (Al Rowaihi et al., 2018; Hermann et al., 2020)											
Molar formula	C ₂ O ₂ H ₄	-->	CH ₂ O _{0.5}	C ₄ H ₆ O ₂							
Reaction stoichiometry [moles]	1	-->	0.32	0.12							
Energy content [kJ/mol]	802.4	-->	529.7	1950							
Energy balance [kJ]	802.4	-->	169.5	226.2	406.7	28.19	75.76	21.36	93	21.58	
Reaction stoichiometry [C-moles]	1	-->	0.1600	0.2320							
PHB (Cestellos-Blanco et al., 2021; Hermann et al., 2020)											
Molar formula	C ₂ O ₂ H ₄	-->	CH ₂ O _{0.5}	C ₄ H ₆ O ₂							
Reaction stoichiometry [moles]	1	-->	0.94	0.16							
Energy content [kJ/mol]	802.4	-->	529.66	1950							
Energy balance [kJ]	802.4	-->	495.76	306.2	0.4757	38.16	75.76	28.91	93.00	29.20	
Reaction stoichiometry [C-moles]	1	-->	0.47	0.3140							
PHB (Hermann et al., 2020; Sun et al., 2020)											
Molar formula	C ₂ H ₆ O	-->	CH ₂ O _{0.5}	C ₄ H ₆ O ₂							
Reaction stoichiometry [moles]	1	-->	1.21	0.17							
Energy content [kJ/mol]	1233.4	-->	529.7	1950							
Energy balance [kJ]	1233.4	-->	640.4	333.8	261.5	27.06	54.57	14.77	54.50	18.66	
Reaction stoichiometry [C-moles]	1	-->	0.6045	0.3423							

Note: CO₂/H₂ fermentation taking place in the first stage is assumed to produce solely ethanol or acetate, each of which is then assumed to act as substrate in the second stage. To assemble the carbon and energy balances, we gathered available information on PHB production from acetate with *R. eutropha* H16 (Al Rowaihi et al., 2018), PHB production from acetate with *C. basilensis* (Cestellos-Blanco et al., 2021), PHB production from ethanol with *E. coli* Q3094 (Sun et al., 2020), and acetate/ethanol production from H₂/CO₂ with *C. ljungdahlii* (Hermann et al., 2020). Two-stage energy and carbon yields were obtained by multiplying the yields of the two respective stages. Details on the computation are provided in the main text and Table S1.

itself can be microbially upgraded (Zhang et al., 2022). As ethanol can be directly converted into acetyl-CoA, it is suitable to produce acetyl-CoA derivatives (Ma et al., 2022). It is plausible to envisage two-stage bioprocessing systems where the acetogenic fermentation provides ethanol as carbon feedstock for the subsequent bioproduction stage carried out by ethanol-catalysing chassis. Until now, the most successful example of gas fermentation-based ethanol valorization is microbial chain elongation in which ethanol acts as energy and carbon source to elongate short-chain carboxylic acids to longer-chain ones (typically C₄–C₈). Chain elongation usually makes use of open cultures of microbial consortia although recently a pure culture of *Clostridium kluyveri* (*C. kluyveri*) was used in continuous bioreactors to convert ethanol/acetic acid mixtures into medium-chain carboxylic acids (Gildemyn et al., 2017). A single-stage process proved the feasibility of converting ethanol resulting from syngas fermentation to carboxylates by means of a co-culture of *C. ljungdahlii* and *C. kluyveri* (Richter et al., 2016). However, this study pointed out the challenges of identifying an operational space suitable for both members of the co-culture, and highlighted the low specificity of the products, which originates from the conversion of the produced carboxylates to their corresponding alcohols. On the other side, two-stage processes afford enhanced controllability of process conditions and allow optimizing the ethanol/acetic acid ratio for further chain elongation in the second stage. Beyond the benefits in carboxylate chain elongation, two-stage processes foreseeing ethanol as the intermediate deserve attention with the aim of further expanding the spectrum of products achievable from CO₂/H₂.

There are several examples of microorganisms assimilating ethanol and converting ethanol in chemicals. A recent study highlighted the biotechnological potential of the Crabtree-negative yeast *Pichia pastoris*, which was engineered to utilize ethanol as sole carbon source for cell growth and production of a key intermediate – monacolin J – of a semi-synthetic cholesterol-lowering drug, simvastatin (Liu et al., 2019). Further chemicals produced using ethanol as the sole carbon source include two acetyl-CoA derivatives, the biopolymer PHB and the terpenoid prenol. With a metabolic engineering approach, the engineered *E. coli* strain grew on ethanol as the sole carbon source and produced 0.6 g/L of PHB from 10 g/L of ethanol in 96 h and 24 mg/L of prenol from 10 g/L of ethanol in 48 h (Liang et al., 2021). Another study recently explored whether the bioconversion of ethanol into acetyl-CoA-derived chemicals such as phloroglucinol and 3-hydroxypropionate is achievable in recombinant *E. coli* strains, and gathered positive results (Sun et al., 2020). As shown in these studies, deploying heterologous ethanol utilization pathway in microbial hosts proposes itself as biotechnological tool to produce value-added acetyl-CoA derived chemicals.

With further strain and process development, the CO₂-derived ethanol may become an abundant, renewable, and affordable substrate to fuel ethanol-based fermentation processes (Table 1).

Based on our survey of acetate- and ethanol-assimilating chassis organisms, acetate and ethanol could be in some cases alternative substrates to support the microbial production of a certain target compound in the second stage of a two-stage process. We would like to remark the relevance of carefully analysing under which conditions a certain two-stage fermentation process represents a viable option to pursue. Since PHB, one of the products obtainable from ethanol, was also produced from acetate in purposely engineered *E. coli* strains (Sun et al., 2020), we found it interesting to compare the hypothetical PHB yields that could be obtained assuming that the PHB bioprocessing step is in cascade to a CO₂/H₂ gas fermentation process producing solely acetate or ethanol. Since we found no evidence of the realization of a similar two-stage process foreseeing ethanol as intermediate, we set out to rely on individual studies to obtain quantitative data separately on the single stages and to tentatively forecast the PHB yields in the hypothesized double-stage processes. In particular, we extracted the data useful for quantifying PHB production from ethanol in ref. (Sun et al., 2020) and from acetate in ref. (Cestellos-Blanco et al., 2021) and in ref. (Al Rowaihi et al., 2018). Similarly, we gathered quantitated information on acetate and ethanol production using acetogenic cultures grown on CO₂-H₂ from ref. (Hermann et al., 2020). PHB derives from acetyl-CoA by condensing two acetyl-CoA molecules to one acetoacetyl-CoA that is reduced and subsequently polymerized. Acetate and ethanol can be directly converted into acetyl-CoA. Acetyl-CoA is produced from acetate via two different pathways, which are catalysed, respectively, by the AMP-forming acetyl-CoA synthetase (ACS) and the phosphotransacetylase/acetate kinase (Pta-AckA). Each of these routes consumes ATP for the production of acetyl-CoA from acetate, and does not produce any reducing power, suggesting that additional acetate is required to generate ATP and reducing power when acetate is the sole carbon source. On the other hand, the transformation of ethanol into acetyl-CoA generates two NADH per ethanol for ATP regeneration, which reduces the need of oxidizing acetyl-CoA for harvesting energy and thus is expected to lead to higher yields of acetyl-CoA-derived chemicals such as PHB (Liang et al., 2021; Sun et al., 2020). Nonetheless, in the two-stage scenario envisaged here, where ethanol or acetate are supposed to derive from a CO₂/H₂ gas fermentation bioprocess, we have to account for the fact that more hydrogen is required to reduce CO₂ to ethanol than to acetate. Indeed, when we evaluated the hypothesized two-stage processes, ethanol did not seem to outperform acetate as substrate for PHB production.

As recapitulated in Table S1, the yields of PHB from H₂ and CO₂ when ethanol is the sole intermediate in the two-stage process are comparable or slightly lower than the yields obtained when acetate is the sole intermediate (with slight variations depending on the study used to quantitate the PHB production from acetate). With no intent to be conclusive on the particular two-stage process discussed here, we employed the case study to warn about the risk of automatically drawing conclusions on processes' combination just on the basis of the advantages brought about by the individual processes.

Two-stage biotic processes through the formate intermediate

Formate is drawing great attention as one of the simplest organic compounds for providing both carbon and energy to microorganisms for bioproduction processes (Ahn et al., 2017; Chang et al., 2022; Kirst et al., 2022; Lyu et al., 2016; Yishai et al., 2016). Table 1 provides representative examples. Naturally occurring formate-assimilation pathways have been introduced or enhanced into industrial workhorses, such as *E. coli*, *Cupriavidus necator* and yeasts, by genetic rewiring (Claassens, 2021; Yishai et al., 2018) and laboratory evolution strategies (Kim et al., 2020). Furthermore, synthetic formate-fixing pathways have recently been introduced (Bang et al., 2021; Bar-Even, 2016) such that different host organisms, cultivation conditions and desired products could be matched with the most suitable pathway (Bar-Even, 2016; Qiao et al., 2021). The introduction of synthetic or natural formate assimilation pathways in model organisms such as *E. coli* allows to couple the formate assimilation capability with the potential to biosynthesize a vast products' portfolio by exploiting the unparalleled toolbox that is available for biocatalytic systems construction in model organisms. Therefore, the capability of acetogens to produce formate starting from CO₂/H₂ is an interesting trait to develop two-stage bioproduction systems. In this scenario, acetogens can be recruited in the first step to produce formate, which in turn becomes the substrate used, in the second step, by natural or synthetic formate-metabolizing biocatalysts to produce multicarbon compounds. Several formate-producing paths have already been suggested and tested using acetogenic cultures. One of these strategies foresaw increasing the absolute system pressure of acetogenic cultivations (Kantzow & Weuster-Botz, 2016; Oswald et al., 2018). For instance, the pressurization of a *C. ljungdahlii* culture in a batch stirred tank reactor resulted in a shift of the product spectrum in favour of formic acid. Indeed, formic acid became the predominant product at a total pressure of 7 bar, with 0.8 g/L acetic acid and 3.2 g L⁻¹ formic acid produced over the course

of fermentation (Oswald et al., 2018). Increased formic acid production at elevated pressures with CO₂/H₂ is described also by (Kantzow & Weuster-Botz, 2016) for *A. woodii*. While this approach is worth of investigation, the turnaround technology for efficient biological CO₂ hydrogenation operations in acetogens was represented by the discovery of a bacterial hydrogen-dependent carbon dioxide reductase from *A. woodii* directly using H₂ for the interconversion of CO₂ to formate (Schuchmann & Müller, 2013). Since then, several studies have demonstrated acetogenic whole-cell biocatalysis for the conversion of H₂/CO₂ to formic acid with increasing production rate thanks to proper biocatalyst selection (Schwarz et al., 2018) and process optimization in terms of pH control (Schwarz et al., 2021), dependency of conversion activity on growth phase (Schwarz et al., 2021) and medium design (Schwarz & Müller, 2020). *Thermoanaerobacter kivui* (*T. kivui*) is a remarkable candidate for formate biosynthesis since cell suspensions reached specific formate production rates of 234 mmol g⁻¹_{protein} h⁻¹ (152 mmol g⁻¹_{CDW} h⁻¹) while the volumetric formate production rate was 270 mmol L⁻¹ h⁻¹ at 4 mg/ml (Schwarz & Müller, 2020).

TWO-STAGE PROCESSES USING PRODUCTS OF ABIOTIC CARBON DIOXIDE HYDROGENATION AS LIQUID SUBSTRATES FOR ACETOGENIC CULTURES

There is a plethora of methods to chemically convert CO₂ into value-added chemicals (Aresta & Dibenedetto, 2020; Huang et al., 2021). Within the scope of this review that focuses on bioproduction routes from CO₂ and H₂, we find it useful to remark that the products of CO₂ hydrogenation include formic acid and methanol (Wang et al., 2015). At-scale CO₂ hydrogenation processes are highlighted by recent demonstrations of methanol synthesis by Carbon Recycling International (CRI). Using locally sourced CO₂ and renewable H₂, CRI's pilot plant produces methanol at the scale of 4000 MT per year making it the world's largest CO₂ to methanol facility (<https://www.carbonrecycling.is/project-goplant>). Several mechanisms for formation of formic acid from CO₂ hydrogenation has been widely investigated (Gunasekar et al., 2019; Mitchell et al., 2019; Zhao et al., 2019). The main differences lie in the utilization of different kinds of catalysts, bulk/nano-metal or heterogenized molecular catalysts. Homogeneous catalytic systems are generally characterized by very high turnover frequencies but also by low catalyst concentration that ultimately results into production rate that are far from an industrial interest. On the other hand, the practical advantages of the heterogeneous catalysts, mainly the ease of separation of products from

the catalyst, are the main reasons why these systems are more and more investigated nowadays (Álvarez et al., 2017). Some examples of the most recent developed mechanisms for CO₂ hydrogenation into formic acid include the utilization of Ru(III) catalysts immobilized onto a triazine framework (Gunasekar et al., 2019) or palladium nanoparticles supported on Mo₂C (Mitchell et al., 2019) or the Lewis pair (Zhao et al., 2019). A detailed description of the mechanisms of CO₂ hydrogenation to formic acid has been widely described in other review papers (Álvarez et al., 2017; Sun et al., 2021).

Methanol and formate are particularly attractive C₁ liquid intermediate feedstocks in quest for innovative bioprocessing routes of waste CO₂. In fact, they are amenable to transport and storage as well as to integration with existing fermentation infrastructure, feature improved mass transfer compared to gaseous feedstocks, and they can be microbiologically upgraded using acetogenic bacteria (Cotton et al., 2020; Kremp & Müller, 2021).

Up to date two options have emerged for developing the biotechnological valorization of methanol and formate: (i) engineering native methylotrophs or formatotrophs to improve their capacity for bioproduction, (ii) engineering synthetic methylotrophy or formatotrophy in established model species. Methylotrophic microorganisms are found in both prokaryotes and eukaryotes (Chen & Lan, 2020; Zhang et al., 2022). The eukaryotic methylotrophic yeast *Pichia pastoris* (reclassified as *Komagataella phaffii*) can metabolize methanol as its sole carbon and energy source and is one of the most widely used host for the production of recombinant protein production (Ergün et al., 2021), SCP (Shay & Wegner, 1981), and several valuable compounds such as TCA cycle intermediates (Guo et al., 2021), terpenoids, polyketides, lovastatin – an antihypertensive compound – and its precursor monacolin (Liu et al., 2018). The most well studied methylotrophs include both Gram positive (e.g. *Bacillus methanolicus*) and Gram negative (e.g. *Methylobacterium extorquens*, *Methylococcus capsulatus*) prokaryotic bacteria. Industrial-scale processes using methylotrophic bacteria have proven successful for providing large SCP amounts for human and animal feed. The examples from ICI (Windass et al., 1980) using *Methylophilus methylotrophus*, Hoechst/Uhde (<https://doi.org/10.1021/cen-v056n020.p020>) using *Methylomonas clara* and NorskHydro (Zhang et al., 2022) using *Methylomonas methanolica* illustrate that large-scale methanol-based processes are possible from the engineering point of view. Recent years have witnessed considerable progress in engineering synthetic methylotrophy in model bacteria such as in *E. coli* and *S. cerevisiae* (Keller et al., 2022; Kelso et al., 2022). Even if native formatotrophs, can grow using formic acid as a sole carbon source (Qiao et al., 2021), native formic acid

assimilation pathways, including serine and reductive acetyl-CoA pathways, can be kinetically and energetically inefficient. Thus, synthetic formic acid assimilation pathways have been developed such as the formolase (FIs) pathway, the synthetic acetyl-CoA (SACA) pathway, the reconstructed THF cycle and reverse glycine cleavage pathway (rTHF-rgcv) pathway, the modified serine cycle, and the synthetic homoserine cycle (Bang et al., 2021). Nevertheless, the use of methanol and formate as microbial feedstocks comes with some challenges such as their toxicity that requires careful consideration when developing appropriate feeding strategies (e.g. methanol-limited condition) to maximize growth and product formation rates. For example, the acetogen *Butyribacterium methylotrophicum*, which can assimilate several C₁ substrates, features one of the highest tolerance to formate and methanol, growing in up to 400 mM of formate and 1000 mM of methanol (Humphreys et al., 2022).

In acetogens, both formate and methanol enter the WLP within the methyl branch of the pathway but their entry points are different (Figure 3). In fact, formate is the first intermediate after the fixation of CO₂ and is converted into 5-methyl-tetrahydrofolate (5-methyl-THF) in four intermediate reactions that include the formation of 10-formyl-THF, 5,10-methenyl-THF and 5,10-methylene-THF intermediates. These reactions are catalysed by the 10-formyl-H₄folate synthetase, 5,10-methenyl-H₄folate

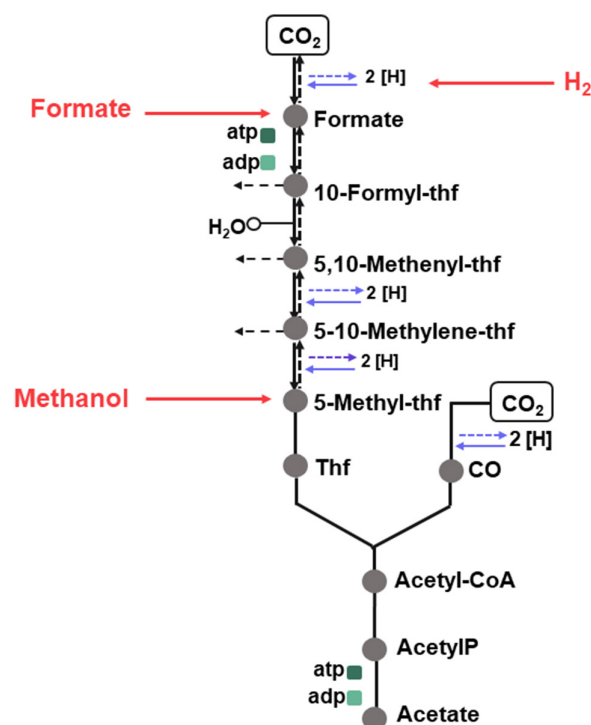


FIGURE 3 Substrate flexibility of acetogens. Methanol and formate entry points in the Wood–Ljungdahl are denoted by solid arrows. Cofactors and energy equivalents are coded, respectively, in blue and green colours.

cyclohydrolase, 5,10-methylene-H₄folate dehydrogenase and the 5,10-methylene-H₄folate reductase enzymes. On the contrary, methanol enters the pathway via the methanol-THF methyltransferase system to directly form 5-methyl-THF, avoiding most of the metabolic cost in the form of ATP and NAD(P)H of the methyl branch. Subsequently, the methyl group of 5-methyl-THF is transferred to a subunit of the CO dehydrogenase/acetyl-CoA synthase (CODH/ACS) via a methyltransferase and a corrinoid iron–sulfur protein and combined to the carbonyl group of acetate that derives from a second mole of CO₂ and to Co-enzyme A (CoA) to form acetyl-CoA. Finally, acetyl-CoA is converted to acetate thanks to the action of a phosphotransacetylase and an acetate kinase (Ragsdale & Pierce, 2008; Schuchmann & Müller, 2014).

Interestingly, these feedstocks support higher energetic efficiencies of bioproduction (calculated as the fraction of the combustion energy of the substrate that is retained in the product) compared to that achieved with hydrogen (Claassens et al., 2019; Cotton et al., 2020). According to current data, growth on methanol and formate is higher than that observed under the CO₂/H₂ condition (Bache & Pfennig, 1981; Breznak et al., 1988; Dehning et al., 1989; Sharak Genthner & Bryant, 1987). Furthermore, it was interestingly noted that, when formate and methanol are simultaneously used as co-substrates, formate is useful to increase growth rate and cell density and methanol is useful to synthesize more reduced products such as butyrate and butanol (Wood et al., 2022). It is, therefore, possible to outline strategies integrating abiotic and biotic catalyses to harness their respective advantages, namely the high specificity and energetic efficiency of CO₂ hydrogenation, on one side, and the flexibility of the biological processes regarding the achievable products, on the other side. In this regard, strain optimization through genetic modifications may be necessary to steer the carbon and electron flow into the compound of interest and to prevent side-products' formation (Bourgade et al., 2021; Lee et al., 2022). Notably, the flexibility of the abiotic/biotic two-stage process benefits also of the fact that it is possible to divert methanol and formic acid intermediates to other, non-biological uses. For example, formic acid can be used either for electricity regeneration or for bioproduction of commodity chemicals (Eppinger & Huang, 2017). Such hybrid abiotic/biotic production chains open an attractive option for the conversion of CO₂ into biocommodities in a future circular carbon economy.

Renewable methanol as feedstock for acetogenic cultures

In acetogens the biochemistry and general metabolism of methanol assimilation in the methyl branch of the WLP via the methanol-THF methyltransferase

system is known, in spite of still remaining uncertainties (Kremp & Müller, 2021). Depending on the organism, the electron carriers involved in methyl group oxidation and the catalysing enzymes differ, which, in the end, greatly influences the overall ATP yield. It is known that only a limited number of acetogens including *A. woodii* (Kremp et al., 2018), *M. thermoacetica* (Das et al., 2007), *S. ovata* (Stupperich & Konle, 1993; Tremblay et al., 2015), *Eubacterium limosum* (van der Meijden et al., 1984) and *Butyribacterium methylotrophicum* (Humphreys et al., 2022) are able to grow on methanol. Not much is known about biochemical production using methanol as substrate. Recently, theoretical models of chemicals production from methanol have shown the feasibility for ethanol, lactate and acetone production in *A. woodii*, as well as for butyrate and butanol production in *E. limosum*. As aforementioned, the synthesis of valuable biochemicals from methanol could be beneficial compared to their direct production from CO₂/H₂ in terms of bioenergetics (Claassens et al., 2019; Cotton et al., 2020). When acetogens are grown on methanol, the CO₂ necessary for the carbonyl branch is supplied by running the reactions of the WLP methyl branch in the reverse direction. Since methanol is incorporated via the methanol-THF methyltransferase system, the reversal of the methyl branch results in a net gain of one ATP and two NADH equivalents. The additional NADH generated in methanol oxidation obligates NAD⁺ regenerating reactions for redox balance, which drives the synthesis of more reduced products such as the synthesis of butyrate by the NADH-dependent 3-hydroxybutyryl-CoA dehydrogenase (Hbd) and butyryl-CoA dehydrogenase (Bcd) enzymes. A recent study demonstrated that the yield of butyrate in *E. limosum* KIST612, grown on methanol as sole carbon and energy source, was significantly higher than that obtained under CO₂/H₂, where butyrate was produced in trace amounts (Litty & Müller, 2021). Indeed, growth on methanol led, in the stationary phase, to the formation of butyrate, with a butyrate:methanol ratio of 0.17:1 and a butyrate:acetate ratio of 0.33:1 (Litty & Müller, 2021). Further fermentation studies using *E. limosum* recapitulated higher butyrate yield on methanol than under CO₂/H₂ (Flaiz et al., 2021). The possibility for a combined chemical-biochemical production of butyrate using methanol obtained from CO₂/H₂ has been a prelude to the production of butanol, when coupled with the advent of established genetic tools (Jeong et al., 2020). Indeed, engineering *E. limosum* strains has recently translated into the production of butanol from methanol (Flaiz et al., 2021). Interestingly, the same study achieved acetone production from methanol by introducing an artificial acetone production operon from *C. acetobutylicum*. Additionally, *B. methylotrophicum* has come into the spotlight as an acetogenic chassis for the production of biotechnological compounds from methanol

since it is able to convert it into butyrate and caproate, a C₆ product, presumably through chain elongation cycles of the reverse β -oxidation pathway (Humphreys et al., 2022).

Methanol toxicity is a disadvantage in the development of methanol-based bioprocessing systems. Nonetheless, in this regard, adaptive laboratory evolution has already proved a valuable tool to enhance methanol tolerance. For instance, the evolution of a strain of the acetogen *S. ovata*, which included a modified cell wall, the possible use of osmoprotectants, and the possible modulation of chaperones' activity, led to a 5-fold increase in the growth rate on methanol (Tremblay et al., 2015). In conclusion, methanol is a promising C₁ liquid substrate for the development of biotechnologies producing multicarbon commodity chemicals.

Renewable formate as feedstock for acetogenic cultures

The C₁ compound formate is a promising substrate for producing biochemicals by formatotrophic microbes (Yishai et al., 2016). As previously outlined, formate is the first intermediate of the methyl branch of the WLP and was reported to be used as a substrate in some acetogens (Breznak & Switzer, 1986) among which *A. woodii* (Balch et al., 1977), *Eubacterium aggregans* sp. nov. (Mechichi et al., 1998), *C. scatologenes* (Küsel et al., 2000), *Acetobacterium tundrae* sp. nov. (Simankova et al., 2000) and *C. ljungdahlii* (Tanner et al., 1993), albeit at minor extent. In acetogens such as *A. woodii* and *T. kivui*, the first reaction of the WLP methyl branch is catalysed by a unique enzyme system, the hydrogen-dependent CO₂ reductase complex (HDCR), capable of oxidizing formate to H₂ and CO₂, which is superior over any chemical catalyst for formate-based H₂ production (Schuchmann & Müller, 2013). Therefore, these microorganisms are promising candidates for formate-based H₂ production (Müller, 2019). In fact, *A. woodii* reached one of the highest formate-based H₂ production performances reported so far at ambient conditions for an organism without genetic modification (Kottenhahn et al., 2018). Cell suspensions reached specific formate-dependent H₂ production rates of 30.5 mmol g_{CDW}⁻¹ h⁻¹ and maximum volumetric H₂ evolution rates of 79 mmol L⁻¹ h⁻¹. Acetate was the major side-product that decreased the H₂ yield. Since HDCR does not require other cellular electron carriers than H₂, the catalysed reaction is independent of the cell metabolism (Schuchmann & Müller, 2013). This opened the possibility of uncoupling growth and energy conservation from the reversible reduction of CO₂ to formate with H₂ as electron donor catalysed by HDCR. Since the energy metabolism of *A. woodii* depends on a sodium ion gradient across the cytoplasmic membrane,

the inhibition of the energy metabolism by adding a sodium ionophore was particularly effective, completely abolishing acetate formation. Under these conditions, yields up to 1 mol H₂ per mol formate were achieved (Kottenhahn et al., 2018). The thermophilic acetogenic bacterium *T. kivui* is an efficient biocatalyst for the oxidation of formate to H₂ and CO₂. A long-term application of *T. kivui* as a whole-cell system for formate-based hydrogen demonstrated the technical feasibility of this conversion route, which proceeded at a specific rate of 11.9 mmol g_{CDW}⁻¹ h⁻¹ (Schwarz et al., 2021). Under controlled reaction conditions (e.g. pH) in batch-operated stirred-tank reactors, the *T. kivui* culture achieved a H₂ production rate of 685 mmol g⁻¹ h⁻¹, which is the highest reported in the literature so far for wild-type organisms. Additionally, a yield Y_(H₂/formate) as high as of 0.86 mol mol⁻¹ and a hydrogen evolution rate as high as of 999 mmol L⁻¹ h⁻¹ were observed using 4 mg/ml cell protein (Burger et al., 2022). This rate is higher than the highest rate described for the wild-type acetogenic bacterium *A. woodii* (Kottenhahn et al., 2018), and among the highest rates reported for wild-type H₂-producing microorganisms (Lim et al., 2012).

In order to pursue formate-based bioproduction systems, several aspects of formate metabolism are worth of attention like formate initial metabolism including formate transport mechanisms (Moon et al., 2021). For instance, an adaptive laboratory evolution approach, which enhanced the hydrogen production of the hyperthermophilic archaeon *Thermococcus onnurineus*, pinpointed a mutated formate transporter as a critical adaptive passage (Jung et al., 2017). Another aspect of formate metabolism that is attracting increasing attention is the existence of pathways enabling pyruvate synthesis from formate. Since pyruvate is a central intermediate in biosynthetic pathways, pyruvate production from formate would sustain novel strategies for formate fixation in biotechnologically relevant compounds (Müller, 2022). In this regard, it is interesting to note that the *A. woodii* genome encompasses three putative genes encoding pyruvate:formate lyases, which have recently been found to condense acetyl-CoA and formate into pyruvate in the model bacterium *E. coli* (Kirst et al., 2022; Zelcbuch et al., 2016). In summary, CO₂-based formate can become an ideal intermediate between the hydrogenation of CO₂ and bioprocessing technologies in the energetic and chemical sectors.

CARBON AND ENERGY BALANCES FOR SELECTED FIRST AND SECOND STAGE PROCESSES

In order to assess the overall carbon and energy yields from reactants to products, C- and energy-balances were calculated for selected cases based on the information available in the original publications.

Regrettably, authors do not always present closed C-molar balances or C-molar yields, as well as H- or energy-balances of the respective processes. Hence, for assembling carbon and energy balances out of published data, assumptions need to be taken (e.g. C-molar biomass weight, stoichiometric H₂/CO₂ ratio).

In the present publication, by way of example the carbon and energy balance regarding the conversion from reactant to product was calculated for the following processes:

First stage:

- (i) formic acid production with *A. woodii* from H₂/CO₂ (Schwarz et al., 2021),
- (ii) acetate production from H₂/CO₂ with *C. ljungdahlii* (Hermann et al., 2020),
- (iii) ethanol production from H₂/CO₂ with *C. autoethanogenum* (Heffernan et al., 2020).

Second stage:

- (i) PHB production from acetate with *R. eutropha H16* (Al Rowaihi et al., 2018),
- (ii) PHB production from acetate with *C. basilensis* (Cestellos-Blanco et al., 2021),
- (iii) PHB production from ethanol with *E. coli* Q3094 (Sun et al., 2020).

First stage

Yields (molar or C-molar, depending on what was reported) from CO₂ to product and biomass have been extracted from the specified paper to elaborate the C-balance. In order to determine the respective stoichiometric amount of required H₂, an H-balance was set up and H₂O generation was assumed to close this balance (to ±0.1%). For elemental balancing of reactions, we used the protonated forms of formate and acetate (so formic acid and acetic acid). The low heating value (LHV) for H₂ was used for the energy balance while the LHVs of all other components were calculated based on the formulas reported in ref. (Hosokai et al., 2016). For formate and acetate, we used the deprotonated form for LHV calculation. Biomass was assumed to have the following simplified elemental composition for all cases: CH₂O_{0.5}, the biomass C-molar weight, if not reported in the original publications, was assumed equal to 25g/C-mol. We calculated the two-stage energy and carbon yields by multiplying the yields of the two respective stages.

Second stage

Balances were not closed, since not relevant for calculating carbon or energy yields for the product of interest

(no fed H₂, no other carbon source but acetate) and information on other educts or by-products were not reported. For PHB production, if not reported differently in the original publications, the extracted biomass yields from literature were assumed to be without PHB content and on a C-molar basis and the PHB yields were interpreted on a molar basis. The following elemental composition was used C₄H₆O₂. LHV calculation was done in the same way as for the first stage processes.

The energy and carbon yields when we considered acetate and formate formation from CO₂/H₂ are neatly higher than in the case of ethanol (Table 3, Table S2). As representative example of an integrated two-stage process, we then sought to evaluate the carbon and energy yield of two-stage processes aimed at PHB production using either acetate or ethanol as substrate. The energy and carbon yield of the gas fermentation processes in the first stage are superior to the energy and carbon yields pertaining the PHB production, independently on whether acetate or ethanol acts as carbon source (Table 2, Table S1). Nonetheless, the overall energy and carbon yields of the two stages are still noticeable, especially in the light of the fact that the two-stage process actually fixes CO₂ using H₂ as reducing agent. Moreover, the CO₂ generated in the PHB-producing stage could be recycled and used in the first stage. In the same vein, the biomass could be used to supply the yeast extract used in the media of both stages following extraction of the target product.

CONCLUDING REMARKS

Carbon dioxide recycling is a compelling necessity and microbial carbon dioxide fixation in value-added compounds is a valuable opportunity. Fermentation of CO₂ gas streams using acetogenic bacteria is consolidating as a key biotechnology to move toward a cyclic carbon economy. All microorganisms that capture CO₂ require an energy source. H₂ is considered as the preferable electron donor source for an efficient CO₂ fixation via the WLP, since it affords no loss of carbon in CO₂ dissipated (Hermann et al., 2020; Valgepea et al., 2018). Most of H₂-based CO₂ fermentations are single stage processes. Even though the number of added-value compounds achievable by H₂-based CO₂ fermentation is on the rise (Lauer et al., 2022; Mook et al., 2022; Weitz et al., 2021) using metabolically engineered acetogens (Bourgade et al., 2021; Lee et al., 2022; Song et al., 2022), high-profile demonstrations of process scalability is restricted to acetate and ethanol (Fackler et al., 2021). A possible strategy to broaden the product spectrum of CO₂ gas fermentation consists of considering the gas fermentation mediated by acetogens in the context of two-stage processes. Indeed, the two-stage approaches discussed in our review potentially opens a multitude of biotechnological options to convert waste

TABLE 3 Carbon and energy balances corresponding to acetate, formate, and ethanol production with a pure acetogenic culture grown on a gas mixture consisting of CO₂ and H₂.

Formate (Schwarz et al., 2021)		Carbon dioxide	Hydrogen	-->	Biomass	Formate	Water	Energy balance [kJ]	Energy yield formate [%]	
Molar formula		CO ₂	H ₂	-->	CH ₂ O _{0.5}	CO ₂ H ₂	H ₂ O			
Reaction stoichiometry [moles]		1	1	-->	0	1.00	0			
Energy content [kJ/mol]		0	242.0	-->	529.7	181.2	0			
Energy balance [kJ]		0	242.0	-->	0	181.2	0	60.83	74.87	
Reaction stoichiometry [C-moles]		1		-->		1				
Acetate (Hermann et al., 2020)		Carbon dioxide	Hydrogen	-->	Biomass	Acetate	Ethanol	Water	Energy balance [kJ]	Energy yield Acetate [%]
Molar formula		CO ₂	H ₂	-->	CH ₂ O _{0.5}	C ₂ O ₂ H ₄	C ₂ OH ₆	H ₂ O		
Reaction stoichiometry [moles]		1	2.035	-->	0.031	0.4650	0.0095	1.045		
Energy content [kJ/mol]		0	242.0	-->	529.7	802.4	1233	0		
Energy balance [kJ]		0	492.5	-->	16.42	373.1	11.72	0	91.27	75.76
Reaction stoichiometry [C-moles]		1		-->	0.031	0.930	0.0190			
Ethanol (Heffernan et al., 2020)		Carbon dioxide	Hydrogen	-->	Biomass	Ethanol	Acetate	Water	Energy balance [kJ]	Energy yield Ethanol [%]
Molar formula		CO ₂	H ₂	-->	CH ₂ O _{0.5}	C ₂ OH ₆	C ₂ O ₂ H ₄	H ₂ O		
Reaction stoichiometry [moles]		1	2.545	-->	0.04	0.27	0.209	1.271		
Energy content [kJ/mol]		0	242.0	-->	529.70	1233.40	802.4	0		
Energy balance [kJ]		0	616.0	-->	20.66	336.10	167.3	0	91.90	54.57
Reaction stoichiometry [C-moles]		1		-->	0.039	0.545	0.417			

Note: In order to compute carbon and energy balances we collected the available information on formic acid production with *A. woodii* (Schwarz et al., 2021), acetate production with *C. ljungdahlii* (Hermann et al., 2020) and ethanol with *C. autoethanogenum* (Heffernan et al., 2020) from CO₂/H₂ gas fermentation. Details on the computation are provided in the main text and Table S2.

CO₂ to value-added chemicals by means of clean H₂. Compared to single-stage bioprocessing systems, the unique advantages of two-stage processes include enhancement in process titre/rate/yield metrics, the widening of the achievable multi-carbon products portfolio, and increased flexibility in infrastructural implementation and operation. Furthermore, compared to simultaneous co-culture systems (Diender et al., 2021; Du et al., 2020) or undefined mixed culture fermentation (Arslan et al., 2012; Calvo et al., 2021) that are capturing attention, chaining different (bio-)technological processes in cascade allows for individual unit optimization, overall biomanufacturing modularity and target product selectivity. Another advantage is the opportunity to implement circularity concepts within the high-level integrated design of the double-stage process itself. For instance, recycling of the CO₂ tail gas likely generated from the secondary fermentation to the primary one could be an example yielding a significant overall rate of CO₂ fixation. In the same vein could be the integration of nutrients between the primary and secondary fermentation. When acetate is the intermediate coupling the first and second stage of the process, the secondary fermentation consumes acetic acid, and the pH of the permeate of the secondary fermentation is nominally higher than the pH of the acetate-containing broth. The acetate-depleted broth can be returned to the primary fermentation. In this way, it can contribute to reduce the cost of pH control relative to the first stage of the process where pH is controlled only by direct addition of base to the bioreactor medium.

Throughout the review we pinpointed an ample range of products that are technically attainable by reframing a CO₂-based gas fermentation process within a two-stage context with the aim of highlighting some avenues available for fruitful exploitation of the current technology. There are many fields of application where the products achievable by the two-stage processes here discussed can compete with established chemicals for existing markets or can create entirely new ones. This variety of possible uses means that products' market prices may vary considerably, ranging for instance from <\$10/kg for PHB to \$73/kg for phloroglucinol. Products' market value needs careful consideration in order to evaluate if the processes under development can gain economies of scale. The issue of transferability of the outlined breakthroughs to practice still needs to be addressed at multiple levels. Although the envisaged two-stage processes are primed to favourable sustainability metrics, it is worthwhile to underscore the gaps still remaining in quantitative and critical knowledge of the individual stages and, particularly, of the integration thereof. Along with biocatalyst development, an industrial biotechnology process includes the assessment of biocatalysts' performance in scaled-up environments. Underevaluating the design, development and operation of the technological equipment can

make the potential of otherwise excellent biocatalysts unrealized. Similarly, scarce analysis of the life-cycle impact and of the economic return of the process can prevent the translation of laboratory-scale biocatalysts into real bioprocess of a sustainable bioeconomy. With these challenges ahead, it is undoubtful that the outlined processes hold real transformative potential to realize innovative and sustainable value chains.

AUTHOR CONTRIBUTIONS

Luca Ricci: Data curation (supporting); investigation (equal); writing – original draft (supporting); writing – review and editing (supporting). **Arne Seifert:** Data curation (supporting); formal analysis (equal); writing – original draft (supporting). **Sebastien Bernacchi:** Data curation (supporting); formal analysis (equal); writing – original draft (supporting). **Debora Fino:** Funding acquisition (supporting); writing – review and editing (supporting). **Candido Fabrizio Pirri:** Funding acquisition (supporting); writing – review and editing (supporting). **Angela Re:** Conceptualization (lead); data curation (lead); formal analysis (equal); funding acquisition (supporting); investigation (lead); methodology (equal); visualization (lead); writing – original draft (lead); writing – review & editing (lead).

CONFLICT OF INTEREST

The authors declare no conflict of interest.

ORCID

Angela Re  <https://orcid.org/0000-0002-3179-6967>

REFERENCES

- Ahn, J.H., Bang, J., Kim, W.J. & Lee, S.Y. (2017) Formic acid as a secondary substrate for succinic acid production by metabolically engineered *Mannheimia succiniciproducens*. *Biotechnology and Bioengineering*, 114, 2837–2847.
- Al Rowaihi, I.S., Benjamin, K., Grötzing, S.W., Burger, C., Karan, R., Weuster-Botz, D. et al. (2018) A two-stage biological gas to liquid transfer process to convert carbon dioxide into bioplastic. *Bioresource Technology Reports*, 1, 61–68.
- Alber, B.E., Spanheimer, R., Ebenau-Jehle, C. & Fuchs, G. (2006) Study of an alternate glyoxylate cycle for acetate assimilation by *Rhodobacter sphaeroides*. *Molecular Microbiology*, 61, 297–309.
- Álvarez, A., Bansode, A., Urakawad, A., Bavykina, A.V., Wezendonk, T.A., Makkee, M. et al. (2017) Challenges in the greener production of Formates/formic acid, methanol, and DME by heterogeneously catalyzed CO₂ hydrogenation processes. *Chemical Reviews*, 117, 9804–9838.
- Aresta, M. & Dibenedetto, A. (2020) Carbon recycling through CO₂-conversion for stepping toward a cyclic-C economy. A perspective. *Frontiers in Energy Research*, 8, 159.
- Arias-Barrau, E., Olivera, E.R., Sandoval, A., Naharro, G. & Luengo, J.M. (2006) Acetyl-CoA synthetase from *pseudomonas putida* U is the only acyl-CoA activating enzyme induced by acetate in this bacterium. *FEMS Microbiology Letters*, 260, 36–46.
- Arndt, A., Aucter, M., Ishige, T., Wendisch, V.F. & Eikmanns, B.J. (2008) Ethanol catabolism in *Corynebacterium glutamicum*. *Journal of Molecular Microbiology and Biotechnology*, 15, 222–233.

- Arnold, S., Henkel, M., Wanger, J., Wittgens, A., Rosenau, F. & Hausmann, R. (2019) Heterologous rhamnolipid biosynthesis by *P. putida* KT2440 on bio-oil derived small organic acids and fractions. *AMB Express*, 9, 80.
- Arnold, S., Tews, T., Kiefer, M., Henkel, M. & Hausmann, R. (2019) Evaluation of small organic acids present in fast pyrolysis bio-oil from lignocellulose as feedstocks for bacterial bioconversion. *Global Change Biology Bioenergy*, 11, 1159–1172.
- Arslan, D., Steinbusch, K.J.J., Diels, L., De Wever, H., Buisman, C.J.N. & Hamelers, H.V.M. (2012) Effect of hydrogen and carbon dioxide on carboxylic acids patterns in mixed culture fermentation. *Bioresource Technology*, 118, 227–234.
- Asimakopoulos, K., Gavalaloannis, H.N. & Skiadas, V. (2018) Reactor systems for syngas fermentation processes: a review. *Chemical Engineering Journal*, 348, 732–744.
- Bache, R. & Pfennig, N. (1981) Selective isolation of *Acetobacterium woodii* on methoxylated aromatic acids and determination of growth yields. *Archives of Microbiology*, 130, 255–261.
- Balch, W.E., Schoberth, S., Tanner, R.S. & Wolfe, R.S. (1977) *Acetobacterium*, a new genus of hydrogen-oxidizing, carbon dioxide-reducing, anaerobic bacteria. *International Journal of Systematic and Evolutionary Microbiology*, 27, 355–361.
- Bang, J., Ahn, J.H., Lee, J.A., Hwang, C.H., Kim, G.B., Lee, J. et al. (2021) Synthetic Formatotrophs for one-carbon biorefinery. *Advanced Science (Weinheim, Baden-Württemberg, Germany)*, 8, 2100199.
- Bar-Even, A. (2016) Formate assimilation: the metabolic architecture of natural and synthetic pathways. *Biochemistry*, 55, 3851–3863.
- Blombach, B., Grünberger, A., Centler, F., Wierckx, N. & Schmid, J. (2022) Exploiting unconventional prokaryotic hosts for industrial biotechnology. *Trends in Biotechnology*, 40, 385–397.
- Bosire, E.M., Blank, L.M. & Rosenbaum, M.A. (2016) Strain- and substrate-dependent redox mediator and electricity production by *Pseudomonas aeruginosa*. *Applied and Environmental Microbiology*, 82, 5026–5038.
- Bourgade, B., Minton, N.P. & Islam, M.A. (2021) Genetic and metabolic engineering challenges of C1-gas fermenting acetogenic chassis organisms. *FEMS Microbiology Reviews*, 45, fuab008.
- Breznak, J.A. & Switzer, J.M. (1986) Acetate synthesis from H₂ plus CO₂ by termite gut microbes. *Applied and Environmental Microbiology*, 52, 623–630.
- Breznak, J.A., Switzer, J.M. & Seitz, H.J. (1988) *Sporomusa termitida* sp. nov., an H₂/CO₂-utilizing acetogen isolated from termites. *Archives of Microbiology*, 150, 282–288.
- Burger, Y., Schwarz, F.M. & Müller, V. (2022) Formate-driven H₂ production by whole cells of *Thermoanaerobacter kivui*. *Biotechnology for Biofuels and Bioproducts*, 15, 48.
- Calvo, D.C., Ontiveros-Valencia, A., Krajmalnik-Brown, R., Torres, C.I. & Rittman, B.E. (2021) Carboxylates and alcohols production in an autotrophic hydrogen-based membrane biofilm reactor. *Biotechnology and Bioengineering*, 118, 2338–2347.
- Cestellos-Blanco, S., Friedline, S., Sander, K.B., Abel, A.J., Kim, J.M., Clark, D.S. et al. (2021) Production of PHB from CO₂-derived acetate with minimal processing assessed for space biomanufacturing. *Frontiers in Microbiology*, 12, 700010.
- Chang, W., Yoon, J. & Oh, M.K. (2022) Production of polyhydroxyalkanoates with the fermentation of *Methyloburum extorquens* using Formate as a carbon substrate. *Biotechnology and Bioprocess Engineering*, 27, 268–275.
- Chen, A.Y. & Lan, E.I. (2020) Chemical production from methanol using natural and synthetic Methylootrophs. *Biotechnology Journal*, 15, e1900356.
- Chen, J., Li, W., Zhang, Z.Z., Tan, T.W. & Li, Z.J. (2018) Metabolic engineering of *Escherichia coli* for the synthesis of polyhydroxyalkanoates using acetate as a main carbon source. *Microbial Cell Factories*, 17, 102.
- Chen, L., Yan, W., Qian, X., Chen, M., Zhang, X., Zhang, W. et al. (2021) Increased lipid production in *Yarrowia lipolytica* from acetate through metabolic engineering and Cosubstrate fermentation. *ACS Synthetic Biology*, 10, 3129–3138.
- Chernyavskaya, O.G., Shishkanova, N.V., Il'chenko, A.P. & Finogenova, T.V. (2000) Synthesis of alpha-ketoglutaric acid by *Yarrowia lipolytica* yeast grown on ethanol. *Applied and Environmental Microbiology*, 53, 152–158.
- Choi, S.Y., Rhie, M.N., Kim, H.T., Joo, J.C., Cho, I.J., Son, J. et al. (2020) Metabolic engineering for the synthesis of polyesters: a 100-year journey from polyhydroxyalkanoates to non-natural microbial polyesters. *Metabolic Engineering*, 58, 47–81.
- Christensen, M., Jablonski, P., Altermark, B., Irgum, K. & Hansen, H. (2021) High natural PHA production from acetate in *Cobetia* sp. MC34 and *Cobetia marina* DSM 4741T and in silico analyses of the genus specific PhaC2 polymerase variant. *Microbial Cell Factories*, 20, 225.
- Claassens, N.J. (2021) Reductive glycine pathway: a versatile route for one-carbon biotech. *Trends in Biotechnology*, 39, 327–329.
- Claassens, N.J., Bordanaba-Florit, G., Cotton, C., De Maria, A., Finger-Bou, M., Friedeheim, L. et al. (2020) Replacing the Calvin cycle with the reductive glycine pathway in *Cupriavidus necator*. *Metabolic Engineering*, 62, 30–41.
- Claassens, N.J., Cotton, C.A.R., Kopljar, D. & Bar-Even, A. (2019) Making quantitative sense of electromicrobial production. *Nature Catalysis*, 4, 437–447.
- Cotton, C.A., Claassens, N.J., Benito-Vaquero, S. & Bar-Even, A. (2020) Renewable methanol and formate as microbial feedstocks. *Current Opinion in Biotechnology*, 62, 168–180.
- Das, A., Fu, Z.Q., Tempel, W., Liu, Z.J., Chang, J., Chen, L. et al. (2007) Characterization of a corrinoid protein involved in the C1 metabolism of strict anaerobic bacterium *Moorella thermoacetica*. *Proteins*, 67, 167–176.
- de Lima, L.A., Ingelman, H., Brahmabhatt, K., Reinmets, K., Barry, C., Harris, A. et al. (2022) Faster growth enhances low carbon fuel and chemical production through gas fermentation. *Frontiers in Bioengineering and Biotechnology*, 10, 879578.
- Dehning, I., Stieb, M. & Schink, B. (1989) *Sporomusa malonica* sp. nov., a homoacetogenic bacterium growing by decarboxylation of malonate or succinate. *Archives of Microbiology*, 151, 421–426.
- Delmas, V.A., Perchat, N., Monet, O., Fouré, M., Darii, E., Roche, D. et al. (2022) Genetic and biocatalytic basis of formate dependent growth of *Escherichia coli* strains evolved in continuous culture. *Metabolic Engineering*, 72, 200–214.
- Demler, M. & Weuster-Botz, D. (2011) Reaction engineering analysis of hydrogenotrophic production of acetic acid by *Acetobacterium woodii*. *Biotechnology and Bioengineering*, 108, 470–474.
- Di Leonardo, P.F., Antonicelli, G., Agostino, V. & Re, A. (2022) Genome-scale mining of acetogens of the genus *Clostridium* unveils distinctive traits in [FeFe]- and [NiFe]-hydrogenase content and maturation. *Microbiology Spectrum*, 10, e0101922.
- Diender, M., Parera Olm, I. & Sousa, D.Z. (2021) Synthetic co-cultures: novel avenues for bio-based processes. *Current Opinion in Biotechnology*, 67, 72–79.
- Dolan, S.K., Kohlstedt, M., Trigg, S., Vallejo Ramirez, P., Kaminski, C.F., Wittmann, C. et al. (2020) Contextual flexibility in *Pseudomonas aeruginosa* central carbon metabolism during growth in single carbon sources. *mBio*, 11, e02684-19.
- Domenech, F., Christen, P., Páca, J. & Revah, S. (2004) Ethanol utilization for metabolite production by *Candida utilis* strains in liquid medium. *Engineering in Life Sciences*, 19, 27–36.
- Du, Y., Zou, W., Zhang, K., Ye, G. & Yang, J. (2020) Advances and applications of clostridium co-culture systems in biotechnology. *Frontiers in Microbiology*, 11, 560223.
- Elisario, M.P., De Wever, H., Van Hecke, W., Noorman, H., Adrie, J.J. & Straathof, A.J.J. (2022) Membrane bioreactors for

- syngas permeation and fermentation. *Critical Reviews in Biotechnology*, 42, 856–872.
- Eppinger, J. & Huang, K. (2017) Formic acid as a hydrogen energy carrier. *ACS Energy Letters*, 2, 188–195.
- Ergün, B.G., Berrios, J., Binay, B. & Fickers, P. (2021) Recombinant protein production in *Pichia pastoris*: from transcriptionally redesigned strains to bioprocess optimization and metabolic modelling. *FEMS Yeast Research*, 21, foab057.
- Ergün, B.G., Gasser, B., Mattanovich, D. & Çalik, P. (2019) Engineering of alcohol dehydrogenase 2 hybrid-promoter architectures in *Pichia pastoris* to enhance recombinant protein expression on ethanol. *Biotechnology and Bioengineering*, 116, 2674–2686.
- Fackler, N., Heijstra, B.D., Rasor, B.J., Brown, H., Martin, J., Ni, Z. et al. (2021) Stepping on the gas to a circular economy: accelerating development of carbon-negative chemical production from gas fermentation. *Annual Review of Chemical and Biomolecular Engineering*, 12, 439–470.
- Fast, A.G. & Papoutsakis, E.T. (2018) Functional expression of the clostridium ljungdahlii acetyl-coenzyme a synthase in clostridium acetobutylicum as demonstrated by a novel In vivo CO exchange activity En route to heterologous installation of a functional Wood-Ljungdahl pathway. *Applied and Environmental Microbiology*, 84, e02307-17.
- Ferry, J.G. (2020) Methanosarcina acetivorans: a model for mechanistic understanding of Aceticlastic and reverse Methanogenesis. *Frontiers in Microbiology*, 11, 1806.
- Flaiz, M., Ludwig, G., Bengelsdorf, F.R. & Dürre, P. (2021) Production of the biocommodities butanol and acetone from methanol with fluorescent FAST-tagged proteins using metabolically engineered strains of *Eubacterium limosum*. *Biotechnology for Biofuels*, 14, 117.
- Gatter, M., Ottlik, S., Kövesi, Z., Bauer, B., Matthäus, F. & Barth, G. (2016) Three alcohol dehydrogenase genes and one acetyl-CoA synthetase gene are responsible for ethanol utilization in *Yarrowia lipolytica*. *Fungal Genetics and Biology*, 95, 30–38.
- Gerstmeir, R., Wendisch, W.F., Schnicke, S., Ruan, H., Farwick, M., Reinscheid, D. et al. (2003) Acetate metabolism and its regulation in *Corynebacterium glutamicum*. *Journal of Biotechnology*, 104, 99–122.
- Ghadermazi, P., Re, A., Ricci, L. & Chan, S.H.J. (2022) Metabolic engineering interventions for sustainable 2,3-Butanediol production in gas-fermenting clostridium autoethanogenum. *mSystems*, 7, e0111121.
- Gildemyn, S., Molitor, B., Usack, J.G., Nguyen, M., Rabaey, K. & Angenent, L.T. (2017) Upgrading syngas fermentation effluent using *clostridium kluyveri* in a continuous fermentation. *Biotechnology for Biofuels*, 10, 83.
- Gong, Z., Shen, H., Zhou, W., Wang, Y., Yang, X. & Zhao, Z.K. (2015) Efficient conversion of acetate into lipids by the oleaginous yeast *Cryptococcus curvatus*. *Biotechnology for Biofuels*, 8, 189.
- Grunwald, S., Mottet, A., Grousseau, E., Plassmeier, J.K., Popović, M.K., Uribelarrea, J.L. et al. (2015) Kinetic and stoichiometric characterization of organoautotrophic growth of *Ralstonia eutropha* on formic acid in fed-batch and continuous cultures. *Microbial Biotechnology*, 8, 155–163.
- Gunasekar, G.H., Jung, K.D. & Yoon, S. (2019) Hydrogenation of CO₂ to Formate using a simple, recyclable, and efficient heterogeneous catalyst. *Inorganic Chemistry*, 58, 3717–3723.
- Guo, F., Dai, Z., Peng, W., Zhang, S., Zhou, J., Ma, J. et al. (2021) Metabolic engineering of *Pichia pastoris* for malic acid production from methanol. *Biotechnology and Bioengineering*, 118, 357–371.
- Gürgan, M., Erkal, N.A., Özgür, E., Gündüz, U., Eroglu, I. & Yücel, M. (2015) Transcriptional profiling of hydrogen production metabolism of *Rhodobacter capsulatus* under temperature stress by microarray analysis. *International Journal of Molecular Sciences*, 16, 13781–13797.
- Harty, C.E., Martins, D., Doing, G., Mould, D.L., Clay, M.E., Occhipinti, P. et al. (2019) Ethanol stimulates Trehalose production through a SpoT-DksA-AlgU-dependent pathway in *Pseudomonas aeruginosa*. *Journal of Bacteriology*, 201, e00794-18.
- Hatti-Kaul, R., Nilsson, L.J., Zhang, B., Rehnberg, N. & Lundmark, S. (2020) Designing biobased recyclable polymers for plastics. *Trends in Biotechnology*, 38, 50–67.
- Heffernan, J.K., Valgepea, K., de Souza Pinto Lemgruber, R., Casini, I., Plan, M., Tappel, R. et al. (2020) Enhancing CO₂-valorization using *Clostridium autoethanogenum* for sustainable fuel and chemicals production. *Frontiers in Bioengineering and Biotechnology*, 8, 204.
- Hermann, M., Teleki, A., Weitz, S., Niess, A., Freund, A., Bengelsdorf, F.R. et al. (2020) Electron availability in CO₂, CO and H₂ mixtures constrains flux distribution, energy management and product formation in *Clostridium ljungdahlii*. *Microbial Biotechnology*, 13, 1831–1846.
- Hori, K., Marsudi, S. & Unno, H. (2002) Simultaneous production of polyhydroxyalkanoates and rhamnolipids by *Pseudomonas aeruginosa*. *Biotechnology and Bioengineering*, 78, 699–707.
- Hosokai, S., Matsuoka, K., Kuramoto, K. & Suzuki, Y. (2016) Modification of Dulong's formula to estimate heating value of gas, liquid and solid fuels. *Fuel Processing Technology*, 152, 399–405.
- Hu, P., Chakraborty, S., Kumar, A., Woolston, B., Liu, H., Emerson, D. et al. (2016) Integrated bioprocess for conversion of gaseous substrates to liquids. *Proceedings of the National Academy of Sciences of the United States of America*, 113, 3773–3778.
- Huang, Z., Grim, R.G., Schaidle, J.A. & Tao, L. (2021) The economic outlook for converting CO₂ and electrons to molecules. *Energy & Environmental Science*, 14, 3664–3678.
- Humphreys, J.R., Hebdon, S.D., Rohrer, H., Magnusson, L., Urban, C., Chen, Y.P. et al. (2022) Establishing *Butyribacterium methylotrophicum* as a platform organism for the production of biocommodities from liquid C1 metabolites. *Applied and Environmental Microbiology*, 88, e0239321.
- Inatomi, K., Kamagata, Y. & Nakamura, K. (1993) Membrane ATPase from the aceticlastic methanogen *Methanotheroxiphila*. *Journal of Bacteriology*, 175, 80–84.
- Jeong, J., Kim, J., Park, B., Choi, I. & Chang, I.S. (2020) Genetic engineering system for syngas-utilizing acetogen. *Eubacterium limosum* KIST612. *Bioresource Technology Reports*, 11, 100452.
- Jolkver, E., Emer, D., Ballan, S., Krämer, R., Eikmanns, B.J. & Marin, K. (2009) Identification and characterization of a bacterial transport system for the uptake of pyruvate, propionate, and acetate in *Corynebacterium glutamicum*. *Journal of Bacteriology*, 191, 940–948.
- Jung, H.C., Lee, S.H., Lee, S.M., An, Y.J., Lee, J.H., Lee, H.S. et al. (2017) Adaptive evolution of a hyperthermophilic archaeon pinpoints a formate transporter as a critical factor for the growth enhancement on formate. *Scientific Reports*, 7, 6124.
- Kantzow, C. & Weuster-Botz, D. (2016) Effects of hydrogen partial pressure on autotrophic growth and product formation of *Acetobacterium woodii*. *Bioprocess and Biosystems Engineering*, 39, 1325–1330.
- Kantzow, C., Mayer, A. & Weuster-Botz, D. (2015) Continuous gas fermentation by *Acetobacterium woodii* in a submerged membrane reactor with full cell retention. *Journal of Biotechnology*, 212, 11–18.
- Keller, P., Reiter, M.A., Kiefer, P., Gassler, T., Hemmerle, L., Christen, P. et al. (2022) Generation of an *Escherichia coli* strain growing on methanol via the ribulose monophosphate cycle. *Nature Communications*, 13, 5243.
- Kelso, P.A., Chow, L.K.M., Carpenter, A.C., Paulsen, I.T. & Williams, T.C. (2022) Toward methanol-based biomanufacturing: emerging

- strategies for engineering synthetic Methylo-trophy in *Saccharomyces cerevisiae*. *ACS Synthetic Biology*, 11, 2548–2563.
- Kiefer, D., Merkel, M., Lilge, L., Hausmann, R. & Henkel, M. (2021) High cell density cultivation of *Corynebacterium glutamicum* on bio-based lignocellulosic acetate using pH-coupled online feeding control. *Bioresource Technology*, 340, 125666.
- Kiefer, D., Merkel, M., Lilge, L., Henkel, M. & Hausmann, R. (2021) From acetate to bio-based products: underexploited potential for industrial biotechnology. *Trends in Biotechnology*, 39, 397–411.
- Kim, S., Lindner, S.N., Aslan, S., Yishai, O., Wenk, S., Schann, K. et al. (2020) Growth of *E. coli* on formate and methanol via the reductive glycine pathway. *Nature Chemical Biology*, 16, 538–545.
- Kim, Y., Lama, S., Agrawal, D., Kumar, V. & Park, S. (2021) Acetate as a potential feedstock for the production of value-added chemicals: metabolism and applications. *Biotechnology Advances*, 49, 107736.
- Kirst, H., Ferlez, B.H., Lindner, S.N., Cotton, C., Bar-Even, A. & Kerfeld, C.A. (2022) Toward a glycol radical enzyme containing synthetic bacterial microcompartment to produce pyruvate from formate and acetate. *Proceedings of the National Academy of Sciences of the United States of America*, 119, e2116871119.
- Kolouchová, I., Schreiberová, O., Sigler, K., Masák, J. & Řezanka, T. (2015) Biotransformation of volatile fatty acids by oleaginous and non-oleaginous yeast species. *FEMS Yeast Research*, 15, fov076.
- Kottenhahn, P., Schuchmann, K. & Müller, V. (2018) Efficient whole cell biocatalyst for formate-based hydrogen production. *Biotechnology for Biofuels*, 11, 93.
- Kremp, F. & Müller, V. (2021) Methanol and methyl group conversion in acetogenic bacteria: biochemistry, physiology and application. *FEMS Microbiology Reviews*, 45, fuua040.
- Kremp, F., Poehlein, A., Daniel, R. & Müller, V. (2018) Methanol metabolism in the acetogenic bacterium *Acetobacterium woodii*. *Environmental Microbiology*, 20, 4369–4384.
- Kretzschmar, U., Schobert, M. & Görisch, H. (2001) The *Pseudomonas aeruginosa* acsA gene, encoding an acetyl-CoA synthetase, is essential for growth on ethanol. *Microbiology*, 147, 2671–2677.
- Kutscha, R. & Pflügl, S. (2020) Microbial upgrading of acetate into value-added products-examining microbial diversity, bioenergetic constraints and metabolic engineering approaches. *International Journal of Molecular Sciences*, 21, 8777.
- Köpke, M. & Simpson, S.D. (2020) Pollution to products: recycling of 'above ground' carbon by gas fermentation. *Current Opinion in Biotechnology*, 65, 180–189.
- Köpke, M., Mihalcea, C., Bromley, J.C. & Simpson, S.D. (2011) Fermentative production of ethanol from carbon monoxide. *Current Opinion in Biotechnology*, 22, 320–325.
- Kümmerer, K., Clark, J.H. & Zuin, V.G. (2020) Rethinking chemistry for a circular economy. *Science*, 367, 369–370.
- Küsel, K., Dorsch, T., Acker, G., Stackebrandt, E. & Drake, H.L. (2000) *Clostridium scatologenes* strain SL1 isolated as an acetogenic bacterium from acidic sediments. *International Journal of Systematic and Evolutionary Microbiology*, 50(Pt 2), 537–546.
- Lauer, I., Philipps, G. & Jennewein, S. (2022) Metabolic engineering of *clostridium ljungdahlii* for the production of hexanol and butanol from CO₂ and H₂. *Microbial Cell Factories*, 21, 85.
- Lee, H., Bae, J., Jin, S., Kang, S. & Cho, B.K. (2022) Engineering Acetogenic bacteria for efficient one-carbon utilization. *Frontiers in Microbiology*, 13, 865168.
- Lee, H.M., Jeon, B.Y. & Oh, M.K. (2016) Microbial production of ethanol from acetate by engineered *Ralstonia eutropha*. *Biotechnology and Bioengineering*, 21, 402–407.
- Leone, S., Sannino, F., Tutino, M.L., Parrilli, E. & Picone, D. (2015) Acetate: friend or foe? Efficient production of a sweet protein in *Escherichia coli* BL21 using acetate as a carbon source. *Microbial Cell Factories*, 14, 106.
- Liang, H., Ma, X., Ning, W., Liu, Y., Sinskey, A.J., Stephanopoulos, G. et al. (2021) Constructing an ethanol utilization pathway in *Escherichia coli* to produce acetyl-CoA derived compounds. *Metabolic Engineering*, 65, 223–231.
- Liew, F.E., Nogle, R., Abdalla, T., Rasor, B.J., Canter, C., Jensen, R.O. et al. (2022) Carbon-negative production of acetone and isopropanol by gas fermentation at industrial pilot scale. *Nature Biotechnology*, 40, 335–344.
- Lim, J.K., Bae, S.S., Kim, T.W., Lee, J.H., Lee, H.S. & Kang, S.G. (2012) Thermodynamics of formate-oxidizing metabolism and implications for H₂ production. *Applied and Environmental Microbiology*, 78, 7393–7397.
- Litty, D. & Müller, V. (2021) Butyrate production in the acetogen *Eubacterium limosum* is dependent on the carbon and energy source. *Microbial Biotechnology*, 14, 2686–2692.
- Liu, J., Huang, X., Chen, R., Yuan, M. & Liu, J. (2017) Efficient bio-conversion of high-content volatile fatty acids into microbial lipids by *Cryptococcus curvatus* ATCC 20509. *Bioresource Technology*, 239, 394–401.
- Liu, Y., Bai, C., Liu, Q., Xu, Q., Qian, Z., Peng, Q. et al. (2019) Engineered ethanol-driven biosynthetic system for improving production of acetyl-CoA derived drugs in Crabtree-negative yeast. *Metabolic Engineering*, 54, 275–284.
- Liu, Y., Tu, X., Xu, Q., Bai, C., Kong, C., Liu, Q. et al. (2018) Engineered monoculture and co-culture of methylo-trophic yeast for de novo production of monacolin J and lovastatin from methanol. *Metabolic Engineering*, 45, 189–199.
- Lyu, Z., Jain, R., Smith, P., Fetchko, T., Yan, Y. & Whitman, W.B. (2016) Engineering the autotroph *Methanococcus maripaludis* for geraniol production. *ACS Synthetic Biology*, 5, 577–581.
- Ma, X., Liang, H., Panda, S., Fung, V., Zhou, J. & Zhou, K. (2022) C₂ feedstock-based biomanufacturing of value-added chemicals. *Current Opinion in Biotechnology*, 73, 240–245.
- Mahamkali, V., Valgepea, K., de Souza Pinto Lemgruber, R., Plan, M., Tappel, R., Köpke, M. et al. (2020) Redox controls metabolic robustness in the gas-fermenting acetogen *clostridium autoethanogenum*. *Proceedings of the National Academy of Sciences of the United States of America*, 117, 13168–13175.
- Marudkla, J., Lee, W.C., Wannawilai, S., Chisti, Y. & Sirisansaneeyakul, S. (2018) Model of acetic acid-affected growth and poly(3-hydroxybutyrate) production by *Cupriavidus necator* DSM 545. *Journal of Biotechnology*, 268, 12–20.
- Mechichi, T., Labat, M., Woo, T.H., Thomas, P., Garcia, J.L. & Patel, B.K. (1998) *Eubacterium aggregans* sp. nov., a new homoacetogenic bacterium from olive mill wastewater treatment digester. *Anaerobe*, 4, 283–291.
- Merkel, M., Kiefer, D., Schmollack, M., Blombach, B., Lilge, L., Henkel, M. et al. (2022) Acetate-based production of itaconic acid with *Corynebacterium glutamicum* using an integrated pH-coupled feeding control. *Bioresource Technology*, 351, 126994.
- Mitchell, C.E., Terranova, U., Alshibane, I., Morgan, D.J., Davies, T.E., He, Q. et al. (2019) Liquid phase hydrogenation of CO₂ to formate using palladium and ruthenium nanoparticles supported on molybdenum carbide. *New Journal of Chemistry*, 43, 13985–13997.
- Molitor, B., Marcellin, E. & Angenent, L.T. (2017) Overcoming the energetic limitations of syngas fermentation. *Current Opinion in Chemical Biology*, 41, 84–92.
- Molitor, B., Mishra, A. & Angenent, L.T. (2019) Power-to-protein: converting renewable electric power and carbon dioxide into single cell protein with a two-stage bioprocess. *Energy & Environmental Science*, 12, 3515–3521.
- Mook, A., Beck, M.H., Baker, J.P., Minton, N.P., Dürre, P. & Bengelsdorf, F.R. (2022) Autotrophic lactate production from

- H₂+CO₂ using recombinant and fluorescent FAST-tagged *Acetobacterium woodii* strains. *Applied Microbiology and Biotechnology*, 106, 1447–1458.
- Moon, J., Dönig, J., Kramer, S., Poehlein, A., Daniel, R. & Müller, V. (2021) Formate metabolism in the acetogenic bacterium *Acetobacterium woodii*. *Environmental Microbiology*, 23, 4214–4227.
- Müller, V. (2019) New horizons in Acetogenic conversion of one-carbon substrates and biological hydrogen storage. *Trends in Biotechnology*, 37, 1344–1354.
- Müller, V. (2022) A synthetic bacterial microcompartment as production platform for pyruvate from formate and acetate. *Proceedings of the National Academy of Sciences of the United States of America*, 119, e2201330119.
- Novak, K., Kutscha, R. & Pflügl, S. (2020) Microbial upgrading of acetate into 2,3-butanediol and acetoin by *E. coli* W. *Biotechnology for Biofuels*, 13, 177.
- Oh, M.K., Rohlin, L., Kao, K.C. & Liao, J.C. (2002) Global expression profiling of acetate-grown *Escherichia coli*. *The Journal of Biological Chemistry*, 277, 13175–13183.
- Oswald, F., Dörsam, S., Veith, N., Zwick, M., Neumann, A., Ochsenreither, K. et al. (2016) Sequential mixed cultures: from syngas to malic acid. *Frontiers in Microbiology*, 7, 891.
- Oswald, F., Stoll, I.K., Zwick, M., Herbig, S., Sauer, J., Boukis, N. et al. (2018) Formic acid formation by *Clostridium ljungdahlii* at elevated pressures of carbon dioxide and hydrogen. *Frontiers in Bioengineering and Biotechnology*, 6, 6.
- Pavan, M., Reinmets, K., Garg, S., Mueller, A.P., Marcellin, E., Köpke, M. et al. (2022) Advances in systems metabolic engineering of autotrophic carbon oxide-fixing biocatalysts towards a circular economy. *Metabolic Engineering*, 71, 117–141.
- Qian, X., Gorte, O., Chen, L., Zhang, W., Dong, W., Ma, J. et al. (2020) Continuous self-provided fermentation for microbial lipids production from acetate by using oleaginous yeasts *Cryptococcus podzolicus* and *Trichosporon porosum*. *Renewable Energy*, 146, 737–743.
- Qiao, K., Wasylenko, T.M., Zhou, K., Xu, P. & Stephanopoulos, G. (2017) Lipid production in *Yarrowia lipolytica* is maximized by engineering cytosolic redox metabolism. *Nature Biotechnology*, 35, 173–177.
- Qiao, W., Xu, S., Liu, Z., Fu, X., Zhao, H. & Shi, S. (2021) Challenges and opportunities in C₁-based biomanufacturing. *Bioresource Technology*, 364, 128095.
- Ragsdale, S.W. & Pierce, E. (2008) Acetogenesis and the Wood-Ljungdahl pathway of CO₂ fixation. *Biochimica et Biophysica Acta*, 1784, 1873–1898.
- Ricci, L., Agostino, V., Fino, D. & Re, A. (2021) Screening of gas substrate and medium effects on 2,3-Butanediol production with *C. ljungdahlii* and *C. autoethanogenum* aided by improved autotrophic cultivation technique. *Fermentation*, 7, 264.
- Richter, H., Molitor, B., Diender, M., Sousa, D.Z. & Angenent, L.T. (2016) A narrow pH range supports butanol, Hexanol, and Octanol production from syngas in a continuous Co-culture of *Clostridium ljungdahlii* and *Clostridium kluyveri* with In-line product extraction. *Frontiers in Microbiology*, 7, 1773.
- Saito, Y. & Doi, Y. (1993) Biosynthesis of poly(3-hydroxy-alkanoates) in *Pseudomonas aeruginosa* AO-232 from ¹³C-labelled acetate and propionate. *International Journal of Biological Macromolecules*, 15, 287–292.
- Sarwar, A., Nguyen, L.T. & Lee, E.Y. (2022) Bio-upgrading of ethanol to fatty acid ethyl esters by metabolic engineering of *Pseudomonas putida* KT2440. *Bioresource Technology*, 350, 126899.
- Schiel-Bengelsdorf, B. & Dürre, P. (2012) Pathway engineering and synthetic biology using acetogens. *FEBS Letters*, 586, 2191–2198.
- Schuchmann, K. & Müller, V. (2013) Direct and reversible hydrogenation of CO₂ to formate by a bacterial carbon dioxide reductase. *Science*, 342, 1382–1385.
- Schuchmann, K. & Müller, V. (2014) Autotrophy at the thermodynamic limit of life: a model for energy conservation in acetogenic bacteria. *Nature Reviews Microbiology*, 12, 809–821.
- Schwarz, F.M. & Müller, V. (2020) Whole-cell biocatalysis for hydrogen storage and syngas conversion to formate using a thermophilic acetogen. *Biotechnology for Biofuels*, 13, 32.
- Schwarz, F.M., Oswald, F. & Müller, V. (2021) Acetogenic conversion of H₂ and CO₂ into formic acid and vice versa in a fed-batch-operated stirred-tank bioreactor. *ACS Sustainable Chemistry & Engineering*, 9, 6810–6820.
- Schwarz, F.M., Schuchmann, K. & Müller, V. (2018) Hydrogenation of CO₂ at ambient pressure catalyzed by a highly active thermostable biocatalyst. *Biotechnology for Biofuels*, 11, 237.
- Sharak Genthner, B.R. & Bryant, M.P. (1987) Additional characteristics of one-carbon-compound utilization by *Eubacterium limosum* and *Acetobacterium woodii*. *Applied and Environmental Microbiology*, 53, 471–476.
- Shay, L.K. & Wegner, E.H. (1981) A process for producing a single cell protein material (SCP), SCP and biologically pure culture of yeast. EP0074123A2.
- Shimizu, T., Teramoto, H. & Inui, M. (2019) Introduction of Glyoxylate bypass increases hydrogen gas yield from acetate and l-glutamate in *Rhodobacter sphaeroides*. *Applied and Environmental Microbiology*, 85, e01873-18.
- Shimizu, T., Teramoto, H. & Inui, M. (2022) Construction of a *Rhodobacter sphaeroides* strain that efficiently produces hydrogen gas from acetate without poly(β -Hydroxybutyrate) accumulation: insight into the role of PhaR in acetate metabolism. *Applied and Environmental Microbiology*, 88, e0050722.
- Simankova, M.V., Kotsyurbenko, O.R., Stackebrandt, E., Kostrikina, N.A., Lysenko, A.M., Osipov, G.A. et al. (2000) *Acetobacterium tundrae* sp nov, a new psychrophilic acetogenic bacterium from tundra soil. *Archives of Microbiology*, 174, 440–447.
- Sohn, Y.J., Son, J., Jo, S.Y., Park, S.Y., Yoo, J.I., Baritugo, K.A. et al. (2021) Chemoautotroph *Cupriavidus necator* as a potential game-changer for global warming and plastic waste problem: a review. *Bioresource Technology*, 340, 125693.
- Song, Y., Bae, J., Jin, S., Lee, H., Kang, S., Lee, J. et al. (2022) Development of highly characterized genetic bioparts for efficient gene expression in CO₂-fixing *Eubacterium limosum*. *Metabolic Engineering*, 72, 215–226.
- Spagnuolo, M., Shabbir Hussain, M., Gambill, L. & Blenner, M. (2018) Alternative substrate metabolism in *Yarrowia lipolytica*. *Frontiers in Microbiology*, 9, 1077.
- Stoll, I.K., Boukis, N. & Sauer, J. (2019) Syngas fermentation to alcohols: reactor technology and application perspective. *Chemie Ingenieur Technik*, 92, 125–136.
- Stupperich, E. & Konle, R. (1993) Corrinoid-dependent methyl transfer reactions are involved in methanol and 3,4-Dimethoxybenzoate metabolism by *Sporomusa ovata*. *Applied and Environmental Microbiology*, 59, 3110–3116.
- Stöckl, M., Harms, S., Dinges, I., Dimitrova, S. & Holtmann, D. (2020) From CO₂ to bioplastic - coupling the electrochemical CO₂ reduction with a microbial product generation by drop-in electrolysis. *ChemSusChem*, 13, 4086–4093.
- Sun, R., Liao, Y., Bai, S., Zheng, M., Zhou, C., Zhang, T. et al. (2021) Heterogeneous catalysts for CO₂ hydrogenation to formic acid/formate: from nanoscale to single atom. *Energy & Environmental Science*, 14, 1247–1285.
- Sun, S., Ding, Y., Liu, M., Xian, M. & Zhao, G. (2020) Comparison of glucose, acetate and ethanol as carbon resource for production of poly(3-Hydroxybutyrate) and other acetyl-CoA derivatives. *Frontiers in Bioengineering and Biotechnology*, 8, 833.
- Takors, R., Kopf, M., Mampel, J., Bluemke, W., Blombach, B., Eikmanns, B. et al. (2018) Using gas mixtures of CO, CO₂ and H₂ as microbial substrates: the do's and don'ts of successful technology transfer from laboratory to production scale. *Microbial Biotechnology*, 11, 606–625.

- Tanner, R.S., Miller, L.M. & Yang, D. (1993) *Clostridium ljungdahlii* sp. nov., an acetogenic species in clostridial rRNA homology group I. *International Journal of Systematic Bacteriology*, 43, 232–236.
- Tremblay, P.L., Höglund, D., Koza, A., Bonde, I. & Zhang, T. (2015) Adaptation of the autotrophic acetogen *Sporomusa ovata* to methanol accelerates the conversion of CO₂ to organic products. *Scientific Reports*, 5, 16168.
- Turco, R., Santagata, G., Corrado, I., Pezzella, C. & Di Serio, M. (2021) In vivo and post-synthesis strategies to enhance the properties of PHB-based materials: a review. *Frontiers in Bioengineering and Biotechnology*, 8, 619266.
- Valgepea, K., de Souza Pinto Lemgruber, R., Abdalla, T., Binos, S., Takemori, N., Takemori, A. et al. (2018) H₂ drives metabolic rearrangements in gas-fermenting *clostridium autoethanogenum*. *Biotechnology for Biofuels*, 11, 55.
- Valgepea, K., de Souza Pinto Lemgruber, R., Meaghan, K., Palfreyman, R.W., Abdalla, T., Heijstra, B.D. et al. (2017) Maintenance of ATP homeostasis triggers metabolic shifts in gas-fermenting Acetogens. *Cell Systems*, 4, 505–515.e5.
- van der Meijden, P., van der Drift, C. & Vogels, G.D. (1984) Methanol conversion in *Eubacterium limosum*. *Archives of Microbiology*, 138, 360–364.
- van der Spek, M., Banet, C., Bauer, C., Gabrielli, P., Goldthorpe, W., Mazzotti, M. et al. (2022) Perspective on the hydrogen economy as a pathway to reach net-zero CO₂ emissions in Europe. *Energy & Environmental Science*, 15, 1034–1077.
- van Renssen, S. (2020) The hydrogen solution? *Nature Climate Change*, 10, 799–801.
- Wang, W.H., Himeda, Y., Muckerman, J.T., Manbeck, G.F. & Fujita, E. (2015) CO₂ hydrogenation to Formate and methanol as an alternative to photo- and electrochemical CO₂ reduction. *Chemical Reviews*, 115, 12936–12973.
- Weitz, S., Hermann, M., Linder, S., Bengelsdorf, F.R., Takors, R. & Dürre, P. (2021) Isobutanol production by autotrophic Acetogenic bacteria. *Frontiers in Bioengineering and Biotechnology*, 9, 657253.
- Wierckx, N., Koopman, F., Bandounas, L., de Winde, J.H. & Ruijssenaars, H.J. (2010) Isolation and characterization of *Cupriavidus basilensis* HMF14 for biological removal of inhibitors from lignocellulosic hydrolysate. *Microbial Biotechnology*, 3, 336–343.
- Willison, J.C. (1988) Pyruvate and acetate metabolism in the photosynthetic bacterium *Rhodobacter capsulatus*. *Microbiology*, 134, 2429–2439.
- Windass, J., Worsey, M., Pioli, E., Pioli, D., Barth, P.T., Atherton, K.T. et al. (1980) Improved conversion of methanol to single-cell protein by *Methylophilus methylotrophus*. *Nature*, 287, 396–340.
- Wood, J.C., Marcellin, E., Plan, M.R. & Viridis, B. (2022) High methanol-to-formate ratios induce butanol production in *Eubacterium limosum*. *Microbial Biotechnology*, 15, 1542–1549.
- Yang, S., Li, S. & Jia, X. (2019) Production of medium chain length polyhydroxyalkanoate from acetate by engineered *pseudomonas putida* KT2440. *Journal of Industrial Microbiology & Biotechnology*, 46, 793–800.
- Yishai, O., Bouzon, M., Döring, V. & Bar-Even, A. (2018) In vivo assimilation of one-carbon via a synthetic reductive glycine pathway in *Escherichia coli*. *ACS Synthetic Biology*, 7, 2023–2028.
- Yishai, O., Lindner, S.N., Gonzalez de la Cruz, J., Tenenboim, H. & Bar-Even, A. (2016) The formate bio-economy. *Current Opinion in Chemical Biology*, 35, 1–9.
- Yu, X., Liu, X., Gao, X., Luo, X., Yang, Y., Li, Y. et al. (2022) Development of a novel platform for recombinant protein production in *Corynebacterium glutamicum* on ethanol. *Synthetic and Systems Biotechnology*, 7, 765–774.
- Zelcbuch, L., Lindner, S.N., Zegman, Y., Vainberg Slutskin, I., Antonovsky, N., Gleizer, S. et al. (2016) Pyruvate formate-lyase enables efficient growth of *Escherichia coli* on acetate and formate. *Biochemistry*, 55, 2423–2426.
- Zhang, C., Ottenheim, C., Weingarten, M. & Ji, L. (2022) Microbial utilization of next-generation Feedstocks for the biomanufacturing of value-added chemicals and food ingredients. *Frontiers in Bioengineering and Biotechnology*, 10, 874612.
- Zhang, W., Jing, W., Zhou, Y., Liu, H. & Zhang, J. (2019) Enhanced lipid production by *Rhodotorula glutinis* CGMCC 2.703 using a two-stage pH regulation strategy with acetate as the substrate. *Energy Science & Engineering*, 7, 2077–2085.
- Zhao, T., Hu, X., Wu, Y. & Zhang, Z. (2019) Hydrogenation of CO₂ to Formate with H₂: transition metal free catalyst based on a Lewis pair. *Angewandte Chemie (International Ed. in English)*, 58, 722–726.

SUPPORTING INFORMATION

Additional supporting information can be found online in the Supporting Information section at the end of this article.

How to cite this article: Ricci, L., Seifert, A., Bernacchi, S., Fino, D., Pirri, C.F. & Re, A. (2022) Leveraging substrate flexibility and product selectivity of acetogens in two-stage systems for chemical production. *Microbial Biotechnology*, 00, 1–20. Available from: <https://doi.org/10.1111/1751-7915.14172>