

Providence College

DigitalCommons@Providence

Biology Student Scholarship

Biology

Fall 12-13-2022

Effect of Dietary Protein on Honey Bee Pollen Foraging Behavior

Katherine Burke

Follow this and additional works at: https://digitalcommons.providence.edu/bio_students



Part of the [Biology Commons](#)

EFFECT OF DIETARY PROTEIN ON HONEY BEE POLLEN FORAGING BEHAVIOR



PROVIDENCE
COLLEGE

Katherine Burke, Gracey Sorensen, Caitlin McHugh, Dr. Rachael Bonoan
Biology Department, Providence College, Providence, RI

Background

Bees obtain nutrients from flowers. Pollen provides proteins and fats; nectar provides carbohydrates. Pollen is important for providing essential amino acids which honey bees must obtain from their diet for proper development. Commercial honey bee colonies, however, pollinate monocultures, which contain one crop type thus, one unbalanced nutritional resource (Table 1). We examined how a lack of protein diversity affects honey bee pollen foraging behavior. Bees were raised on three diet treatments: no manipulation, all 10 essential amino acids (EAAs, i.e., protein building-blocks), or only 6/10 EAAs. Bee-collected pollen was trapped upon return to the hive and nutritional content was analyzed. We predict that bees raised on a diet lacking EAAs will compensate by foraging for pollen higher in nitrogen.

Table 1. Essential amino acids in honey bee diet broken down into minimum percent content required of the amino acid, how much is found in sunflower pollen and almond pollen

Honey bee EAAs (DeGroot, 1953)	Minimum % required by the honey bee (DeGroot, 1953)	% in bee collected sunflower pollen (Nicolson and Human, 2012)	% in bee collected almond pollen (Standifer, et al., 1980)
Arginine*	3.0	4.2	1.2
Histidine*	1.5	5.7	0.5
Isoleucine*	4.0	3.9	1.2
Leucine*	4.5	6.3	1.9
Lysine	3.0	6.3	2.9
Methionine*	1.5	0.3	0.5
Phenylalanine	2.5	3.9	1.2
Threonine	3.0	4.4	1.0
Tryptophan	1.0	0.2	0.0
Valine*	4.0	4.3	1.6

*amino acids in dandelion pollen (Auclair and Jamieson, 1948; Loper and Cohen, 1987)

Methods

Semi-synthetic powder diets were created for the different diet treatments to mimic natural pollen diets with different ratios of amino acids (Figure 1). In 2016 and 2017, these diets were then placed in the field in a drawn frame, and hives were checked on a weekly basis. Pollen samples were then collected for further analysis and stored appropriately (Figure 2). Samples were homogenized with a mortar and pestle. Using Providence College's elemental analyzer (Elementar), the samples from treated hives were combusted to determine the percent carbon and nitrogen present along with the carbon to nitrogen ratio. Over the two field seasons, 8 hives were raised on each treatment and 3-5 pollen samples were analyzed per hive.



Figure 1. (a) Honey bees on a frame with the semi-synthetic diet. (b) Honey bees on a frame with naturally collected and stored pollen. All photos: Rachael E. Bonoan

Results

Our results show a much higher amount of nitrogen brought back to the hives raised on 6/10 EAAs compared to 10/10 EAAs. Although there was a significant effect of diet on carbon brought back to the hive, this is likely driven by the one outlier in the 6/10 diet treatment (t-test, $t = -2.387$, $df = 149.37$, $p = 0.0182$) (Figure 3a). Bees raised on 6/10 EAAs brought pollen with significantly more nitrogen back to the hive than those raised on 10/10 EAAs (t-test, $t = -3.55$, $df = 120.54$, $p = 0.00054$) (Figure 3b). Similarly, bees raised on 6/10 EAAs brought back pollen with a significantly higher ratio of carbon to nitrogen (t-test, $t = 2.335$, $df = 116.92$, $p = 0.02124$) (Figure 3c).




Figure 2. (a) Bees returning to a hive with a pollen trap. (b) Bee collected pollen trapped upon entry to the hive. (c) Homogenized pollen in a mortar and pestle.

Conclusion

These data support our hypothesis that bees will forage for pollen with a higher nitrogen content to compensate for the essential amino acids lacking in the 6/10 EAAs diet. Future research could investigate what specific amino acids honey bees are bringing back to the hive. Honey bees, like bumble bees, are generalist foragers so what can be learned from the honey bee nutritional data can be applied to bumble bees as well.



Photo: Susan E. Ellis



Photo: Beatriz Moisset

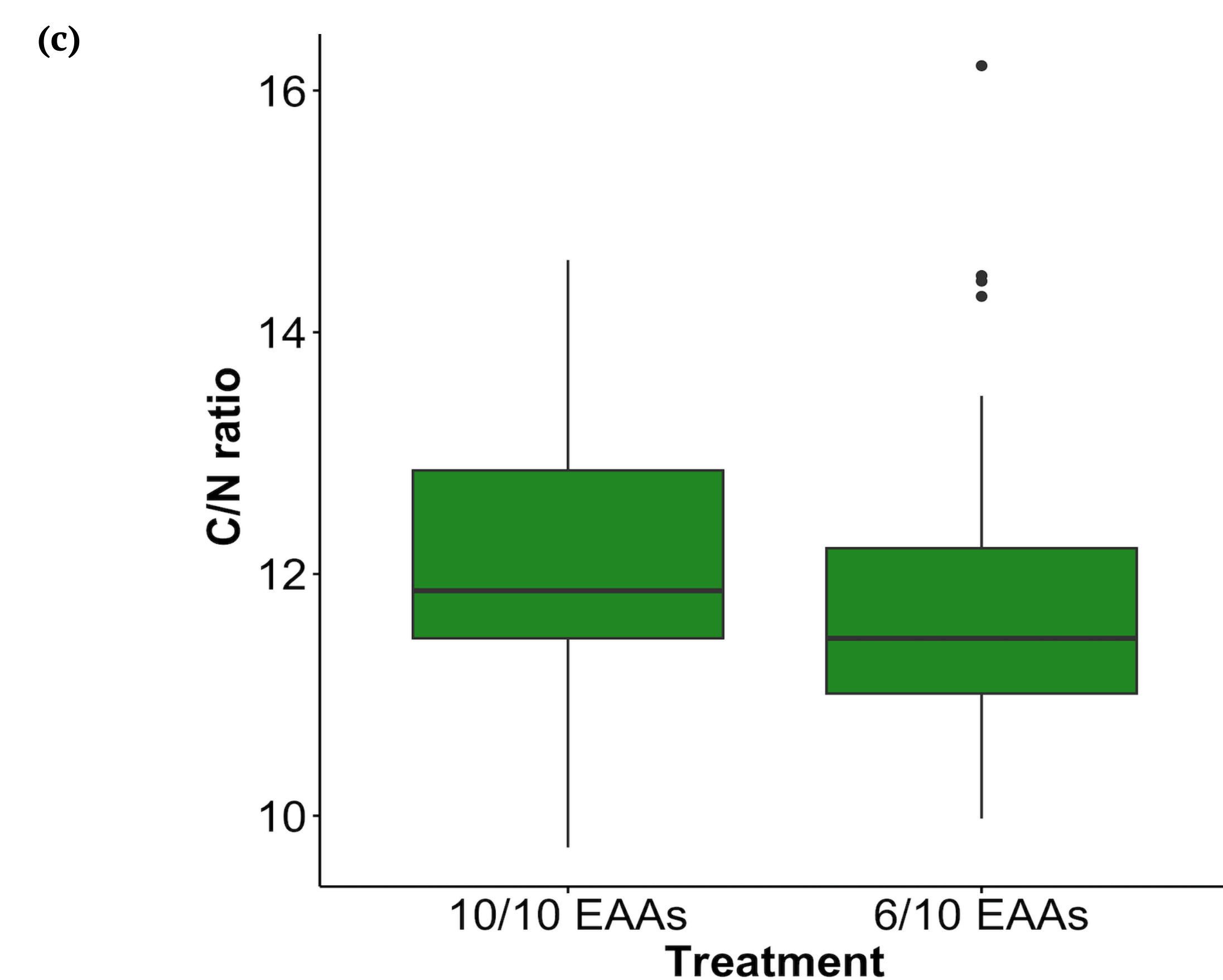
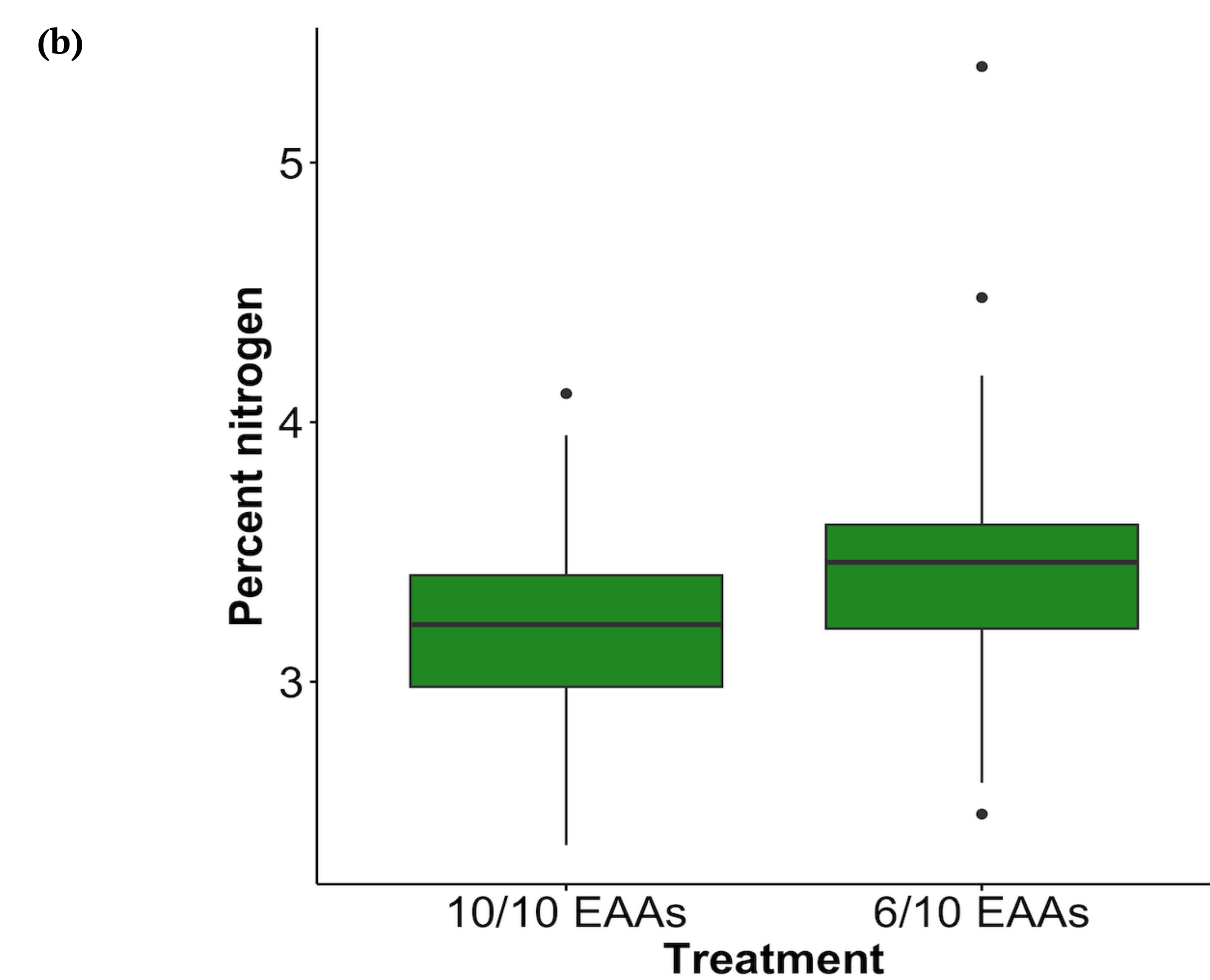
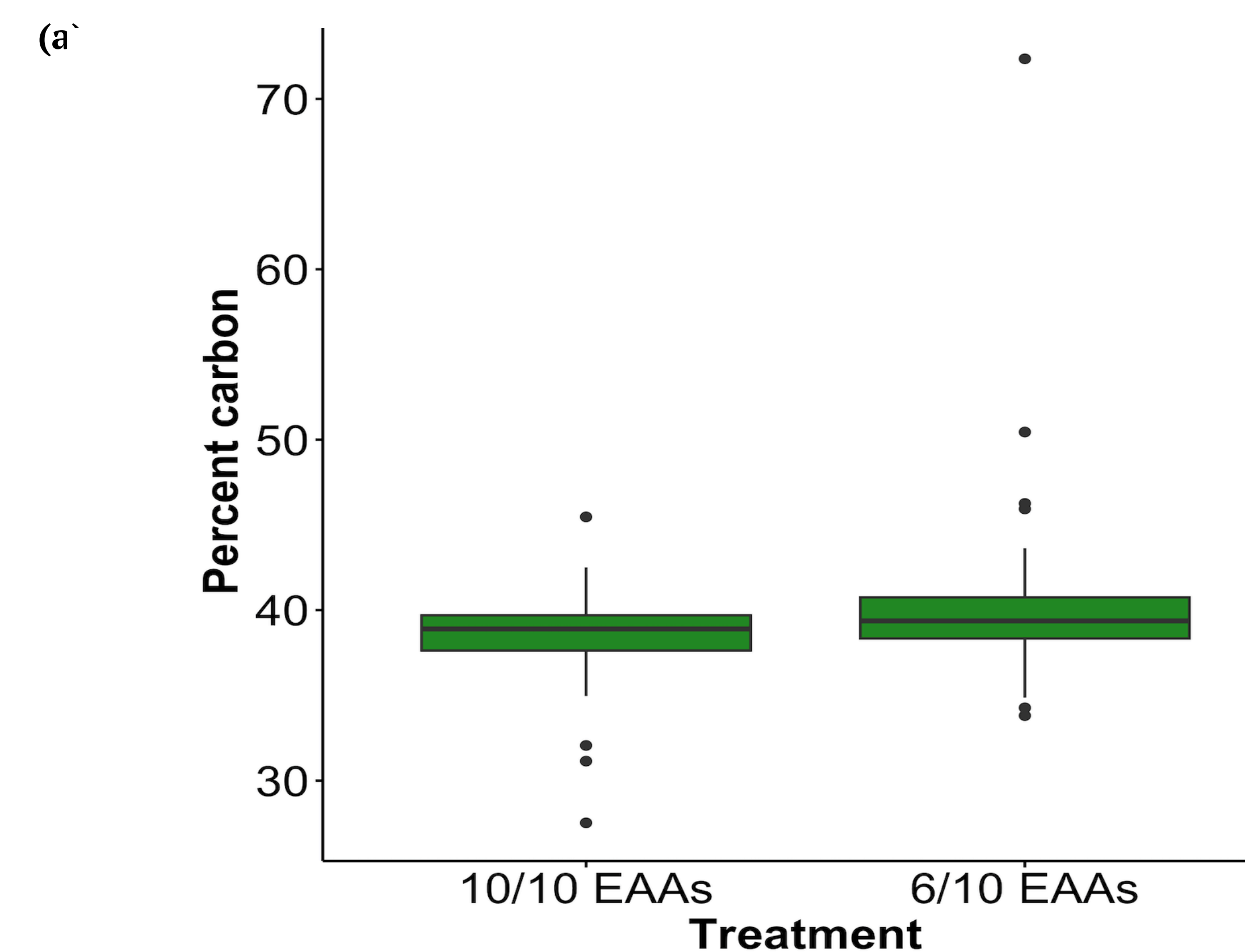


Figure 3. (a) Percent carbon in 10/10 EAAs and 6/10 EAAs treatments. (b) Percent nitrogen in 10/10 EAAs and 6/10 EAAs treatments. (c) Carbon to nitrogen ratio in 10/10 EAAs and 6/10 EAAs treatments.

Acknowledgements

This research was supported by the Providence College Biology Department, previous fieldwork conducted by Rachael E. Bonoan, James Gonzalez & Philip T. Starks (Tufts University). Thanks to Southeastern New England Educational and Charitable Foundation for providing funds for the elemental analyzer.



References

- Auclair, J. L., & Jamieson, C. A. (1948). A qualitative analysis of amino acids in pollen collected by bees. *Science*, 108(2805), pp. 357-358. Retrieved from <http://www.jstor.org/stable/1677287>
- Bonoan, Rachael E., Gonzalez, James, & Starks, Philip T. (2020) The perils of forcing a generalist to be a specialist: lack of dietary essential amino acids impacts honey bee pollen foraging and colony growth, *Journal of Apicultural Research*, 59:1, 95-103, DOI: 10.1080/00218839.2019.1656702
- DeGroot, A. P. (1953). Protein and the amino acid requirements of the honey bee (*Apis Mellifica* L.).
- Loper, G. M., & Cohen, A. C. (1987). Amino acid content of dandelion pollen, a honey bee (*Hymenoptera: Apidae*) nutritional evaluation. *Journal of Economic Entomology*, 80(1), pp. 14-17. doi:10.1093/jee/80.1.14 Retrieved from <http://dx.doi.org/10.1093/jee/80.1.14>
- Nicolson, S. W., & Human, H. (2012). Chemical composition of the 'low quality' pollen of sunflower (*Helianthus annuus*, Asteraceae). *Apidologie*, 44(2), pp. 144-152. doi:10.1007/s13592-012-0166-5
- Standifer, L. N., Mccaughey, W. F., Dixon, S. E., Gilliam, M., & Loper, G. M. (1980). Biochemistry and microbiology of pollen collected by honey bees (*Apis mellifera* L.) from almond, *Prunus dulcis* II. Protein, amino acids and enzymes (1). *Apidologie*, 11(2), pp. 163-171.