



Scaling in the CGIAR ecosystem – Performance and Results Management

CGIAR week of science and practice of scaling
agri-food system innovation

Julien Colomer, Interim Lead, CGIAR Portfolio
Performance Unit

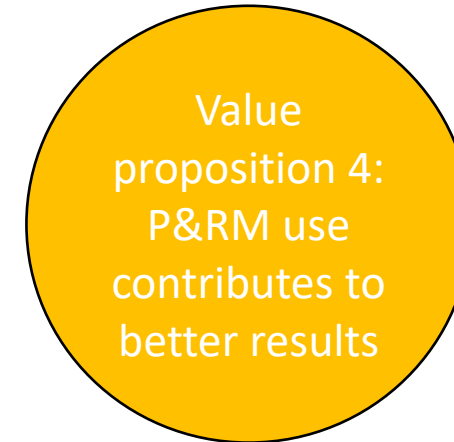
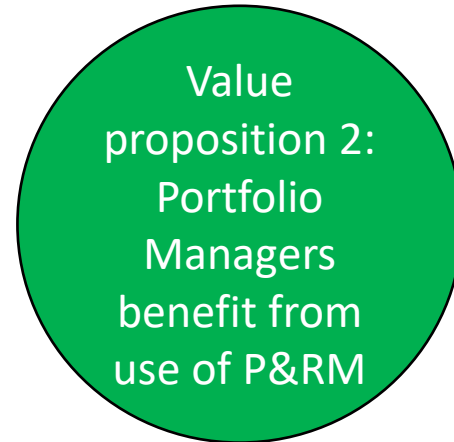
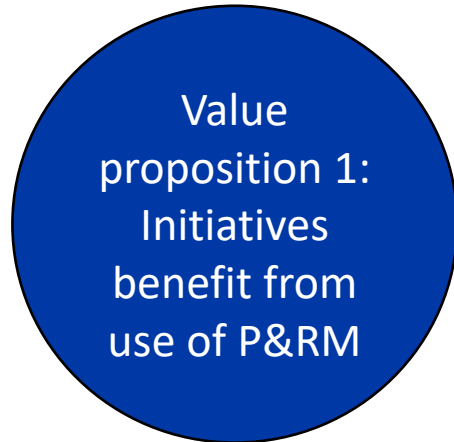
22 November 2022

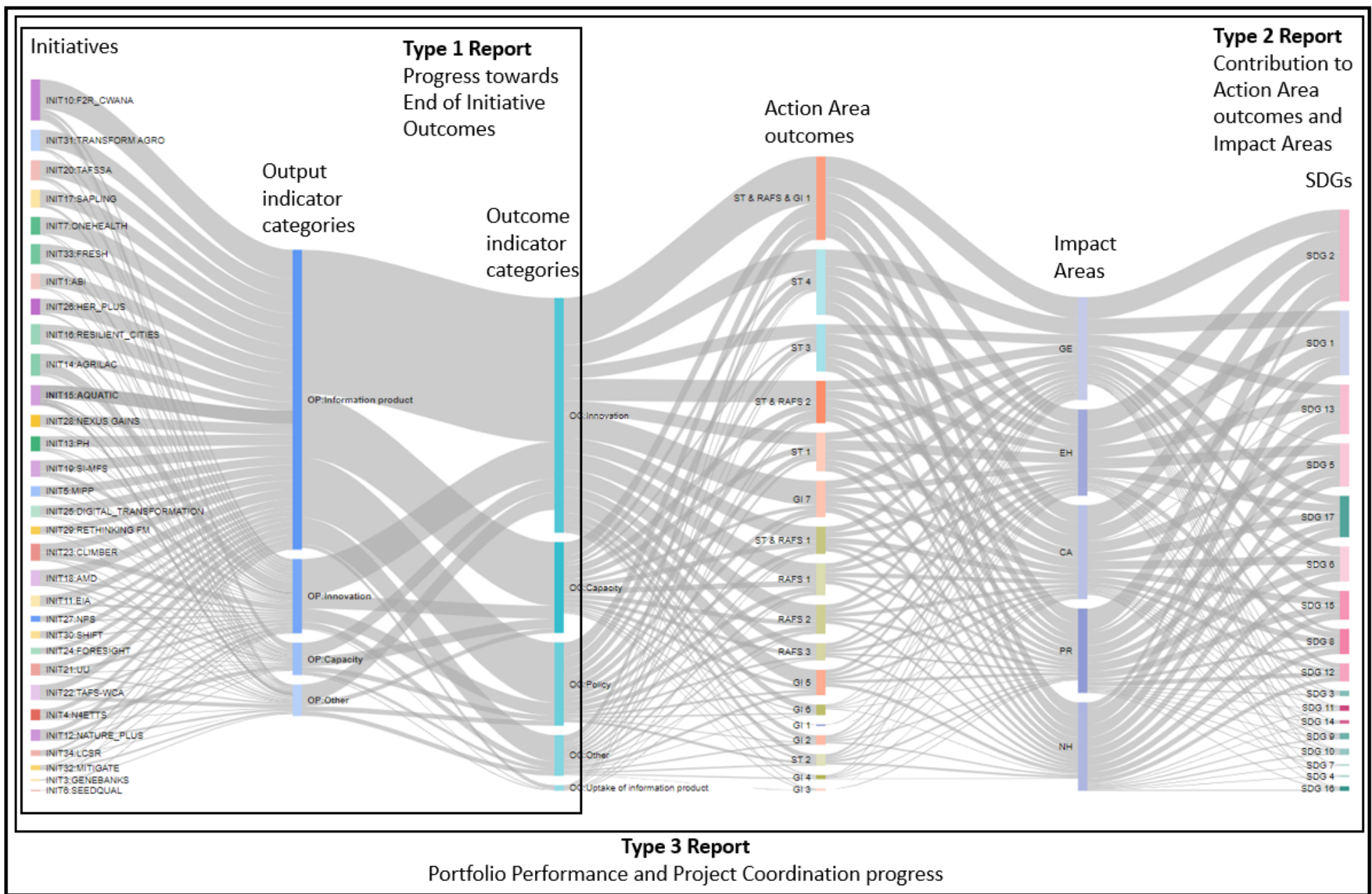
Nairobi, Kenya

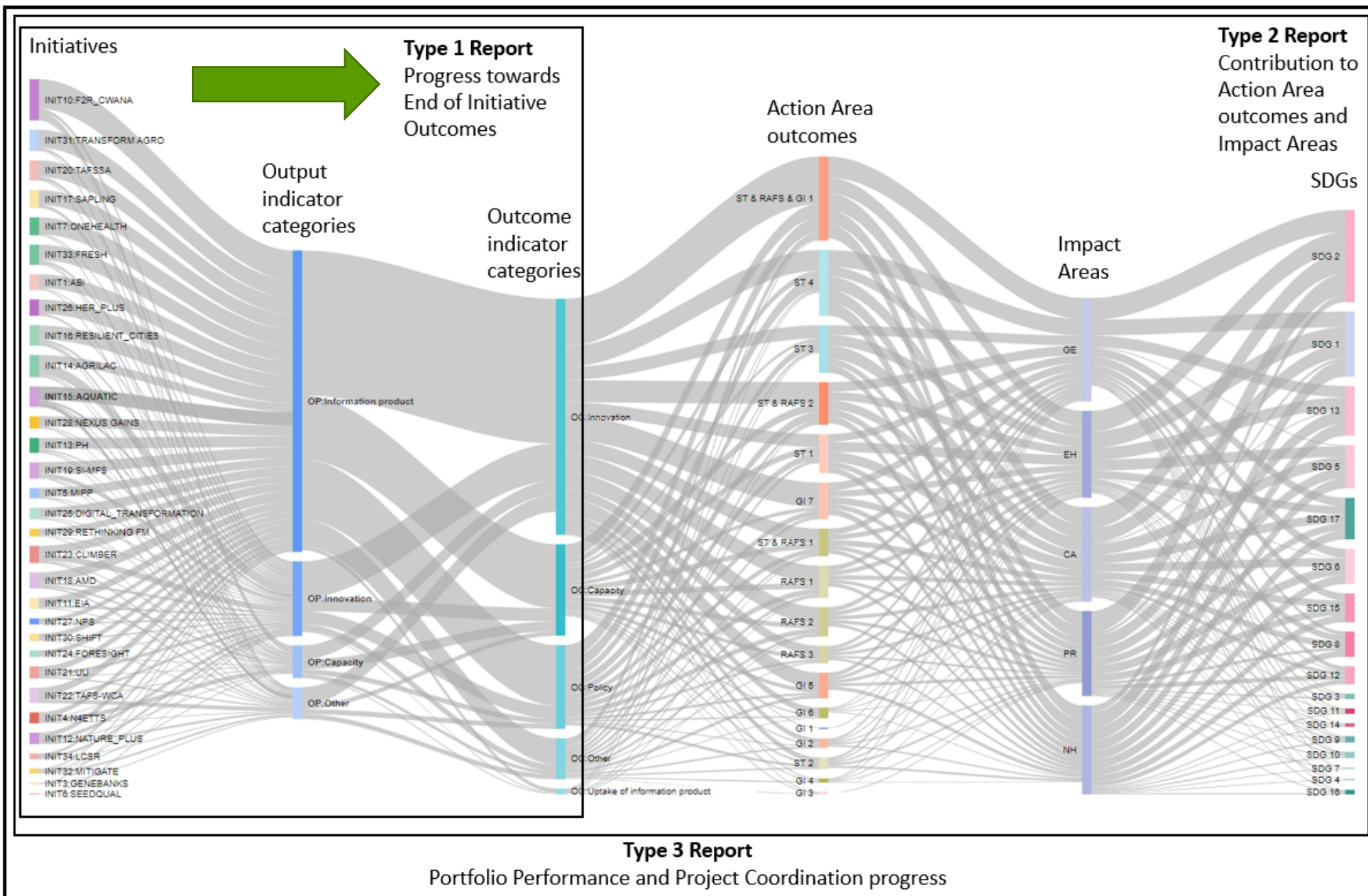
Building Blocks

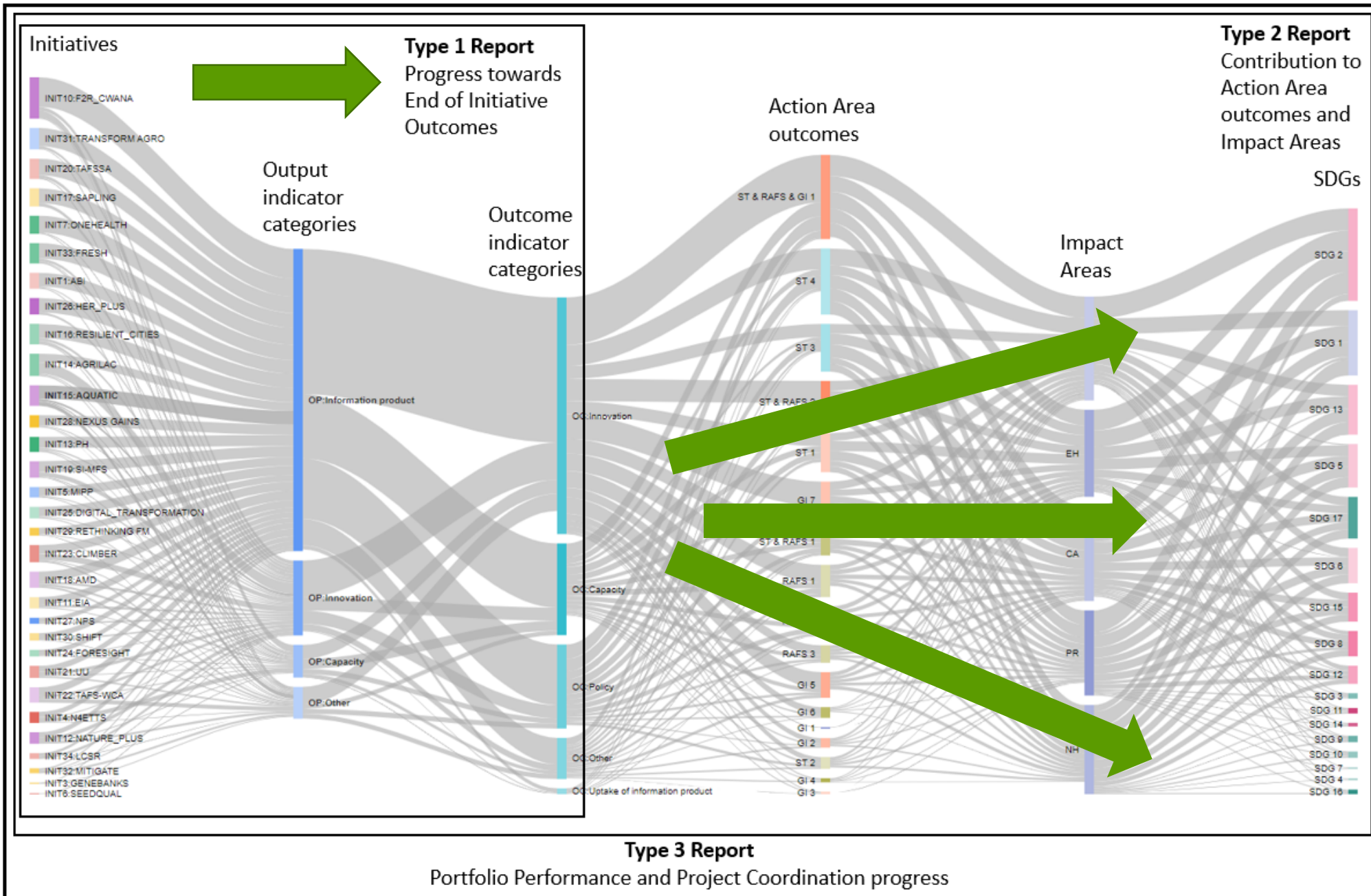
- **Better Technical Reporting**
 - Assurance, transparency, adaptive management
 - Report, Reflect, Re-plan
- **Portfolio Analytics and Insights**
 - Demand-driven decision support
 - Soft drink machine & the hotel bar
- **Innovation Portfolio Management**
 - Innovation Packages & Scaling Readiness
 - Pipeline development

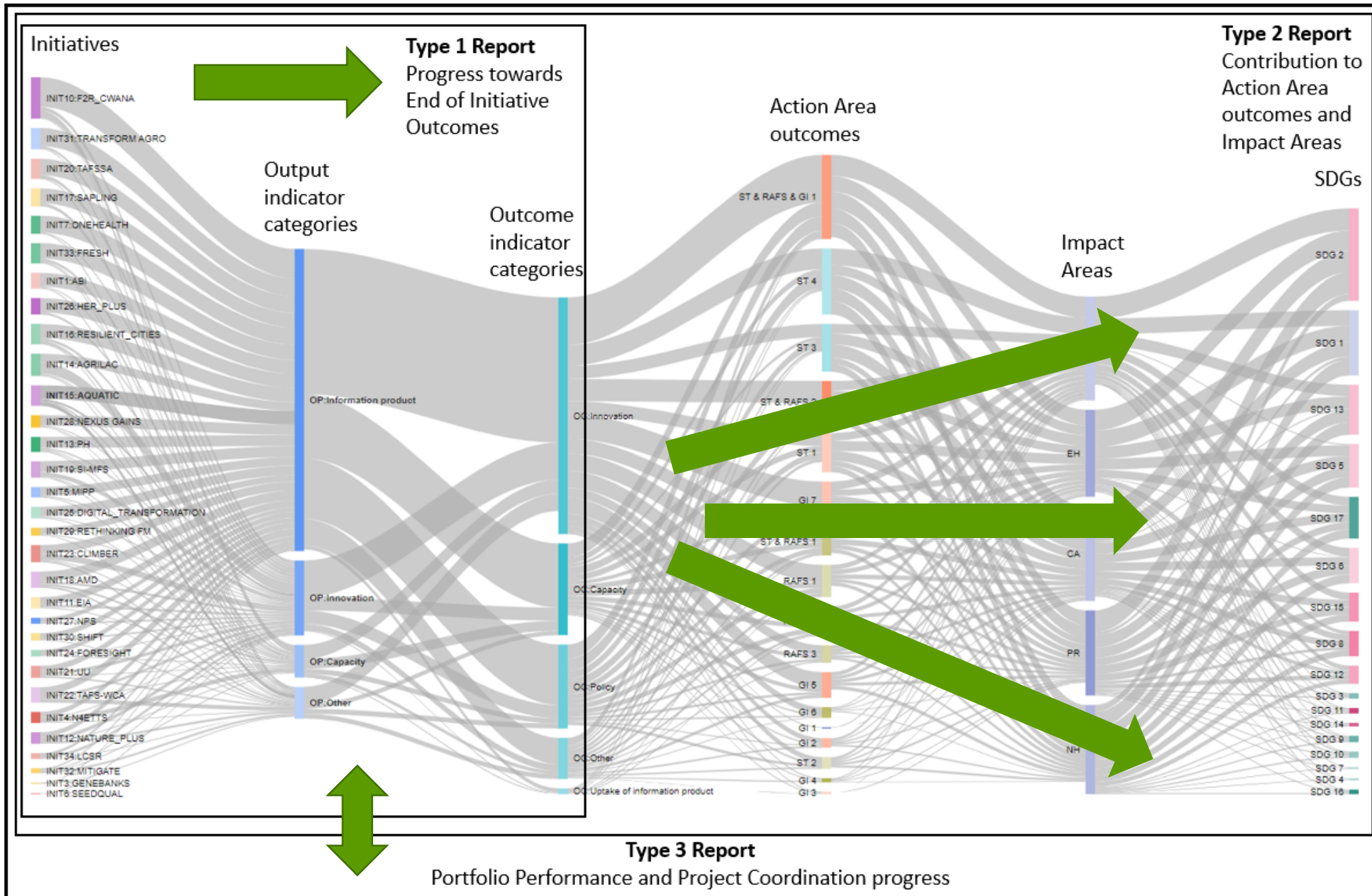
Value proposition











Portfolio analytics – existing data



IMPACT RESEARCH DASHBOARDS NEWS & EVENTS HOW WE WORK FUNDERS

Research Programs All Years

- Home
- Search by
 - Location
 - Partners
 - SDG
- Results
 - SLOs
 - OICRs
 - Innovations
 - Policies
 - Milestones
 - Partnerships
 - Capacity Development
 - Altmetric
 - Peer Reviewed Papers
- MELIA Studies
- Genebanks
- Glossary

Search by Location

Use this dashboard to search by results in a specific country or region.

GO TO GLOSSARY

Country (All) Region (All)



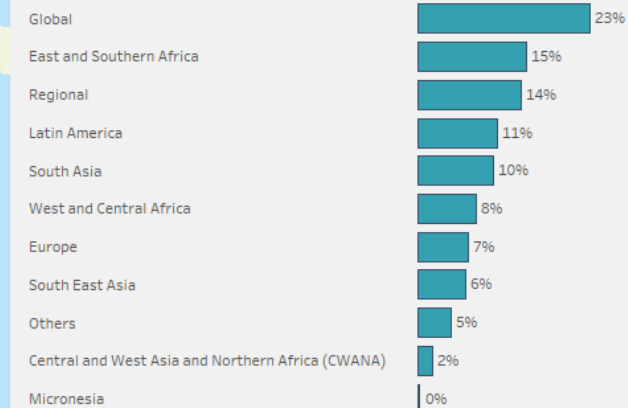
Search by Country

Select one or more countries to filter



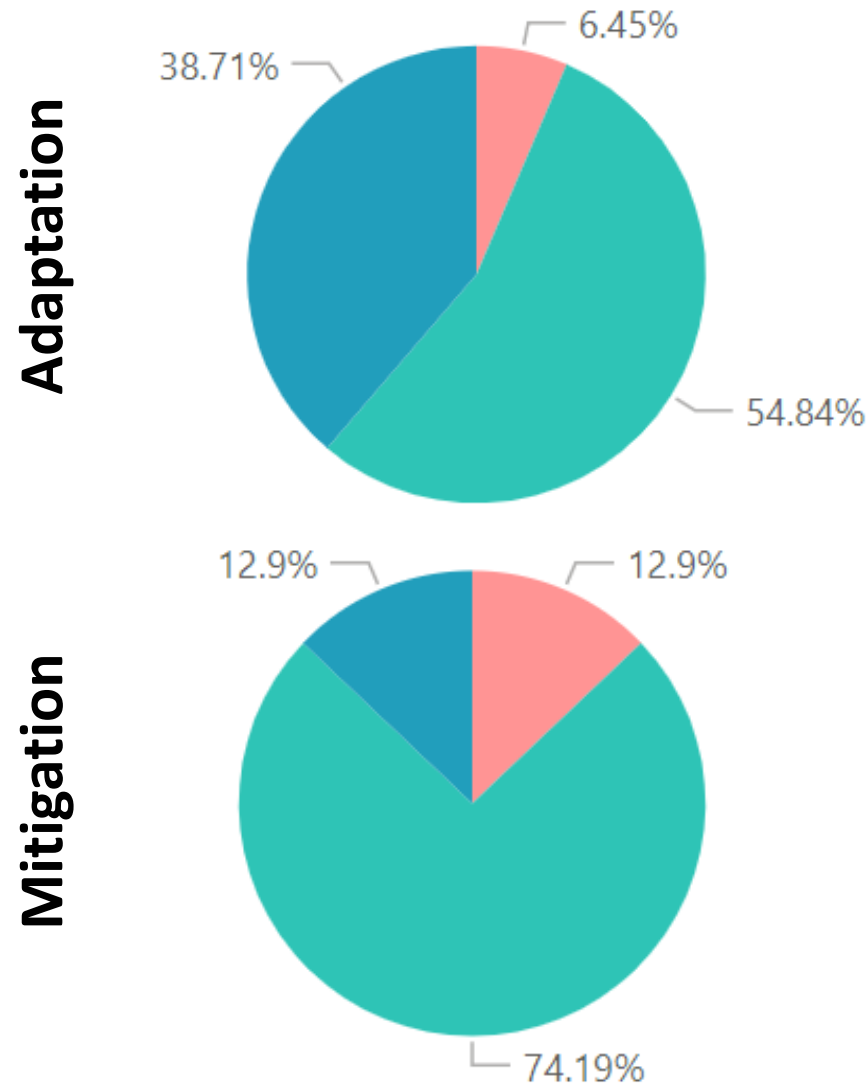
Region Activity

Click on a region to filter



<https://www.cgiar.org/food-security-impact/results-dashboard/>

Portfolio analytics: Climate focus



Climate adaptation is:


- a **principal objective** for 12 Initiatives (39% of the portfolio)
- a **significant objective** for a further 55% of the portfolio

Climate mitigation is:

- a **principal objective** for 4 Initiatives (13% of the portfolio)
- a **significant objective** for a further 74% of the portfolio

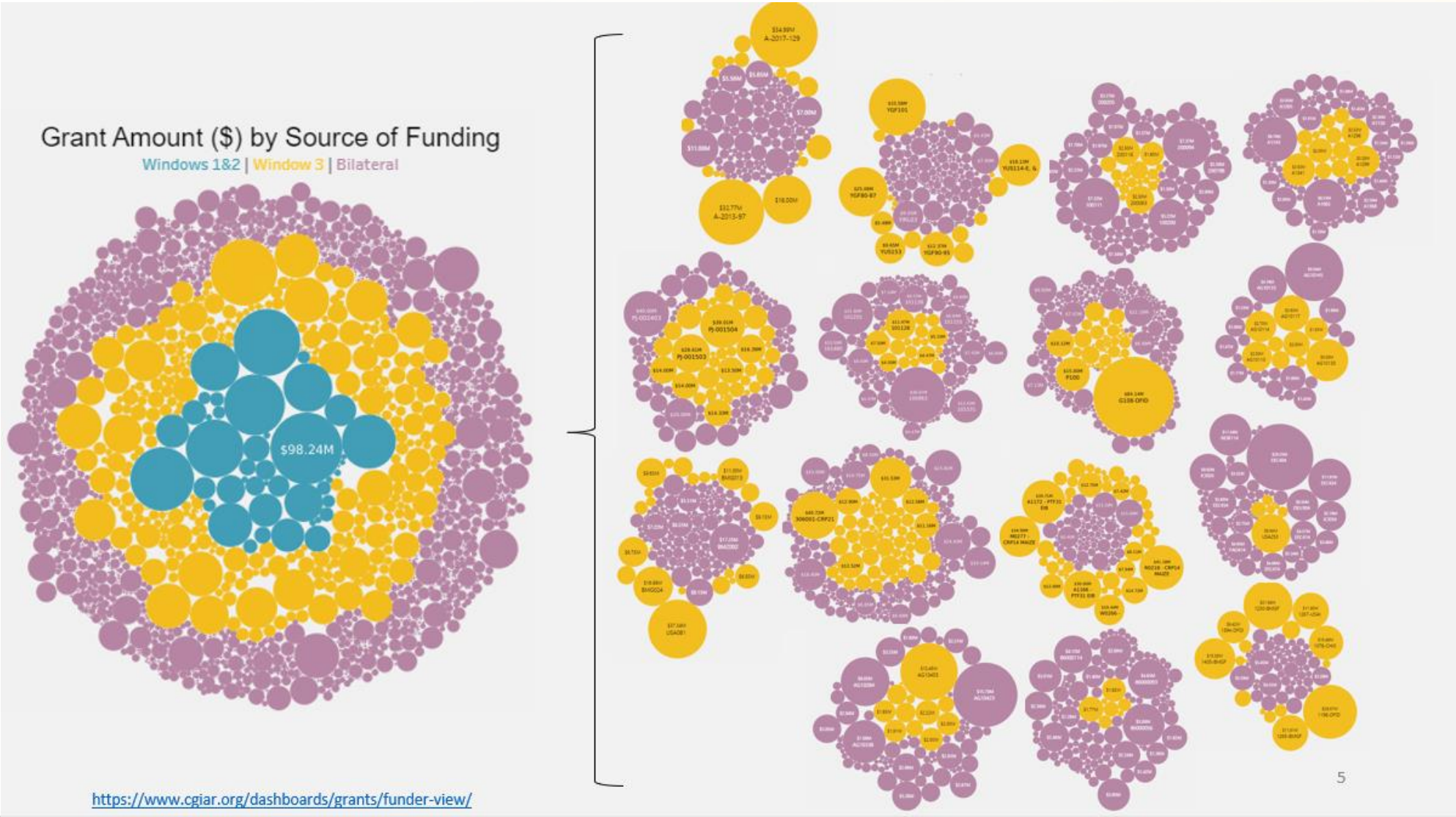
Portfolio analytics – Partner networks

Partners headquartered in the Global South – by type




Institution Type	Proportion of partners headquartered in Global South
Government	80.4%
National/local research Institution	85.7%
Regional Organization	95.8%
Private company (other than financial)	61.8%
International NGO	29.9%
CGIAR Center	78.9%
National/Local NGO	90.9%
International/regional research institution	25.5%
Associations (other than regional organizations, extension, and farmer/community level)	78.1%
Other	65.7%
International Organization (other than financial or research)	13.2%
International/regional financial institution	16.4%
National/local financial institution	100.0%
Farmer level/community level organization	100.0%
Foundation	11.1%
Agricultural advisory and/or extension services	28.6%
Bilateral development agency/bank	0.0%

Advanced indicator management



Innovation Portfolio management



[Home](#) [About](#) [Search](#) [Analytics](#) [Contact us](#)

Guest (Innovation User) [Login](#)

Filter by CGIAR Action Areas

Systems transformation

Resilient agricultural systems

Genetic innovation

Filter by CGIAR Impact Areas

Nutrition, health, and food security

Poverty reduction, livelihoods and jobs

Gender equality, youth and inclusion

Climate adaptation and mitigation

Environmental health and literacy

Filter by Sustainable Development Goals

1 No poverty

2 Zero hunger

3 Good health and well-being

4 Quality education

5 Gender equality

6 Clean water and sanitation

7 Affordable and clean energy

8 Decent work and economic growth

9 Industry, innovation and infrastructure

10 Reduced inequalities

11 Sustainable cities and communities

12 Responsible consumption and production

13 Climate action

14 Life below water


15 Life on land

16 Peace, justice and strong institutions

17 Partnerships for sustainable development

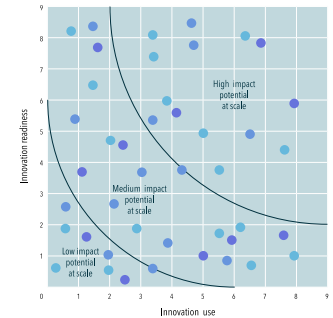
Filter by Regions of Implementation

CGIAR Core Innovations (2538 on 1 Jan 2022)



■ Resilient Agrifood Systems 807	■ Genetic Innovation 1430
■ Systems Transformation 301	

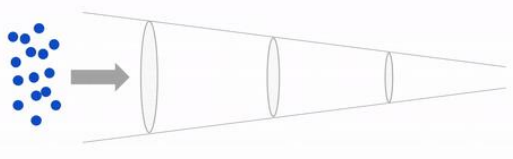
Scaling Readiness of CGIAR Innovation Packages



Filters:

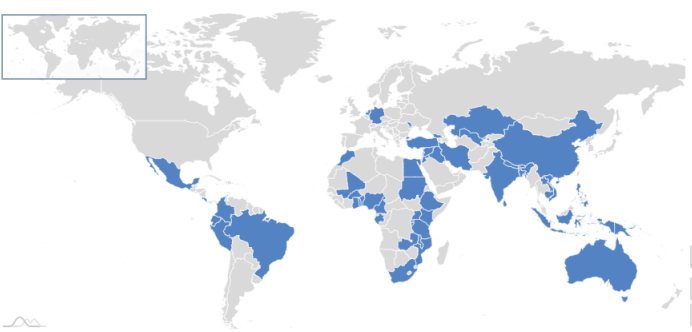
- Action Area(s)
- Country/ies
- Region(s)
- SDGs focus
- Impact Area focus
- Rising STAR Innovations
- Relative CGIAR investment
- Year(s)

CGIAR Innovation Portfolio Management and Stage-Gating



Discovery <i>(Low Readiness, Low Use)</i> USD 200M CGIAR investment in 2022	Pilot <i>(Medium Readiness, Low Use)</i> USD 400M CGIAR investment in 2022	Incubate <i>(High Readiness, Medium Use)</i> USD 300M CGIAR investment in 2022	Accelerate/ Scale <i>(High Readiness, High Use)</i> USD 200M CGIAR investment in 2022
--	---	---	--

Countries of Implementation



Thank You!