

<https://helda.helsinki.fi>

Massive Quarks at One Loop in the Dipole Picture of Deep Inelastic Scattering

Beuf, G.

2022-08-12

Beuf , G , Lappi , T & Paatelainen , R 2022 , ' Massive Quarks at One Loop in the Dipole Picture of Deep Inelastic Scattering ' , Physical Review Letters , vol. 129 , no. 7 , 072001 . <https://doi.org/10.1103/PhysRevLett.129.072001>

<http://hdl.handle.net/10138/351478>

<https://doi.org/10.1103/PhysRevLett.129.072001>

cc_by
publishedVersion

Downloaded from Helda, University of Helsinki institutional repository.

This is an electronic reprint of the original article.

This reprint may differ from the original in pagination and typographic detail.

Please cite the original version.

Massive Quarks at One Loop in the Dipole Picture of Deep Inelastic Scattering

G. Beuf¹, T. Lappi^{2,3} and R. Paatelainen^{4,3}

¹*Theoretical Physics Division, National Centre for Nuclear Research, Pasteura 7, Warsaw 02-093, Poland*

²*Department of Physics, P.O. Box 35, 40014 University of Jyväskylä, Finland*

³*Helsinki Institute of Physics, P.O. Box 64, 00014 University of Helsinki, Finland*

⁴*Department of Physics, P.O. Box 64, 00014 University of Helsinki, Finland*

 (Received 12 April 2022; accepted 14 July 2022; published 12 August 2022)

We calculate the light cone wave functions for a virtual photon to split into quark-antiquark states, including for the first time quark masses at one loop accuracy. These wave functions can be used to calculate cross sections for several precision probes of perturbative gluon saturation at the Electron-Ion Collider. Using these wave functions we derive, for the first time, the dipole picture deep inelastic scattering cross sections at one loop for longitudinal and transverse virtual photons including quark masses. The quark masses are renormalized in the pole mass scheme, satisfying constraints from the requirement of Lorentz invariance of the quark Dirac and Pauli form factors.

DOI: [10.1103/PhysRevLett.129.072001](https://doi.org/10.1103/PhysRevLett.129.072001)

Introduction.—It is believed that in very high energy hadronic collisions, the partonic constituents of hadrons and nuclei exhibit a qualitatively new kind of gluon saturation behavior, characterized by strong nonlinear interactions even at short distance scales where the coupling is weak. An experimentally clean way to study this regime are high energy deep inelastic scattering (DIS) experiments. Studying gluon saturation is a key science goal of the future Electron-Ion Collider (EIC) [1,2], which will address it with a broad program of precision measurements. The EIC can reach further into the saturation regime than previous measurements at HERA, because it also collides heavy nuclei, where saturation phenomena are enhanced [3].

One could search for signals of gluon saturation in the renormalization group evolution of cross sections as functions of the kinematical variables Q^2 and x [4,5]. With the EIC collision energy, however, the kinematical lever arm to distinguish fine details or asymptotic features of evolution is limited, since evolution is only logarithmic in Q^2 or x . Instead, one must most likely look for evidence of saturation in a combination of high precision measurements of different processes. Of particular interest are processes involving charm quarks, where the quark mass is heavy enough to justify a weak coupling treatment, but light enough to be sensitive to saturation effects. In a collinear factorization picture, the charm cross section is

one of the most sensitive probes of small- x gluons at the EIC [6]. To access gluon saturation it is better to use instead the coordinate space dipole picture [7–12] of DIS, where the virtual photon emitted by the electron first splits to partonic constituents, which then eikonally interact with the target. The dipole picture naturally involves the eikonal scattering amplitudes, Wilson lines, used to quantify gluon saturation in the CGC picture [13–15]. In the dipole picture light quarks are affected by contributions of nonperturbatively large dipoles in the “aligned jet” configurations [16,17], but heavy quarks are safe from this part of phase space.

The theoretical framework of choice to understand saturation and the dipole picture in high energy DIS is QCD light cone perturbation theory [18–21] (LCPT). Here one first calculates the photon light cone wave function (LCWF) describing the probability amplitude of the photon to split into a partonic state. The LCWF is a universal quantity in perturbative field theory. It is a necessary ingredient in cross section calculations for different inclusive and exclusive scattering processes [17,22–31]. Recently, the photon LCWF has been calculated to one loop accuracy in QCD perturbation theory [32–34] leading to a description of the HERA inclusive cross section [35] with massless quarks (see also Refs. [36,37]). In this Letter we report the result of the calculation of the so far unknown NLO $\gamma_T^* \rightarrow q\bar{q}$ wave function with massive quarks.

This Letter is accompanied by a longer paper [38] with full technical details on the calculation for the transverse photon, the longitudinal photon having already been presented in Ref. [39] (see also Ref. [40]). In a separate follow-up paper we will discuss the issue of quark mass renormalization in LCPT in more detail.

Published by the American Physical Society under the terms of the Creative Commons Attribution 4.0 International license. Further distribution of this work must maintain attribution to the author(s) and the published article's title, journal citation, and DOI. Funded by SCOAP³.

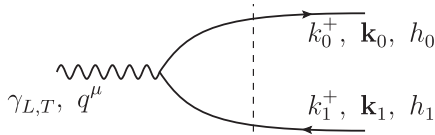


FIG. 1. The only diagram for the virtual photon-to-quark-antiquark wave function at leading order. There is one energy denominator, denoted with a dashed line.

Computational setup.—

*Loop calculations in LCPT.—*We use the Hamiltonian LCPT formulation of perturbative QCD [18–21]. This approach is an ideal one for high energy scattering, where particles move on lightlike trajectories. The additional advantage of the LCPT formulation in light cone gauge is that only physical degrees of freedom are present in the calculation, which comes at the expense of having additional “instantaneous” four-particle interactions. An unfortunate disadvantage is that because of the separate treatment of longitudinal and transverse coordinates, the theory is not manifestly Lorentz invariant at the quantum level.

In the LCPT approach, one develops the full quantum state of the incoming particle, in this case the virtual photon, in a Fock state expansion of bare states. At small x , the partons interact with the color fields of the target, thus only Fock states consisting of quarks and gluons are of relevance here. The leading such component in the photon state is the quark-antiquark dipole, depicted in Fig. 1. At NLO one also needs to include corrections from gluon loops, and gluon emission diagrams, i.e., $q\bar{q}g$ Fock states.

The coefficients of the expansion of the interacting (photon) state in terms of bare states are known as light cone wave functions. Perturbatively they are obtained in terms of a set of diagrammatical rules [21,41]. For every vertex one includes a matrix element depending on the helicities, polarizations, and momenta. Instantaneous vertices are denoted by vertical crossed lines (time propagates from left to right). For every intermediate state (including the final state), one includes a light cone energy denominator which, in a covariant perturbation theory language, originates from integrating over the light cone energy k^- and setting it on shell using the pole of a propagator. One then integrates over loop momenta and sums over internal helicities.

The leading order $\gamma^* \rightarrow q\bar{q}$ wave function (see, e.g., Refs. [7,9,10,22]) is obtained by evaluating the diagram of

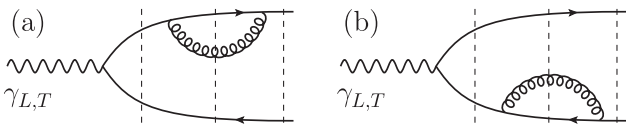


FIG. 2. Quark self-energy diagrams for the $\gamma^* \rightarrow q\bar{q}$ LCWF, with three energy denominators (dashed lines).

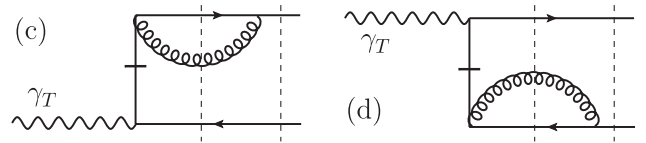


FIG. 3. Instantaneous self-energy diagrams for the $\gamma^* \rightarrow q\bar{q}$ LCWF, with two energy denominators (dashed lines); these diagrams do not exist for longitudinal photons.

Fig. 1, with one gauge boson-fermion vertex and one energy denominator. The diagrams needed for the NLO calculation are the same as in the massless case [32–34], as are most other calculational details. For our calculation we need first the self-energy corrections for the fermions, Fig. 2. For transverse photons, there is also a self-energy correction from an instantaneous interaction, Fig. 3. The photon-quark-antiquark vertex gets corrections from normal physical gluons, Fig. 4, and also from instantaneous interactions, Fig. 5. We have evaluated all these diagrams.

The loop momenta are integrated over in $2 - 2\epsilon$ transverse dimensions, with a cutoff α regularizing any soft divergences arising from longitudinal momentum integrals in the $k^+ \rightarrow 0$ limit. After integrating over the loop momenta one sums over internal helicities and gluon polarizations. We have performed the helicity sums both in the conventional dimensional regularization (CDR) scheme as in Refs. [32,33], and in the four-dimensional helicity (FDH) scheme as in Ref. [34], with equal results for the cross sections.

*Mass renormalization.—*At this order also the quark mass is renormalized. In our Hamiltonian LCPT approach one first derives from the Lorentz-invariant Lagrangian a Hamiltonian, which is then canonically quantized in light cone gauge $A^+ = 0$. In the Hamiltonian the fermion mass appears in two separate terms [42]. The free part has a “kinetic mass,” determining the relation between light cone energy $k^- = (\mathbf{k}^2 + m^2)/(2k^+)$ and three-momentum (\mathbf{k}, k^+) . There is also the “vertex mass,” the coefficient of the light cone helicity flip term of the gauge boson- $q\bar{q}$ vertex [see Eq. (1)]. The latter did not need to be renormalized in for the longitudinal photon [39].

Lorentz invariance at the original Lagrangian level guarantees that the kinetic and vertex masses are equal in nature. Regularization methods that break Lorentz invariance, such as the transverse dimensional regularization combined with longitudinal cutoffs used in our previous calculations for massless quarks, Refs. [32–34],

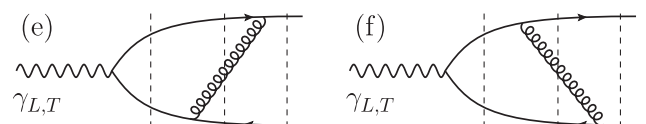


FIG. 4. Vertex correction diagrams, with three energy denominators.

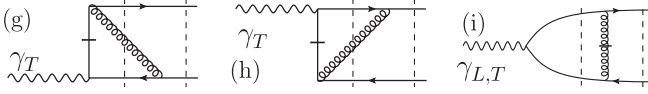


FIG. 5. Instantaneous vertex correction diagrams, only the last one appears for longitudinal photons.

require the restoration of this invariance at the loop level by separate renormalization conditions for the kinetic and vertex masses. This was already known from the pioneering LCPT calculations of Refs. [43–46]. One can, however, slightly modify the regularization procedure by including, in addition to the diagrams appearing here, also the “self-induced inertia” or “seagull” diagrams [21,47,48] before the integrations. In the latter case, it becomes possible to maintain the equality of the vertex and kinetic masses.

Spinor structure.—Our calculation is organized in terms of possible independent spinor structures of the wave function. The spinor structure of the leading order light-cone gauge $\gamma_T^*(q) \rightarrow q(k_0)\bar{q}(k_1)$ matrix element can be decomposed (see, e.g., Ref. [39]) in terms of three independent spinor structures as

$$\begin{aligned} \bar{u}(0)\not{\epsilon}_\lambda(q)v(1) = & \frac{q^+}{2k_0^+k_1^+} \left\{ \left[\frac{k_0^+ - k_1^+}{q^+} \delta^{ij} \bar{u}(0)\gamma^+ v(1) \right. \right. \\ & \left. \left. + \frac{1}{2} \bar{u}(0)\gamma^+ [\gamma^i, \gamma^j] v(1) \right] \mathbf{P}^i \right. \\ & \left. - m \bar{u}(0)\gamma^+ \gamma^j v(1) \right\} \boldsymbol{\epsilon}_\lambda^j, \end{aligned} \quad (1)$$

where i, j are transverse indices and $\mathbf{P} = (k_1^+/q^+)\mathbf{k}_0 - (k_0^+/q^+)\mathbf{k}_1$ is the $q\bar{q}$ relative transverse momentum. The result for the $\gamma_T^* \rightarrow q\bar{q}$ wave function after evaluating all the loop diagrams, Figs. 2–5, can be decomposed in terms of four structures,

$$\begin{aligned} \bar{u}(0)\not{\epsilon}_\lambda(q)v(1) & \left[1 + \left(\frac{\alpha_s C_F}{2\pi} \right) \mathcal{V}^T \right] \\ & + \frac{q^+}{2k_0^+k_1^+} (\mathbf{P} \cdot \boldsymbol{\epsilon}_\lambda) \bar{u}(0)\gamma^+ v(1) \left(\frac{\alpha_s C_F}{2\pi} \right) \mathcal{N}^T \\ & + \frac{q^+}{2k_0^+k_1^+} \frac{(\mathbf{P} \cdot \boldsymbol{\epsilon}_\lambda)}{\mathbf{P}^2} \mathbf{P}^j m \bar{u}(0)\gamma^+ \gamma^j v(1) \left(\frac{\alpha_s C_F}{2\pi} \right) \mathcal{S}^T \\ & - \frac{q^+}{2k_0^+k_1^+} m \boldsymbol{\epsilon}_\lambda^j \bar{u}(0)\gamma^+ \gamma^j v(1) \left(\frac{\alpha_s C_F}{2\pi} \right) \mathcal{M}^T, \end{aligned} \quad (2)$$

where $\alpha_s = g^2/4\pi$ is the QCD coupling constant, $C_F = (N_c^2 - 1)/(2N_c)$ and N_c is the number of colors. We obtain the functions $\mathcal{V}^T, \mathcal{N}^T, \mathcal{S}^T$, and \mathcal{M}^T by evaluating the loop diagrams. For the longitudinal photon, one can perform a similar, but simpler decomposition. Comparing Eqs. (1) and (2) we can see that the vertex mass is related to \mathcal{M}^T .

On-shell renormalization scheme.—For mass renormalization in the on-shell scheme we must look at the wave

function in a specific kinematical configuration that we refer to as the *on-shell point*, corresponding to a timelike virtual photon with $q^- = [q^+/(2k_0^+k_1^+)](\mathbf{P}^2 + m^2)$ (for $\mathbf{q} = 0$). Note that the physical region for DIS is spacelike, $q^- < 0$. From Lorentz invariance we know that at the on-shell point the whole $\gamma^* q\bar{q}$ vertex function can be expressed in terms of two known scalar functions, the Dirac and Pauli form factors,

$$F_D(q^2/m^2) \bar{u}(0)\gamma^\mu v(1) + F_P(q^2/m^2) \frac{iq_\nu}{2m} \bar{u}(0)\sigma^{\mu\nu} v(1). \quad (3)$$

It is a straightforward exercise to express $F_D(q^2/m^2)$ and $F_P(q^2/m^2)$ in terms of $\mathcal{V}^T, \mathcal{N}^T, \mathcal{S}^T$, and \mathcal{M}^T .

One mass renormalization condition is given by the requirement that the self-energy diagrams in Figs. 2 and 3 do not have a pole at the on-shell point, as discussed explicitly in Ref. [39]. For a Lorentz-invariant regularization including the self-induced inertia diagrams, no other conditions are needed and the four conditions for $\mathcal{V}^T, \mathcal{N}^T, \mathcal{S}^T$, and \mathcal{M}^T at the on-shell point are additional nontrivial checks of our result. On the other hand, with the regularization scheme of Refs. [32–34], the condition on \mathcal{M}^T becomes an additional vertex mass renormalization condition, leaving three consistency checks for $\mathcal{V}^T, \mathcal{N}^T$, and \mathcal{S}^T . In both cases our result for the mass-renormalized wave function is the same.

From wave function to cross section.—To calculate the inclusive DIS cross section, one additionally needs to specify the interaction of the state with the target proton or nucleus. In the CGC formalism [15] this is described by an eikonal interaction with a nonperturbatively strong color field. The field is parametrized in terms of Wilson lines as functions of the transverse coordinate. Thus one must, after performing the mass renormalization, transform the LCWF’s into mixed transverse coordinate-longitudinal momentum space. The interactions of the mixed space states with the target bring in Wilson line correlators that are the same as in the massless case. Also similarly to the massless case, there are cancellations of divergences (appearing as $1/\epsilon$ poles) and scheme-dependent terms between the $q\bar{q}$ and $q\bar{q}g$ contributions. In order to obtain a manifestly finite expression for the cross section these must be subtracted from the $q\bar{q}g$ terms and added to the $q\bar{q}$ terms, as in the massless case [32–34]. We are performing this step within the same subtraction scheme as in Ref. [34].

Result and discussion.—For high energy QCD calculations one needs the wave function in mixed transverse coordinate-longitudinal momentum space. Some of the spinor matrix elements in Eq. (2) depend on the relative $q\bar{q}$ transverse momentum \mathbf{P} . Thus, what is needed are the scalar functions $\mathcal{V}^T, \mathcal{N}^T, \mathcal{S}^T$, and \mathcal{M}^T multiplied by specific powers of the transverse momentum and by the leading order energy denominator, Fourier transformed to coordinate space. We denote this multiplication and transformation by \mathcal{F} . The NLO $\gamma_T^* \rightarrow q\bar{q}$ LCWF, the main result of this Letter, can be written as

$$\begin{aligned} \tilde{\psi}_{\text{NLO}}^{\gamma^* \rightarrow q\bar{q}} = & -\frac{ee_f}{2\pi} \left(\frac{\alpha_s C_F}{2\pi} \right) \left\{ \left[\left(\frac{k_0^+ - k_1^+}{q^+} \right) \delta^{ij} \bar{u}(0) \gamma^+ v(1) + \frac{1}{2} \bar{u}(0) \gamma^+ [\gamma^i, \gamma^j] v(1) \right] \mathcal{F}[\mathbf{P}^i \mathcal{V}^T] + \bar{u}(0) \gamma^+ v(1) \mathcal{F}[\mathbf{P}^j \mathcal{N}^T] \right. \\ & \left. + m \bar{u}(0) \gamma^+ \gamma^i v(1) \mathcal{F} \left[\left(\frac{\mathbf{P}^i \mathbf{P}^j}{\mathbf{P}^2} - \frac{\delta^{ij}}{2} \right) \mathcal{S}^T \right] - m \bar{u}(0) \gamma^+ \gamma^j v(1) \mathcal{F} \left[\mathcal{V}^T + \mathcal{M}^T - \frac{\mathcal{S}^T}{2} \right] \right\} \mathbf{e}_\lambda^j. \end{aligned} \quad (4)$$

The contribution from \mathcal{V}^T reads

$$\begin{aligned} \mathcal{F}[\mathbf{P}^i \mathcal{V}^T] = & \frac{i\mathbf{x}_{01}^i}{|\mathbf{x}_{01}|} \left(\frac{\kappa_z}{2\pi|\mathbf{x}_{01}|} \right)^{\frac{D_s-2}{2}} \left\{ \left[\frac{3}{2} + \log\left(\frac{\alpha}{z}\right) + \log\left(\frac{\alpha}{1-z}\right) \right] \left\{ \frac{(4\pi)^{2-\frac{D_s}{2}}}{(2-\frac{D_s}{2})} \Gamma\left(3-\frac{D_s}{2}\right) + \log\left(\frac{|\mathbf{x}_{01}|^2 \mu^2}{4}\right) + 2\gamma_E \right\} \right. \\ & \left. + \frac{1}{2} \frac{(D_s-4)}{(D-4)} \right\} \kappa_z K_{\frac{D_s-1}{2}}(|\mathbf{x}_{01}|\kappa_z) + \frac{i\mathbf{x}_{01}^i}{|\mathbf{x}_{01}|} \left\{ \left[\frac{5}{2} - \frac{\pi^2}{3} + \log^2\left(\frac{z}{1-z}\right) + \Omega_{\mathcal{V}}^T + L \right] \kappa_z K_1(|\mathbf{x}_{01}|\kappa_z) + I_{\mathcal{V}}^T \right\}, \end{aligned} \quad (5)$$

where we have defined $\kappa_z = \sqrt{z(1-z)Q^2 + m^2}$ with $z = k_0^+/q^+$. Here $|\mathbf{x}_{01}| = |\mathbf{x}_0 - \mathbf{x}_1|$ is the transverse size of the $q\bar{q}$ dipole and μ^2 is the transverse dimensional regularization scale. The factor $(D_s - 4)/(D - 4)$ is the regularization scheme dependent part, from which the FDH scheme result is obtained as $D_s \rightarrow 4$ and the CDR one as $D_s \rightarrow D = 4 - 2\epsilon$. The function K_ν is the modified Bessel function of the second kind and the functions $\Omega_{\mathcal{V}}^T$ and $I_{\mathcal{V}}^T$ are given by

$$\Omega_{\mathcal{V}}^T = \left(1 + \frac{1}{2z}\right) \left[\log(1-z) + \gamma \log\left(\frac{1+\gamma}{1+\gamma-2z}\right) \right] - \frac{1}{2z} \left[\left(z + \frac{1}{2}\right)(1-\gamma) + \frac{m^2}{Q^2} \right] \log\left(\frac{\kappa_z^2}{m^2}\right) + [z \leftrightarrow 1-z] \quad (6)$$

$$\begin{aligned} I_{\mathcal{V}}^T = & \int_0^1 \frac{d\xi}{\xi} \left(\frac{2\log(\xi)}{(1-\xi)} - \frac{(1+\xi)}{2} \right) \left\{ \sqrt{\kappa_z^2 + \frac{\xi(1-z)}{(1-\xi)} m^2} K_1\left(|\mathbf{x}_{01}| \sqrt{\kappa_z^2 + \frac{\xi(1-z)}{(1-\xi)} m^2}\right) - [\xi \rightarrow 0] \right\} \\ & - \int_0^1 d\xi \left(\frac{\log(\xi)}{(1-\xi)^2} + \frac{z}{(1-\xi)} + \frac{z}{2} \right) \frac{(1-z)m^2}{\sqrt{\kappa_z^2 + \frac{\xi(1-z)}{(1-\xi)} m^2}} K_1\left(|\mathbf{x}_{01}| \sqrt{\kappa_z^2 + \frac{\xi(1-z)}{(1-\xi)} m^2}\right) \\ & - \int_0^z \frac{d\chi}{(1-\chi)} \int_0^\infty \frac{du}{u(u+1)} \frac{m^2}{\kappa_\chi^2} \left[2\chi + \left(\frac{u}{1+u}\right)^2 \frac{1}{z} (z-\chi)(1-2\chi) \right] \\ & \times \left\{ \sqrt{\kappa_z^2 + u \frac{(1-z)}{(1-\chi)} \kappa_\chi^2} K_1\left(|\mathbf{x}_{01}| \sqrt{\kappa_z^2 + u \frac{(1-z)}{(1-\chi)} \kappa_\chi^2}\right) - [u \rightarrow 0] \right\} \\ & - \int_0^z \frac{d\chi}{(1-\chi)^2} \int_0^\infty \frac{du}{(u+1)} (z-\chi) \left[1 - \frac{2u}{1+u} (z-\chi) + \left(\frac{u}{1+u}\right)^2 \frac{1}{z} (z-\chi)^2 \right] \\ & \times \frac{m^2}{\sqrt{\kappa_z^2 + u \frac{(1-z)}{(1-\chi)} \kappa_\chi^2}} K_1\left(|\mathbf{x}_{01}| \sqrt{\kappa_z^2 + u \frac{(1-z)}{(1-\chi)} \kappa_\chi^2}\right) + [z \leftrightarrow 1-z]. \end{aligned} \quad (7)$$

Here, $[z \leftrightarrow 1-z]$ adds a term corresponding to the whole preceding expression with the replacement. Correspondingly, the \mathcal{N}^T contribution is

$$\mathcal{F}[\mathbf{P}^j \mathcal{N}^T] = \frac{i\mathbf{x}_{01}^j}{|\mathbf{x}_{01}|} \left\{ \Omega_{\mathcal{N}}^T \kappa_z K_1(|\mathbf{x}_{01}|\kappa_z) + I_{\mathcal{N}}^T \right\}, \quad (8)$$

where $\Omega_{\mathcal{N}}^T$ and $I_{\mathcal{N}}^T$ are given by

$$\Omega_{\mathcal{N}}^T = \frac{z+1-2z^2}{z} \left[\log(1-z) + \gamma \log\left(\frac{1+\gamma}{1+\gamma-2z}\right) \right] - \frac{(1-z)}{z} \left[\frac{2z+1}{2} (1-\gamma) + \frac{m^2}{Q^2} \right] \log\left(\frac{\kappa_z^2}{m^2}\right) - [z \leftrightarrow 1-z] \quad (9)$$

$$\begin{aligned}
 I_{\mathcal{N}}^T &= \frac{2(1-z)}{z} \int_0^z d\chi \int_0^\infty \frac{du}{(u+1)^3} \left\{ [(2+u)uz + u^2\chi] \sqrt{\kappa_z^2 + u \frac{(1-z)}{(1-\chi)} \kappa_\chi^2} K_1 \left(|\mathbf{x}_{01}| \sqrt{\kappa_z^2 + u \frac{(1-z)}{(1-\chi)} \kappa_\chi^2} \right) \right. \\
 &\quad \left. + \frac{m^2}{\kappa_\chi^2} \left(\frac{z}{1-z} + \frac{\chi}{1-\chi} [u - 2z - 2u\chi] \right) \left[\sqrt{\kappa_z^2 + u \frac{(1-z)}{(1-\chi)} \kappa_\chi^2} K_1 \left(|\mathbf{x}_{01}| \sqrt{\kappa_z^2 + u \frac{(1-z)}{(1-\chi)} \kappa_\chi^2} \right) - [u \rightarrow 0] \right] \right\} \\
 &\quad - [z \leftrightarrow 1-z].
 \end{aligned} \tag{10}$$

From \mathcal{S}^T one has

$$\begin{aligned}
 \mathcal{F} \left[\left(\frac{\mathbf{P}^i \mathbf{P}^j}{\mathbf{P}^2} - \frac{\delta^{ij}}{2} \right) \mathcal{S}^T \right] &= \frac{(1-z)}{2} \left[\frac{\mathbf{x}_{01}^i \mathbf{x}_{01}^j}{|\mathbf{x}_{01}|^2} - \frac{\delta^{ij}}{2} \right] \int_0^z \frac{d\chi}{(1-\chi)} \int_0^\infty \frac{du}{(u+1)^2} |\mathbf{x}_{01}| \sqrt{\kappa_z^2 + u \frac{(1-z)}{(1-\chi)} \kappa_\chi^2} \\
 &\quad \times K_1 \left(|\mathbf{x}_{01}| \sqrt{\kappa_z^2 + u \frac{(1-z)}{(1-\chi)} \kappa_\chi^2} \right) + [z \leftrightarrow 1-z].
 \end{aligned} \tag{11}$$

Finally, the combination $\mathcal{V}^T + \mathcal{M}^T - \mathcal{S}^T/2$ yields

$$\begin{aligned}
 \mathcal{F} \left[\mathcal{V}^T + \mathcal{M}^T - \frac{\mathcal{S}^T}{2} \right] &= \left(\frac{\kappa_z}{2\pi |\mathbf{x}_{01}|} \right)^{\frac{D}{2}-2} \left\{ \left[\frac{3}{2} + \log \left(\frac{\alpha}{z} \right) + \log \left(\frac{\alpha}{1-z} \right) \right] \left\{ \frac{(4\pi)^{2-\frac{D}{2}}}{(2-\frac{D}{2})} \Gamma \left(3 - \frac{D}{2} \right) + \log \left(\frac{|\mathbf{x}_{01}|^2 \mu^2}{4} \right) + 2\gamma_E \right\} \right. \\
 &\quad \left. + \frac{1}{2} \frac{(D_s - 4)}{(D - 4)} \right\} K_{\frac{D}{2}-2}(|\mathbf{x}_{01}| \kappa_z) + \left\{ 3 - \frac{\pi^2}{3} + \log^2 \left(\frac{z}{1-z} \right) + \Omega_{\mathcal{V}}^T + L \right\} K_0(|\mathbf{x}_{01}| \kappa_z) + I_{\mathcal{VMS}}^T,
 \end{aligned} \tag{12}$$

where $I_{\mathcal{VMS}}^T$ is given by

$$\begin{aligned}
 I_{\mathcal{VMS}}^T &= \int_0^1 \frac{d\xi}{\xi} \left(\frac{2 \log(\xi)}{(1-\xi)} - \frac{(1+\xi)}{2} \right) \left\{ K_0 \left(|\mathbf{x}_{01}| \sqrt{\kappa_z^2 + \frac{\xi(1-z)}{(1-\xi)} m^2} \right) - [\xi \rightarrow 0] \right\} \\
 &\quad + \int_0^1 d\xi \left(-\frac{3(1-z)}{2(1-\xi)} + \frac{(1-z)}{2} \right) K_0 \left(|\mathbf{x}_{01}| \sqrt{\kappa_z^2 + \frac{\xi(1-z)}{(1-\xi)} m^2} \right) \\
 &\quad + \int_0^z \frac{d\chi}{(1-\chi)} \int_0^\infty \frac{du}{(u+1)^2} \left\{ -z - \frac{u}{(1+u)} \frac{(z+u\chi)}{z} (\chi - (1-z)) \right\} K_0 \left(|\mathbf{x}_{01}| \sqrt{\kappa_z^2 + u \frac{(1-z)}{(1-\chi)} \kappa_\chi^2} \right) \\
 &\quad + \int_0^z d\chi \int_0^\infty \frac{du}{(u+1)^3} \left\{ \frac{\kappa_z^2}{\kappa_\chi^2} \left[1 + u \frac{\chi(1-\chi)}{z(1-z)} \right] - \frac{m^2}{\kappa_\chi^2} \frac{\chi}{(1-\chi)} \left[2 \frac{(1+u)^2}{u} + \frac{u}{z(1-z)} (z-\chi)^2 \right] \right\} \\
 &\quad \times \left\{ K_0 \left(|\mathbf{x}_{01}| \sqrt{\kappa_z^2 + u \frac{(1-z)}{(1-\chi)} \kappa_\chi^2} \right) - [u \rightarrow 0] \right\} + [z \leftrightarrow 1-z].
 \end{aligned} \tag{13}$$

Above, the notation L is defined as

$$L = \sum_{\sigma=\pm 1} \left[\text{Li}_2 \left(\frac{1}{1 - \frac{1}{2z}(1+\sigma\gamma)} \right) + [z \leftrightarrow 1-z] \right], \tag{14}$$

where Li_2 is the standard dilogarithm function and $\gamma = \sqrt{1 + 4m^2/Q^2}$. To our knowledge this is a completely new fundamental result in perturbative QCD.

We have also calculated the total DIS cross section to one loop order, using our results for the $q\bar{q}$ LCWF and the more straightforward, but algebraically complicated gluon

emission wave functions. After the cancellation of UV divergences between the $q\bar{q}$ and $q\bar{q}g$ contributions, the cross section has a similar structure as for massless quarks [33,34]:

$$\sigma_{L,T}^{\gamma^*} = \sigma_{L,T}^{\gamma^*|q\bar{q}}|^{\text{subt}} + \sigma_{L,T}^{\gamma^*|q\bar{q}g}|^{\text{subt}} + \mathcal{O}(\alpha_{em} \alpha_s^2), \tag{15}$$

where α_{em} is the QED coupling constant. The ‘‘dipole’’ contribution $\sigma_{L,T}^{\gamma^*|q\bar{q}}|^{\text{subt}}$ corresponds to just the quark-antiquark pair crossing the shockwave color field of the target. The $q\bar{q}g$ -term $\sigma_{L,T}^{\gamma^*|q\bar{q}g}|^{\text{subt}}$ corresponds to a

quark-antiquark-gluon system crossing the shockwave. The integration in the limit $k^+ \rightarrow 0$ for this gluon develops a logarithmically large contribution, which must be resummed into the B/JIMWLK evolution of the target color fields in the same way as for massless quarks [35,49]. The transverse coordinate and gluon momentum fraction integrals cannot be performed analytically in the general case, since they depend on the properties of the Wilson line correlators describing the target. The quark momentum fraction integrals are also best left for numerical evaluation, similarly as in the case of massless quarks.

In addition to integrals that are similar to the massless case, the mass-dependent parts include additional integrals over Schwinger parameters that we have not been able to perform analytically. These integrals are generalizations of Bessel $K_{0,1}$ -function integral representations appearing in the massless case. They are very well convergent, and we do not expect their numerical evaluation to be significantly more complicated than a numerical evaluation of a normal Bessel $K_{0,1}$ function. All the explicit expressions of the cross sections are written out in the Supplemental Material [50].

In conclusion, after a lengthy calculation, we have obtained the one loop LCWF's for the process $\gamma^* \rightarrow q\bar{q}$. These are new results in field theory by themselves, expressing the full one-loop structure of the photon-quark-antiquark vertex in light cone gauge. We believe our result will be an important element in many future calculations. For example, the LCWF's will enable several calculations of exclusive processes in high energy DIS, such as diffractive structure functions, diffractive dijets, and exclusive vector meson production, at NLO accuracy and including massive quarks. As a first important application, we have computed the full NLO cross section for DIS in the dipole picture with quark masses. The cross section expressions obtained in this work will pave the way for simultaneous global fits of total and heavy quark cross sections measured at HERA, following the massless quark case [35]. These cross sections will be crucial for obtaining more precise predictions for EIC cross sections including the effects of gluon saturation.

We thank H. Mäntysaari, J. Penttala, and H. Hänninen for useful discussions. This work has been supported by the Academy of Finland, projects 321840 and 1322502, under the European Union's Horizon 2020 research and innovation programme by the STRONG-2020 project (Grant Agreement No. 824093), by the European Research Council, Grant Agreements No. ERC-2015-CoG-681707 and No. ERC-2016-CoG-725369, and by the National Science Centre (Poland) under the research Grant No. 2020/38/E/ST2/00122 (SONATA BIS 10). The content of this Letter does not reflect the official opinion of the European Union and responsibility for the information and views expressed therein lies entirely with the authors.

- [1] A. Accardi *et al.*, Electron Ion Collider: The next QCD frontier, *Eur. Phys. J. A* **52**, 268 (2016).
- [2] R. Abdul Khalek *et al.*, Science requirements and detector concepts for the Electron-Ion Collider: EIC Yellow report, [arXiv:2103.05419](https://arxiv.org/abs/2103.05419).
- [3] H. Kowalski, T. Lappi, and R. Venugopalan, Nuclear Enhancement of Universal Dynamics of High Parton Densities, *Phys. Rev. Lett.* **100**, 022303 (2008).
- [4] J. L. Albacete, J. G. Milhano, P. Quiroga-Arias, and J. Rojo, Linear vs non-linear QCD evolution: From HERA data to LHC phenomenology, *Eur. Phys. J. C* **72**, 2131 (2012).
- [5] C. Marquet, M. R. Moldes, and P. Zurita, Unveiling saturation effects from nuclear structure function measurements at the EIC, *Phys. Lett. B* **772**, 607 (2017).
- [6] E. C. Aschenauer, S. Fazio, M. A. C. Lamont, H. Paukkunen, and P. Zurita, Nuclear structure functions at a future Electron-Ion Collider, *Phys. Rev. D* **96**, 114005 (2017).
- [7] N. N. Nikolaev and B. G. Zakharov, Colour transparency and scaling properties of nuclear shadowing in deep inelastic scattering, *Z. Phys. C* **49**, 607 (1991).
- [8] B. Z. Kopeliovich and B. G. Zakharov, Quantum effects and color transparency in charmonium photoproduction on nuclei, *Phys. Rev. D* **44**, 3466 (1991).
- [9] N. Nikolaev and B. G. Zakharov, Pomeron structure function and diffraction dissociation of virtual photons in perturbative QCD, *Z. Phys. C* **53**, 331 (1992).
- [10] A. H. Mueller, Soft gluons in the infinite momentum wave function and the BFKL pomeron, *Nucl. Phys.* **B415**, 373 (1994).
- [11] A. H. Mueller and B. Patel, Single and double BFKL pomeron exchange and a dipole picture of high-energy hard processes, *Nucl. Phys.* **B425**, 471 (1994).
- [12] A. H. Mueller, Unitarity and the BFKL pomeron, *Nucl. Phys.* **B437**, 107 (1995).
- [13] L. D. McLerran and R. Venugopalan, Computing quark and gluon distribution functions for very large nuclei, *Phys. Rev. D* **49**, 2233 (1994).
- [14] H. Weigert, Evolution at small x_{bj} : The color glass condensate, *Prog. Part. Nucl. Phys.* **55**, 461 (2005).
- [15] F. Gelis, E. Iancu, J. Jalilian-Marian, and R. Venugopalan, The color glass condensate, *Annu. Rev. Nucl. Part. Sci.* **60**, 463 (2010).
- [16] H. Mäntysaari and P. Zurita, In depth analysis of the combined HERA data in the dipole models with and without saturation, *Phys. Rev. D* **98**, 036002 (2018).
- [17] H. Mäntysaari and B. Schenke, Confronting impact parameter dependent JIMWLK evolution with HERA data, *Phys. Rev. D* **98**, 034013 (2018).
- [18] J. B. Kogut and D. E. Soper, Quantum electrodynamics in the infinite momentum frame, *Phys. Rev. D* **1**, 2901 (1970).
- [19] J. Bjorken, J. B. Kogut, and D. E. Soper, Quantum electrodynamics at infinite momentum: Scattering from an external field, *Phys. Rev. D* **3**, 1382 (1971).
- [20] G. P. Lepage and S. J. Brodsky, Exclusive processes in perturbative quantum chromodynamics, *Phys. Rev. D* **22**, 2157 (1980).
- [21] S. J. Brodsky, H.-C. Pauli, and S. S. Pinsky, Quantum chromodynamics and other field theories on the light cone, *Phys. Rep.* **301**, 299 (1998).

- [22] H. Kowalski, L. Motyka, and G. Watt, Exclusive diffractive processes at HERA within the dipole picture, *Phys. Rev. D* **74**, 074016 (2006).
- [23] G. Watt and H. Kowalski, Impact parameter dependent colour glass condensate dipole model, *Phys. Rev. D* **78**, 014016 (2008).
- [24] A. H. Rezaeian, M. Siddikov, M. Van de Klundert, and R. Venugopalan, Analysis of combined HERA data in the impact-parameter dependent saturation model, *Phys. Rev. D* **87**, 034002 (2013).
- [25] R. Boussarie, A. V. Grabovsky, L. Szymanowski, and S. Wallon, Impact factor for high-energy two and three jets diffractive production, *J. High Energy Phys.* **09** (2014) 026.
- [26] R. Boussarie, A. V. Grabovsky, D. Yu. Ivanov, L. Szymanowski, and S. Wallon, Next-to-Leading Order Computation of Exclusive Diffractive Light Vector Meson Production in a Saturation Framework, *Phys. Rev. Lett.* **119**, 072002 (2017).
- [27] R. Boussarie, A. V. Grabovsky, L. Szymanowski, and S. Wallon, On the one loop $\gamma^{(*)} \rightarrow q\bar{q}$ impact factor and the exclusive diffractive cross sections for the production of two or three jets, *J. High Energy Phys.* **11** (2016) 149.
- [28] T. Lappi, H. Mäntysaari, and J. Penttala, Relativistic corrections to the vector meson light front wave function, *Phys. Rev. D* **102**, 054020 (2020).
- [29] M. A. Escobedo and T. Lappi, Dipole picture and the nonrelativistic expansion, *Phys. Rev. D* **101**, 034030 (2020).
- [30] H. Mäntysaari and J. Penttala, Exclusive heavy vector meson production at next-to-leading order in the dipole picture, *Phys. Lett. B* **823**, 136723 (2021).
- [31] H. Mäntysaari and J. Penttala, Exclusive production of light vector mesons at next-to-leading order in the dipole picture, *Phys. Rev. D* **105**, 114038 (2022).
- [32] G. Beuf, Dipole factorization for DIS at NLO: Loop correction to the photon to quark-antiquark light-front wave-functions, *Phys. Rev. D* **94**, 054016 (2016).
- [33] G. Beuf, Dipole factorization for DIS at NLO: Combining the $q\bar{q}$ and $q\bar{q}g$ contributions, *Phys. Rev. D* **96**, 074033 (2017).
- [34] H. Hänninen, T. Lappi, and R. Paatelainen, One-loop corrections to light cone wave functions: The dipole picture DIS cross section, *Ann. Phys. (Amsterdam)* **393**, 358 (2018).
- [35] G. Beuf, H. Hänninen, T. Lappi, and H. Mäntysaari, Color glass condensate at next-to-leading order meets HERA data, *Phys. Rev. D* **102**, 074028 (2020).
- [36] I. Balitsky and G. A. Chirilli, Photon impact factor in the next-to-leading order, *Phys. Rev. D* **83**, 031502(R) (2011).
- [37] I. Balitsky and G. A. Chirilli, Photon impact factor and k_T -factorization for DIS in the next-to-leading order, *Phys. Rev. D* **87**, 014013 (2013).
- [38] G. Beuf, T. Lappi, and R. Paatelainen, companion paper, Massive quarks in NLO dipole factorization for DIS: Transverse photon, *Phys. Rev. D* **106**, 034013 (2022).
- [39] G. Beuf, T. Lappi, and R. Paatelainen, Massive quarks in NLO dipole factorization for DIS: Longitudinal photon, *Phys. Rev. D* **104**, 056032 (2021).
- [40] L. Dai and M. Lublinsky, NLO JIMWLK evolution with massive quarks, [arXiv:2203.13695](https://arxiv.org/abs/2203.13695).
- [41] Y. V. Kovchegov and E. Levin, *Quantum Chromodynamics at High Energy*, Cambridge monographs on particle physics, nuclear physics and cosmology Vol. 33 (Cambridge University Press, Cambridge, England, 2012).
- [42] M. Burkardt and A. Langnau, Rotational invariance in light cone quantization, *Phys. Rev. D* **44**, 3857 (1991).
- [43] D. Mustaki, S. Pinsky, J. Shigemitsu, and K. Wilson, Perturbative renormalization of null plane QED, *Phys. Rev. D* **43**, 3411 (1991).
- [44] W.-M. Zhang and A. Harindranath, Role of longitudinal boundary integrals in light front QCD, *Phys. Rev. D* **48**, 4868 (1993).
- [45] W.-M. Zhang and A. Harindranath, Light front QCD. 2: Two component theory, *Phys. Rev. D* **48**, 4881 (1993).
- [46] A. Harindranath and W.-M. Zhang, Light front QCD. 3: Coupling constant renormalization, *Phys. Rev. D* **48**, 4903 (1993).
- [47] H. C. Pauli and S. J. Brodsky, Solving field theory in one space one time dimension, *Phys. Rev. D* **32**, 1993 (1985).
- [48] A. C. Tang, S. J. Brodsky, and H. C. Pauli, Discretized light cone quantization: Formalism for quantum electrodynamics, *Phys. Rev. D* **44**, 1842 (1991).
- [49] B. Ducloué, H. Hänninen, T. Lappi, and Y. Zhu, Deep inelastic scattering in the dipole picture at next-to-leading order, *Phys. Rev. D* **96**, 094017 (2017).
- [50] See Supplemental Material at <http://link.aps.org/supplemental/10.1103/PhysRevLett.129.072001> for LCWF for the longitudinal photon from Ref. [39] in the notations of this paper and explicit expressions for the total transverse and longitudinal photon cross sections.