

11-29-2022

An Assessment of Students' Enrolment Rate In University Of Ilorin, Nigeria from 2019-2021: Implications for Management

Yusuf Suleiman
yusufsuleiman@alhikmah.edu.ng

Salami Tunde Adeniyi

Obalasiki Kamal

Lawal Saheed Oluwaseun

Oladejo Misbau Abiodun

Follow this and additional works at: <https://digitalcommons.lindenwood.edu/ela>



Part of the [Curriculum and Instruction Commons](#), [Educational Administration and Supervision Commons](#), and the [Educational Assessment, Evaluation, and Research Commons](#)

Recommended Citation

Suleiman, Yusuf; Adeniyi, Salami Tunde; Kamal, Obalasiki; Oluwaseun, Lawal Saheed; and Abiodun, Oladejo Misbau (2022) "An Assessment of Students' Enrolment Rate In University Of Ilorin, Nigeria from 2019-2021: Implications for Management," *Journal of Educational Leadership in Action*: Vol. 8: Iss. 2, Article 4.

Available at: <https://digitalcommons.lindenwood.edu/ela/vol8/iss2/4>

This Article is brought to you for free and open access by the Journals at Digital Commons@Lindenwood University. It has been accepted for inclusion in Journal of Educational Leadership in Action by an authorized editor of Digital Commons@Lindenwood University. For more information, please contact phuffman@lindenwood.edu.

**An Assessment of Students' Enrolment Rate in the University Of Ilorin, Nigeria from
2019-2021: Implications for Management**

Yusuf Suleiman, Salami Tunde Adeniyi, Obalasisi Kamal, Lawal Saheed Oluwaseun, and
Oladejo Misbau Abiodun

University education is seen as the fast-developing worldwide service that every nation makes every effort to provide for its population, regardless of their prevailing economic situation. The number of young people desiring university education in order to gain skills and knowledge grows every day (Olugbenga, 2021; Yusuf et al., 2021). Efforts to ensure that citizens receive a sound education derive from a public perception of education as a leveller and instrument for closing the gap between the haves and have-nots in society. The general population explosion in Nigeria has resulted in a demand for more schools in the country, and the resulting expansion in the primary and secondary school population now necessitates the establishment of more institutions of higher learning (Bold et al., 2017). The demand for university admission through the Joint Admission and Matriculation Examination has risen steadily throughout the years (JAMB). The number of students seeking university admission through JAMB is enormous, as they seek equal access to public universities and as a result, private participation in the establishment of institutions to provide university education for qualified students has become necessary (Tukur et al., 2019).

Enrolment in universities is becoming increasingly competitive, prompting colleges to create planned goals aimed at growing internal revenue, even at the expense of prospective students' enrolment decisions. Students must choose a course of study and a type of institution to enrol in when pursuing higher education, whether public or private. Students' decisions during enrolment in Nigerian universities are heavily influenced by the university's corporate image and advertising appeal (Olugbenga, 2021). However, as the number of students enrolled in schools worldwide rises on a regular basis, the limited resources become

overstretched. The effectiveness of the educational system is determined by the type, sources, accessibility, and utilization of both human and physical resources. The university's physical infrastructure and development could not keep up with the increase in student population. The deplorable situation that prevails in over 90% of the country's higher education institutions in terms of physical infrastructure has become concerning and timely (Ademola et al, 2014; Abiodun-Oyebanji & Alutu, 2017).

Most departments' available space is insufficient for lectures. Some professors don't have offices, and the classrooms are cramped, preventing meaningful connection between the teacher and the pupils. According to D'Anna et al. (2019), to ensure school success, instructors in the needed quantity and quality, as well as facilities for lecturers and students in sufficient numbers, must be made available. The National Universities Commission NUC stipulates that there should be a minimum of 21 lecture theatres, each with a capacity of 1,000 to 2,000 students (Ojogwu & Alutu, 2017). In education, inputs have a huge impact on outputs, and as a result, students' attitudes and behaviours are negatively impacted. Most of the seats are broken, and the classrooms are overcrowded and inadequately ventilated. As a result, most students have to stand because there are not enough seats, and lectures can last up to three hours. Under the current circumstances, taking notes is nearly difficult, making teaching and learning uncomfortable and uninteresting (Aderemi et a., 2013). A firm and determined effort must be undertaken to improve this dreadful situation, including providing appropriate classrooms and lecture theatres for each field as specified by the NUC (Abdulkareem, 2003; Aderemi et a., 2013).

Enrolment patterns remain the handiest indication of educational advancement, despite the fact that infrastructural poverty has been demonstrated to result in a progressive and persistent degradation in both lecturers and students' performance (Onwumere, 2020). Trends in education have shown a huge growth in student enrolment all over the world. This

is obvious in Nigeria, which has seen an increase in school enrolment at all levels since the civil war ended in 1970 (Bold et al., 2017). However, according to Ekundayo and Ajayi (2009), with a net enrolment percentage of less than 80%, Nigeria is one of the countries at considerable risk of failing to meet the Education for All (EFA) targets. Nigeria, like other developed and developing countries throughout the world, has embraced and implemented the United Nations' Education For All (EFA) policy to a great extent, resulting in a growth in student population at all levels of education. Other educational issues have arisen as a result of the increased enrolment, which have aroused the interest of educational planners, particularly when this increased number is contrasted with pupils' academic achievement (Unit et al., 2019).

University of Ilorin, also referred to as Unilorin, is a university in Ilorin, Kwara State, Nigeria that is controlled by the federal government. In August 1975, the federal military government issued a decree establishing it. The creation attempted to carry out one of the Third National Development Plan's educational objectives, which was designed to increase chances for Nigerians interested in pursuing higher education and to produce the highly skilled labor so necessary for the country's quickly growing economy. The institution's land size, which is around 15,000 hectares vast, is one of the greatest when compared to other higher educational institutions in the nation. The institution contains about 60 academic departments and 15 faculties. Arts, Agriculture, Environmental Sciences, Life Sciences, Management Sciences, Physical Sciences, Social Sciences, Communication and Information Sciences, Education, Engineering and Technology, Pharmaceutical Sciences, Veterinary Medicine, Law, Basic Medical Sciences and Clinical Sciences are the faculties that are currently offered at University of Ilorin (the last two faculties are operating under the University College of Health Sciences). In addition to a fully functional Postgraduate School, there are two institutes: the Institute of Education and the Unilorin Sugar Research Institute.

The university also has a number of centers, the most notable of which are the Ilorin Business School, Centre for Peace and Strategic Studies, and Centre for Ilorin Studies (Olowookere, 2021). Despite the enrolment of students into the university since inception in 1975 with 200 pioneer students, research is yet to be focused the level of enrolment of the students in the University. It is against this backdrop that this study examined the students' enrolment rate in University of Ilorin using data from 2019-2021.

Literature Review

Despite the growing interest in the topic, studies on the enrolment pattern in Nigerian universities are not only limited, but also quantitative in nature (Kola & Akanbi, 2014). For instance, Babalola (2014) used the Vector Auto-regression Model (VAR) and the linear interactive or stepwise regression approach to analysed the Determinants of Enrolment in Nigerian Universities and findings revealed, among other things, that the model's variables (financing, academic, and non-academic staff) accounted for 46.6 percent of changes in enrolment, confirming that both money and academic staff have an impact on enrolment, while non-academic staff had a minor impact. However, the combined effect of funding and academic staff (KL), which accounts for 25% of enrolment changes, is more significant than their individual effects of 5% for academic staff and 4% for funding. As a result, the combination of funding and academic staff availability has continued to limit student admission to Nigerian universities. According to Faleye and Dibu-ojerinde (2018) looked into the patterns of enrolling and performance of male and female students on Obafemi Awolowo University's Education/Economics Program in Ile-Ife, Nigeria using a computer program intended for results processing, (known as the ISIS). The study found that male students enrolled in the B.Sc. Education/Economics Program in greater numbers than female students, and that male students outperform female students at all levels and as a result, the study recommends that the cut-off points for admission to the program (whether through UME or

Direct Entry) be lowered for females in order to increase the number of female students enrolled in the program. Also, Ademola et al. (2014) assessed the effect and influence of private tertiary institutions' proprietors' reputation on students' enrolment into tertiary institutions in Nigeria using qualitative research methods, and it was discovered that there are clear indications that female enrolments in private tertiary institutions are usually more than that of their male counterpart and that the impact of the proprietor's personality on enrolment behavioural patterns is a key research area to focus on, as effects of this influence have begun to manifest in most private universities in Nigeria.

Adeyemi and Akpotu (2004) investigated the trend and pattern of gender enrolment in Nigerian Universities between 1989 and 1997 and found that despite the fact that the gender gap in university enrolment is diminishing at the first two levels of study, there is still a large gender difference in university enrolment in Nigeria. The discrepancy is bigger in the Sciences and Science-based fields than in the Humanities, allowing the study to conclude that women are more interested in the Humanities. Similarly, there is diversity in the trend and pattern of gender enrolment at the nation's universities across the geo-political zones that make up the country, with a larger divide in the north, which could be attributed to the people's cultural and religious disposition. The study also found out that the number of female students in each case was more than that of the male students. Odia (2014) conducted a study on factors influencing students' enrolment in social studies education at the post-secondary school level in Nigeria using qualitative approach and the findings revealed that job prospects or employment opportunities, gender and environmental factors have significant influence on students' enrolment in social studies programme whereas socio-economic, teacher-related, and parental factors do not influence students' enrolment in social studies. Also, that the rate of female students enrolment in post-secondary school are on the rise when compared to that of the males.

Akinyemi and Gbenu (2009) examined student enrolment and global utilization rate in public tertiary institutions in Lagos State and their influence on students' academic performance using Pearson's Product-Moment Correlation and Regression model and the result of their findings revealed that class size has a substantial negative link with students' academic success in public tertiary institutions in Lagos State, while global utilization rate has no significant relationship with students' academic performance in public postsecondary institutions in Lagos State. The study further found out that male students enrolment into tertiary institutions are on the rise, as more male students are willing to further their education even beyond B.sc level. Also, Olugbenga (2021) investigated Students' Enrolment in Nigerian Private Universities: The Pull Effect of Corporate Image and Promotional Appeal using Analysis of variance (ANOVA) and Regression, findings revealed that there is a positive significant influence of university's brand image on students' enrolment and also shows that promotional appeal influences students' enrolment. In addition, male students will be willing to further their studies at postgraduate level as against the females. Tukur et al. (2019) investigated Marketing Mix and Students' Enrolment in Private Universities in Kwara State, Nigeria and found marketing mix can increase student enrolment and that the application of marketing mix is still low for private universities in the state.

Kola and Akanbi (2014) also worked on Perceived Causes of Students' Low Enrolment in Science in Secondary Perceived causes of students' low enrolment in science in secondary schools, Nigeria using frequency count and percentage and their findings shows that inadequate qualified science teachers, lack of instructional materials, subject nature, low student interest and lack of motivation among others causes low enrolment in science.

Onwumere (2020) carried out studies on Strategies for Improving Students' Enrolment into Vocational Technical Education Programmes of Universities in South East, Nigeria. The study adopted descriptive survey design and study population was 370 lecturers of technical

vocational education in Universities in South East using Cronbach alpha to test the reliability of the instrument with mean and standard deviations for the analysis. The study found seven guidance counsellors strategies, seven parental related strategies, seven non- governmental / Donor agencies strategies and seven governmental strategies for improving Students' Enrolment into Vocational and Technical Education Programmes in Universities in Nigeria. Adejimi and Nzabwirwa (2021) used simple percentage and frequency count to analysed data collected on students' enrolment trends in the School of Education, College of Education, University of Rwanda and the result of the findings showed students' enrolment increasing over the years, a large gap prominent in enrolment based on gender across departments, rise in students' enrolment trend across departments particularly in mathematics and science education is a good development, for nations that craves for growth must prioritize education of its teaching force.

Chukwuka and Nma (2015) investigated Mobilization Initiatives for Enhancing Secondary School Students' Enrolment into Vocational and Technical Education Program of Universities for Self-Reliance in South East, Nigeria. Approximately 753 participants were selected using stratified random sampling technique and obtained data were analyzed by mean and standard deviation. Findings indicated that 38 mobilization initiatives could be used to enhance students' enrolment into Vocational and Technical Education Programs in Nigerian Universities. Danjuma and Danjuma (2021) used Pearson's correlation analysis to examine the relationship between customer service and student enrolment in a leading Nigerian private university and found that there is a significant positive relationship between customer service and students' enrolment decision. The study also showed that customer relation has huge impact on the enrolment of students into private universities in Nigeria as well as making favourable word-of-mouth recommendations to future enrollees.

Research Questions

1. What is undergraduate enrolment rate in University of Ilorin from 2019-2021?
2. What is postgraduate enrolment rate in University of Ilorin from 2019-2021?

Methodology

In order to provide answer to the research questions generated for the study on the pattern of enrolment in Nigerian public universities with particular reference to university of Ilorin, secondary data covering three years (2019-2021) was used for the current study. Specifically, the data on undergraduate and postgraduate enrolments across the seventeen faculties were used to get a deeper understanding on the trend of admissions that were offered to prospective applicants that sought for placement in various programmes of the university. The modus operandi of obtaining from the university's annual report is given in Table 1:

Table 1

Data on Enrolment in University of Ilorin (2019-2021)

S/N	Item	Period Covered
1	Undergraduate	2019-2021
2	Postgraduate	2019-2021

Source: University of Ilorin's Annual Report (2019-2021)

Furthermore, data obtained were subject to proper scrutiny so as to ensure that accurate report and analysis about the university can be explained. First, the data was sorted out according to faculties, gender, and departments. After that, the data were imported to Excel for the analysis purpose.

Analysis

In providing answer to the research questions on pattern of students' enrolment in University of Ilorin, data collected were subjected to descriptive analysis.

Research Question 1: What is students' enrolment rate in University of Ilorin from 2019-2021?

Table 2 shows the statistics of undergraduate enrolments (Male and Female) in the University of Ilorin between 2019 -2021. The analysis will be done based on the total number of undergraduate enrolments and subsequent explanations would be made based on the male and female statistics.

Table 2

Total Enrolment of Undergraduate Students in University of Ilorin between 2019 -2021

S/N	Faculty	Male	Female	Total
1	Agriculture	1,895	3,227	5,122
2	Arts	1,825	2,735	4,560
3	Basic Medical Sci.	666	764	1,430
4	Clinical Sciences	528	680	1,208
5	Comm. & Inf. Sci.	1,383	834	2,217
6	Education	6,424	9,183	15,607
7	Engr. & Technology	2,920	498	3,418
8	Environ. Sci.	890	274	1,164
9	Law	448	483	931
10	Life Sciences	1,404	2,256	3,660
11	Management Sci.	1,735	2,058	3,793
12	Pharmaceutical Sci.	164	207	371
13	Physical Sciences	2,253	1,004	3,257
14	Social Sciences	1,551	1,119	2,670
15	Veterinary Medicine	138	105	243
	Total	24,224	25,427	49,651

Table 2 shows the enrolment of undergraduate students in University of Ilorin between 2019 - 2021. The table also shows the number of faculties in the university, bringing the total number to 15 faculties. From the foregoing, the total number of enrolments in the faculty of agriculture is 5,122. Faculties of Art and Basic Medical Sciences recorded 4,560 and 1,430

respectively. Moving further, Clinical Sciences and Communication and Information Sciences did not exceed 1,208 and 2,217 respectively. In addition, Faculty of Education has the highest number of enrolments in the university with a figure of 15, 507 enrolments between 2019 -2021. Incidentally, Faculty of Education happens to have the largest number of enrolments within the period under study. Also, the Faculties of Engineering & Technology, Environmental Science and law all contributed 3,418, 1,164 and 931 respectively. Again, Life Sciences, Management Sciences, Pharmaceutical Science s, Physical Sciences, Social Sciences and Veterinary Medicine all registered 3,660, 3,793, 371, 3,257, 2,670 and 243 respectively.

In terms of the number of female enrolments in the university, the Faculty of Agriculture had a total female enrolment of 3,227, which was closely followed by the Faculty of Art with 2,735. Faculty of Basic Sciences, Clinical Sciences and Communication & Information Sciences all came up with 764, 680 and 834 respectively. Furthermore, the Faculty of Education had the highest female enrolment with a figure of 9,183. This says a great deal in-term of girl child education in the country. Also, the Faculty of Engineering and Technology, Environmental Science and the faculty of Law all came up with figures of 498, 274 and 483 respectively. With a figure of 2,256, the Faculty of Life Sciences had a total female enrolment greater than that of Management Sciences which recorded 2,058 total number of female enrolment in the university. Faculty of Pharmaceutical Sciences had a total female enrolment of 207, which was less than the total female enrolment of Faculty of Physical Sciences with a figure of 1,004. Similarly, the Faculty of Social Sciences had a figure of 1,119 total female enrolments, which was greater than 105 female enrolments recorded to the Faculty of Veterinary Medicine.

In addition, the total number of male enrolments recorded to the Faculty of Agriculture did not exceed 1,895; this was closely followed by the Faculty of Art with 1,825

male enrolments between 2019 -2021. Faculties of Basic Medical Sciences, Clinical Sciences and Communication & Information Technology all had a total male enrolment of 666, 528 and 1,383. Again, the Faculty of Education has the highest number of male enrolments in the university between 2019 -2021 with a figure of 6,424 enrolments. The second highest number of male enrolments in the university went to the faculty of engineering and technology with a figure of 2,920 enrolments. By way of comparison between Faculties of Environmental Sciences, Law, Life Sciences and Management Sciences, we could notice that Management Sciences had a total of 1,735 male enrolments which is greater than the Faculty of Life sciences which had a total of 1,404 male enrolments, which is also greater than the Faculty of Law with a figure of 448 male enrolments but lesser than the Faculty of Environment which did not exceed 890 total number of male students in the university between 2019-2021. Also, the Faculty of Pharmaceutical Sciences had total male enrolment of 164 male students; the Faculty of Physical sciences had a total number of male students to be 2,253 enrolments which was more than that of the Faculty of Social Sciences which recorded 1,551 male enrolments. The Faculty of Veterinary Medicine has a number of 138 male enrolments, which incidentally, was the lowest amongst all the faculties.

Importance of note is the fact that the university had a total of 49,651 total enrolments (male and female). Out of this number, the female enrolments was the highest with a total number of 25, 427 enrolments which was closely followed by the male enrolments with 24, 224. From the foregoing, it can be said that there are more females in the university between 2019 -2021 which is an indication that Nigerians are taking the issue of girl child education more seriously. The figure is a pictorial representation by way of bar chart and pie chart of the information presented.

Figure 1

Undergraduate Enrolment by Faculty at University of Ilorin between 2019 -2021 Using Bar Chart

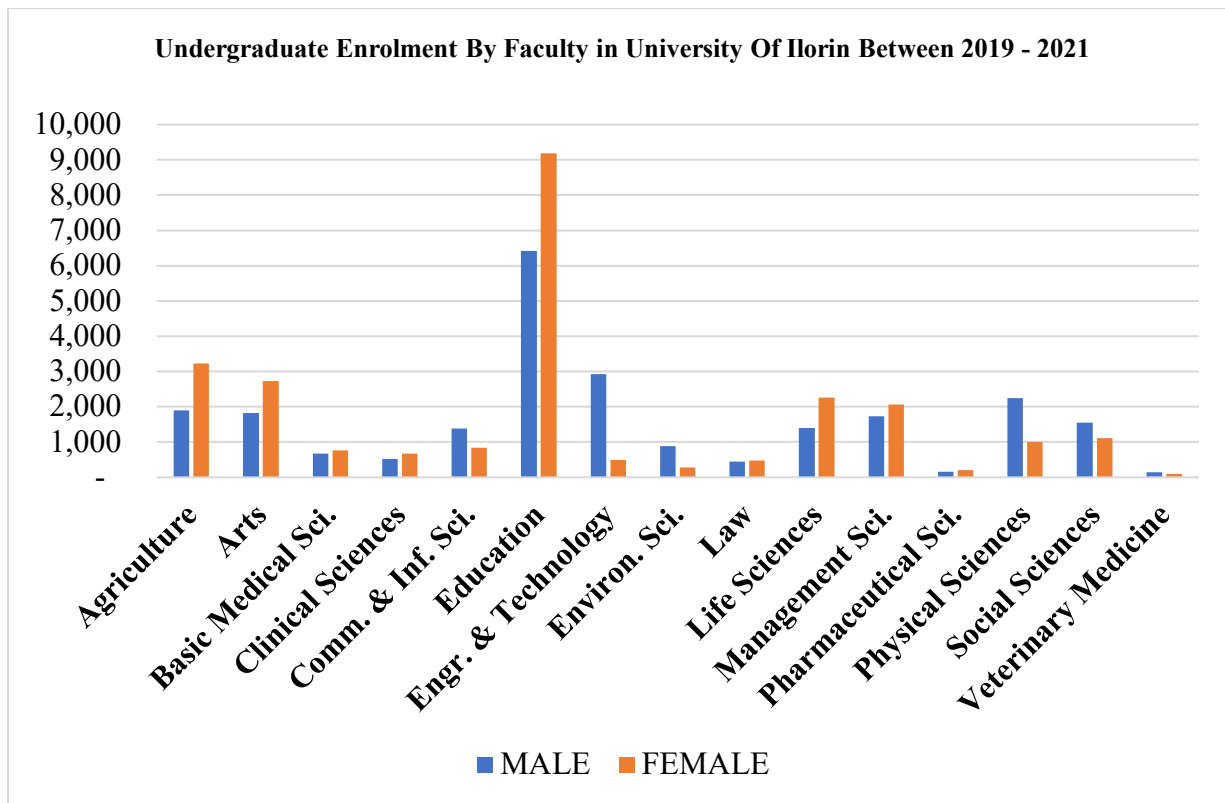


Figure 2: Undergraduate Enrolment by Faculty in University Of Ilorin between 2019 -2021

Using Pie Chart

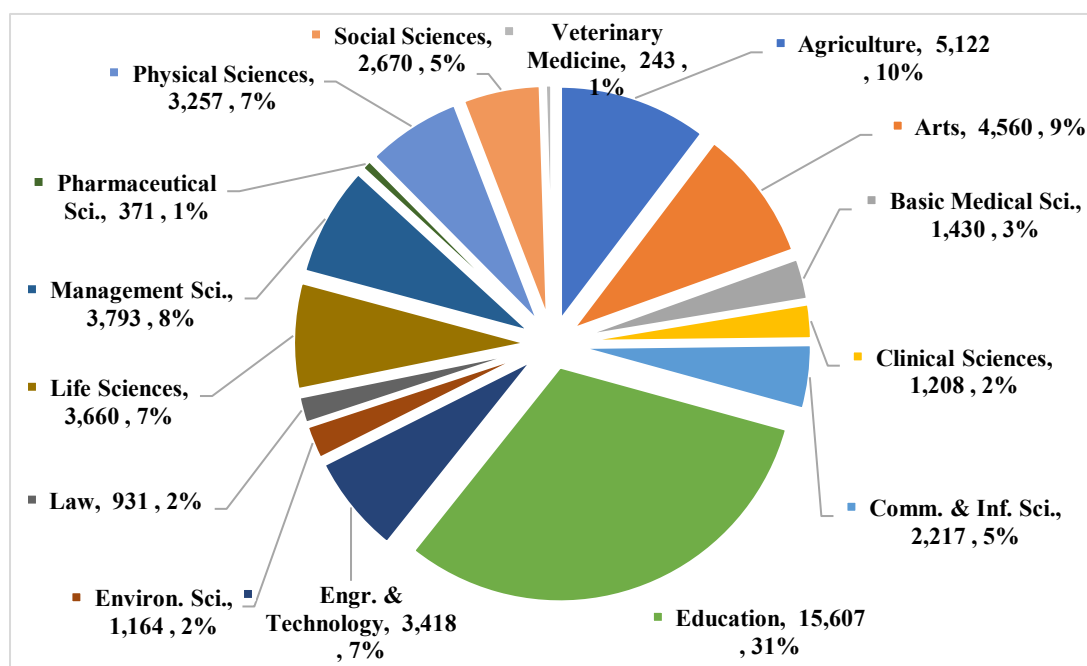


Table 3 shows the total enrolment of undergraduate students by states in the University of Ilorin between 2019 -2021. Here, the analysis and explanations would be done based on the six (6) Geo-political zones in terms of the total undergraduate enrolments and further analysis would be made based on male and female statistics.

Table 3

Total Enrolment of Undergraduate Students in the University of Ilorin between 2019 -2021 by States

S/N	State	Male	Female	Total
1	Abia	110	126	236
2	Adamawa	13	24	37
3	Akwa Ibom	108	129	237
4	Anambra	201	260	461
5	Bauchi	5	4	9
6	Bayelsa	17	23	40

7	Benue	269	281	550
8	Borno	4	13	17
9	Cross River	51	65	116
10	Delta	271	315	586
11	Ebonyi	70	68	138
12	Edo	305	374	679
13	Ekiti	743	864	1,607
14	Enugu	81	100	181
15	Fct	8	9	17
16	Gombe	5	7	12
17	Imo	205	248	453
18	Jigawa	2	1	3
19	Kaduna	33	40	73
20	Kano	12	5	17
21	Katsina	7	1	8
22	Kebbi	10	6	16
23	Kogi	2,091	2,263	4,354
24	Kwara	10,243	10,215	20,458
25	Lagos	526	489	1,015
26	Nassarawa	25	13	38
27	Niger	68	42	110
28	Ogun	1,681	1,961	3,642
29	Ondo	727	818	1,545
30	Osun	2,864	2,903	5,767
31	Oyo	3,261	3,580	6,841
32	Plateau	20	24	44
33	Rivers	36	39	75
34	Sokoto	1	4	5
35	Taraba	19	10	29
36	Yobe	2	-	2

37	Zamfara	3	2	5
38	Non-Nigerian	127	101	228
Total		24,224	25,427	49,651

The table shows the total number of undergraduate enrolment by state in the University of Ilorin between 2019 -2021. For simplicity, the states were categorized based on political zones. As already stated, the political zones we have are six and they are: North-Central, North-West, North-East, South-South, South-East and South west. From the foregoing, taking the North-Central zone into perspective, the states under this zone are six and comprises of, Niger, Benue, Nassarawa, Plateau, Kogi, Kwara and FCT. Niger state for instance, has a total number of 110 undergraduate enrolments which comprises of 68 males and 42 females in the university of Ilorin, Benue State in contrast had a total number of 550 undergraduate enrolments' which is made up of 269 males and 281 females in the university between 2019 -2021. Furthermore, Nassarawa state had a total enrolment of undergraduates to be just 38 students consisting of 25 males and 13 females, in the same vein; plateau had a similar low turnout of undergraduates, recording a total of 44 students out of which are 20 males and 24 females. Kogi state on the other hand was able to cough out a total of 4,354 undergraduate enrolments consisting of 2091 males and 2263 females within the period under study, while Kwara state had a gross total of 20,458 undergraduate enrolments which is made up of 10,243 males and 10,215 females within the period under study. This shows that Kwara state pays more attention to her indigenes in terms of education which will lead to the betterment of the state in the nearest future. Finally, FCT had a total number of 17 undergraduate enrolments consisting of 8 males and 9 females in the state. From this, it shows that for the north central zone, Kwara state has the highest number of undergraduate enrolments in the university; this is followed by Kogi state.

Going by the North West zone, the dwellers of this zone are as follows: Jigawa, Kano, Katsina, Kaduna, Kebbi, Zamfara and Sokoto. Jigawa state had a total of 3 undergraduate enrolments which is made up of 2 males and 1 female, while the commercial hub of Nigeria, Kano state had a total of 17 undergraduate enrolments, out of which are 12 males and 5 females in the university. Also, Katsina, Kaduna and Kebbi all contributed 8, 73 and 16 undergraduate enrolments which consist of 7 males and 11 females, 33 males and 40 females, 10 males and 6 females respectively. Further, states like Zamfara and Sokoto both contributed a total of 5 undergraduate enrolments each. Hence, from these statistics, it is clear that the state with the highest undergraduate enrolment from the North West zone is Kaduna with 73 undergraduates', followed by Kano with 17 undergraduates and Kebbi with 16 students.

In tandem with North east zone, states like Gombe, Bauchi, Yobe, Borno, Adamawa and Taraba are included in this zone. From the aforementioned, Gombe state had a total contribution of 12 undergraduate enrolments which is made up of 5 males and 7 females between 2019 -2021, Bauchi was credited with 9 undergraduate enrolments, out of which were 5 males and 4 females Yobe state did not exceed 2 undergraduates enrolment which incidentally were all males while Borno still manage to record 17 undergraduate enrolments with 4 males and 13 females within the period under study. Adamawa had 37 which included 13 males and 24 females, thus, Taraba posted 29 undergraduates enrolments (19 males and 10 females) respectively.

Moving further, the South-South zone which comprises of states like Akwa-ibom, Cross-rivers, Bayelsa, Rivers, Delta and Edo state. From the forgoing, the statistics of Akwa-ibom undergraduate enrolments in university of Ilorin is given as 237, which consist of 108 male and 129 female enrolments. Cross-River had a total of 116 enrolments in the University of Ilorin, which comprises of 51 male and 65 female enrolments. Furthermore, Bayelsa

recorded a total of 40 undergraduate enrolments which is split into 17 males and 23 female undergraduate enrolments. Rivers and delta state had a total of 75 and 586 undergraduate enrolments, with rivers recording 36 male and 39 female enrolments while delta had 305 males and 374 female enrolments. The last but not the list on the list is Edo state which had a total of 679 undergraduate enrolments in the University of Ilorin which is made up of 305 males and 374 females. From forgoing, the leading state in the South-South zone in terms of undergraduate enrolment at the university is Edo state followed by delta state.

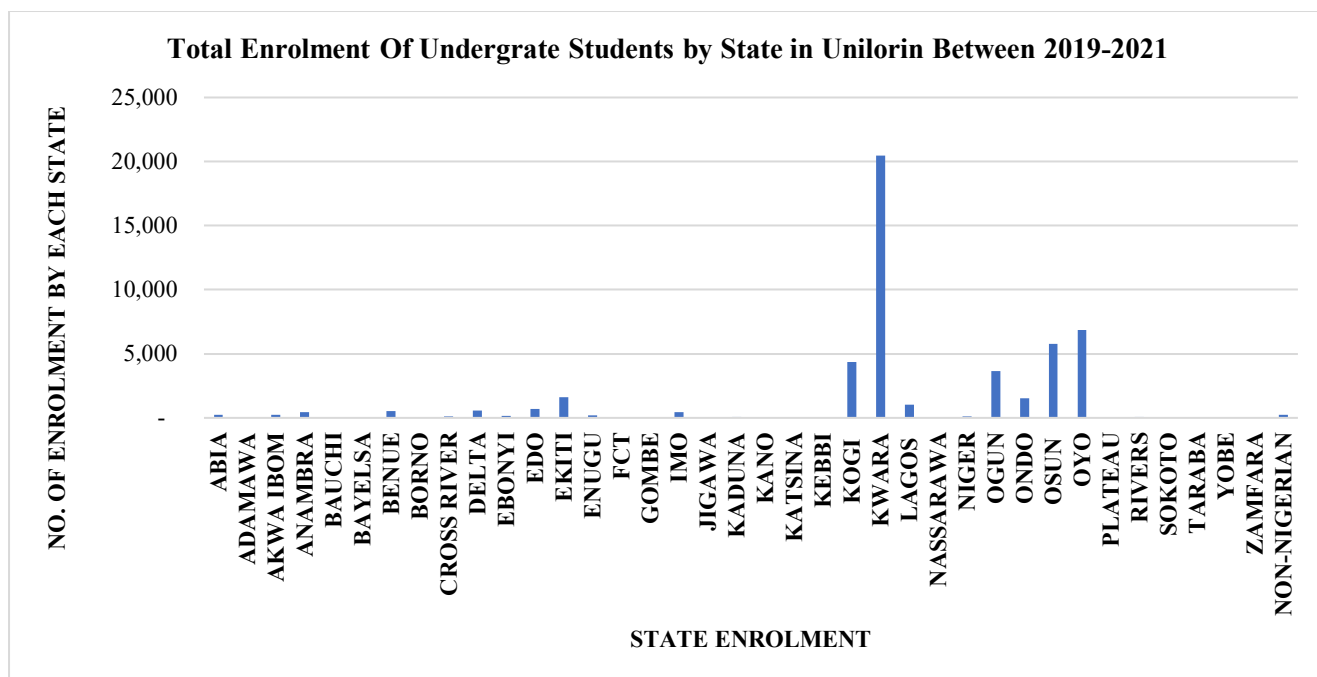
In addition, the South-East zone which comprises of states like Imo, Anambra, Abia, Enugu and Ebonyi state. From the aforementioned, the statistics of Imo undergraduate enrolments in university of Ilorin is given as 453, which consist of 205 male and 248 female enrolments. Anambra had a total of 461 enrolments in the University of Ilorin, which comprises of 201 male and 260 female enrolments. Furthermore, Abia recorded a total of 236 undergraduate enrolments which is split into 110 males and 126 female undergraduate enrolments. Enugu and Ebonyi state had a total of 181 and 138 undergraduate enrolments, with Enugu recording 81 male and 100 female enrolments while Ebonyi had 70 males and 68 female enrolments.

In the same vein, the south west zone is made up of Lagos state, Ogun state, Oyo state, Osun state, Ekiti state and Ondo state. From the preceding, Lagos state registered 1,1015 total registration which is made up of 526 males and 489 female undergraduate enrolments in the university, Ogun state made a contribution of 3,642 undergraduate enrolments which consist of 1,681 male enrolments and 1,961 female enrolments. Moving on, Oyo state recorded 6, 841 total undergraduate enrolments which is split into 3,261 male enrolment and 3,580 female enrolments. Osun and Ekiti states had 5,767 and 1,607 total undergraduate enrolments which are made up of 2,864 male enrolments and 2903 female enrolments from 2019 -2021. Ondo state had 1,545 total undergraduate enrolments which is

made up of 727 male students and 818 female enrolments. Furthermore, a pictorial representation is given for clarity and understanding.

Figure 3

Undergraduate Enrolment by State in University of Ilorin between 2019 -2021 Using Bar Chart



Research Question 2: What is postgraduate enrolment rate in University of Ilorin from 2019-2021?

The table shows the statistics of postgraduate enrolments (Male and Female) in the University of Ilorin between 2019 -2021. The analysis was done based on the total number of postgraduate enrolments and subsequent explanations would be made based on the male and female statistics.

Table 4

Total Enrolment of Postgraduate Students in University of Ilorin between 2019 -2021

S/N	Faculty	Male	Female	Total
1	Agriculture	141	113	254
2	Arts	327	165	492
3	Basic Medical Sci.	74	63	137
4	Clinical Sciences	29	33	62
5	Comm. & Inf. Sci.	113	96	209
6	Education	357	224	581
7	Engr. & Technology	172	43	215
8	Environ. Sci.	62	12	74
9	Law	78	59	137
10	Life Sciences	163	161	324
11	Management Sci.	102	40	142
12	Pharmaceutical Sci.	2	6	8
13	Physical Sciences	306	138	444
14	Social Sciences	117	54	171
15	Veterinary Medicine	8	1	9
Total		2,051	1,208	3,259

The table shows the enrolment of postgraduate students in University of Ilorin between 2019 -2021. The table further shows the number of faculties in the university. From the foregoing, the total number of postgraduate enrolment in the faculty of agriculture was 254. Faculties of Art and Basic Medical Sciences recorded 492 and 137 respectively. Moving further, Clinical Sciences and Communication and Information Sciences did not exceed 62 and 209 respectively. In addition, faculty of Education had the highest number of postgraduate enrolment in the university with a figure of 581 enrolments between 2019 -2021. Incidentally, Faculty of Education happens to have the largest number of postgraduate enrolment within the period under study. Also, the faculties of Engineering & Technology,

Environmental Science and law all contributed 215, 74 and 137 respectively. Again, Life Sciences, Management Sciences, Pharmaceutical Sciences, Physical Sciences, social Sciences and Veterinary Medicine all registered 324, 142, 8, 444, 171 and 9 respectively.

Speaking in relation to the number of female postgraduate enrolment in the university, the faculty of agriculture had a female postgraduate enrolment of 113, which bettered by the Faculty of Art with 165. Faculty of Basic Sciences, Clinical Sciences and Communication & Information Sciences all came up with 63, 33 and 96 respectively. Furthermore, the Faculty of Education had the highest female postgraduate enrolment with a figure of 224. This says a lot in-term of girl child education in the country. Also, the Faculty of Engineering and Technology, Environmental Sciences and the Faculty of Law all came up with figures of 43, 12 and 59 postgraduate enrolments respectively. The figure 161 was recorded to the faculty of Life Sciences, which was greater than that of Management Sciences which recorded 240 postgraduate enrolments in the university. The faculty of Pharmaceutical Sciences had a total female postgraduate enrolment of 6, which was less than the total female postgraduate enrolment of faculty of physical sciences coming up with 138 postgraduate enrolments. Similarly, the Faculty of Social Sciences has a figure of 54 female postgraduate enrolments, which was greater than a single female postgraduate enrolment recorded to the Faculty of Veterinary Medicine.

In addition, the total number of male postgraduate enrolment recorded to the Faculty of Agriculture did not exceed 141; this was also bettered by the faculty of art with 327 male postgraduate enrolments between 2019 -2021. Faculties of Basic Medical Sciences, Clinical Sciences and Communication & Information Technology all had a total male enrolment of 74, 29 and 113 male postgraduate enrolments. Again, the Faculty of Education had the highest number of male postgraduate enrolments in the university between 2019 -2021 with a figure of 357 postgraduate enrolments. The Faculty of Engineering and Technology had a

figure of 172 male postgraduate enrolments. By way of comparison between faculties of Environmental Sciences, Law, Life Sciences and Management Sciences, it can be said that Life Sciences had a total of 163 male postgraduate enrolments which is greater than the Faculty of Management Sciences which had a total of 102 male postgraduate enrolments which is also greater than the faculty of law with a figure of 78 male postgraduate enrolments and also greater than the Faculty of Environment which did not exceed 62 total number of male postgraduate students in the university between 2019-2021. Also, the Faculty of Pharmaceutical Sciences had total male postgraduate enrolment of just 2 male students; the Faculty of Physical Sciences had a total number of male postgraduate students to be 306 enrolments which was more than that of the Faculty of Social Sciences which recorded 117 male enrolments. The Faculty of Veterinary Medicine had a number of 8 male postgraduate enrolments, which incidentally, was among the lowest in the university.

Importance of note is the fact that the university had a total of 3259 total postgraduate enrolments (male and female). Out of this number, the male postgraduate enrolment happens to be the highest with a total number of 2051 enrolments which was closely followed by the female enrolments with 1208. From the foregoing, it is clear that there are more postgraduate males in the university between 2019 -2021 which is an indication that Nigerians are taking the issue of unemployment more seriously. Due to inadequate employment opportunities, males have decided to further their education by improving on their undergraduate certificate rather than take to the streets causing violence and becoming a liability to the nation at large. A pictorial representation by way of bar chart and pie chart of the information presented in Figure 4.

Figure 4

Postgraduate Enrolment by Faculty at University of Ilorin between 2019 -2021 Using Bar Chart

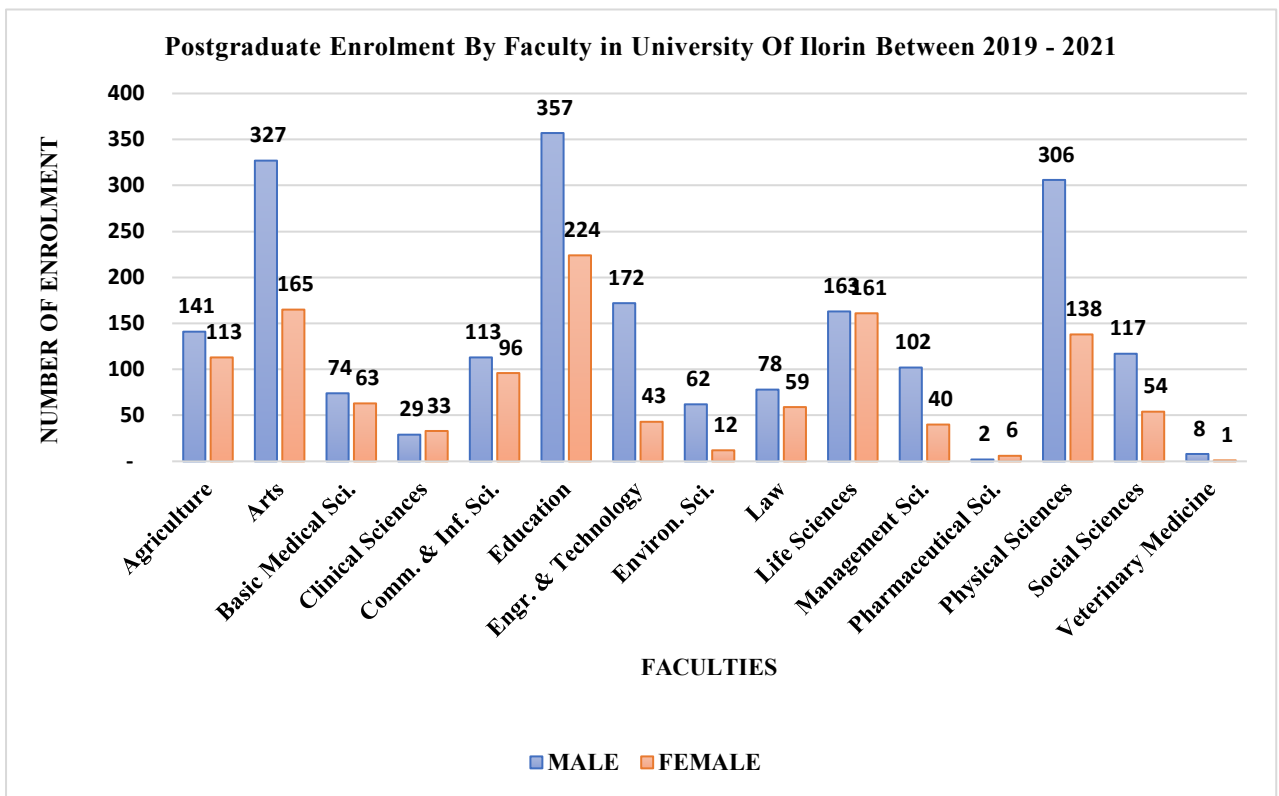
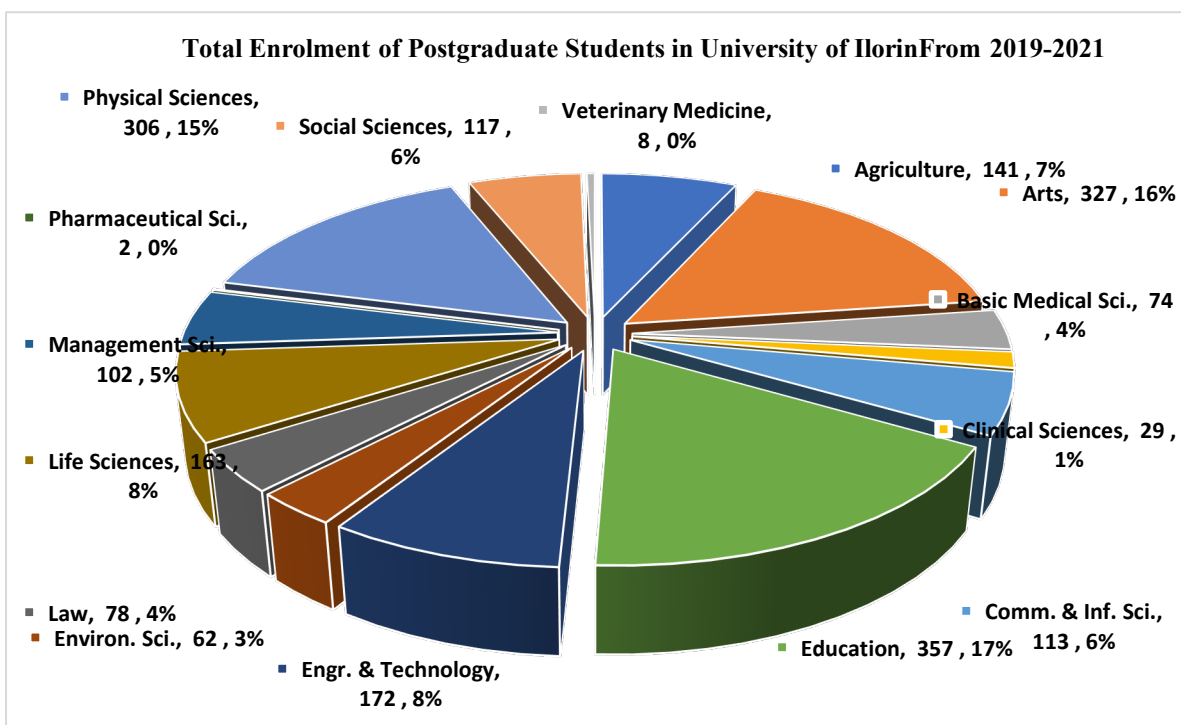


Figure 5

Postgraduate Enrolment by Faculty at University of Ilorin between 2019 -2021 Using Pie Chart



The table shows the total enrolment of postgraduate students by states in the University of Ilorin between 2019 -2021. Here, the analysis and explanations was done based on the six (6) Geo-political zones in terms of the total postgraduate enrolments and further analysis would be made based on male and female statistics

Table 5

Total Enrolment of Postgraduate Students by State in University of Ilorin between 2019 - 2021

S/N	State	Male	Female	Total
1	Abia	7	4	11
2	Adamawa	6	1	7
3	Akwa Ibom	18	3	21
4	Anambra	13	10	23
5	Bauchi	8	-	8
6	Bayelsa	-	2	2
7	Benue	25	12	37
8	Borno	4	2	6
9	Cross River	8	2	10
10	Delta	23	8	31
11	Ebonyi	8	3	11
12	Edo	29	16	45
13	Ekiti	83	51	134
14	Enugu	8	6	14
15	Fct	1	-	1
16	Gombe	9	1	10
17	Imo	11	15	26
18	Jigawa	3	1	4
19	Kaduna	24	14	38
20	Kano	50	35	85

21	Katsina	21	9	30
22	Kebbi	20	7	27
23	Kogi	145	126	271
24	Kwara	831	500	1,331
25	Lagos	17	18	35
26	Nassarawa	4	1	5
27	Niger	29	3	32
28	Ogun	81	39	120
29	Ondo	66	45	111
30	Osun	224	123	347
31	Oyo	237	136	373
32	Plateau	6	4	10
33	Rivers	8	1	9
34	Sokoto	1	1	2
35	Taraba	8	5	13
36	Yobe	7	-	7
37	Zamfara	8	4	12
38	Non-Nigerian	-	-	-
Total		2,051	1,208	3,259

The table shows the total number of postgraduate enrolments by state in the University of Ilorin between 2019 -2021. From the foregoing, taking the North-Central zone into perspective, the states under this zone are six and comprises of, Niger, Benue, Nassarawa, Plateau, Kogi, Kwara and FCT. Niger state for instance, has a total number of 32 postgraduate enrolments which comprises of 29 males and 3 females in the University of Ilorin, Benue State in contrast had a total number of 37 postgraduate enrolments' which is made up of 25 males and 12 females in the university between 2019 -2021. Furthermore, Nassarawa state had a total enrolment of postgraduate to be just 5 students consisting of 4 males and 1 female, in the same vein; plateau had a similar low turnout of postgraduate, recording a total of 10 students out of which were 6 males and 4 females. Kogi state on the

other hand was able to cough out a total of 271 postgraduate enrolments consisting of 145 males and 126 females within the period under study, while Kwara state had a gross total of 1,331 postgraduate enrolments which is made up of 831 males and 500 females within the period under study. This shows that Kwara state pays more attention to her indigenes in terms of education which will lead to the betterment of the state in the nearest future. Finally, FCT had a total number of 1 postgraduate enrolments consisting of just a single male in the state. From this, it shows that for the north central zone, Kwara state has the highest number of postgraduate enrolment in the university; this is followed by Kogi state.

Going by the North West zone, the dwellers of this zone are as follows: Jigawa, Kano, Katsina, Kaduna, Kebbi, Zamfara and Sokoto. Jigawa state had a total of 4 postgraduate enrolments which is made up of 3 males and 1 female, while the commercial hub of Nigeria, Kano state had a total of 85 postgraduate enrolments, out of which are 50 males and 35 females in the university. Also, Katsina, Kaduna and Kebbi all contributed 30, 38 and 27 postgraduate enrolments which consist of 21 males and 9 females, 24 males and 14 females, 20 males and 7 females respectively. Further, states like Zamfara and Sokoto both contributed a total of 12 postgraduate enrolments which consist of 8 males and 4 females while Sokoto had 2 postgraduate enrolments which includes a male and a single female. Hence, from these statistics, it is clear that the state with the highest postgraduate enrolments from the North West zone is Kano with 85 postgraduates', followed by Kaduna with 38 undergraduates and Katsina with 30 students.

In tandem with North east zone, states like Gombe, Bauchi, Yobe, Borno, Adamawa and Taraba are included in this zone. From the aforementioned, Gombe state had a total contribution of 10 postgraduate enrolments which is made up of 9 males and 1 female between 2019 -2021, Bauchi was credited with 8 postgraduate enrolments, out of which were 8 males and zero females. Yobe state did not exceed 7 postgraduate enrolments which

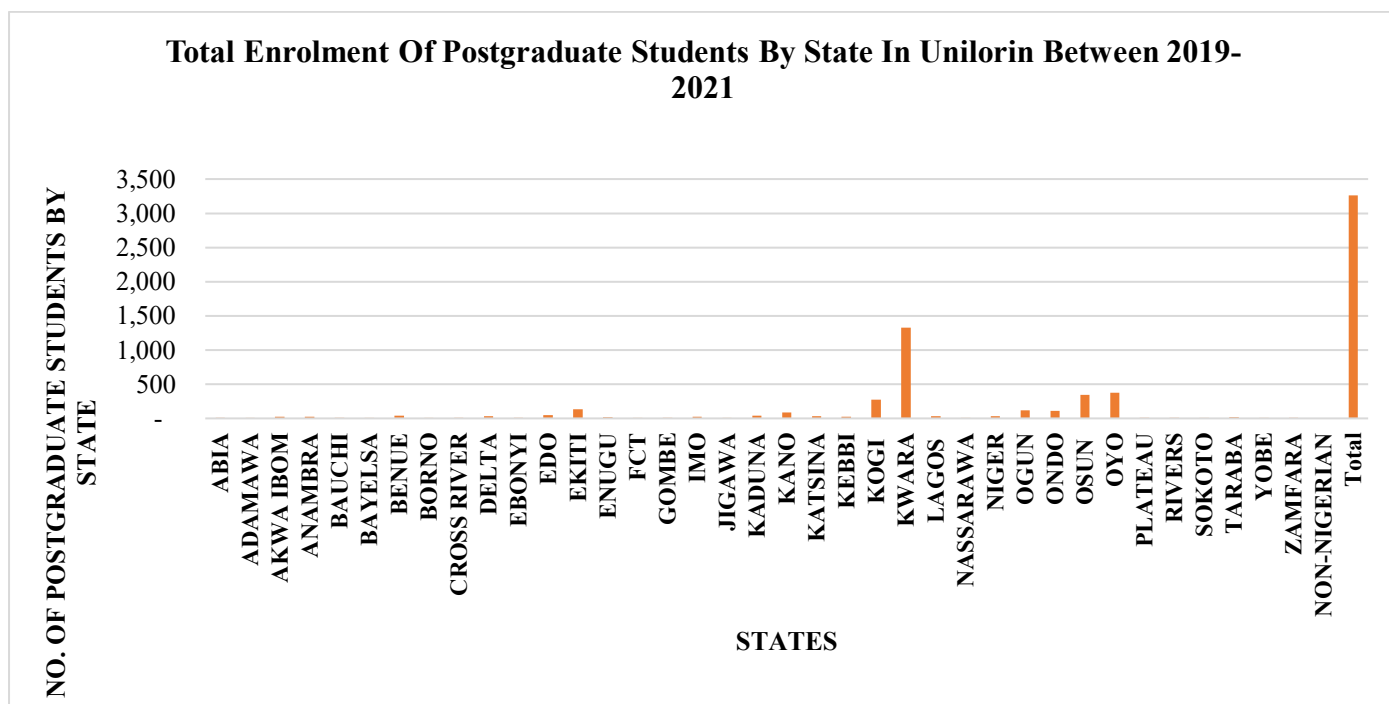
incidentally were all males while Borno still manage to record 6 postgraduate enrolments with 4 males and 2 females within the period under study. Adamawa had 7 which included 6 males and 1 female, thus, Taraba posted 13 postgraduate enrolments (8 males and 5 females) respectively. Moving further, the South-South zone which comprises of states like Akwa-Ibom, Cross-rivers, Bayelsa, Rivers, Delta and Edo state. From the forgoing, the statistics of Akwa-Ibom postgraduate enrolments in university of Ilorin is given as 21, which consist of 18 male and 3 female enrolments. Cross-river had a total of 10 enrolments in the University of Ilorin, which comprises of 8 male and 5 female enrolments. Furthermore, Bayelsa recorded a total of 2 postgraduate enrolments which were all female postgraduate enrolments. Rivers and delta state had a total of 9 and 31 postgraduate enrolments, with rivers recording 8 males and single female enrolments while delta had 23 males and 8 female enrolments. The last but not the list on the list is Edo state which had a total of 45 postgraduate enrolments in the University of Ilorin which is made up of 29 males and 16 females. From forgoing, the leading state in the South-South zone in terms of postgraduate enrolment at the university is Edo state followed by delta state.

In addition, the South-East zone which comprises of states like Imo, Anambra, Abia, Enugu and Ebonyi state. From the aforementioned, the statistics of Imo postgraduate enrolments in university of Ilorin is given as 26, which consist of 11 male and 15 female enrolments. Anambra had a total of 23 enrolments in the University of Ilorin, which comprises of 13 male and 10 female enrolments. Furthermore, Abia recorded a total of 11 postgraduate enrolments which is split into 7 males and 4 female postgraduate enrolments. Enugu and Ebonyi state had a total of 14 and 11 postgraduate enrolments, with Enugu recording 8 males and 6 females enrolments while Ebonyi had 8 males and 11 female enrolments. In the same vein, the south west zone is made up of Lagos state, Ogun state, Oyo state, Osun state, Ekiti state and Ondo state. From the preceding, Lagos state registered 35

total registrations which are made up of 17 males and 18 female postgraduate enrolments in the university, Ogun state made a contribution of 120 postgraduate enrolments which consist of 81 male enrolments and 39 female enrolments. Also, Oyo state recorded 375 total postgraduate enrolments which is split into 237 male enrolment and 136 female enrolments. Osun and Ekiti states had 347 and 134 total postgraduate enrolments which is made up of 83 male enrolments and 51 female enrolments for Ekiti state from 2019 -2021, while Osun state had 224 male enrolments and 123 female enrolments. Ondo state had 111 total postgraduate enrolments which is made up of 66 male students and 45 female enrolment. Furthermore, a pictorial representation is given for clarity and understanding.

Figure 6

Postgraduate Enrolment by State in University Of Ilorin between 2019 -2021 Using Bar Chart



Discussion

Based on the data collected and analysed in this study, findings showed that the total number of undergraduate enrolment in the University of Ilorin was 49,651, with the total number of females having 51.2% of the total undergraduate enrolments in the University of Ilorin. This is closely followed by the total number of male enrolments which accounted for about 48.8% of the total number of undergraduate enrolments in the university. From these statistics, it is clear that the University of Ilorin is dominated by females in terms of undergraduate enrolments at the university. Furthermore, we could also observe that the faculty of education had the highest number of undergraduate enrolments in the university, accounting for 31.4% of the total number of undergraduate enrolments in the university within the period under study. Also, the faculty of veterinary medicine had the lowest number of undergraduate enrolments in the school, accounting for 0.48% of the total enrolments in the university. In light of this, as regards the total number of undergraduates in the university by states in Nigeria, we could observe the same trend as discussed, with the total number of females exceeding that of the males in terms of total number of undergraduate enrolments by state in the university. Out of a total population of (49,651), females accounted for about (25,427) which is more than the total number of male enrolments figured as (24,224). In addition, Kwara state had the highest number of undergraduate enrolments in the university, recording a total number of (20,458) which is about 41.2% of the total number of undergraduate enrolments by state in the university, while bringing up the rare was Yobe state, recording an abysmal figure of 2 undergraduate enrolments in the university. Similarly, the total number of non-Nigerians in the university was 228 enrolments, which is about 0.46% of the total number of enrolments in the University of Ilorin. This is in line with Ademola et al. (2014) who discovered that there are clear indications that female enrolments in private tertiary institutions are usually more than that of their male counterpart and that the impact of the proprietor's personality on enrolment behavioural patterns is a key research area

to focus on, as effects of this influence have begun to manifest in most private universities in Nigeria. Similarly, Adeyemi and Akpotu (2004) found out there is diversity in the trend and pattern of gender enrolment at the nation's universities across the geo-political zones that make up the country, with a larger divide in the north, which could be attributed to the people's cultural and religious disposition. The study also found out that the number of female students in each case was more than that of the male students. Also, Odia (2014) revealed that job prospects or employment opportunities, gender and environmental factors have significant influence on students' enrolment in social studies programme whereas socio-economic, teacher-related, and parental factors do not influence students' enrolment in social studies. Also, that the rate of female students enrolment in post-secondary school are on the rise when compared to that of the males.

In regards to the second research question, which seek to establish the enrolment postgraduate students in University of Ilorin, findings indicate that the total number of postgraduate students in the university of Ilorin was 3, 259 enrolments, with the total number of males having 62.9% of the total postgraduate enrolments in the University of Ilorin. This is closely followed by the total number of female enrolments which accounted for about 37.1% of the total number of postgraduate enrolments in the university. From these statistics, it can be said that University of Ilorin is dominated by males in terms of postgraduate enrolments at the university. Again, findings revealed that the Faculty of Education had the highest number of postgraduate enrolments in the university, accounting for 17.8% of the total number of postgraduate enrolments in the university between 2019 -2021. Also, the Faculty of Pharmaceutical Sciences had the lowest number of postgraduate enrolments in the school, accounting for 0.25% of the total enrolments in the university. From the foregoing, as regards the total number of postgraduates in the university by states in Nigeria, findings indicates a similar scenario as discussed, with the total number of males exceeding that of the females in

terms of total number of postgraduate enrolments by state in the university. Out of a total population of (3,259), males accounted for about (2,051) which is more than the total number of female enrolments figured as (1,208). In addition, it was examined that Kwara state had the highest number of postgraduate enrolments in the university, recording a total number of (1,331) which is about 40.8% of the total number of postgraduate enrolments by state in the university. Anchoring the last place was FCT, recording an inferior figure of just a single postgraduate enrolment in the university. In the same vein, there were no postgraduate enrolments from non-Nigerians in the university between 2019 -2021. This is in tandem with the work of Faleye and Dibu-ojerinde (2018) who found that male students enrolled in the B.Sc. Education/Economics Program in greater numbers than female students, and that male students outperform female students at all levels and as a result, the study recommends that the cut-off points for admission to the program (whether through UME or Direct Entry) be lowered for females in order to increase the number of female students enrolled in the program. In addition, Akinyemi and Gbenu (2009) revealed that class size has a substantial negative link with students' academic success in public tertiary institutions in Lagos State, while global utilization rate has no significant relationship with students' academic performance in public postsecondary institutions in Lagos State. The study further found out that male students enrolment into tertiary institutions are on the rise, as more male students are willing to further their education even beyond B.sc level. Further, Olugbenga (2021) revealed that there is a positive significant influence of university's brand image on students' enrolment and also shows that promotional appeal influences students' enrolment. In addition, male students will be willing to further their studies at postgraduate level as against the females.

Implications for Managment

Based on the findings of the study, it has implications for the management of university of Ilorin and other stakeholders:

1. That effort should be made to expand the existing facilities in the university to accommodate more students in view of increased enrolments in the university.
2. It was found that females enrolments were more than the males at undergraduate level, the effort should be sustained to ensure more space for children education.
3. Awareness via various advertising platforms should be made to sensitize people on how to enroll postgraduate programs in the university.
4. Admission process in the university should be made seamless in terms of application and assessment of the students for entrance examination.
5. The postgraduate school fees payment should be made seamless by using the modus operandi that is obtainable in Obafemi Awolowo University (OAU), where students are allowed to pay their school fees in installments. This will ensure high enrolment rate at postgraduate level;
6. More admission space should be created for non-Nigerians who are willing to get admission in the university. This can be achieved through flexible admission process as it is obtained in foreign universities.

Conclusion

Based on these findings, it was established that females had more undergraduate enrolments than that of the males, with the females having a total of 51.2% as against the males with 48.8%. Also, Faculty of Education had more undergraduate enrolments than any other faculty between 2019 -2021 and the faculty of veterinary medicine had the lowest in terms of undergraduate enrolments in the university. In addition, taking the total number of undergraduate enrolments by state into consideration, Kwara state had the upper share in terms of undergraduate enrolments in the state, accounting for about 41.2% of the total

number of undergraduates by state in the university while Yobe state had the lowest number of undergraduate enrolment in terms of state representation. Moving further, the findings of the postgraduate enrolment revealed that the total number of male postgraduate enrolment was more than that of the female postgraduate enrolment within the period under study. It was similarly observed that the Faculty of Education had the highest number of postgraduate enrolments in the university while pharmaceutical sciences had the lowest figure in relation to postgraduate enrolments in the university. In the same vein, Kwara state again was had the lion share in the area of postgraduate enrolments in the university and FCT had a contribution of just a single postgraduate enrolment in the university. In view of the forgoing, it can be deduced that the issue of education is reflected in the university evidenced by the undergraduate enrolments and the increasing number of postgraduate enrolments in the university. Therefore, it can be said that the issue of students' enrolment in the University of Ilorin is on the rise.

References

- Abdulkareem, A. Y. (2003). An evaluation of input resources in Kwara State primary schools. *Benin Journal of Education Studies*, 17, 1-11.
- Adejimi, S.A & Nzabwirwa, W. (2021.). Students ' enrolment trend in the School of Education , College of Education , University of Rwanda. *Journal of Social Sciences*, 9(1), 17-27.
- Ademola, E.O., Ogundipe, A.T. & Babatunde, W. T. (2014). Students ' enrolment into tertiary institutions in Nigeria : The influence of the founder ' s reputation. *Journal of Research*, 5(3), 55-82.
- Aderemi, H. O., Hassan, O. M., Siyanbola, W. O., & Taiwo, K. (2013). Trends in enrolment, graduation and staffing of science and technology education in Nigeria tertiary institutions: A gender participation perspective. *Educational Research and*

Reviews, 8(21), 2011-2020.

Adeyemi, K., & Akpotu, N. (2004). Gender analysis of student enrolment in Nigerian universities. *Journal of Education*, 19(1), 361–378.

Akinyemi, I. A & Gbenu, J. B. (2009). Student enrolment , global utilisation rate and academic performance in public tertiary institutions in lagos state , Nigeria. *Research Science*, 21(1), 80–90.

Ayodele, I. E., & Abiodun-Oyebanji, O. (2007). Personnel and physical resource utilisation in South West Nigerian primary schools. *The Social Science Medwell Journal*, 9(4), 431-435

Babalola, J. (2014). Determinants of Enrolment in Nigerian Universities. *Journal of Arts*, 11(2), 24-37.

Bold, T., Filmer, D., Martin, G., Molina, E., Stacy, B., Rockmore, C., & Wane, W. (2017). Enrolment without learning: Teacher effort, knowledge, and skill in primary schools in Africa. *Journal of Economic Perspectives*, 31(4), 185-204.

Chukwuka, I. E., & Nma, N. G. (2015). Mobilization initiatives for enhancing secondary school students ' enrolment into vocational and technical education program of universities for self reliance in South East , Nigeria. *Journal of Education*, 18(1), 623–629.

D'Anna, S., Denmark, B., Rosenthal, M., & Maillet, J. O. S. (2019). High School Students' College Outcomes in a Dual Enrollment Program, 1998–2015. *Journal of Allied Health*, 48(4), 263-269.

Danjuma, I., & Danjuma, I. (2021.). Relationship between customer service and students ' enrollment into private universities related papers. *Educational Management*, 12(2), 4-21.

Ekundayo, H. T., & Ajayi, I. A. (2009). Towards effective management of university

education in Nigeria. *Journal of Management*, 4(8), 342–347.

Faleye, B. A., & Dibu-ojerinde, O. O. (2018). A review of the enrolment and performance of male and female students in education / economics programme of obafemi awolowo a review of the enrolment and performance of male and femle. *Journal of Research*, 12(1)23-31. <https://doi.org/10.1080/09718923.2006.11978383>.

Kola, J., & Akanbi, A. G. (2014). Perceived causes of students ' low enrolment in science in secondary perceived causes of students ' low enrolment in science in secondary schools , Nigeria. *Jorunal of Education*, 17(2), 3-18. <https://doi.org/10.11648/j.ijsedu.20130105.11>.

Nwadiani M. (2000). Educational management for sub- saharan africa, dimensions of education. nigerian society for educational planning (nsep) (in association with monose amalgamates). *Research Journal*, 14(4), 1-10.

Odia, A. A. (2014). A study of factors influencing students ' enrolment in social studies education at the post-secondary school level in Nigeria. *Social Sciences*, 34(1), 116–124.

Ojeaga, I. J. (2012). Use of career education and occupation information services in boosting enrolment into vocational and technical education programs in nigeria. 5(4), 229–236. <https://doi.org/10.5539/ies.v5n4p229>.

Ojogwu, C. N., & Alutu, A. N. G. (2017). Analysis of the learning environment of university students on nigeria : a case study of university of benin analysis of the learning environment of university students on. *Behavioural Sciences*, 8(1), 69–73. <https://doi.org/10.1080/09718923.2009.11892693>.

Olowookere, M. T. (2021). Workforce Diversity and Organizational Performance: A Case Study of University of Ilorin Teaching Hospital (Doctoral dissertation, Kwara State University (Nigeria)).

Olugbenga. (2021). Students' enrolment in nigerian private universities: the pull effect of

- corporate image and promotional appeal. *Journal of Educational Plannning*, 4(2), 23-56.
- Onwumere, M. (2020). Strategies for improving students' enrolment into vocational technical education programmes of universities in south east, Nigeria. *Social Education*, 2(2), 58–68.
- Tukur, M. A., Abubakar, L. A., & Abdulrahman, O. (2019). Marketing mix and students ' enrolment in private universities in kwara state , Nigeria. *Journal of Education*, 10(2), 53–63.
- Unit, A. P., State, T., Studies, D., State, T., & State, T. (2019). *Nigerian Universities and their Sustainability : Challenges and Way Forward*. *Social Sciences*, 8(2), 72–82.
- Yusuf, S., Mustapha, A. I., Dewumi, A. A., & Abiola, A. A. (2021). Pattern of students' enrolment and graduation rates in al-hikmah university, Nigeria: implications for management. *Journal of Economics and Management Research*, 9(1),100-123.