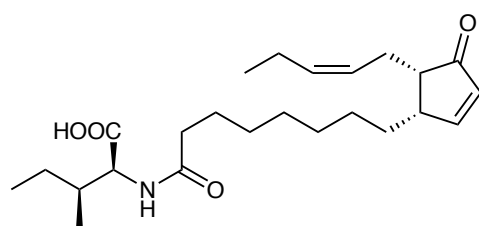




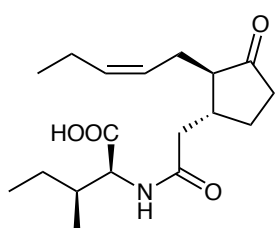
Title	Potato tuber-inducing activities of jasmonic acid and related-compounds (II)
Author(s)	Miyawaki, Kanji; Inoue, Shiro; Kitaoka, Naoki; Matsuura, Hideyuki
Citation	Bioscience biotechnology and biochemistry, 85(12), 2378-2382 https://doi.org/10.1093/bbb/zbab161
Issue Date	2021-12
Doc URL	http://hdl.handle.net/2115/87357
Rights	This is a pre-copyedited, author-produced version of an article accepted for publication in Bioscience biotechnology and biochemistry following peer review. The version of record Kanji Miyawaki, Shiro Inoue, Naoki Kitaoka, Hideyuki Matsuura, Potato tuber-inducing activities of jasmonic acid and related-compounds (II), Bioscience, Biotechnology, and Biochemistry, Volume 85, Issue 12, December 2021, Pages 2378-2382, is available online at: https://doi.org/10.1093/bbb/zbab161 .
Type	article (author version)
Additional Information	There are other files related to this item in HUSCAP. Check the above URL.
File Information	32_Supplementary.pdf



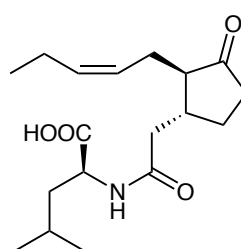
[Instructions for use](#)



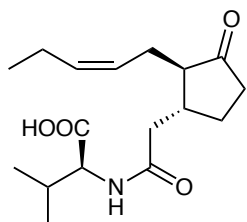
cis-(+)-OPDA-L-Ile



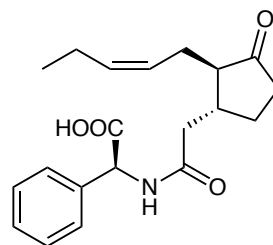
(-)-JA-L-Ile



(-)-JA-L-Leu



(-)-JA-L-Val



(-)-JA-L-Phe

Figure S1. Chemical structures of (-)-JA-L-Ile, -Leu, -Phe, -Val, and *cis*-(+)-OPDA-L-Ile.

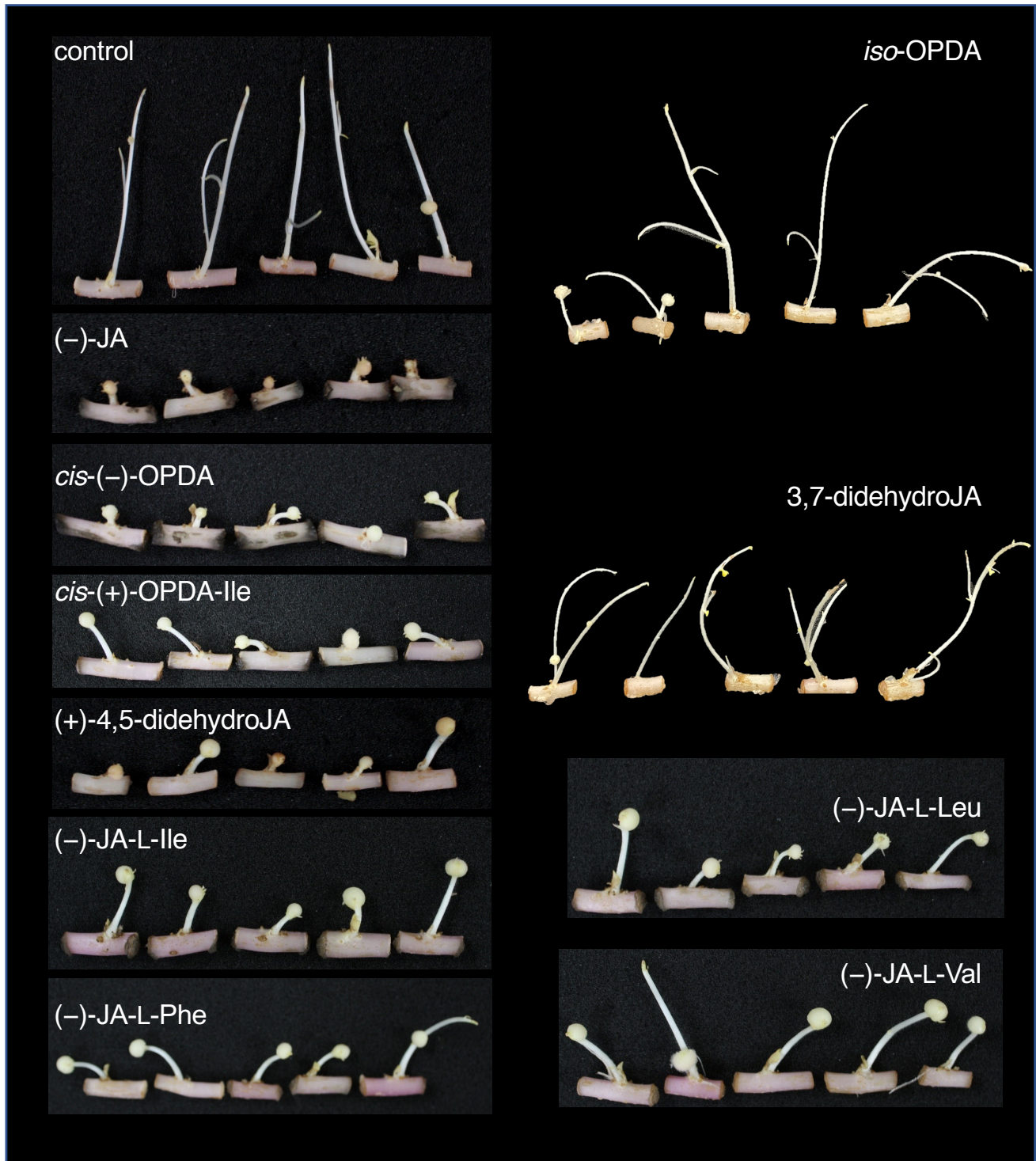


Figure S2. Potato tuber inducing activities.

Single node stems of *S. tuberosum* cv. Dansyaku were transplanted onto modified 1/2 white medium containing of target compound ($1 \times 10^{-4}M$), and left for 3 weeks at 22 °C under the dark.

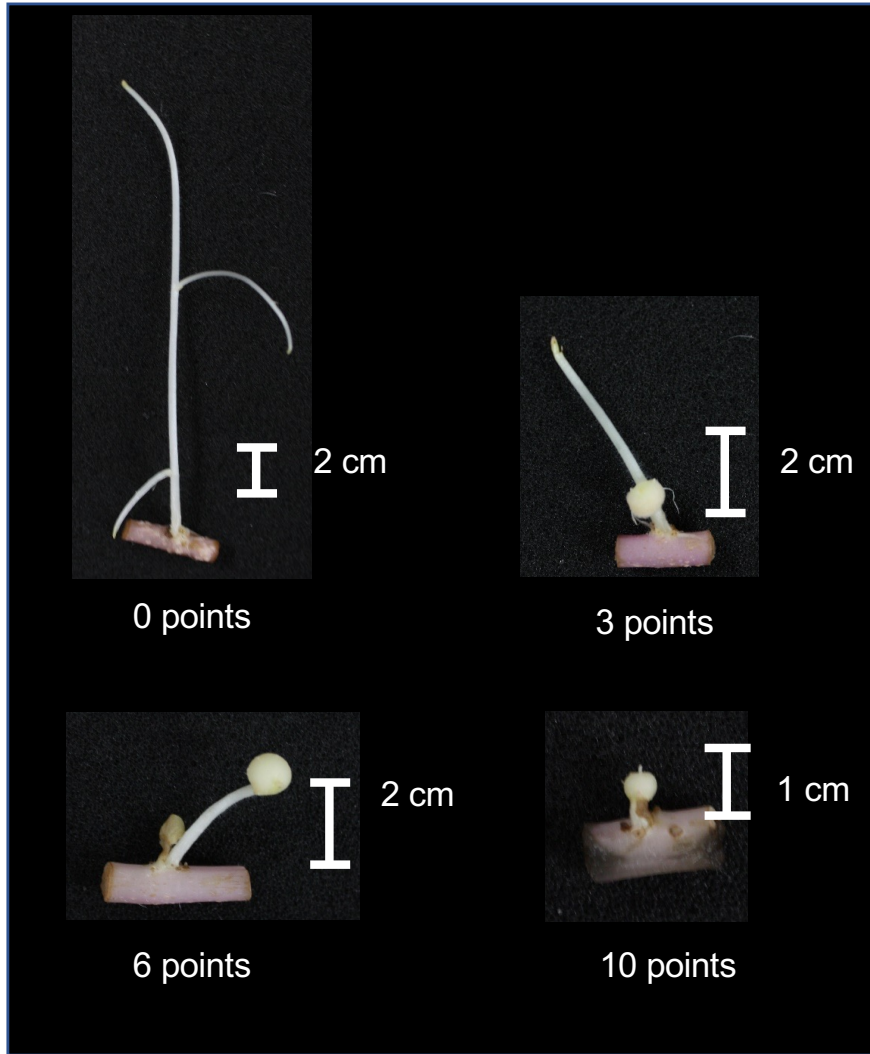


Figure S3. Grading scales to evaluate potato tuber inducing activity.