




## Journal of Advanced Research in Numerical Heat Transfer

Journal homepage:  
<http://www.akademiabaru.com/submit/index.php/arnht/index>  
ISSN: 2735-0142



# Heat Transfer and Pressure Drop of Water Based Hybrid $\text{Al}_2\text{O}_3:\text{SiO}_2$ Nanofluids in Cooling Plate of PEMFC

Muhammad Syafiq Idris<sup>1</sup>, Iرنie Azlin Zakaria<sup>1,\*</sup>, Wan Azmi Wan Hamzah<sup>2</sup>

<sup>1</sup> Faculty of Mechanical Engineering, Universiti Teknologi MARA, 40450 Shah Alam, Selangor, Malaysia

<sup>2</sup> Faculty of Mechanical Engineering, Universiti Malaysia Pahang, 26600 Pekan, Pahang, Malaysia

### ABSTRACT

A Proton Electrolyte Membrane fuel cells (PEMFC) is considered to be a viable alternative to Internal Combustion Engines (ICEs) in automotive applications due to the key advantages in thermal management system. The main duty of thermal management system is to maintain the desirable temperature, with a uniform temperature distribution across the stack and its individual membranes. In this paper, the thermal enhancement for two types of PEMFC cooling plates were analysed and presented. The hybrid  $\text{Al}_2\text{O}_3:\text{SiO}_2$  was used as coolant in distributor cooling plate. The study focuses on water based 0.5% volume concentration of single  $\text{Al}_2\text{O}_3$ , single  $\text{SiO}_2$  nanofluids, hybrid  $\text{Al}_2\text{O}_3:\text{SiO}_2$  nanofluids with mixture ratio of 10:90 and 50:50. The effect of different ratios of nanofluids to heat transfer enhancement and fluid flow in Reynold number range of 400 to 2000 was observed. A 3D computational fluid dynamic (CFD) was developed based on distributor cooling plates using Ansys 16.0. Positive heat transfer enhancement was obtained where the 10:90  $\text{Al}_2\text{O}_3:\text{SiO}_2$  nanofluids has the highest heat transfer coefficient as compared to other nanofluids used. However, all nanofluids experienced higher pressure drop. Therefore, the advantage ratio was used to analyze the effect of both heat transfer enhancements and pressure drop demerits for nanofluids adoption. The results concluded that 10:90  $\text{Al}_2\text{O}_3:\text{SiO}_2$  hybrid nanofluid is the most feasible candidate followed by 50:50  $\text{Al}_2\text{O}_3:\text{SiO}_2$   $\text{Al}_2\text{O}_3$  hybrid nanofluids up to fluid flow of Re1000. The positive results implied that hybrid  $\text{Al}_2\text{O}_3:\text{SiO}_2$  nanofluids do improve the single nanofluids behaviour and has a better potential for future applications in PEMFC thermal management.

### Keywords:

Hybrid nanofluids; PEMFC; thermal enhancement

Received: 12 October 2020

Revised: 1 December 2020

Accepted: 25 March 2021

Published: 29 March 2021

## 1. Introduction

Nowadays, there are an increasing trend of the emergence of an alternative energy to replace internal combustion engine (ICE) in automotive industry. Among the highly potential alternative is proton electrolyte membrane fuel cell (PEMFC). The PEMFC is an electro-chemical device, which generates electricity by converting chemical energy [1]. The chemical energy comes from the reaction of hydrogen that act as a fuel with pure oxygen or oxygen from surrounding air [2]. The PEMFC is a forethought as potential energy generation device due to the high energy conversion efficiency of 60 % as compared to 20 % to 30 % in ICE [3]. The PEMFC offers most promising clean energy technology without any form of combustion due the presence of its by-products which are merely water and heat. The key constituent of the PEMFC is the Membrane-Electrode Assembly (MEA), which acts as

\* Corresponding author.

E-mail address: [irnieazlin@uitm.edu.my](mailto:irnieazlin@uitm.edu.my)

the component where the proton migrates from anode to cathode [4]. The proton is produced by catalytically oxidized the hydrogen at the anode, and then it will migrate to the cathode in order to react with oxygen to produce water and heat [5]. The electro-chemical reactions will require an excellent maintenance in its membrane hydration levels [1]. It is very essential as to ensure that the operating condition of a fuel cell are balanced in terms of temperature, humidity and reactant flow rates in order to achieve optimum fuel cell performance [2]. Heat constituents in PEMFC is comparable with power output with percentages of 55% to entropic heat, 35% to irreversible reaction heat and remaining 10% to ohmic heating respectively [5]. The by-product of this electro-chemical reactions is the main contributor of heat generation where the elimination of heat is not efficiently executed as the temperature difference between the ambient temperature and the operating temperature of PEMFC (60°C-80°C) is quite small [6]. The heat generated from PEMFC can be removed through various ways namely cooling through cathode air cooling, liquid cooling, phase change cooling and heat spreader cooling [7]. However there are many challenges for the heat to be eliminated efficiently. Among the initiatives studied by other researchers are by increasing the heat transfer area, improving the flow of the coolant in order to eliminate the hot spots and to improve the heat transfer property of the PEMFC cooling medium itself. The thermal properties of the conventional coolant used in PEMFC which is distilled water can be further improve in order to increase the heat dissipation from the system without sacrificing the compactness of the size [9]. Therefore, nanofluids as an alternative coolant to PEMFC is believed to offer a promising solution in order to reduce the size of the thermal management system of PEMFC.

Nanofluids are engineered colloids made of a base fluid and nanoparticles of 1 to 100nm in size. Nanofluids intensifies the heat transfer due to the superior thermo-physical properties mainly in term of thermal conductivity. Addition of metallic and non-metallic nanoparticles to the base fluids have increased the total surface area of the particles which eventually improved the heat transfer rate as compared to the base fluids. Zakaria *et al.*, [8] has concluded that both thermal conductivity and electrical conductivity of Al<sub>2</sub>O<sub>3</sub> nanofluids has improved up to 12.8 % and 14.3 % as compared to the base fluid. Another experimental analysis conducted by Zakaria *et al.*, [9] using water based SiO<sub>2</sub> nanofluids proved that it reduced average plate temperatures by 15% to 20% as compared to conventional coolant. In terms of heat transfer coefficient enhancement by nanofluids, SiO<sub>2</sub> nanofluids has shown improvement of 3.5% as compared to base fluid of water through numerical analysis by Zakaria *et al.*, [10]. Azmi *et al.*, [11] has also experimented Al<sub>2</sub>O<sub>3</sub> nanofluids in his study and reported that its thermal conductivity has improved from 2.6% to 12.8% compared to water:ethylene glycol based fluid. Murshed and Estelle have reported that Al<sub>2</sub>O<sub>3</sub> nanofluids is considered one of the most commonly used nanoparticles by researchers, while SiO<sub>2</sub> is the least used non-metallic nanofluids [12]. However, adoption of nanofluids as coolant has a penalty of additional pressure drop, resulting higher pumping power required [13]. This is due to the higher viscosity value of nanofluids as compared to the base fluids.

The single nanofluids are then further enhanced in order to improve the thermo-physical properties through combination of more than a single nanoparticles to form hybrid nanofluids or even tri-hybrid nanofluids. Abdul *et al.*, [14] have done an experimental investigation on water based hybrid TiO<sub>2</sub>:SiO<sub>2</sub> nanofluids. He observed that the thermal conductivity enhancement exceeded up to 16% higher than the base fluid. Meanwhile, Nabil *et al.*, [15] conducted an experiment on water:EG based hybrid TiO<sub>2</sub>:SiO<sub>2</sub> nanofluids and reported that the thermal conductivity has tremendously improved up to 22.8% as compared to base fluid. However, not all hybrid nanofluids are a success story. There are failed hybrid nanoparticles reported which are due to the inhibition of natural convection because of agglomeration of two types of nanoparticles, causing the thermal conductivity of the nanofluids to decrease. The stability of hybrid nanoparticles also highly influenced the thermal

conductivity of the nanofluid. Thus, the interaction between the two nanoparticles also important in contribution to the enhancement of thermal conductivity [13].

Nanofluids also has a potential to be adopted in PEMFC as an alternative coolant. Nanofluids for PEMFC was initially developed by Dynalene Incorporation, USA who claimed to capable of maintaining its low electrical conductivity of the coolant which is less than 5  $\mu\text{S}/\text{cm}$  for a minimum of 5000 h [6]. The low electrical conductivity property is strictly needed in PEMFC application to avoid shunt current due to leakage of the electricity generated to the conductive coolant. This leakage will eventually reduce the performance of a PEMFC [16]. Studies have been performed by researchers namely Zakaria *et al.*, [9] in both fundamental and stack level of PEMFC. The study shows that the heat transfer is improved by 13.8 % with the adoption of  $\text{Al}_2\text{O}_3$  nanofluids in 50:50 (w:EG) as coolant in an experimental work of a single PEMFC cooling plate [17]. This is also in good agreement by findings of Islam *et al.*, [18] who concluded that the radiator size can be further reduced up to 29 % with the adoption of ZnO in 50:50 (w:EG) as coolant in PEMFC. Zakaria *et al.*, [8] later investigated the  $\text{Al}_2\text{O}_3$  nanofluids in a 2.4 kWe fuel cell stack and observed that there is a slight reduction in the electrical power produced by the stack but still tolerable with the significant improvement in heat transfer rate. The suggested ratio was 0.1 vol % of  $\text{Al}_2\text{O}_3$  nanofluids in water based on the TER (Thermo-electric ratio) established.

This study explored the improvement of hybridizing both  $\text{Al}_2\text{O}_3$ :  $\text{SiO}_2$  nanoparticles in term of heat transfer and pressure drop in a PEMFC single plate. The hybrid nanofluids were varied in mixture ratios and Re number. It is expected that the hybrid nanofluids will perform better than the single nanofluids. At the end of the study, the most feasible  $\text{Al}_2\text{O}_3$ :  $\text{SiO}_2$  hybrid nanofluids as an alternative cooling medium for PEMFC is established.

## 2. Methodology

### 2.1 Thermophysical Properties Measurement

Thermo-physical properties such as thermal conductivity and viscosity of nanofluids used in this study were measured experimentally at temperature of 27 °c.

The density of nanofluid was calculated using equation:

$$\rho_{nf} = (1 - \phi)\rho_f + \phi\rho_p \quad (1)$$

The density of hybrid nanofluid was calculated using equation:

$$\rho_{hnf} = (1 - \phi)\rho_f + \phi_{p_1}\rho_{p_1} + \phi_{p_2}\rho_{p_2} \quad (2)$$

The specific heat of nanofluid was calculated using equation:

$$\frac{(1 - \phi)\rho_f C_f + \phi\rho_p C_p}{\rho_{nf}} \quad (3)$$

The specific heat of hybrid nanofluid was calculated using equation:

$$\frac{(1 - \phi)\rho_f C_f + \phi_{p_1}\rho_{p_1} C_{p_1} + \phi_{p_2}\rho_{p_2} C_{p_2}}{\rho_{hnf}} \quad (4)$$

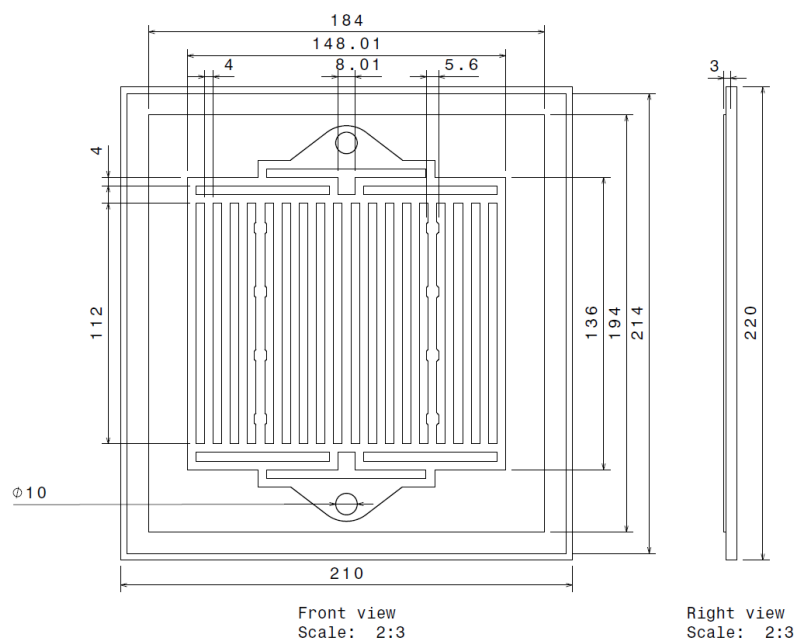
Where  $\phi$  was referred as particle volume fraction and subscripts  $f$ ,  $p1$ ,  $p2$ ,  $nf$  and  $hnf$  are referred to base fluid (water), first nanoparticle ( $Al_2O_3$ ), second nanoparticle ( $SiO_2$ ), nanofluid and hybrid nanofluid. All properties required were tabulated in Table 1.

**Table 1**  
 Thermophysical Properties of Nanoparticles

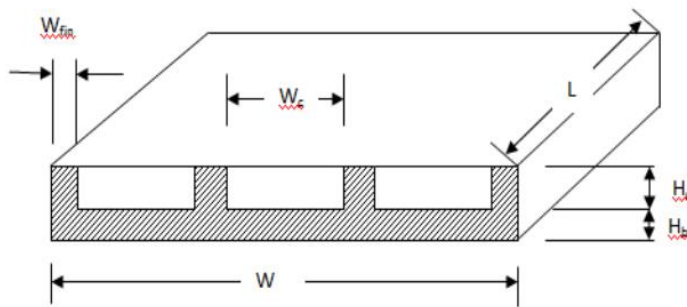
Fluid Name	Thermal Conductivity, k (W/mK)	Specific Heat, Cp (J/kg.K)	Viscosity, $\mu$ (Pa.s)	Density, $\rho$ (kg/m <sup>3</sup> )	Reference
SiO <sub>2</sub> 0.5% conc.	1.38	740	-	2220	[10, 19]
Al <sub>2</sub> O <sub>3</sub> 0.5% conc.	36	765	-	4000	[20, 17]
Water	0.615	4180	0.000854	999	[10, 21, 17, 22]

## 2.2 Mathematical Model of Mini Channel PEMFC Cooling Plates

A 3D computational fluid dynamic (CFD) was developed based on the distributor cooling plates dimensions. The material used for the mini channel is carbon graphite to mimic the conventional material used in cooling plate of PEMFC. The cooling plate was assembled with heater pad and coolant body using CATIA V5 software. The heater pad was placed at the bottom of the cooling plate. The overall dimension for the distributor plates is shown in Figure 1. The Figure 2 explains the detailed dimension of the mini channel.

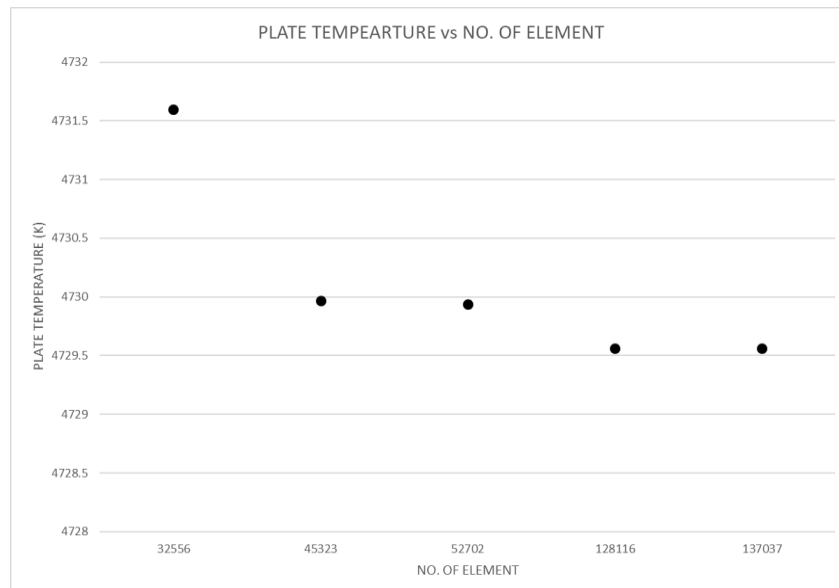


**Fig. 1.** Dimensions of distributor cooling plate



Parameter	Dimension, mm
<b>W<sub>fin</sub></b>	4
<b>W<sub>c</sub></b>	4
<b>W</b>	28
<b>L</b>	112
<b>H<sub>c</sub></b>	1
<b>H<sub>b</sub></b>	8

**Fig. 2.** Cross section of cooling plate mini channel



**Fig. 3.** Grid Independence Test on Distributor Cooling Plate

The heating pad was selected as a source term with only one energy source that bear the value of 1298701 w/m<sup>3</sup> and assumed as constant. As for boundary conditions, the inlet velocity was varied in a range of Reynold Number between 400 to 2000 while the outlet is subjected to zero pressure. The fluid flow was assumed to be incompressible, laminar, and in steady state.

The simple algorithm (semi-implicit method for pressure linked equations) was selected as scheme to couple the pressure and velocity. The solution was executed using the hybrid initialization with iterations value of 30. The grid independence test conducted was presented in Figure 3. The result shows that the number of elements required was 128116 for distributor cooling plate as the plate temperature remained stable from that point onwards.

The simulation done in Ansys 16.0 Fluent is governed by the following equations (5) (13) [23]  
 Continuity equation:

$$\nabla \cdot (\rho_{nf} \cdot V_m) = 0 \quad (5)$$

Momentum equation:

$$\nabla \cdot \rho_{nf} \cdot V_m \cdot VM = -\nabla P + \nabla \cdot (\mu_{nf} \cdot \nabla V_m) \quad (6)$$

Energy equation for fluid:

$$\nabla \cdot (\rho_{nf} \cdot C \cdot V_m \cdot T) = \nabla \cdot (k_{nf} \cdot \nabla T) \quad (7)$$

Heat conduction through solid wall:

$$0 = \nabla \cdot (k_s \cdot \nabla T_s) \quad (8)$$

No slip boundary at the wall:

$$\vec{V} = 0(@Walls) \quad (9)$$

Boundary conditions at inlet were assumed as:

$$\vec{V} = V_m(@inlet) \quad (10)$$

$$P = \text{atmospheric pressure} (@outlet) \quad (11)$$

The heat is conducted through the solid and dissipated away via forced convection of fluid that flow through the distributor cooling plate. Bottom surface is uniformly heated with constant heat flux.

$$-k_{nf} \cdot \nabla T = q"(@bottom \text{ of distributor cooling plate}) \quad (12)$$

$$-k_{nf} \cdot \nabla T = 0(@top \text{ of distributor cooling plate}) \quad (13)$$

### 2.3 Heat transfer and fluid flow analysis

Heat transfer was then calculated using equation:

$$h = \frac{q}{T_p - \left(\frac{T_i + T_o}{2}\right)} \quad (14)$$

Nusselt number was calculated using equation:

$$Nu = \frac{hD_i}{k} \quad (15)$$

Pressure drop was determined using equation:

$$\Delta P = P_i - P_o \quad (16)$$

Pumping power was estimated using equation:

$$W_p = \dot{Q} \times \Delta P \quad (17)$$

Advantage ratio was calculated using equation:

$$AR = \frac{h}{\Delta P} \quad (18)$$

Where:

$q$  = Heat flux

$T_p$  = Average plate temperature

$T_i$  = Inlet temperature

$T_o$  = Outlet temperature

- $D_i$  = Inlet diameter
- $P_i$  = Input pressure
- $P_o$  = Output pressure
- $\dot{Q}$  = Volume flow rate

### 3. Results and Discussion

Prior to analysing the heat transfer and pressure drop effect of hybrid nanofluids, the simulation was first validated to ensure its accuracy against published data [9]. The graph shows that the simulation conducted was in the range of 0.9 % to 9 % deviation from the published work as shown in Figure 4. The small deviation shows that the simulation was reliable and further analysis then carried out.

In this study, plate temperature was the first data analysed for heat transfer effect of hybrid nanofluids on distributor cooling plate of PEMFC. The average plate temperature effect on different types of coolant across a range of Re was recorded in Figure 5. The lowest plate temperature was shown by 10:90 ( $\text{Al}_2\text{O}_3:\text{SiO}_2$ ) hybrid nanofluids with 2.19 % reduction as compared to base fluid water Re of 2000. This was then followed by 50:50 ( $\text{Al}_2\text{O}_3:\text{SiO}_2$ ) with 1.51 % reduction as compared to base fluid. The single  $\text{Al}_2\text{O}_3$  and  $\text{SiO}_2$  nanofluids were both 1.64 % and 1.04 % reduced from water plate temperature. This improvement was due to the excellent thermal conductivity property of hybrid nanofluids as compared to single nanofluids and base fluid. The lower ratio of  $\text{Al}_2\text{O}_3$  in in  $\text{Al}_2\text{O}_3:\text{SiO}_2$  hybrid nanofluids proved to be more beneficial in reducing the plate temperature. This is in good agreement with the thermo-physical property measurement made by Khalid *et al.* [24]. Mixture of 30 nm  $\text{SiO}_2$  and 13 nm of  $\text{Al}_2\text{O}_3$  has improved the Brownian motion among the nanoparticles in the fluids.

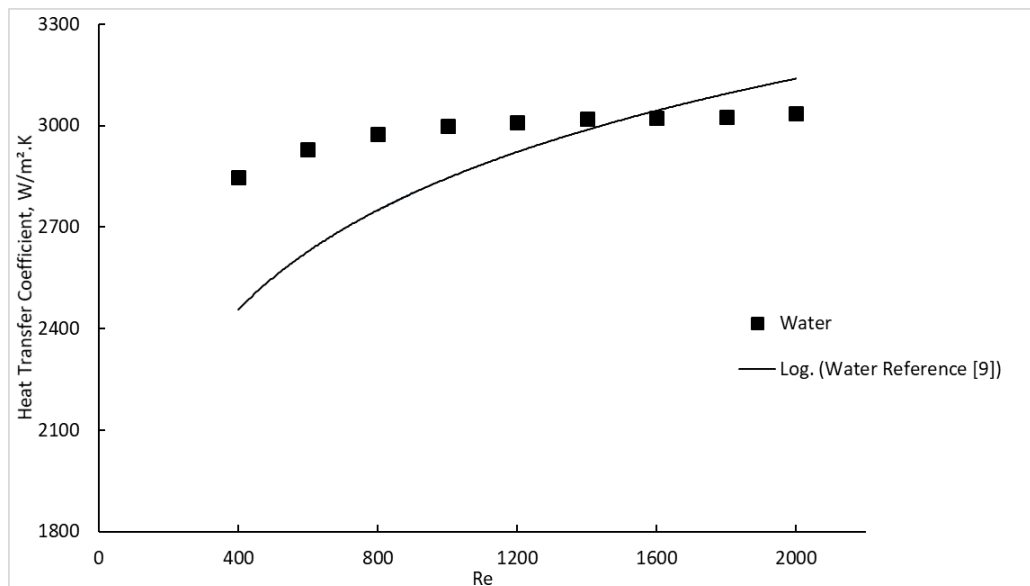
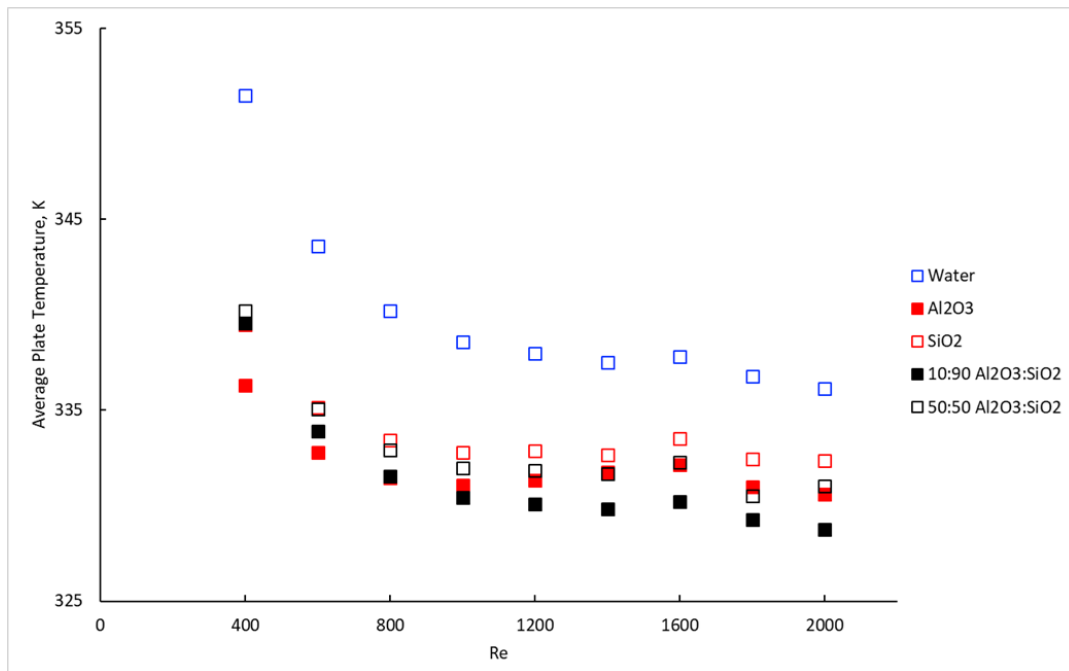


Fig. 4. Validation of this numerical study with reference in distributor cooling plate [9]

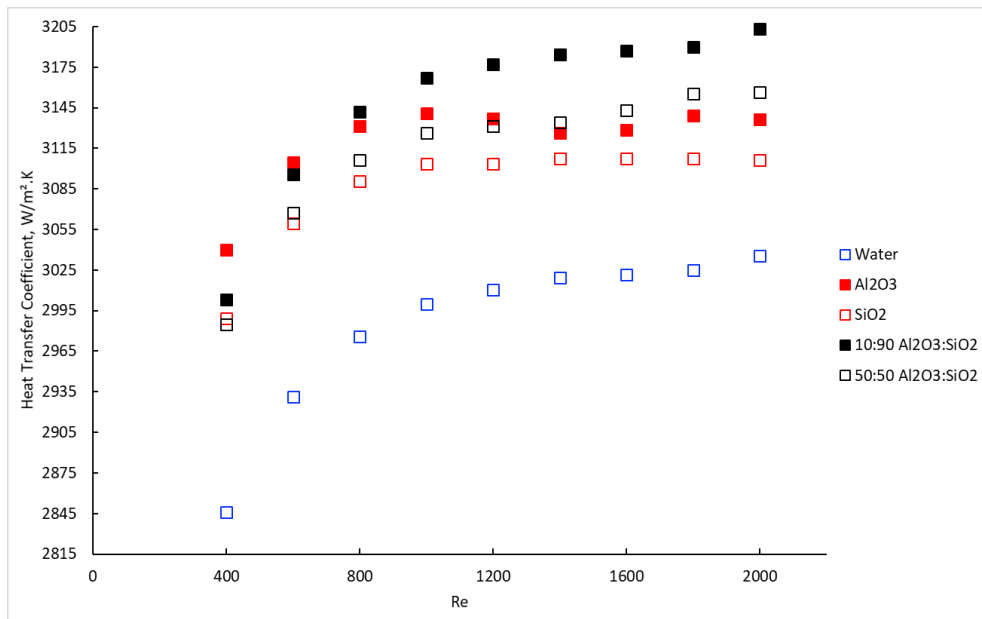


**Fig. 5.** Plate temperature comparison between hybrid nanofluids in distributor cooling plate

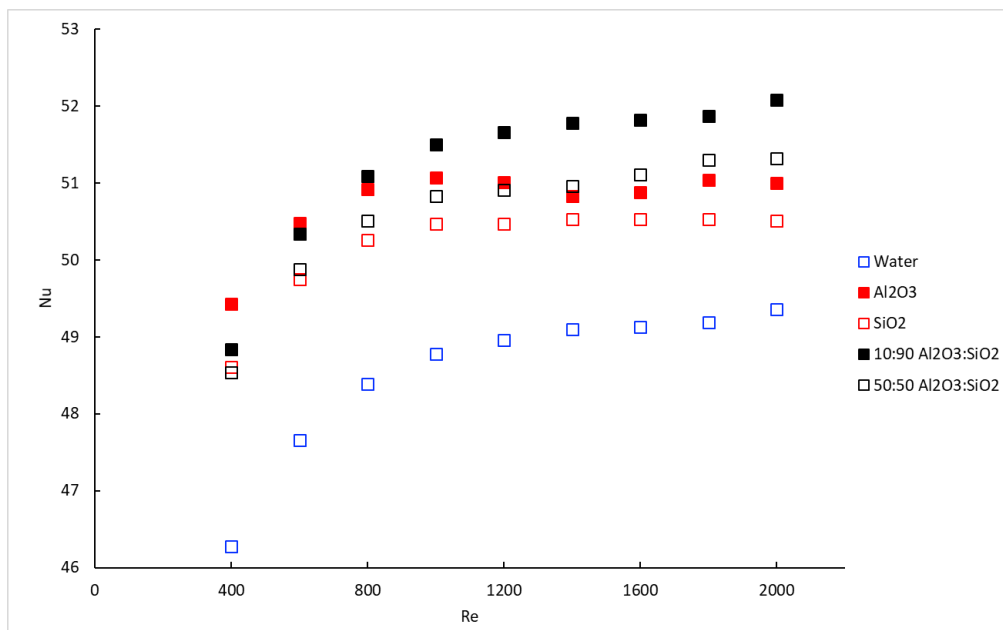
The heat transfer enhancement was highly influenced by the cooling plate temperature. The lower the plate temperature, the higher the convective heat transfer enhancement. The heat transfer coefficients for a distributor cooling plate are shown in Fig. The figure shows that heat transfer coefficient was increased linearly as the Re number is increased. The highest enhancement was given by the hybrid 10:90 (Al<sub>2</sub>O<sub>3</sub>: SiO<sub>2</sub>) nanofluids with 5.52 % enhancement as compared to the base fluid followed by hybrid 50:50 (Al<sub>2</sub>O<sub>3</sub>: SiO<sub>2</sub>) with 3.98 % enhancement. Meanwhile, single Al<sub>2</sub>O<sub>3</sub> nanofluids and single SiO<sub>2</sub> nanofluids showed 3.33 % and 2.33 % enhancement respectively as compared to base fluid at Re 2000. This shown that hybridization has greatly improved the heat transfer coefficient of the cooling fluid. The higher mixture ratio of SiO<sub>2</sub> has a better heat transfer capability as compared to Al<sub>2</sub>O<sub>3</sub> as concluded by Khalid *et al.*, [24].

The Nusselt number (Nu), then calculated to represent the non-dimensionalize heat transfer enhancement. The Nusselt number analysis was shown as in Figure 7. Similar to heat transfer coefficient, Nusselt number was also observed to increase linearly as the Re is increased. The highest Nusselt number was shown by both hybrid nanofluids studied which were 10:90 (Al<sub>2</sub>O<sub>3</sub>: SiO<sub>2</sub>) and 50:50 (Al<sub>2</sub>O<sub>3</sub>: SiO<sub>2</sub>). Both single Al<sub>2</sub>O<sub>3</sub> nanofluids and single SiO<sub>2</sub> nanofluids were at a lower region of Nusselt number and finally the lowest one is by the base fluid of water. By the Nusselt number definition itself, it can be said that both hybrid nanofluids have higher convective heat transfer to conductive heat transfer across the boundary layer.





**Fig. 6.** Heat transfer coefficient comparison of hybrid Al<sub>2</sub>O<sub>3</sub>:SiO<sub>2</sub> , single nanofluids and base fluid in distributor cooling plate

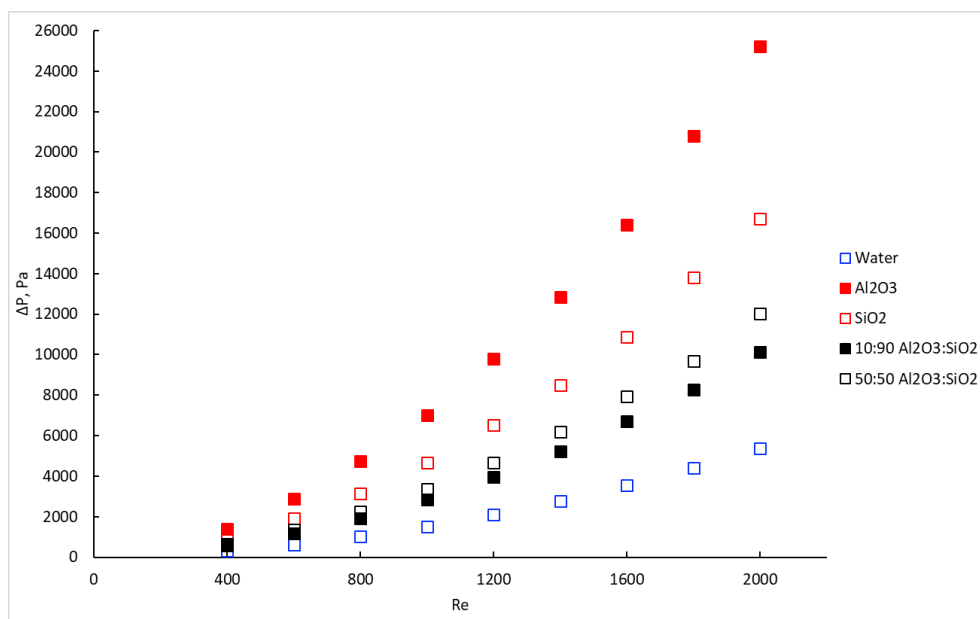


**Fig. 7.** Nusselt Number Comparison among Hybrid Nanofluids in Distributor Cooling Plate

As for the fluid flow capability of hybrid nanofluids, pressure drop across the inlet and outlet was measured. Figure 8 shows the pressure drop information between inlet and outlet for coolant flowing through the distributor plate. As the coolant was forced to pass through the narrow channels of the cooling plate, a high-pressure drop was expected. As shown in the graph, single nanofluids of Al<sub>2</sub>O<sub>3</sub> nanofluids and SiO<sub>2</sub> nanofluids experienced among the highest pressure drop of 368 % and 210 % as compared to the base fluids. This was then followed by 50:50 (Al<sub>2</sub>O<sub>3</sub>: SiO<sub>2</sub>) and 10:90 (Al<sub>2</sub>O<sub>3</sub>: SiO<sub>2</sub>) with 123 % and 88 % respectively as compared to base fluid. The hybrid nanofluids were found to be advantageous in reducing the pressure drop penalty as compared to single nanofluids adoption in cooling plate of PEMFC. Higher viscosity value of single Al<sub>2</sub>O<sub>3</sub> nanofluids and SiO<sub>2</sub> nanofluids as

compared to hybrid 50:50 ( $\text{Al}_2\text{O}_3$ :  $\text{SiO}_2$ ) and 10:90 ( $\text{Al}_2\text{O}_3$ :  $\text{SiO}_2$ ) has resulted a much higher pressure drop. This was well aligned with findings by Khalid *et al.*, [24]. The design of the cooling plate itself also added to the higher pressure drop value as the flow was forced to go through a lot of  $90^\circ$  bends from inlet to outlet of the cooling plate. However, this was an advantage of hybrid nanofluids especially to the 10:90 ( $\text{Al}_2\text{O}_3$ :  $\text{SiO}_2$ ) hybrid nanofluids as this fluid has a relatively lower pressure drop as compared to other but at the same time having a significantly high heat transfer enhancement. The pressure drop was also observed to increase linearly as the Re is increased.

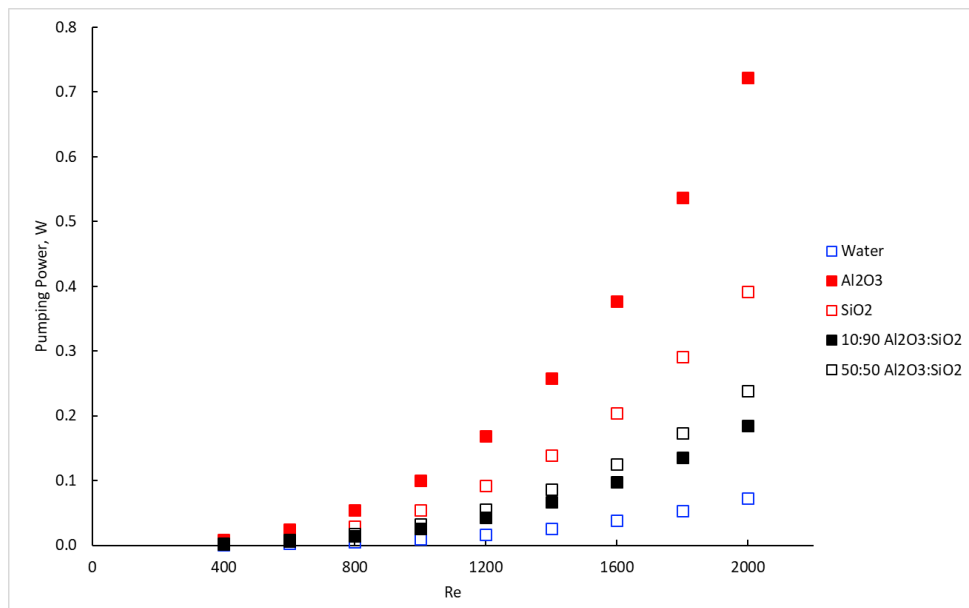
The pressure drop information was then translated to pumping power requirement to assess the additional pumping power required with the adoption of hybrid nanofluids to PEMFC cooling system. The pumping power requirement was shown in **Error! Reference source not found.** As both the hybrid and single nanofluids possess higher density and viscosity value as compared to the base fluid, it has resulted in higher pressure drop. To overcome such losses, additional pumping power is required. In distributor cooling plate, the highest pumping power required was required by single  $\text{Al}_2\text{O}_3$  nanofluids with 0.72 W pumping power required as compared to water of 0.07 W. This was followed by  $\text{SiO}_2$  nanofluids, hybrid 50:50 ( $\text{Al}_2\text{O}_3$ :  $\text{SiO}_2$ ) and finally 10:90 ( $\text{Al}_2\text{O}_3$ :  $\text{SiO}_2$ ) with 0.39 W, 0.2 W and 0.19 W respectively.



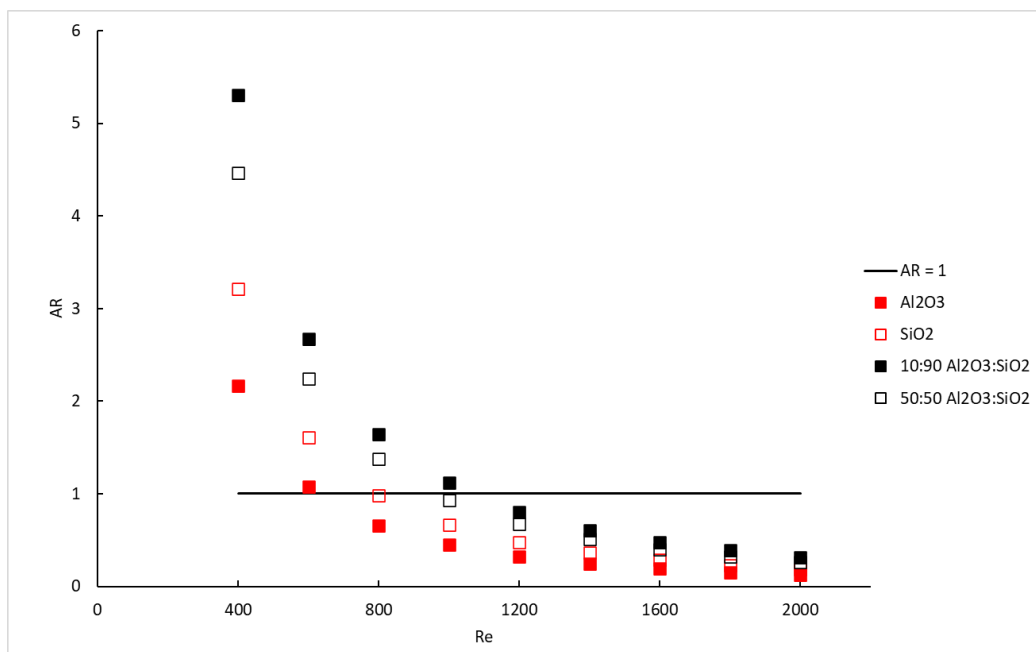
**Fig. 8.** Pressure drop comparison between hybrid nanofluids, single nanofluids and base fluid

The feasibility of the adoption of hybrid nanofluids in PEMFC cooling was analysed from the advantage ratio. The advantage ratio considers both effects of heat transfer enhancement over the penalty of the additional pressure drop experienced by the nanofluids. Advantage ratio of applied nanofluids was shown in Figure 10. The specification of AR 1 was used in analysing the feasibility of the actual adoption of hybrid nanofluids. Advantage ratio bigger than 1 should be feasible for applications considering both heat transfer enhancement and pressure drop factors [25]. The higher the advantage ratio shows that the more feasible the adoption is. As shown in the graph, the most feasible coolant for PEMFC was the hybrid 10:90 ( $\text{Al}_2\text{O}_3$ :  $\text{SiO}_2$ ) nanofluids, followed by 50:50 ( $\text{Al}_2\text{O}_3$ :  $\text{SiO}_2$ ) hybrid nanofluids. The single nanofluids were observed to be least feasible for the adoption considering the higher pumping power required as compared to the benefit of the heat

transfer enhancement. However, it was also observed that the adoption was only feasible at Re lower than 1000. This was due to the exponential increment in additional pumping power requirement at higher Re.



**Fig. 9.** Pumping power comparison between hybrid nanofluids, single nanofluids and base fluid in distributor cooling plate



**Fig. 10.** Advantage Ratio comparison between hybrid nanofluids, single nanofluids and base fluid in distributor cooling plate

## 4. Conclusions

The heat transfer enhancement and pressure drop of water based 10:90 (Al<sub>2</sub>O<sub>3</sub>: SiO<sub>2</sub>) hybrid nanofluids and 50:50 (Al<sub>2</sub>O<sub>3</sub>: SiO<sub>2</sub>) hybrid nanofluids on distributor cooling plate of PEMFC were presented in this numerical study. The improvement in the convective heat transfer coefficient and Nusselt number was compared against both single Al<sub>2</sub>O<sub>3</sub> nanofluids, single SiO<sub>2</sub> nanofluids and base fluid of water. It was shown that the hybrid nanofluids were advantageous in term of heat transfer enhancement as compared to single nanofluids and base fluid. The pressure drop analysis was also favourable to hybrid nanofluids as both 10:90 (Al<sub>2</sub>O<sub>3</sub>: SiO<sub>2</sub>) hybrid nanofluids and 50:50 (Al<sub>2</sub>O<sub>3</sub>: SiO<sub>2</sub>) hybrid nanofluids showed lower pressure drop than single nanofluids. The lower pressure drop then translated to minimum pumping power requirement. The feasibility of adoption of hybrid nanofluids as a coolant was justified by combining parameters of heat transfer enhancement over the penalty of pressure drop. The advantage ratio showed that 10:90 (Al<sub>2</sub>O<sub>3</sub>: SiO<sub>2</sub>) hybrid nanofluids is an advantageous adoption in PEMFC for flow rate of less than Re 1000. However, actual experiment needs to be conducted to strongly supported this simulation work.

## Acknowledgement

This research was funded by a grant from Ministry of Higher Education of Malaysia (FRGS Grant: **600-IRMI/FRGS 5/3 (375/2019)**).

## References

- [1] Zakaria, Irnie, W. A. N. W. Mohamed, AMI Bin Mamat, R. Saidur, W. H. Azmi, Rizalman Mamat, K. I. Sainan, and H. Ismail. "Thermal analysis of heat transfer enhancement and fluid flow for low concentration of Al<sub>2</sub>O<sub>3</sub> water-ethylene glycol mixture nanofluid in a single PEMFC cooling plate." *Energy Procedia* 79 (2015): 259-264.
- [2] Zakaria, Irnie, W. H. Azmi, A. M. I. Mamat, Rizalman Mamat, R. Saidur, SF Abu Talib, and W. A. N. W. Mohamed. "Thermal analysis of Al<sub>2</sub>O<sub>3</sub>-water ethylene glycol mixture nanofluid for single PEM fuel cell cooling plate: an experimental study." *International Journal of Hydrogen Energy* 41, no. 9 (2016): 5096-5112.
- [3] Tamura, Hideyuki, and Mikio Matsumoto. *Fuel cell vehicles: technology development status and popularization issues*. No. 2002-21-0036. SAE Technical Paper, 2002.
- [4] Millington, Ben, Shangfeng Du, and Bruno G. Pollet. "The effect of materials on proton exchange membrane fuel cell electrode performance." *Journal of Power Sources* 196, no. 21 (2011): 9013-9017.
- [5] Barbir, F., "PEM Fuel Cell : Theory and Practice," Elsevier Science, 2005.
- [6] Islam, Mohammad Rafiqul, Bahman Shabani, and Gary Rosengarten. "Nanofluids to improve the performance of PEM fuel cell cooling systems: a theoretical approach." *Applied Energy* 178 (2016): 660-671.
- [7] Fly, Ashley, and R. H. Thring. "A comparison of evaporative and liquid cooling methods for fuel cell vehicles." *international journal of hydrogen energy* 41, no. 32 (2016): 14217-14229.
- [8] Zakaria, Irnie, W. A. N. W. Mohamed, W. H. Azmi, A. M. I. Mamat, Rizalman Mamat, and W. R. W. Daud. "Thermo-electrical performance of PEM fuel cell using Al<sub>2</sub>O<sub>3</sub> nanofluids." *International Journal of Heat and Mass Transfer* 119 (2018): 460-471.
- [9] Zakaria, I. A., W. A. N. W. Mohamed, M. B. Zailan, and W. H. Azmi. "Experimental analysis of SiO<sub>2</sub>-Distilled water nanofluids in a Polymer Electrolyte Membrane fuel cell parallel channel cooling plate." *International Journal of Hydrogen Energy* 44, no. 47 (2019): 25850-25862.
- [10] Zakaria, Irnie Azlin, Wan Ahmad Najmi Wan Mohamed, and Wan Azmi Wan Hamzah. "Numerical analysis of SiO<sub>2</sub> nanofluid performance in serpentine PEMFC cooling plate." *International Journal of Engineering and Technology (UAE)* 7, no. 4 (2018): 170-174.
- [11] Chiam, H. W., W. H. Azmi, N. A. Usri, Rizalman Mamat, and N. M. Adam. "Thermal conductivity and viscosity of Al<sub>2</sub>O<sub>3</sub> nanofluids for different based ratio of water and ethylene glycol mixture." *Experimental Thermal and Fluid Science* 81 (2017): 420-429.
- [12] Meidanshahi, Vida, and Gholamreza Karimi. "Dynamic modeling, optimization and control of power density in a PEM fuel cell." *Applied energy* 93 (2012): 98-105.

- [13] Maré, Thierry, Salma Halelfadl, Stefan Van Vaerenbergh, and Patrice Estellé. "Unexpected sharp peak in thermal conductivity of carbon nanotubes water-based nanofluids." *International communications in heat and mass transfer* 66 (2015): 80-83.
- [14] Hamid, K. Abdul, W. H. Azmi, M. F. Nabil, Rizalman Mamat, and K. V. Sharma. "Experimental investigation of thermal conductivity and dynamic viscosity on nanoparticle mixture ratios of TiO<sub>2</sub>-SiO<sub>2</sub> nanofluids." *International Journal of Heat and Mass Transfer* 116 (2018): 1143-1152.
- [15] Nabil, M. F., W. H. Azmi, K. Abdul Hamid, Rizalman Mamat, and Ftwi Y. Hagos. "An experimental study on the thermal conductivity and dynamic viscosity of TiO<sub>2</sub>-SiO<sub>2</sub> nanofluids in water: ethylene glycol mixture." *International Communications in Heat and Mass Transfer* 86 (2017): 181-189.
- [16] Bennett, William R., Mark A. Hoberecht, and Vadim F. Lvovich. "Analysis of shunt currents and associated corrosion of bipolar plates in PEM fuel cells." *Journal of Electroanalytical Chemistry* 737 (2015): 162-173.
- [17] Zakaria, Irnie, W. A. N. W. Mohamed, AMI Bin Mamat, R. Saidur, W. H. Azmi, Rizalman Mamat, and S. F. A. Talib. "Experimental investigation of Al<sub>2</sub>O<sub>3</sub>-water ethylene glycol mixture nanofluid thermal behaviour in a single cooling plate for PEM fuel cell application." *Energy Procedia* 79 (2015): 252-258.
- [18] Islam, R., B. Shabani, J. Andrews, and G. Rosengarten. "Experimental investigation of using ZnO nanofluids as coolants in a PEM fuel cell." *International Journal of Hydrogen Energy* 42, no. 30 (2017): 19272-19286.
- [19] Talib, S. F. A., W. H. Azmi, Irnie Zakaria, W. A. N. W. Mohamed, A. M. I. Mamat, H. Ismail, and Wan Ramli Wan Daud. "Thermophysical properties of silicon dioxide (SiO<sub>2</sub>) in ethylene glycol/water mixture for proton exchange membrane fuel cell cooling application." *Energy Procedia* 79 (2015): 366-371.
- [20] Pak, Bock Choon, and Young I. Cho. "Hydrodynamic and heat transfer study of dispersed fluids with submicron metallic oxide particles." *Experimental Heat Transfer an International Journal* 11, no. 2 (1998): 151-170.
- [21] Sarojini, KG Kalpana, Siva V. Manoj, Pawan K. Singh, T. Pradeep, and Sarit K. Das. "Electrical conductivity of ceramic and metallic nanofluids." *Colloids and Surfaces A: Physicochemical and Engineering Aspects* 417 (2013): 39-46.
- [22] T. M. G. o. Companies, "Ethylene Glycol Product Guide," The MEGlobal Group of, 2008.
- [23] Irnie Zakaria, W.H. Azmi, A.M.I. Mamat, Rizalman Mamat, R. Saidur, S.F. abu Talib, W.A.N.W. Mohamed, "Thermal analysis of Al<sub>2</sub>O<sub>3</sub>-water ethylene glycol mixture nanofluid for single PEM fule cell cooling plate : An experimental study," *International Journal of Hydrogen Energy*, vol. 41, pp. 5096 - 5112, 2016.
- [24] Saifuddin Khalid , Irnie Zakaria,W.H.Azmi, W.A.N.W.Mohamed, "Thermal-electrical-hydraulic properties of Al<sub>2</sub>O<sub>3</sub>-SiO<sub>2</sub> hybrid nanofluids for advanced PEM fuel cell thermal management," *Journal Of Thermal Analysis and Calorimetry*, 2020.
- [25] Azmi, W. H., K. V. Sharma, P. K. Sarma, Rizalman Mamat, and Shahrani Anuar. "Comparison of convective heat transfer coefficient and friction factor of TiO<sub>2</sub> nanofluid flow in a tube with twisted tape inserts." *International Journal of Thermal Sciences* 81 (2014): 84-93.
- [26] Żyła, Gawęł, and Jacek Fal. "Viscosity, thermal and electrical conductivity of silicon dioxide-ethylene glycol transparent nanofluids: An experimental studies." *Thermochimica acta* 650 (2017): 106-113.
- [27] Cheng, Lixin. "Nanofluid heat transfer technologies." *Recent Patents on Engineering* 3, no. 1 (2009): 1-7.
- [28] Wen, Dongsheng, and Yulong Ding. "Experimental investigation into convective heat transfer of nanofluids at the entrance region under laminar flow conditions." *International journal of heat and mass transfer* 47, no. 24 (2004): 5181-5188.
- [29] Bhogare, Rahul A., and B. S. Kothawale. "A review on applications and challenges of nanofluids as coolant in automobile radiator." *International journal of scientific and research publications* 3, no. 8 (2013): 1-11.