




## Writing Background Music for “Bali Channel Tourist TV” Television Program

Frederik Kevin Wurana<sup>1</sup>, Ricky Irawan<sup>2</sup>, Guntur Eko Prasetyo<sup>3</sup>, Ni Wayan Ardini<sup>4</sup>

<sup>1,2,3,4</sup>Department of Music, Institut Seni Indonesia Denpasar

E-mail : <sup>1</sup>[kevinwurana11@gmail.com](mailto:kevinwurana11@gmail.com), <sup>2</sup>[rickyirawan@isi-dps.ac.id](mailto:rickyirawan@isi-dps.ac.id),  
<sup>3</sup>[gunturmanagement@gmail.com](mailto:gunturmanagement@gmail.com), <sup>4</sup>[niwayanardini17@gmail.com](mailto:niwayanardini17@gmail.com)



### Sejarah Artikel

Diterima pada  
23 Juni 2022

Direvisi pada  
15 Juli 2022

Disetujui pada  
27 Juli 2022

### Abstrak

**Tujuan:** Tujuan penelitian ini adalah untuk menjabarkan proses penulisan musik latar pada program acara Bali Channel Tourist TV Bali TV.

**Desain/metodologi/pendekatan:** Penulisan musik latar pada program acara Bali Channel Tourist TV Bali TV mencakup beberapa tahap berikut: tahap observasi, tahap wawancara, tahap percobaan, dan tahap *review*.

**Temuan:** Selama proses penulisan musik latar ini, beberapa poin penting adalah: pertama, melakukan observasi dengan mengumpulkan informasi sebagai bahan referensi dalam pembuatan musik latar; kedua, membuat konsep musik dengan menggunakan aplikasi rekaman *digital audio workstations (DAW)*; ketiga, melakukan diskusi tentang konsep musik dengan produser Bali Channel Tourist TV dalam rangka memantapkan konsep musik tersebut; keempat, meninjau musik latar yang telah dibuat dengan Pimpinan Produksi Bali TV dan Produser Bali Channel Tourist TV; kelima, menggabungkan video dan audio dengan menggunakan aplikasi editing seperti Filmora, Pinnacle Studio, dan Adobe Premiere Pro.

**Implikasi:** Pembuatan *background music* dalam program acara Bali Channel Tourist TV, memberikan dampak yang baik bagi Bali TV terutama pada proses produksi musiknya.

**Kata Kunci:** televisi, program televisi, musik latar, skoring musik.

### Abstract

**Purpose:** The purpose of this research is to describe the writing process of the background music for Bali Channel Tourist TV program at Bali TV.

**Design/methodology/approach:** The process of writing the background music for Bali Channel Tourist TV program at Bali TV includes some following stages: observation stage, interview stage, trial stage, and review stage.

**Findings:** In the process of writing the background music, some important points are: first, observing and gathering information as references for producing background music writing; second, creating some music concepts using the applications for recording named digital audio workstations (DAW); third, discussing the concepts of music with the producers of the Bali Channel Tourist TV in order to get to the final concepts of music; fourth, reviewing the background music which has been created together with the manager of Bali TV Production and the producers of the Bali Channel Tourist TV; fifth, mixing the video and audio using the editing applications like Filmora, Pinnacle Studio, and Adobe Premiere Pro.

**Implications:** The writing of background music in the Bali Channel Tourist TV program has a good impact on Bali TV, especially in its music production process.

**Keywords:** television, television program, background music, music scoring.

## INTRODUCTION

Television program is the result of coverage of sound and images compiled into an audio-visual program and broadcast through media in audio-visual form or television program format (Kuswita, 2014, p. 86). In general, television programs are divided into

two parts, namely entertainment programs and information programs called news programs. The information program is a program that is very much tied to its factual and actual value, and its production approach emphasizes journalistic principles. Entertainment programs are programs designed to provide entertainment to the audience where their journalistic value are not needed, but if exists they only act as a supporting factor (Latief & Utud, 2017).

Before becoming a full-fledged television program, the production process for a television program has gone through the following stages. (1) The pre-production stage includes: finding ideas/ideas, topics, angles, preparatory meetings, reporting plans/wishlists, utilizing networks/resources, equipment, coordinating with regional coordinators. (2) The production stage includes coverage, audio or visual correction, selection of coverage results, writing structure/presentation format. (3) The post-production stage includes: capture, logging, editing, (offline/online), voice-over, subtitle/title, illustration music/background music, mixing, preview, to on air: on air program, and program evaluation” (Latief & Utud, 2017).

Bali TV is one of the television stations in Bali that broadcasts various programs such as news programs and entertainment programs. One of them is the Bali Tourist TV Channel. Bali Channel Tourist TV is a news magazine program that has been around since 2002. The purpose of this program is a tourism accommodation promotion program specifically for micro, small and medium enterprises (MSMEs) and also as an information center for local and non-local tourists focusing on culture, customs, and the uniqueness of the island of Bali. The Bali Channel Tourist TV program was created based on a request from a client who wanted to promote a place of business, which was then shot in the field. So far, some of the content on the Bali Channel Tourist TV programs, such as promotion of tourist attractions, villas, resorts, restaurants, and hotels (Interview with I. G. B. Agung Santika Putra as producer of Bali Channel Tourist TV on 31 December 2021).

In the Bali Channel Tourist TV program, the role of music is very important, namely, as background music (in bahasa Indonesia: *musik latar*) and to get the attention of the audience, and can give a nuance in a scene. Background music is needed to support daily activities as well as in the business world (Sushartami, Djohan, & Nindita, 2019). The use of background music in the Bali Channel Tourist TV program which is uploaded on the Bali TV Youtube channel, only uses pieces of music made by other people available on the internet. This certainly affects the existence of a music copyright claim on the Bali Channel Tourist TV program. Copyright is the exclusive right of the creator that arises automatically based on declarative principles after a copyright is realized in a tangible form, the exclusive rights of the creator consist of

moral rights and economic rights, where these exclusive rights are rights that are only intended for the creator so that other parties cannot take advantage of these rights without the permission of the creator (Indirakirana & Krisnayanie, 2021).

Based on the problems, as a student of the MBKM (Merdeka Belajar Kampus Merdeka, independence to study and independent campus) program at Institut Seni Indonesia Denpasar, the writers were actively involved in writing background music for the program. In this study, the writers want to describe more in the process of writing background music on the program. The main purpose of this study is to describe how the process of writing background music in the program is to support a television program.

## RESEARCH METHODS

The research method used is a qualitative method. Qualitative data is a type of descriptive data in the form of meanings or expressions (Syahrian, Irawan, & Aryanto, 2019). Sources of data used in writing consists of primary data and secondary data. Primary data is a source of data obtained from informants who are directly interviewed, secondary data is a source of data obtained from several sources of books, journals and documents relevant to the research (Syahrian, Irawan, & Aryanto, 2019).

In collecting data the writers use several techniques to find or search for sources and related data to explore all the information needed, namely participant observation, interviews and documentation studies. In the interview process, the writer uses in-depth interviews with informants who are considered to have an understanding of the research problem, namely the process of writing background music in the Bali Channel Tourist TV program.

The interview guide was made in a structured manner by preparing questions to be asked which had been prepared before conducting the interview. In conducting interviews there are several questions that are spontaneous so that they come out of the interview guide in order to dig deeper into the information needed. The resource persons in this study were I Nyoman Mondristawan, as Bali TV Coordinator and I. G. B. Agung Santika Putra, as Bali Tourist TV Channel Producer.

## RESULTS AND DISCUSSION

### **Transfer of Knowledge, Skills, and Technology**

During the time the writers carried out MBKM activities on Bali TV, the writers gained new knowledge that supported the process of working on background music. The practical knowledge gained, of course, has never been obtained while studying at

a university. The knowledge is: (1) knowledge of the program production process and (2) knowledge of the function of music in program production.

In the production process of the Bali Channel Tourist TV program, the writers gain knowledge about the background music production process. In this process the writers try to apply the production standards commonly used in the Bali Channel Tourist TV program. The new knowledge gained is First, the selection of music themes that match the scene in the program. The selection of the music theme is not done randomly by taking into account the background of the place and time of a scene, what atmosphere will be highlighted. The producer of Bali Channel Tourist TV also stated that the background music work also adjusts to client requests, not only following the wishes of the music maker. Second, in the production of programs that can be broadcast commercially, of course they must pass the censorship agency so as not to offend or harm other parties.

In addition to the knowledge gained from the production process, the writers also gain knowledge from the production process of Bintang Radio and Television (BRTV) programs. First, by participating in the production process of the Bintang Radio and Television (BRTV) program as a musical accompaniment, the writers gain new knowledge, such as how to determine the musical atmosphere in a scene, for example, during the selection of participants who will qualify to advance to the next round, the music should be more dramatic and tense to make the scene more interesting. Second, regarding how to position yourself as a music player, of course we have to listen to instructions from the Music Director (MD). In the broadcasting world, a Music Director is the person who determines the type of music and songs that will be played in broadcasts and also determines whether or not a type A music/song is played in program B at certain times (Prasetyo, 2019, p. 249). Third, knowledge about how to handle a band in an event, and how we position ourselves if we become music director (MD) who plays an important role in controlling or coordinating all players so that the music playing in a band is more focused. Fourth, the use of a sound system in the preparation of the BRTV program also provides additional knowledge to the writers, in this case the writers observe the layout of the monitor speakers both for the contestants and for the accompaniment band where two monitors are positioned in front of the stage and one monitor speaker for the band which serves to monitor music to make it easier for sound engineers to control and mix audio. The audio results from the accompaniment band are largely determined by a sound engineer so that the resulting audio is balanced. In working on background music, the writers also apply the same method, where when mixing audio the writers pay more attention to the balance of the instruments used in the background music work.

In the production of programs, of course, the use of music cannot be separated. Audio and visual certainly have a very close relationship. Such as the use of Bumpers, illustration music, background music, and sound effects. With the use of music, it certainly makes a television program more interesting with the aim of attracting the attention of the audience. The creation of bumper music, music illustrations, background music is a form of applying the Music Scoring course that the writers got while studying in college.

In addition to using music as a bumper, music illustration, and background music, music can also be used as a medium of entertainment. Bali TV has several programs related to music, namely, Radio and Television Stars (/Bintang Radio dan Televisi or BRTV), Klip Bali, Folk Song, and others.

During the MBKM activity, the skills that the writer got were: (1) skills in analyzing a scene and (2) skills in good discussion and cooperation. While the writer is doing an internship at Bali TV, the writer considers the skill of analyzing a scene. First, in analyzing a scene, it is necessary to pay attention to the setting of place and time. In making music, the nuances produced must reflect the background of the place and time itself, for example, on the beach the use of relaxing, slow and happy music. For the background of the time, for example at night, the music used should be slow and relaxing.

Another skill obtained by the writers is the skill in expressing creative ideas in the work of background music where during the discussion the writers are more able to discuss and work together professionally in order to smooth the work of background music. By conducting a discussion process with the Bali TV Production Leader and the Bali Tourist TV Channel Producer, it is certainly a new experience for writers that is not obtained when studying in college. With this discussion, of course, the writers are more daring to convey creative ideas that will be jointly approved.

In this MBKM activity, the writers gain knowledge about the use of editing application technology such as: (1) video editing application technology and (2) audio recording application technology. In the production process of the program the writers gain knowledge about video editing applications such as Filmora, Pinnacle Studio and Adobe Premiere Pro. Filmora and Pinnacle Studio applications are used when editing short videos. In the Filmora application, all raw data from video recordings is processed or edited into one complete project which is then continued in the graphic editing process such as the Bali TV logo in the Pinnacle Studio Pro application. While in video editing for large projects such as Film Television (FTV) using the Adobe Premiere Pro application.

The video editing application used on Bali TV can be applied by the writers to work on background music, namely in the process of merging or merging video and audio.

In working on background music the writers need the supporting media such as the use of digital audio workstations (DAW) recording applications to support the process of working on background music to make it easier to do. Digital audio workstations (DAW) which function as a place for all recording activities, from tracking, mixing and mastering (Kusumaningrum & Sukistono, 2020). The digital audio workstations (DAW) that the writers use is Cubase 10 Pro. In addition to using the Cubase 10 Pro application, the writers also use virtual studio technology. Virtual studio technology (VST) is an audio plug-in software interface standard that integrates software synthesizers and effects units into DAWs (Cardenas, 2021, p. 25). VST uses digital audio processing to emulate real hardware sounds into software (Cardenas, 2021). The use of virtual studio technology (VST) certainly makes it easier to work on background music. Virtual studio technology (VST) acts as a digital replacement instrument but the sound produced remains similar to the original instrument.

The use of digital audio workstations (DAW) and virtual studio technology (VST) in the creation of this background music for television programs is a form of application of the scoring music course that the writers get when studying in college. The writer finds that there is a close relationship between the knowledge of a music writer and the knowledge of broadcasting. A music scoring writer should understand the knowledge of production in the broadcasting world in order to support his internship while at Bali TV.

The writers gain a lot of knowledge, skills and understanding of the software technology used in Bali TV. The knowledge that the writers got during the internship really helped the process of making background music such as, knowledge of analyzing scenes, knowledge of choosing themes for background music, skills in expressing creative ideas in making background music and utilizing software technology such as Filmora, Pinnacle Studio and Adobe applications. Premiere Pro is used in the process of merging video and audio.

The writers also get information related to issues regarding copyright claims on the Bali TV YouTube channel in the Bali Tourist TV Channel Program. The writers acknowledge that in making background music, it is not permitted to plagiarize or take pieces of other people's songs.

### **Important Points in Writing Music Background**

In the process of writing background music in the Bali Channel Tourist TV program, the writers found several important points in the process, namely (1)

observing, (2) conducting discussions, (3) conducting experiments, (4) conducting reviews, and (5) merging video and audio.

Observations were made in order to collect information as a reference material in the work of background music. The purpose of this program is a tourism accommodation promotion program specifically for micro, small and medium enterprises (MSMEs) and also as an information center for local and non-local tourists focusing on the culture, customs, and uniqueness of the island of Bali. Seeing the purpose of this program is tourism, the writers try to do music research related to tourism on Youtube. The writers found a video entitled "Music Tourism" on youtube which was uploaded on October 16, 2020 on the HMS Travel Youtube channel. From this video the writers try to follow the use of synthesizer instruments in order to strengthen the music itself.

In choosing the genre of music, the writers listen a lot to music on Youtube and Spotify. In this music, the writer tries to use the Lo-Fi (Low Fidelity) genre. Lo-Fi (Low Fidelity) is an aesthetic recorded music by avoiding cutting-edge technology and the production of the recording is more subject to technical imperfections, such as tape hiss and static sound (Supper, 2018). The use of the Lo-Fi genre in the background music is because this music is simple and easy listening. From how much music I hear, Lo-Fi music usually only uses 2-4 chords that keep repeating itself. In working on this background music, the writers want to apply the same thing.

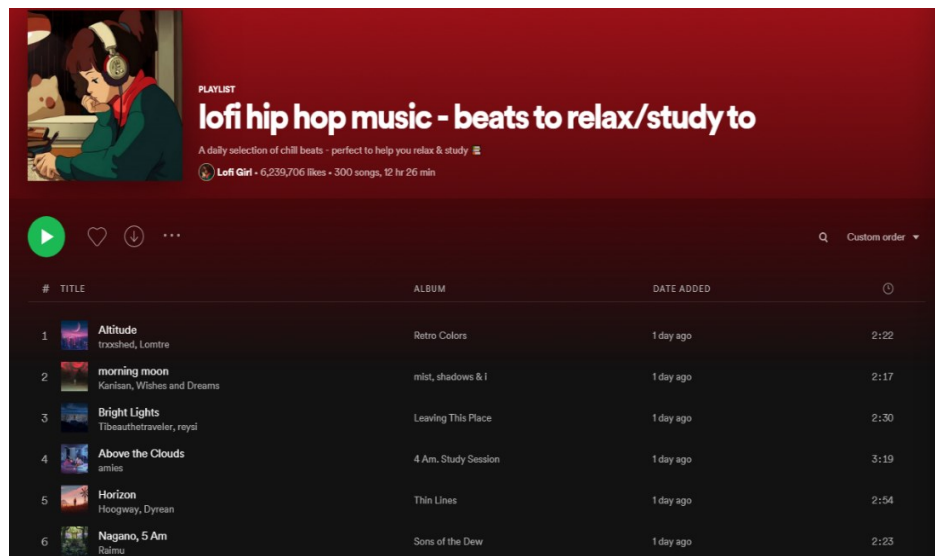


Figure 1. Playlist Music Lo-Fi  
[Source: Wuran, 2021]

In the process of making this background music, the Producer of Bali Channel Tourist TV stated that the background music work also adjusts to client requests, not

only following the wishes of the music maker. See examples of background music used on programs that have been broadcast on the Bali TV YouTube channel. By listening to music on Youtube, the writers get an overview of the music used so that it can be used as reference material for writers.

Discussions were held with the Bali Tourist TV Channel Producer in order to finalize the concept of music. From this stage, the writers received information, namely, and received two options for music, namely, beat and slow, or it could be musical nuances depending on the client's request. The writers also found several ways to edit video and audio so that the background music does not cover the narration in the video.

At this stage the writers make the concept of music using a recording application or digital audio workstations (DAW). In this stage the writers make the concept of music made on the Cubase 10 Pro recording application. At this stage the writers use several adaptations of minimalist music techniques so that the process of making background music is more focused and sounds simpler. The techniques include drone, ostinato, layering, augmentation, diminution, note subtraction, note addition, metamorphosis, static harmony, phasing, and rhythmic displacement (Source: Uploaded a youtube video on a revision music channel entitled "Minimalism Music Techniques", published on April 8, 2013 (accessed December 22, 2021).

The manufacturing steps in this experiment are: (1) Creating chord progressions using virtual studio technology (VST) as a reference for other instruments. In making chord progressions the writers use virtual studio technology (VST) from Spitfire, namely, LABS Piano and LABS Synthesizer in order to thicken the chords. (2) Creating the main melody using virtual studio technology (VST) LABS Piano and adding percussion instruments such as drums using virtual studio technology (VST) Monster Drum Kit Coca Cola from Agus Hardiman. (3) Adding several other layering virtual studio technology (VST) such as, Ample Bass P II Lite, LABS Synth, BBC Symphon Orchestra Trumpet Discover. All instruments used in this work are using virtual studio technology which aims to make it easier for writers to work on background music. (4) Mixing and mastering audio in order to balance instruments, so that the resulting audio is better.



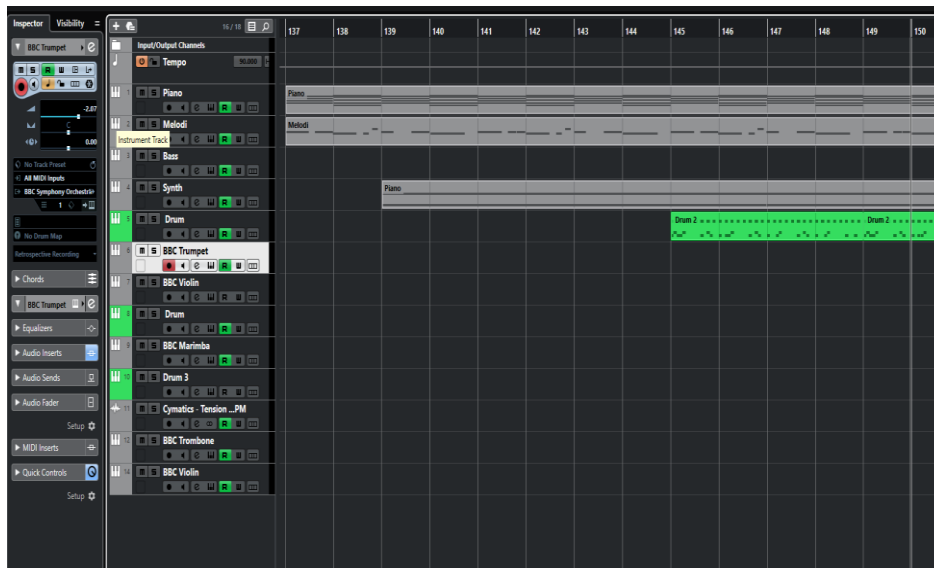


Figure 2: Experiment 1. (Test 1: audio link: [https://drive.google.com/file/d/1O8Q-0AK\\_5lnnQPODphiXXurAGt6WlaEv/view?usp=sharing](https://drive.google.com/file/d/1O8Q-0AK_5lnnQPODphiXXurAGt6WlaEv/view?usp=sharing)).  
[Source: Wuram, 2021]

At this stage the writers send the background music that has been made to the Bali TV Production Leader and the Bali Tourist TV Channel Producer through the WhatsApp application so that the background music can be corrected. The results of the review from the Bali Tourist TV Channel Producer, namely, the duration is the same as the duration of the program, in order to facilitate the merger process. The duration of the Bali Channel Tourist TV program is 5 minutes (Audio link after review: <https://drive.google.com/file/d/1EpyweNoGN7zZZQffueHi62NAq9NU7vRz/view?usp=sharing>).

Mixing video and audio using the editing application Filmora, Pinnacle Studio, and Adobe Premiere Pro. In this stage the writers use Adobe Premiere Pro in the editing process. In the process of editing the background music should not cover the narrative in a scene so that the information conveyed can be conveyed properly. Audio editing should also use fade ins and fade outs to smooth audio transitions from one scene to another (Interview with I. G. B. Agung Santika Putra on 07 January 2022).

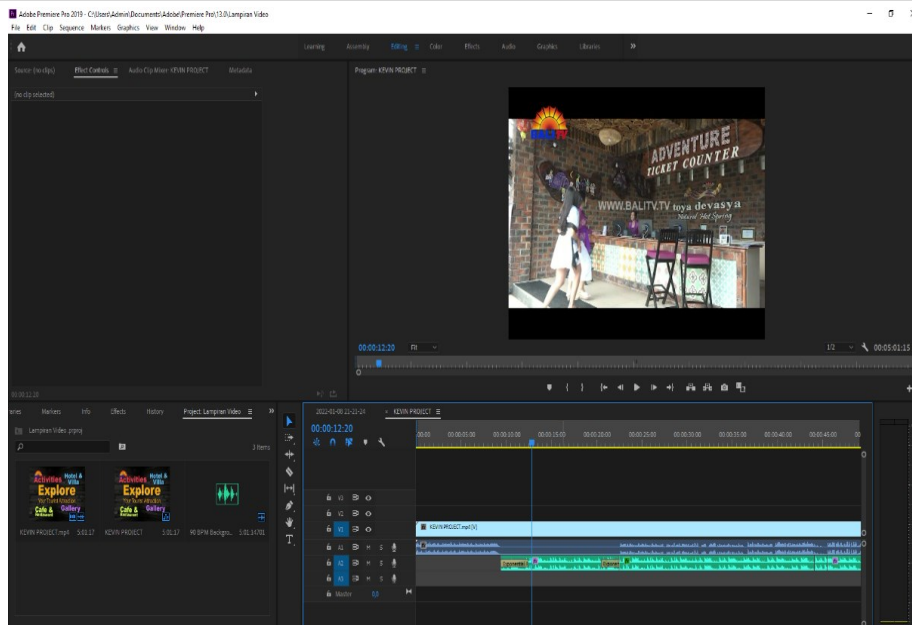


Figure 3: The process of merging audio and video in Adobe Premiere Pro  
[Source: Wuran, 2021]

In short, the writers get a lot of new knowledge, skill, and experience that the writers can integrate with the knowledge that the writers have had before. It is hoped that the knowledge, skill, and experience gained can be applied to the real world.

## CONCLUSION

There are several important points in the process, among others, making observations to collect information as reference material in making background music, making music concepts, discussions with Bali Channel Tourist TV producers to to finalize the concept of music, conduct a review of the background music that has been made, together with the Bali TV Production Leader and the Bali Channel Tourist TV Producer so that the background music is suitable for use, carry out the process of merging video and audio using editing applications such as Filmora, Pinnacle Studio, and Adobe Premiere Pro.

## ACKNOWLEDGEMENT

The writers express their deepest gratitude to Bali TV for providing internship opportunities, Institut Seni Indonesia Denpasar for granting permission to do the internship, and Jurnal Bali Membangun Bali published by Badan Riset dan Inovasi Daerah Provinsi Bali for publishing this manuscript.

## REFERENCE

- Cardenas, M. A. (2021). Music Composition Using Associative Meomories: A Virtual Studio Technology Plugin Implementation. *Udlap*.
- Fachruddin, A. (2012). *Dasar-dasar Produksi Televisi Produksi: Berita, Feature, Laporan Investigasi, Dokumenter, dan Teknik Editing*. Jakarta: Prenadamedia Groub.
- Imtihan, K., & Basri, M. H. (2019). Sistem Informasi Pembuatan Manifest Muatan Kapal Berbasis Dekstop dan Android. *Jurnal Manajemen Informatika & Sistem Informasi*, 71.

- Indirakirana, A., & Krisnayanie, N. M. (2021). Upaya Perlindungan Hak Cipta Konten Youtube WNA Yang Dijiplak Oleh WNI dalam Perspektif Bern Convention. *Ganesha Law And Review*, 88.
- Kusumaningrum, H., & Sukistono, D. (2020). Analisis Proses Rekaman Musik Dengan Metode Digital di Cover Studio. *Journal Of Music Science, Technology, And Industry (JOMSTI)*, 239.
- Kuswita, H. (2014). Perencanaan dan Produksi Program Televisi Pendidikan. *Komunikologi: Journal Ilmiah Ilmu Komunikasi*, 86.
- Latief, R., & Utud, Y. (2017). Siaran Televisi Non Drama Kreatif, Produktif, Public Relations, Dan Iklan. Jakarta: Kencana.
- Prasetyo, G. E. (2019). Roles And Responsibilities Of Music Director: A Case Study Of Geronimo Radio And Swaragama Fm, Yogyakarta. *Journal of Music Science, Technology, and Industry (JOMSTI)*, 249.
- Sugiyono. (2013). Metode Penelitian Kuantitatif, Kualitatif, Dan R&D. Bandung: Alfabeta, Cv.
- Supper, A. (2018). Listening For The Hiss: Lo-Fi Liner Notes As Curatorial Practices. *Cambridge University Press*.
- Sushartami, W., Djohan, & Nindita, A. (2019). Respons Emosi Musikal Pelanggan Terhadap Musik Latar di Laseca Salon & Spa Yogyakarta. *Perpustakaan UGM*.
- Syahrian, A., Irawan, R., & Aryanto, A. S. (2019). Bentuk dan Makna Lagu Ida Sang Sujati karya I Komang Darmayuda. *Journal of Music Science, Technology, and Industry (JOMSTI)*.

