

**Personal Unique Time Table Generator For Students in UTP**

by

Muhammad Faiz bin Ahmad Fauzi

12061

Dissertation submitted in partial fulfilment of

the requirement for the

Bachelor of Technology (Hons)

(Information Communication and Technology)

MAY 2012

**Universiti Teknologi PETRONAS**

**Bandar Seri Iskandar**

**31750 Tronoh**

**Perak Darul Ridzuan**

CERTIFICATION OF APPROVAL

**PERSONAL UNIQUE TIME TABLE GENERATOR FOR STUDENTS IN  
UTP**

by

Muhammad Faiz bin Ahmad Fauzi

12061

A project dissertation submitted to the  
Information Communication and Technology  
University Teknologi PETRONAS  
in partial fulfilment of the requirement for the  
BACHELOR OF TECHNOLOGY (Hons)  
(INFORMATION COMMUNICATION TECHNOLOGY)

Approved by,

---

(Mr Helmi bin Md Rais)

UNIVERSITI TEKNOLOGI PETRONAS

TRONOH, PERAK

May 2012

## CERTIFICATION OF ORIGINALITY

This is to certify that I am responsible for the work submitted in this project, that the original work is my own except as specified in the references and acknowledgements, and that the original work contained herein have not been undertaken or done by unspecified sources or persons.

---

(MUHAMMAD FAIZ BIN AHMAD FAUZI)

## **Abstract**

This project is to create a new system that generate unique timetable for students in Universiti Teknologi Petronas which include function for reducing time consumption and automate student manual process during timetabling or find alternative of slot. EasyPHP is use to create dynamic web application including the algorithm. Other than that, this project also aims to improvise the current timetable in term of Human Computer Interaction where better visual design and application of colour are included. As add on, this project can provide backup timetable in various medium such as smartphone, social network and email as both of them are the most gadget and site used by students nowadays. At same time, students can do discussion from the medium aforementioned such as Facebook's group and GoogleGroup's thread.

## **TABLE OF CONTENT**

<b>CHAPTER 1 : INTRODUCTION</b>	<b>1</b>
1.1 Background of Study	1
1.2 Problem Statement	3
1.3 Objectives	5
1.4 Scope of Study	5
1.5 Significances of Project	6
1.6 Feasibility Study	7
<b>CHAPTER 2 : LITERATURE REVIEW</b>	<b>9</b>
<b>CHAPTER 3 : METHODOLOGY</b>	<b>14</b>
3.1 Rapid Application Development Life Cycle	14
3.2 Research Design	17
3.3 Gantt Chart and Milestone	18
3.4 Tools	20
<b>CHAPTER 4 : RESULT AND DISCUSSION</b>	<b>21</b>
4.1 Data Gathering and Analysis	21
4.2 Result and Discussion	22
<b>CHAPTER 5 : CONCLUSION AND RECOMMENDATION</b>	<b>26</b>
5.1 Conclusion	26
5.2 Recommendations	27
<b>REFERENCES</b>	<b>29</b>
<b>APPENDICES</b>	<b>30</b>

## **LIST OF FIGURES**

<i>Figure 1 : Timetabling Information Centre</i>	<i>1</i>
<i>Figure 2: Manual Timetabling Process</i>	<i>2</i>
<i>Figure 3: Screenshot of Programmes of Study Timetable</i>	<i>4</i>
<i>Figure 4: RAD Life Cycle</i>	<i>14</i>
<i>Figure 5: Main Page of UTP Timetabling</i>	<i>21</i>
<i>Figure 6 : Main Page in Personal Timetable Generator</i>	<i>22</i>
<i>Figure 7 : Generated Timetable Page</i>	<i>23</i>
<i>Figure 8 : Alert Window for Clash</i>	<i>23</i>
<i>Figure 1 : Alert using Javascript</i>	<i>27</i>
<i>Figure 2 : Popover suggestion</i>	<i>27</i>
<i>Figure 3 : Typeaheads Suggestion</i>	<i>28</i>

## **LIST OF TABLES**

<i>Table 1: Colour and Psychology</i>	<i>13</i>
<i>Table 2: FYP 1 Milestone</i>	<i>18</i>
<i>Table 3: FYP 2 Milestone</i>	<i>19</i>

# CHAPTER 1

## INTRODUCTION

### 1.1 Background of Study

Most educational institutions at the beginning of each semester are faced with the problem of scheduling their courses. Generating a timetable manually is time consuming especially to time scheduler or in Universiti Teknologi Petronas, the Academic Central Services (ACS). However, students in UTP also become part of time scheduler when new semester start. This is because students responsible to create their own time table based on slots provided by ACS.

Several modules already provided in Timetabling Information Centre such as Staff Timetable, Module or Course Timetable, Location Timetable, Programmes of Study Timetable. Below is current standard of timetabling by students:

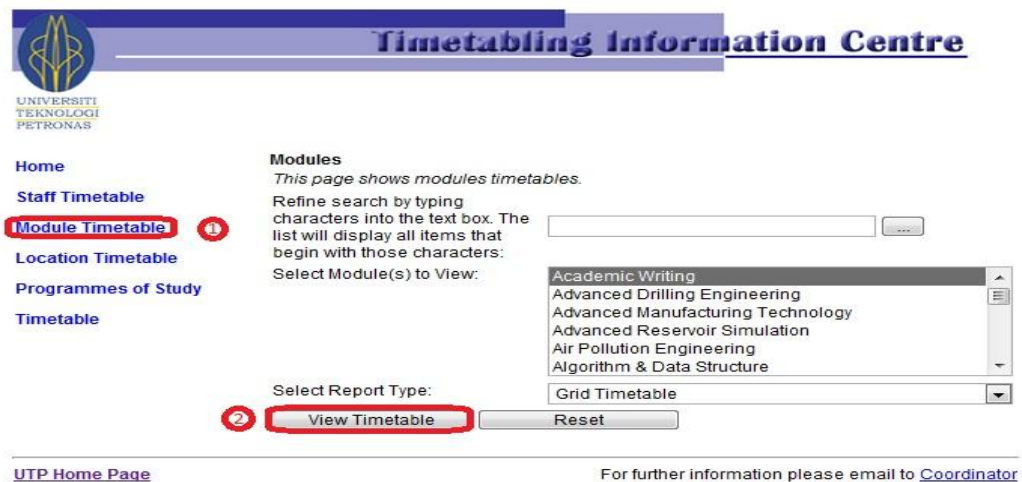


Figure 4 : Timetabling Information Centre

1. Firstly, student will open internet browser and go to <http://utptt.utp.edu.my/swsoddprd/>
2. Then, student will choose the Module Timetable, select any module (course) to view and click on View Timetable.
3. After choose several module, student then will manually create timetable using Microsoft Excel or blank paper as shown below.

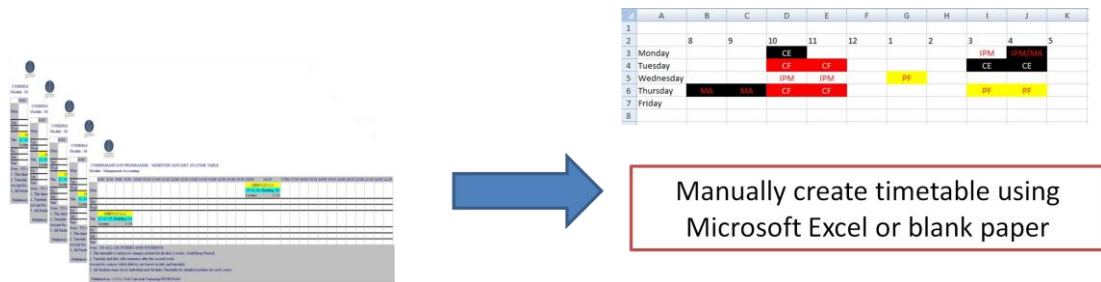


Figure 5 : Manual Timetabling Process

To overcome these problems, the author comes out with new solution where students can generate their own unique timetable automatically with great interface and user friendly web application. This project focussing on improvising the suggested timetable into free customize timetable for student automatically using certain algorithm.

Although Timetabling Information Centre already provided suggested timetable for students based on semester, most of student do not follow the suggestion because of flexibility of course and freedom of choice. Some students want to take major in one semester while some the others want to finish major in two semesters. As a result, each student has their own unique timetable and this somehow create more constraints either from lecturer side or student side.



## 1.2 Problem Statement

Every new semester, almost 5000 students taking a lot of time to create the best timetable considered many constraints. Although UTP Timetabling Information Centre already provided suggested timetable for students based on year and semester, most of the them did not follow the suggestion because several problems.

Following are identified causes (problems) faced by the students:

a) No modules for generate personal timetable

In UTP Timetabling Information Centre, there are Staff Timetable where lecturer can check their timetable, Module Timetable where student can check their course's slot, Location Timetable where students and lecturers can check their location of class and Programmes of Study Timetable or also functioning as suggested timetable by Academic Central Service. Unfortunately, there is no modules for generate personal timetable for students. It is because adding more function will need more cost and more time to develop it.

b) A lot of processes to create timetable

As mentioned, students need to go through many processes during timetabling. Students need to go to UTP Timetabling Information Centre, then choose a course and repeat again based on how many course taken. After that, students need to combine the entire course's slot into one timetable using Microsoft Excel or blank paper.

c) Time consuming and tedious

A lot of processes during timetabling consume much time and tedious especially during manually combine all course's slot into one timetable.

d) Confusing suggested timetable



### **1.3 Objective**

In general, mostly students in UTP create their own unique timetable using manual ways such as Microsoft Excel and blank paper due to their desire to have more time which is timetable with less Credit Hour and save the best for the last during final year to focus on Final Year Project and avoid confusion.

Based on problems faced by students, three objectives are desired to be achieved:

1. To create a new system that generate unique timetable for students in UTP which include two function :
  - a. First Function : Automatic generate timetable for students using web-based applications to save more time and no need software to install
  - b. Second Function : Share on Facebook function and send to email function so students can do discussion about timetable using Facebook's group or GoogleGroup's thread.
2. To develop more interactive timetabling solution with more color label which meet requirement of Human Computer Interaction
3. To create backup timetable in various medium such as smartphone, email and social network.

### **1.4 Scope of Study**

From these objectives above, the project would satisfy:

1. Data format based on UTP Timetabling Information Centre specification
2. Algorithm need in timetabling for students
3. Human Computer Interactions requirements for timetabling

## **1.5 Significances of Project**

From the information above, the project was set to provide new module for students to generate timetable automatically. This project will reduce time consumption during timetabling process and automate the manual ways of timetabling.

This project also will provide more interactive and user friendly timetable which meet Human Computer Interaction (HCI) requirements. As a result, students will be more ease during timetabling and no more confusing timetable.

Not only that, this project will make sure that students can access their unique timetable through smartphone so students always can check the timetable and no more worrying about loss of timetable because there is online backup through email.

Other than that, students can share their generated timetable with their friend through Facebook share button. By doing this, students can tag their friend in generated timetable and can discuss about it easily through comments thread in Facebook. As a result, not all students have to create redundant timetable because sharing function in this project.

## **1.6 Feasibility Study**

### **1.6.1 Timeframe**

For the final year project, the author has given the timeframe of two semesters to complete the whole project (roughly about 8 months). Hence, the activities are crafted and planned carefully, and have been divided during the two distinctive periods.

The first semester, the author will:

- a) Identify the project that is required to be develop
- b) To recognize the problem(s) faced and the solution(s) through the project
- c) Provide the paper work - Literature review and methodology of developing the project
- d) Extensive analysis on the data collected
- e) Continuation on the reports and documents needed before the development of the project (blueprint data)
- f) Determine the tools needed in developing the project
- g) Come up with some small prototypes of the project

For the second last semester, the author will focus on:

- a) Full system development
- b) Testing and implementation of the developed project
- c) Monitoring, maintaining and debugging the project.

### **1.6.2 Technical**

This project will fully develop using PHP and software that the author will use is EasyPHP. EasyPHP is a WAMP package including the server-side scripting language PHP, the web server Apache, the SQL server MySQL, as well as development tools such as the database manager PhpMyAdmin, the debugger Xdebug and many others. This software bundle allows the author to list the docroot, extensions, change of Apache port, the timezone, max execution time, error reporting manage modules and so on. EasyPHP also provide best environment for PHP developers because all errors, warnings and notices including coding best practices and recommended coding standards in PHP are displayed. This configuration is intended to force the beginners and even some experienced programmers to develop good habits and write code clean and consistent. Current technology used by UTP Timetabling Information Centre is ASP. Net which is costly and need license to develop.

## **CHAPTER 2**

### **LITERATURE REVIEW**

**Objective 1 : To create a new system that generate personal unique timetable for students on web in UTP**

#### **Time Tabling**

Time tabling is a process of assigning events or activities to resource such as time (timeslots), space (rooms) and personnel which satisfy all constraints (L. Jonathan at.al,2000). The research on timetabling problems has a long history of more than 40 years, starting with Gotlieb in 1962 (C.C. Gotlieb,1962). Over the last 30 years, many approaches and models have been proposed for dealing with a variety of timetabling programs. And of course when dealing with timetabling, good usage of algorithm will produce better timetable in terms of flexibility and efficiency.

The task of producing by hand (manually), a satisfactory, conflict free timetable is always a tedious and time consuming process (A.M. Abbas at.al,2001). The main difficulty is the absence of any dependable idea for doing that, beyond an exhaustive search of all available alternatives. This means plenty of trial and error attempts. And again, the only way to automate the process is using current technology combine with algorithm.

However, in modern times, Schaerf states that course timetabling is one of main three university problem. This is because university have mass of people divided into several entities such as students and lecturers which got their own different schedule. To create timetable for each of them surely need a very good algorithm to make sure all constraints can be overcome.

## **Entity**

According to Carter and Laporte , students and lecturers (or faculty members) are assigned to courses, course sections, or classes and events (individual meetings between students and teachers) are assigned to classrooms and time slots. As mentioned, the university course timetabling problem is to schedule a set of sessions for each course within a given number of rooms and time periods. More specifically, each lecturer offers several courses in each semester and each course has 1-3 lecture and lab per week depending on the credit hours of course. In UTP, course timetabling related to below three main entities:

- Lecturer : to schedule the course into the preferred time frame
- ACS : to schedule all course into available time periods and classrooms
- Student : to schedule preferred course without clash by choosing the right time.

Subject, classroom location, timeslot are the other entities that will need to be directly assigned in a completed university's timetable.

## **Constraint**

Class scheduling is always an important problem for an education institute. The time scheduler has to consider the constraints of class rooms, teaching utilities, conflict in courses and making both the faculties and students happy. However, in Universiti Teknologi Petronas, class scheduling provided by Academic Central Service and students create their own schedule based on slot provided. So, in this case, time scheduler categorized into two sides such as ACS and students. ACS responsible to consider constraints of class rooms, teaching utilities and lecturer availabilities while students responsible to consider constraints of conflict in courses and simultaneity.

In time table scheduling, constraints are used to drive the scheduling process to produce good quality schedule. Systematically, constraints classified into several categories such as simultaneity and predetermined unavailability. Simultaneity is a



constraint to prevent students from attending more than one class at time or clash. Predetermined unavailability on the other hand is a constraint to reserve time slots for special case such as seminars involves lecturer and students or religious slot (L. Joo-Hwee at.al, 1991).

Between examination timetable and the course timetable, complexity of the constraints in examination timetable is considered to be relatively simpler to automate compared to course timetable (M.V. Padmini at.al, 2010).

### **Medium**

Nowadays, the best medium for application is Internet or specifically, web-based. The reliable and fast generation of timetable is demanding in generating the timetable especially if the timetable system is running in a web based (S. Awang at.al, 2009). In UTP, raw course timetable for students provided through website from UTP itself. So, the web-based medium is the best solution in UTP as students do not need to install any applications except web-browser which is compulsory software inside any operating system. Generally, solutions obtained for specific universities are unsuitable for all universities (M.Davoudzadeh at.al, 2009). This is because of the differences in the number and in the type of constraints from university to university.

As a conclusion for first objective, there are a lot of system that generate timetable existed but no system generate personal timetable so far. However, based on literature review, the project to create new system that generate personal unique timetable for students on web in UTP is not impossible due to possibility done by case study on timetabling, constraint and medium.

## **Objective 2 : To develop more interactive timetabling solution with more colour label which meet requirement of Human Computer Interaction**

Human-Computer Interaction (HCI) is the interaction between man and machine. In essence, it means people interact with computers or machines that contain the computers. The ultimate goal of Human-Computer Interaction research is exploring how to design the computer to help people complete the necessary tasks more safely and efficiently (H.X. Liu,2003).

In case of timetabling, the computer is the system itself. Involvement of HCI in timetable can create a great interaction between the user and system (J.J. Thomas at.al,2009). There are several interactive ways in HCI such as Data Interaction, Image Interaction, Voice Interaction and Behaviour Interaction.

In timetabling, data interaction is obviously important because the general purposes of this interaction is the mutual communication and establish the mutual platform between the user and the system. That mean the user will enter suitable data while the system will process the data entry and then generate result wanted by the user. Hence, the key of the design of the interface lies on how to achieve a perfect and harmonious human-computer interaction. To achieve this interaction, the system must provide user friendly interface such as symbols, colours and graphic so the user easily understand the system very well(X.Y. Yang at.al,2009).

According to Gong Chao, the application of colour should achieve the best show effect. The application of colour is include in visual design where the main purpose of visual design is to make users comfortably and easily to use. Gong Chao provide several principles of visual design that involve colour's application.

- To enhance computer's function of memorizing and reduce user's burden of short-term memory.

- Make the whole colour of interface within five colour systems and minimize the use of red and green. Similar colours should be used in icons on behalf of similar meanings.
- To enhance visual stimulate of graphic symbols through the application of colours. Different colour gives us different feeling, check this on the following table.

<b>Colour</b>	<b>Psychological Reaction</b>
Red	Fervency, peril, spark ...
Orange	Warm, joy, envy ...
Yellow	Sunshine, hope, cheerfulness, commonness ...
Green	Peace, safety, growth, greenness ...
Blue	Equability, mind ...
Purple	Elegance, dignity, weightiness, mystery ...
Black	Solemnity, vigorous, fear, death ...
White	Immaculacy, holiness, lustration, sunshine ...
Grey	Commonness, chill, modesty ...

**Table 1: Colour and Psychology**

As a conclusion for second objective, Human Computer Interaction approach is very important in timetabling because it needs mutual understanding between the user and the system to generate best personal timetable. Bad HCI means less user friendly which resulted bad timetable due to misunderstanding between both parties.

## CHAPTER 3

### METHODOLOGY

#### 3.1 Rapid Application Development Life Cycle

The term RAD refers to a software development methodology, namely rapid application development. This methodology is targeted towards faster development times in and higher quality systems disregard to software planning than the traditional System Development Life Cycle. The key objectives of RAD are: High Speed, High Quality and Low Cost. Basically, planning is minimized or even replaced by prototyping, which provides an early look on how the final application might be used.

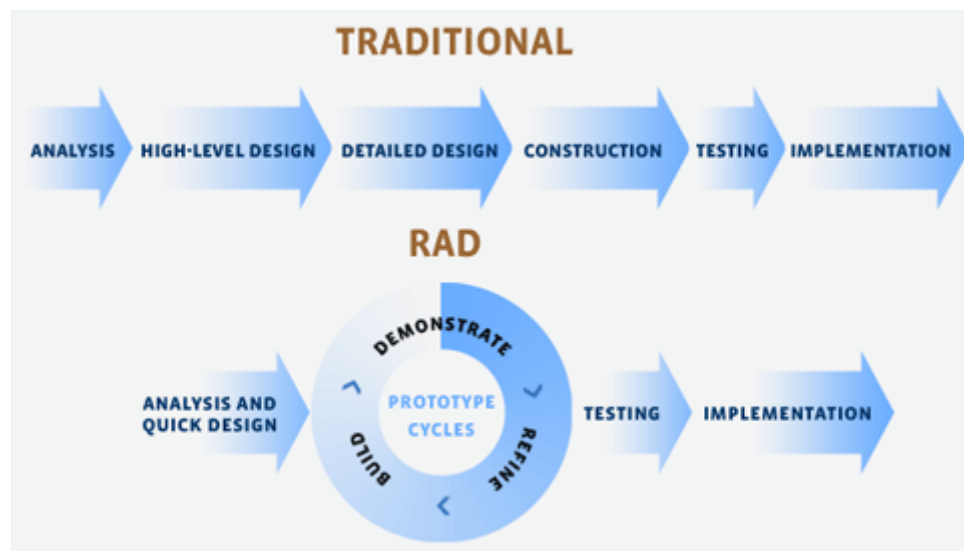


Figure 7 : RAD Life Cycle

Usually, software development includes many stages, like planning, implementation, testing, and deployment maintenance. When it comes to rapid

development, it uses two key techniques: iterative development and software prototyping.

Most of the times, iterative development goes hand in hand with incremental development, which implies developing the system in smaller pieces at a time through repeated cycles. Prototyping refers to the process of building small programs which simulates some of the features of the final products and offers a view on product's design.

The RAD system is split into four separate phases: Requirements Planning, User Design, Construction and Implementation.

1. Requirement phase or Analysis:

The first stage in the RAD process is Requirements Planning. This stage involves reviewing the areas that are clearly necessary to the system being built. The review creates a solid overview, covering the requirements and outlining the functions performed by the system.

Because the author is the student, the author can easily understand the requirement of this project. When properly executed, this first stage produces a model of how the proposed system works. It also clearly defines the extent of the system, including its capabilities and limitations such as server overload, cost of domain and bugs in application.

2. User Design:

The second stage is called the User Design stage. This covers an in-depth look of business operations that relate to the system being designed. The author will be employing the proposed system, analyze how data is used and how this use affects the flow of operations from a user standpoint. This step is designed to eliminate ideas that work in theory but are inefficient in actual practice. As example, save function which is every timetable generated will be recorded in server is not

necessary due to complex programming and can cause server overload.

From this study, an outline of the system is clarified. The flow of how users will actually interact with the system is designed, including sample screens and procedures. By the end of this step, the general idea behind the new system begins to transform into a specific plan.

### 3. Construction (Iterative development or Prototyping):

The third stage is called Construction. At this point, the author work alongside users to finish the system design and begin building it. This construction allows the author to program key parts of the system and immediately test features with user feedback. As key pieces of the system are built and tested, the overall project comes together.

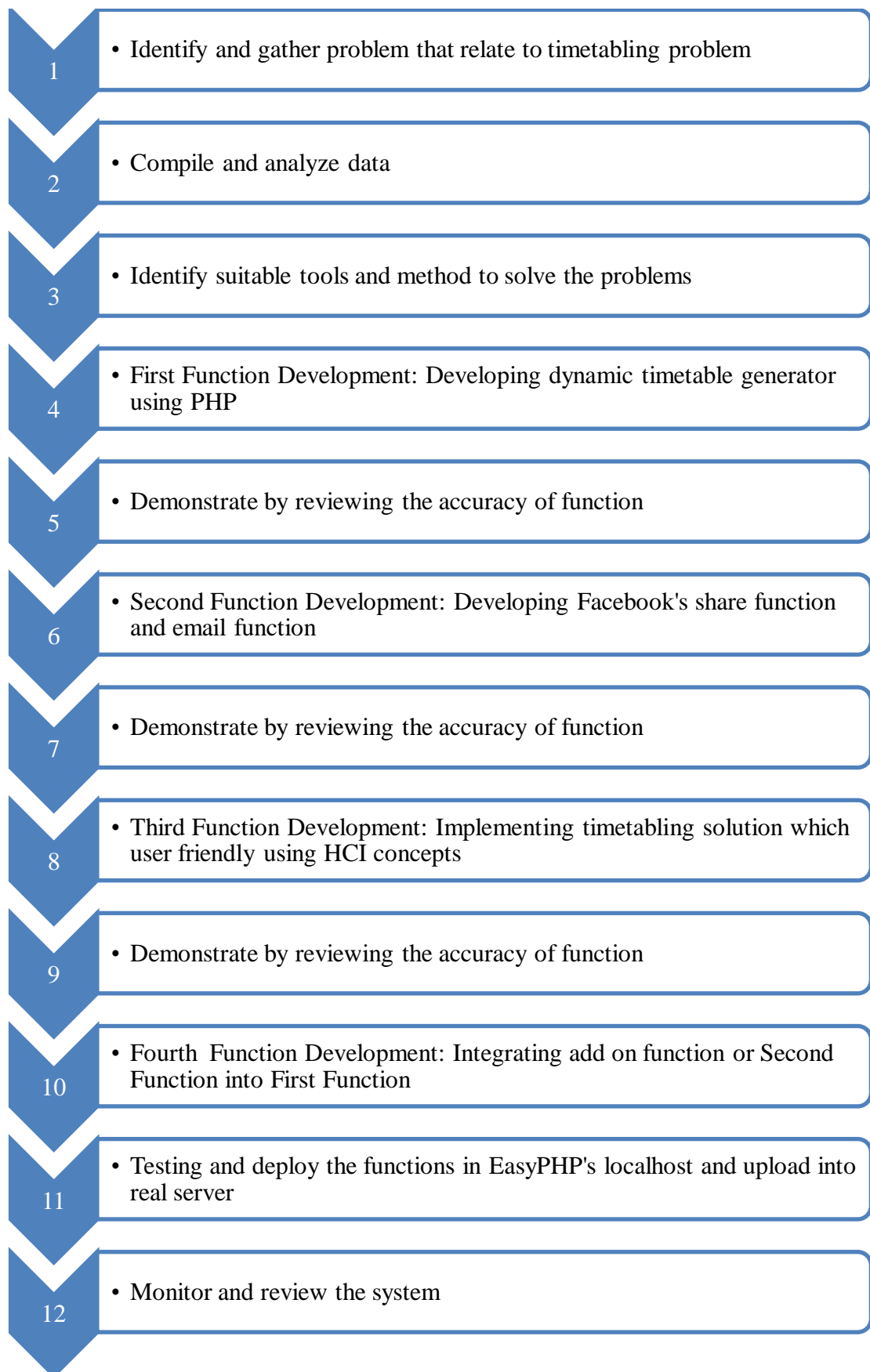
### 4. Implementation:

The fourth and final stage is Implementation. At this point, the new software system is finalized and installed. If previous versions of the system are in use, connections are built to upgrade to the new version and transfer older data. For this step, the author published the project into real server and hosting where students already can use it as long they have the internet.

One of the main goals of RAD is producing high quality software in a short time and with a low budget through iterative development, intensive prototyping and user involvement. This objective is obtained through breaking the whole project in smaller pieces which are easier to handle and allow developers and users to easily change some of the features if it is necessary.

To sum up, RAD is the best way to build small to medium projects, because it is faster, cheaper and more user oriented, this is why the author use RAD tools for timetabling project.

### 3.2 Research Design



### 3.3 Gantt Chart and Milestone

Final Year Project 1 : January 2012

ID	Task	W1	W2	W3	W4	W5	W6	W7	W8	W9	W10	W11	W12	W13	W14
1	Final Year Project 1														
2	Selection of Project Topic														
3	Preliminary Research Work														
4	Problem Identifying and Literature Review														
5	Submission of Extended Proposal														
6	Project Research and predevelopment														
7	Project analyse and synthesis														
8	Proposal Defense														
9	Project Works Continues														
10	Submission of Interim Draft report														
11	Submission of Interim Report														

Table 2: FYP 1 Milestone



Final Year Project 2 : June 2012

ID	Task	W1	W2	W3	W4	W5	W6	W7	W8	W9	W10	W11	W12	W13	W14	W15
1	Final Year Project 2															
2	Project Development															
3	Submission of Progress Report															
4	Project Development Continues															
5	Pre- EDX															
6	Submission of Draft report															
7	Submission of Dissertation (Soft Bound)															
8	Submission of Technical Paper															
9	Oral Presentation															
10	Submission of Dissertation (Hard Bound)															

Table 3 : FYP 2 Milestone

Week	W
FYP 1 Progress	
Tasks Progress	
Milestone/Dateline	

### **3.4 Tools**

The tools needed in this project are:

- a) Microsoft Windows 32-bit Operating System Seven
- b) Microsoft Office Excel 2007
- c) EasyPHP Bundle

These are among tools required to fulfil the objective of this project. There a lot of alternative tools can be used to replace listed tools. Indeed, the listed tools were selected based on availability of forum for discussion and cost rate at minimum. Because the author using RAD method to develop the project, less tools is better so the author can focus more on development by using specific tools compared to study and practice using the new tools first.

## CHAPTER 4

### RESULT AND DISCUSSION

#### 4.1 Data Gathering and Analysis

Basically, all the data or in this project are taken from <http://utptt.edu.my/swsordprd> where all the courses each semester already being decided by UTP. Below is the print screen:

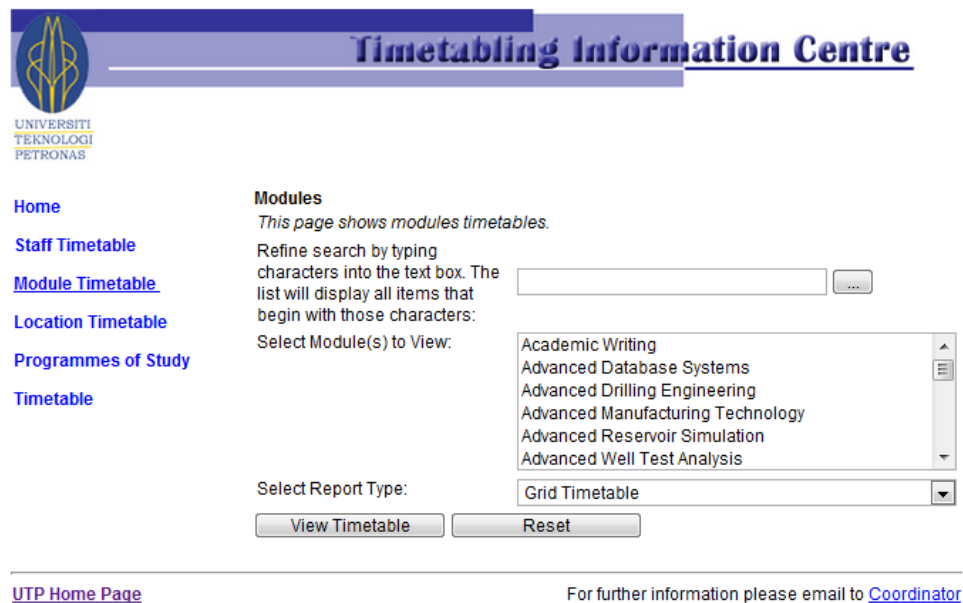
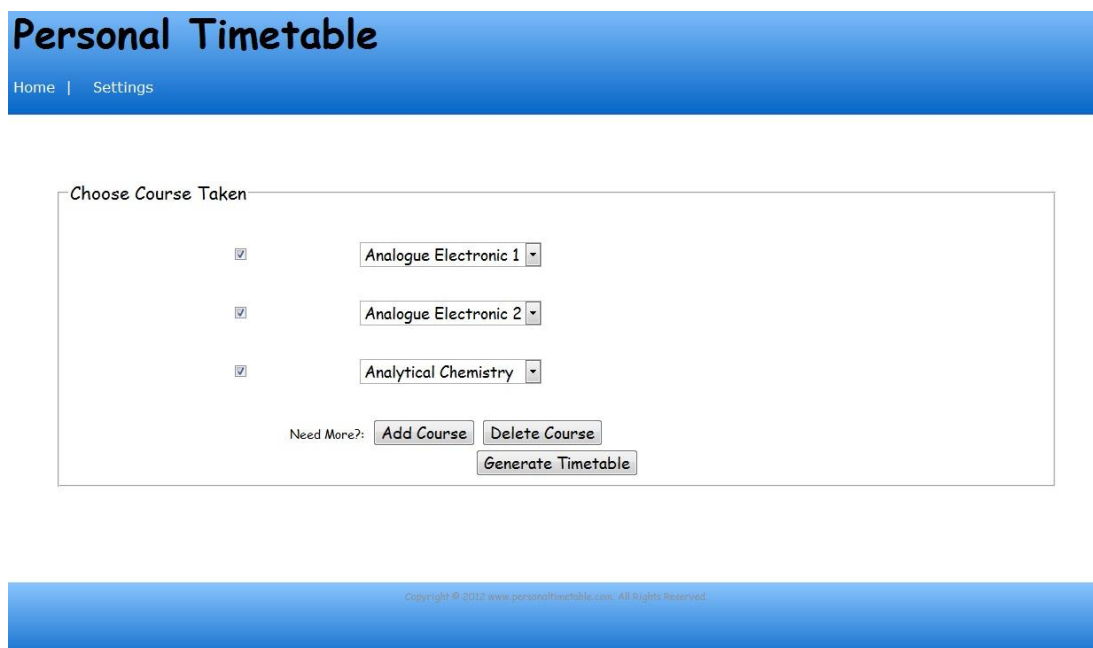


Figure 8 : Main Page of UTP timetabling

For the prototype functionality, only 3 courses included in project to focus on timetable generator first and then credibility.

## 4.2 Result and Discussion

Another main focus is to keep the interface as simple as possible while at same time user friendly where all the information user needs are easily access to. Below are proposed interface of first step in timetable generator:



Personal Timetable

Home | Settings

Choose Course Taken

Analogue Electronic 1

Analogue Electronic 2

Analytical Chemistry

Need More?:

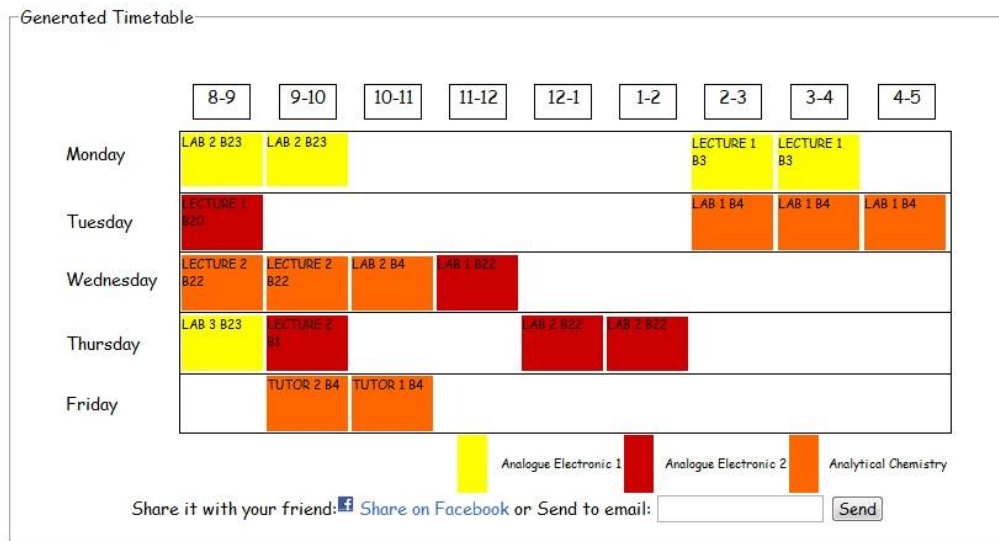
Copyright © 2012 www.personaltimetable.com. All Rights Reserved.

**Figure 9 : Main page in Personal Timetable Generator**

The main page of this project is user friendly where the students only need to choose what course they want and if they take more than 4 courses, the button function for add course is available. To get optimum result, students have to sort the courses based on priority so it easy for student to delete courses. After choose course taken, generate timetable button will directly go to generated timetable page.

# Personal Timetable

Home | Settings



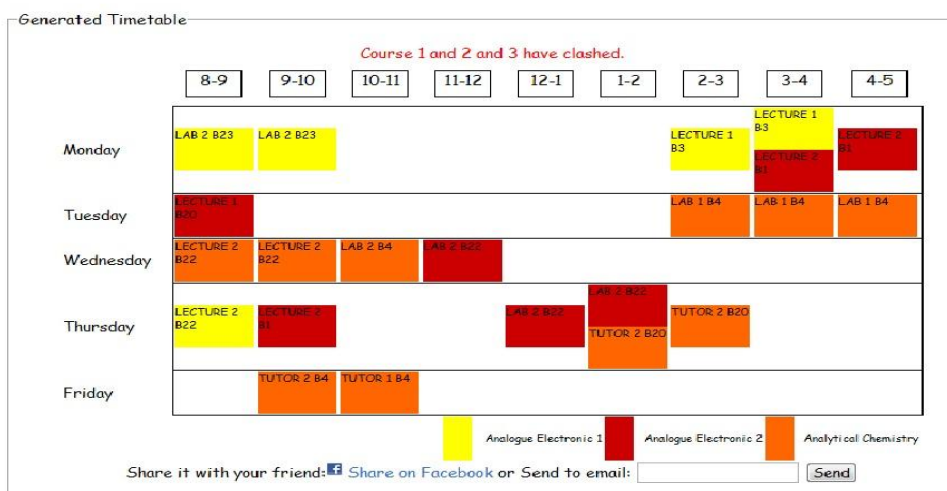
Copyright © 2013 www.personaltimetable.com. All Rights Reserved.

Figure 10 : Generated Timetable Page

The generated timetable will sort the courses in specific time from UTP Timetabling Centre and each course will be given unique colour label to satisfy Human Computer Interaction criteria. However, if clashed happen, the alert will appear above the generated timetable as shown below:

# Personal Timetable

Home | Settings



Copyright © 2013 www.personaltimetable.com. All Rights Reserved.

Figure 11 : Alert Window for Clash

When clash detected, the application will show where the clash occur and by this function, students can show to the lecturer this generated timetable in case the lecturer can define the courses allocation so the students can enrol all courses without clash.

Final step of the application are share the timetable with friends through Facebook sharing function and send to email function as backup. By doing this, redundancy of generated timetable can be reduced and at same time avoid server overload. Sharing function also can be used as discussion medium where the students can discuss about the timetable in Facebook's group and GoogleGroup's thread. For Facebook sharing function, the author uses the scripts from Facebook's developer site. Below are the scripts:

```
<script>

function fbs_click()

{

u=location.href;t=document.title;
window.open('http://www.facebook.com/sharer.php?u='+encodeURIComponent(u)+'&t='+encodeURIComponent(t),'sharer','toolbar=0,status=0,width=626,height=436');return false;}

</script>
```

For email-to function, below are the scripts:

```
$from = $_POST['mail'];
// To send HTML mail, the Content-type header must be set
$headers = 'MIME-Version: 1.0' . "\r\n";
$headers .= 'Content-type: text/html; charset=iso-8859-1' . "\r\n";
$headers .= "From: ".$from . "\r\n";

subject = "Personal Timetable";

$name = "Support Team";

$recipient = ADMIN_MAIL;

$msg = "Hello,<br/>";

$msg .= $HTML_contents;

//$msg .= "<b>Comments:</b>". $comments. "<br/>";
```

```
$msg .= <br/><br/>Regards<br/>".$name."<br/>".$from;
```

```
if (mail($recipient, $subject, $msg,$headers))
```

```
    {      nl2br("<b>Message Sent:</b>
```

```
          To: $recipient
```

```
          Subject: $subject
```

```
          Message:$msg");
```

```
    }
```

## **CHAPTER 5**

### **CONCLUSION AND RECOMMENDATIONS**

#### **5.1 Conclusion**

This project will develop a new system that generate personal unique timetable for students in UTP. All functions contained in this system integrate to be an efficient tools especially reducing time consumption and user friendly interface. The system developed from several sources of software such as Microsoft Excel 2007 for initial design during prototyping process and EasyPHP Bundle where the main application will develop using this tool because easiness of using, portable and compatible in almost Windows Operating System. Moreover, current timetabling based on ASP. Net from Microsoft where the developers need to buy a license compared to EasyPHP which is open source and can create dynamic web site like ASP. Net.

In conclusion, the current research aims to reduce time consumption and create more user friendly application based on Human Computer Interaction criteria. The achievable of listed objective can bring this project to new milestone where better platform can be provided and system will be implemented in UTP Timetabling Information Centre.



## 5.2 Recommendations

If further enhancement been done, the author will try to avoid using open source software as the tools needed. This is because most of big university will tend to reject the system contained open source software. This is due copyright issue as open source software does not have any specific developers to refer.

Due to time constraint, several interfaces could not be finished and below are several recommendation will need in further enhancement.

### 5.2.1 Develop more user friendly interaction using jQuery and JavaScript

In generated timetable, the alert only appears as simple notification without pop up which is will be more interactive and user friendly. The author recommends using JavaScript and below is example of interface that will pop up if any clashes happen:



Figure 12 : Alert using Javascript

By using this alert notification, the user or students will be more alert on any clashed happen in generated timetable.

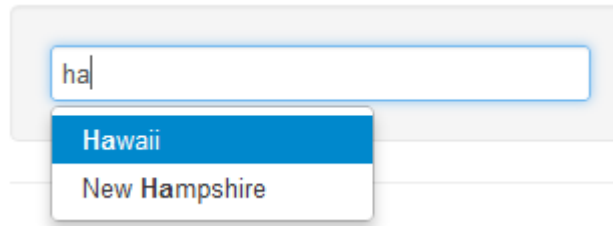
In generated timetable also, the courses inside are not interactive and less information contained. The author recommends using popovers function from JavaScript platform so more information can be insert. Below is example of popovers when student hover over the courses in generated timetable:



Figure 13 : Popover suggestion

Inside the popover, extra information can be output such as lecturer's info, credit hours and so on.

In prototype, there are only 3 courses in database but in real university's database, hundreds of course available and this will cause difficulty for the user to scroll and search desired courses. To overcome this problem, the author recommends using typeaheads function from JavaScript's platform as shown below:



**Figure 14 : Typeaheads Suggestion**

Other than interface issues, the author also recommends to develop better algorithm in future where the timetable can be generated without any constraint at all and better user design.

## REFERENCES

- Schaerf, A.(1999). A Survey of Automated Timetabling, *Artificial Intelligence Review*, 13 2 87-127.
- Abbas, A.M.; Tsang, E.P.K. (2001). Constraint-based timetabling, *Computer Systems and Applications, ACS/IEEE 2001 International Conference*, 67-72.
- Padmini, M.V.; Athre, K.(2010). Efficient design of university timetable, *Electro/Information Technology (EIT), 2010 IEEE International Conference*,1-5.
- Awang, S.; Fairol, M.; Khalid, M.; Yusof, R. (2009). Generating university timetable by using a combination of heuristic and random selection, *Computer Science and Information Technology, 2009. ICCSIT 2009. 2nd IEEE International Conference*, 350-354.
- Davoudzadeh, M.; Rafeh, R.; Rashidi, R. (2009). A Linear Solution for the University Timetabling Problem, *Computer and Electrical Engineering, 2009. ICCEE '09. Second International Conference*, 2 54-57.
- Thomas, J.J.; Khader, A.T.; Belaton, B. (2009). Visualization Techniques on the Examination Timetabling Pre-processing Data, *Computer Graphics, Imaging and Visualization, 2009. CGIV '09. Sixth International Conference*, 454-458.
- Yang, X.Y.; Chen, G. (2009). Human-Computer Interaction Design in Product Design, *Education Technology and Computer Science, 2009. ETCS '09. First International Workshop*, 2 437-439.
- Chao, G. (2009). Human-Computer Interaction: Process and Principles of Human-Computer Interface Design, *Computer and Automation Engineering, 2009. ICCAE '09. International Conference*, 230-233.

## APPENDICES

### Index.php

```
<?php include('include/config.php');?>

<!DOCTYPE html PUBLIC "-//W3C//DTD XHTML 1.0 Transitional//EN" "http://www.w3.org/TR/xhtml1/DTD/xhtml1-
transitional.dtd">

<html xmlns="http://www.w3.org/1999/xhtml">

<head>

<?php include('include/head.php');?>

</head>

<body onload="correctPNG();">

<table border="0" align="center" cellpadding="0" cellspacing="0" class="layout" height="600">

<tr>

<td valign="top" ><?php include('files/header.php');?></td>

</tr>

<tr>

<td valign="top"><?php include('files/index.php');?></td>

</tr>

<tr>

<td valign="top" style="background:url(images/header_img.png);background-repeat:repeat-x;height:70px;">

<?php include('files/footer.php');?>

</td>

</tr>

</table>

</body>

</html>
```

## Timetable.sql

```
-- phpMyAdmin SQL Dump
-- version 3.3.9
-- http://www.phpmyadmin.net
--
-- Host: localhost
-- Generation Time: Jul 20, 2012 at 04:50 PM
-- Server version: 5.5.8
-- PHP Version: 5.3.5

SET SQL_MODE="NO_AUTO_VALUE_ON_ZERO";

/*!40101 SET @OLD_CHARACTER_SET_CLIENT=@@CHARACTER_SET_CLIENT */;
/*!40101 SET @OLD_CHARACTER_SET_RESULTS=@@CHARACTER_SET_RESULTS */;
/*!40101 SET @OLD_COLLATION_CONNECTION=@@COLLATION_CONNECTION */;
/*!40101 SET NAMES utf8 */;

--
-- Database: `timetable`
--
-----
--
-- Table structure for table `tt_classtype`
--
CREATE TABLE IF NOT EXISTS `tt_classtype` (
  `class_type_id` int(11) NOT NULL AUTO_INCREMENT,
  `class_type` varchar(255) NOT NULL,
  PRIMARY KEY (`class_type_id`)
) ENGINE=InnoDB DEFAULT CHARSET=latin1 AUTO_INCREMENT=8 ;

--
-- Dumping data for table `tt_classtype`
--
```

```

-----
--
-- Table structure for table `tt_class_location`
--
CREATE TABLE IF NOT EXISTS `tt_class_location` (
  `class_location_id` int(11) NOT NULL AUTO_INCREMENT,
  `class_location` varchar(255) NOT NULL,
  PRIMARY KEY (`class_location_id`)
) ENGINE=InnoDB DEFAULT CHARSET=latin1 AUTO_INCREMENT=9 ;
--
-- Dumping data for table `tt_class_location`
--
-----
--
-- Table structure for table `tt_course`
--
CREATE TABLE IF NOT EXISTS `tt_course` (
  `course_id` int(11) NOT NULL AUTO_INCREMENT,
  `course_name` varchar(255) NOT NULL,
  `course_color` varchar(255) NOT NULL,
  PRIMARY KEY (`course_id`)
) ENGINE=InnoDB DEFAULT CHARSET=latin1 AUTO_INCREMENT=4 ;
--
-- Dumping data for table `tt_course`
--
-----
--
-- Table structure for table `tt_timetable`
--
CREATE TABLE IF NOT EXISTS `tt_timetable` (

```

```

`time_table_id` int(11) NOT NULL AUTO_INCREMENT,

`course_id` int(11) NOT NULL,

`class_type_id` int(11) NOT NULL,

`class_location_id` int(11) NOT NULL,

`class_time` varchar(255) NOT NULL,

`class_day` varchar(255) NOT NULL,

PRIMARY KEY (`time_table_id`)

) ENGINE=InnoDB DEFAULT CHARSET=latin1 AUTO_INCREMENT=26 ;

--

-- Dumping data for table `tt_timetable`

--

-----

--

-- Table structure for table `tt_timetable_for_course`

--

CREATE TABLE IF NOT EXISTS `tt_timetable_for_course` (

  `tc_id` int(11) NOT NULL AUTO_INCREMENT,

  `course_array` text NOT NULL,

  PRIMARY KEY (`tc_id`)

) ENGINE=InnoDB DEFAULT CHARSET=latin1 AUTO_INCREMENT=2 ;

--

-- Dumping data for table `tt_timetable_for_course`

--

```

**Config.php**

<?php

```
ob_start();

session_start();

//=== Set the level of error reporting

//error_reporting(E_ALL & ~E_NOTICE & ~E_WARNING);

//Report all errors

error_reporting(E_ALL);

$error_msg = "";

//==== Variable Declaration

include('global_var.php');

include('functions.php');

//==== Connecting with Databse Server

mysql_connect(DATABASE_HOST_NAME, DATABASE_USER_NAME, DATABASE_PASSWORD) or die( 'Can not
connect'.mysql_error());

//==== Selecting Database

mysql_select_db(DATABASE_NAME);

?>
```

### **Functions.php**

```
<?php
```



```

function getClassTypeID()
{
    $menu = "";

    $sql = "select * from tt_classtype";

    $result = mysql_query($sql);

    while($rs = mysql_fetch_assoc($result))
    {
        $select="";

        $menu .= "<option value=\"".$rs['class_type_id'].\"\"\"
\".$select.">\".$rs['class_type'].\"</option>\";

    }

    return $menu;
}

function getClassLocationID()
{
    $menu = "";

    $sql = "select * from tt_class_location";

    $result = mysql_query($sql);

    while($rs = mysql_fetch_assoc($result))
    {
        $select="";

        $menu .= "<option value=\"".$rs['class_location_id'].\"\"\"
\".$select.">\".$rs['class_location'].\"</option>\";

    }

    return $menu;
}

function SetCourseArray($course_array)
{
    $num = 0;

    $sql = "select * from tt_timetable_for_course";

```

```

$result = mysql_query($sql);

$num = mysql_num_rows($result);

if($num>0)
    {
        while($rs = mysql_fetch_assoc($result))
            {
                //update
                $query = "UPDATE tt_timetable_for_course set
course_array = '".serialize($course_array)."' where tc_id='".$rs['tc_id']";
            }
    }
else
    {
        //insert
        $query = "INSERT INTO tt_timetable_for_course (course_array)
values('".serialize($course_array)."')";
    }
$result = mysql_query($query);
}

function GetCourseArray()
{
    $course_array = array();

    $num = 0;

    $sql = "select * from tt_timetable_for_course";

    $result = mysql_query($sql);

    $num = mysql_num_rows($result);

    if($num>0)
        {
            while($rs = mysql_fetch_assoc($result))
                {

```

```

        $course_array = unserialize($rs['course_array']);
    }

}

return $course_array;
}

function SendMail($sender_email,$HTML_contents,$comments)
{
    $from          = $sender_email;

    // To send HTML mail, the Content-type header must be set
    $headers = 'MIME-Version: 1.0' . "\r\n";

    $headers .= 'Content-type: text/html; charset=iso-8859-1' .
"\r\n";

    $headers .= "From: ".$from."\r\n";

    $subject = "Personal Timetable";

    $name     = "Support Team";

    $recipient = ADMIN_EMAIL;

    $msg      = "Hello,<br/>";

    $msg      .= $HTML_contents;

    $msg      .= "<b>Comments:</b>". $comments."<br/>";

    $msg      .= "<br/><br/>Regards<br/>". $name."<br/>". $from;

    if (mail($recipient, $subject, $msg,$headers))
    {
        nl2br("<b>Message Sent:</b>
                To: $recipient
                Subject: $subject
                Message:$msg");
    }
}

function drawTimetable($course_id_arr,$class_time,$class_day)

```

```

{
    $flag = 0;

    foreach($course_id_arr as $course_id){

        $display = "";

        $clashed_courses = "";

        $sql = 'select time_table_id,class_time,class_day,ct.class_type as class_type,cl.class_location
as
        class_location,c.course_name as course_name,c.course_color as course_color

        from tt_timetable AS t,tt_classtype AS ct,tt_class_location AS cl,tt_course AS c

        where t.course_id = '.$course_id.' and t.class_time = "'.$class_time.'" and t.class_day =

        "'.$class_day.'" and

        t.class_type_id = ct.class_type_id and

        t.class_location_id = cl.class_location_id and

        t.course_id = c.course_id';

        $result = mysql_query($sql);

        $num = mysql_num_rows($result);

        while($rs = mysql_fetch_assoc($result))

            {

                //if class_time and class_day are repeated (count>1) it means 2 courses clashed at same
period.

                $flag++;

                $display = "<div style='width:74px;height:50px;background-
color:".$rs['course_color'].";>";

                $display .= $rs['class_type']." ".$rs['class_location'];

                $display .= "</div>";

            }

        echo $display;

    }

}

function drawHTMLTimetable($course_id_arr,$class_time,$class_day)

{

    $flag = 0;

```

```

$display = "";

foreach($course_id_arr as $course_id){

    $sql = 'select time_table_id,class_time,class_day,ct.class_type as class_type,cl.class_location
as
    class_location,c.course_name as course_name,c.course_color as course_color

from tt_timetable AS t,tt_classtype AS ct,tt_class_location AS cl,tt_course AS c

where t.course_id = '$course_id.' and t.class_time = "$class_time." and t.class_day =

"$class_day." and

t.class_type_id = ct.class_type_id and

t.class_location_id = cl.class_location_id and

t.course_id = c.course_id';

$result = mysql_query($sql);

$num = mysql_num_rows($result);

while($rs = mysql_fetch_assoc($result))

    {

        //if class_time and class_day are repeated (count>1) it means 2 courses clashed at same
period.

        $flag++;

        $display = "<div style='width:74px;height:50px;background-
color:". $rs['course_color']. ">";

        $display .= $rs['class_type']. " ". $rs['class_location'];

        $display .= "</div>";

    }

}

return $display;

}

function clash($course_id_arr)

{

    $values = array();

    foreach($course_id_arr as $course_id){

```

```

        $sql = "SELECT t.course_id as course_id,t.class_time as class_time,t.class_day as
                class_day,c.course_name as course_name

FROM tt_timetable as t,tt_course AS c

WHERE t.course_id=".$course_id." and t.course_id=c.course_id";

$result = mysql_query($sql);

$num = mysql_num_rows($result);

while($rs = mysql_fetch_assoc($result))

        {

                $values[] = $rs['class_time'].'.$rs['class_day'];

        }

}

//return array_count_values($values);

//return $values;

if(DetectDuplicateInArray($values))

        {

                return 1;//getClashedCourses($values);

        }

else return 0;

}

function DetectDuplicateInArray($array)

{

        /* To detect duplicate values in PHP array */

        if(count(array_unique($array))<count($array))

                {

                        return true;//Array has duplicates';

                }

        else

                {

                        return false;//Array does not have duplicates';

                }

}

```

```

    }

function getClashedCourses($arr)
{
    $courses = array();

    foreach($arr as $key=>$val)
    {
        $value = explode('$',$val);

        $sql = "SELECT course_id FROM tt_timetable WHERE
class_time='".$value[0]."' and                                class_day='".$value[1]."' and (course_id=2 or
course_id=3)";

        $result = mysql_query($sql);

        return $num = mysql_num_rows($result);

        while($rs = mysql_fetch_assoc($result))
        {
            $courses[] = $rs['course_id'];
        }
    }

    //return array_unique($courses);

    return $num;
}

/* function getClashedCourses($arr)
{
    foreach($arr as $key=>$val)
    {
        $courses = array();

        $value = explode('$',$val);

        $sql = "SELECT course_id FROM tt_timetable WHERE
class_time='".$value[0]."' and                                class_day='".$value[1]."'";

        $result = mysql_query($sql);

        $num = mysql_num_rows($result);

```

```

        while($rs = mysql_fetch_assoc($result))
        {
                $courses[] = $rs['course_id'];
        }

        return $courses;
}

}*/

?>

```

### **Global\_var.php**

```

<?php

//==== Variable Declaration

define('SITE', 'personaltimetable.com');

define('SUPPORT_EMAIL', 'peaceworld5499@gmail.com');

define('ADMIN_EMAIL', 'peaceworld5499@gmail.com');

define('SITE_NAME', 'www.personaltimetable.com');

define('HEADERTEXT', 'Personal Timetable');

define('FOOTERTEXT', 'Copyright &copy; 2012 www.personaltimetable.com. All Rights Reserved. ');

define('FOLDER_NAME', '/personal_timetable');

define('PATH_HREF', "http://".$_SERVER['HTTP_HOST'].FOLDER_NAME."/");

define('PATH_SRC', PATH_HREF);

define('PATH_INCLUDE', $_SERVER['DOCUMENT_ROOT'].FOLDER_NAME."/");

define('FILE_EXT', '.php');

//==== Database Variables server

define('DATABASE_HOST_NAME', 'peaceworld5499.db.9061150.hostedresource.com');

define('DATABASE_USER_NAME', 'peaceworld5499');

define('DATABASE_PASSWORD', 'Vegeto5499');

define('DATABASE_NAME', 'peaceworld5499');

?>

```



## Head.php

```
<meta http-equiv="Content-Type" content="text/html; charset=iso-8859-1" />

<title>Personal Timetable</title>

<link href="css/css.css" rel="stylesheet" type="text/css" />

<script type="text/javascript">

// 

function correctPNG()

{

    if ((navigator.appName == 'Microsoft Internet Explorer') &amp;&amp; (navigator.appVersion.indexOf('MSIE 7') == -1) &amp;&amp;

(navigator.appVersion.indexOf('MSIE 8') == -1)) // IE &lt; v7.x (+ Maxthon v1.x/v2.x , AOL , ...)

    {

        for(var i=0; i&lt;document.images.length; i++)

            {

                var img = document.images[i]

                var imgName = img.src.toUpperCase()

                if (imgName.substring(imgName.length-3, imgName.length) ==

"PNG")

                    {

                        var imgID = (img.id) ? "id=" + img.id + " " : ""

                        var imgClass = (img.className) ? "class=" +

img.className

                        + " " : ""

                        var imgTitle = (img.title) ? "title=" + img.title +

" " : "title="

                        + img.alt + " "

                        var imgStyle = "display:inline-block;" +

img.style.cssText

                        if (img.align == "left") imgStyle = "float:left;" +

imgStyle

                        if (img.align == "right") imgStyle = "float:right;"

+ imgStyle

                        if (img.parentElement.href) imgStyle =

"cursor:pointer;" +

imgStyle</pre></div><div data-bbox="519 922 547 939" data-label="Page-Footer"><p>43</p></div>
```

```

imgClass + imgTitle
height:" +
"filter:progid:DXImageTransform.Microsoft.AlphaImageLoader"
sizingMethod='scale');"></span>"
var strNewHTML = "<span " + imgID +
+ " style=\"" + "width:" + img.width + "px;
img.height + "px;" + imgStyle + ";"
+
+ "(src=\"" + img.src + "\",
img.outerHTML = strNewHTML
i = i-1
}}}}
// ]]>
</script>

```

### Ajax.js

```

//alert("pra_ajax");
var xmlhttp
/* ===== Show Sort Results Starts
===== */
function function_selected(function_id)
{
var strSubmit = "";
xmlhttp=GetXmlHttpRequestObject();
if (xmlhttp==null)
{
alert ("Browser does not support HTTP Request");
return;
}
var url="include/ajax/ajax.sort.php?function_id="+function_id;

```

```

xmlHttp.open("POST",url,true);

xmlHttp.setRequestHeader('Content-Type','application/x-www-form-urlencoded');

xmlHttp.onreadystatechange=stateChanged;

xmlHttp.send(strSubmit);

}

function stateChanged()

{

    if (xmlHttp.readyState==4 || xmlHttp.readyState=="complete")

    {

        document.getElementById("response").innerHTML=xmlHttp.responseText;

    }

}

/* ===== Show Sort Results Ends
===== */

/* ===== Show Area-Sort Results Starts
===== */

function area_selected(area_id)

{

    var strSubmit = "";

    xmlHttp=GetXmlHttpObject();

    if (xmlHttp==null)

    {

        alert ("Browser does not support HTTP Request");

        return;

    }

    var url="include/ajax/ajax.relative_list.php?area_id="+area_id;

    xmlHttp.open("POST",url,true);

```

```

xmlHttpRequest.setRequestHeader('Content-Type','application/x-www-form-urlencoded');

xmlHttpRequest.onreadystatechange=stateChanged2;

xmlHttpRequest.send(strSubmit);

}

function stateChanged2()

{

    if (xmlHttpRequest.readyState==4 || xmlHttpRequest.readyState=="complete")

    {

        document.getElementById("relative_list").innerHTML=xmlHttpRequest.responseText;

    }

}

/* ===== Show Area-Sort Results Ends
===== */

/* ===== update gift data code Starts
===== */

function changeBack(old_value,new_value,save,rel_id,groom_id)

{

    var strSubmit = "";

    var textNode = document.getElementById(old_value);

    var textValue = textNode.firstChild.nodeValue;

    var textBoxNode = document.getElementById(new_value);

    var doneButton = document.getElementById(save);

    textNode.firstChild.nodeValue = textBoxNode.value;

    textNode.style.display = 'block';

    textBoxNode.setAttribute('type', 'hidden');

    doneButton.setAttribute('type','hidden');

    xmlHttpRequest=GetXmlHttpRequest();

    if (xmlHttpRequest==null)

    {

        alert ("Browser does not support HTTP Request");

        return;

    }

}

```

```

    }

    var
url="include/ajax/ajax.gift.php?gift_value="+textNode.firstChild.nodeValue+"&rel_id="+rel_id+"&groom_id="+groom_id;

    xmlhttp.open("POST",url,true);

    xmlhttp.setRequestHeader('Content-Type','application/x-www-form-urlencoded');

    xmlhttp.onreadystatechange=stateChanged3;

    xmlhttp.send(strSubmit);

}

function stateChanged3()

{

    if (xmlhttp.readyState==4 || xmlhttp.readyState=="complete")

    {

        document.getElementById("gift").innerHTML=xmlhttp.responseText;

    }

}

/*===== update gift data code Ends
===== */

/*===== Show Gift-list Results Starts
===== */

function gift_selected(area_id)

{

    var strSubmit = "";

    xmlhttp=GetXmlHttpRequest();

    if (xmlhttp==null)

    {

        alert ("Browser does not support HTTP Request");

        return;

    }

    var url="include/ajax/ajax.relativeGiftList.php?area_id="+area_id;

```

```

xmlHttp.open("POST",url,true);

xmlHttp.setRequestHeader('Content-Type','application/x-www-form-urlencoded');

xmlHttp.onreadystatechange=stateChanged4;

xmlHttp.send(strSubmit);

}

function stateChanged4()

{

    if (xmlHttp.readyState==4 || xmlHttp.readyState=="complete")

    {

        document.getElementById("gift_list").innerHTML=xmlHttp.responseText;

    }

}

/*===== Show Gift-list Results Ends
===== */

/*===== Show Itemtype-list Results Starts
===== */

function item_type_selected(item_type_id)

{

    var strSubmit = "";

    xmlHttp=GetXmlHttpObject();

    if (xmlHttp==null)

    {

        alert ("Browser does not support HTTP Request");

        return;

    }

    var url="include/ajax/ajax.itemType.php?item_type_id="+item_type_id;

    xmlHttp.open("POST",url,true);

    xmlHttp.setRequestHeader('Content-Type','application/x-www-form-urlencoded');

    xmlHttp.onreadystatechange=stateChanged5;

```

```

xmlHttp.send(strSubmit);

}

function stateChanged5()

{

    if (xmlHttp.readyState==4 || xmlHttp.readyState=="complete")

    {

        document.getElementById("itemtype_list").innerHTML=xmlHttp.responseText;

    }

}

/* ===== Show Itemtype-list Results Ends
===== */

function GetXmlHttpRequestObject()

{

    var objXMLHttp=null

    //For Mozilla, Firefox, Safari, Opera, and Netscape:

    if (window.XMLHttpRequest)

    {

        try

        {

            objXMLHttp = new XMLHttpRequest();

        }

        catch (e)

        {

            try

            {

                objXMLHttp = new XMLHttpRequest();

            }

            catch (E)

            {


```

```

        objXMLHttp = new XMLHttpRequest();

        objXMLHttp.overrideMimeType('text/xml');

    }

}

//For Internet Explorer:

else if (window.ActiveXObject)

{

    try

    {

        objXMLHttp = new ActiveXObject("Msxml2.XMLHTTP");

    }

    catch (e)

    {

        try

        {

            objXMLHttp = new ActiveXObject("Microsoft.XMLHTTP");

        }

        catch (E)

        {

            objXMLHttp = false;

        }

    }

}

return objXMLHttp

}

```

### **Assign.php**

```

<?php

function setTimetable($course_id,$day)

{

    $flag = 0;

```



```

for($i=1;$i<=9;$i++)
{
    if(count($_POST[$day.'_period'].$i) == 3)
    {
        $flag++;

        $class_time = $_POST[$day.'_period'].$i[0];

        $class_type_id = $_POST[$day.'_period'].$i[1];

        $class_location_id = $_POST[$day.'_period'].$i[2];

        $num = 0;

        $sql = 'select * from tt_timetable where course_id =
'. $course_id.' and
        class_time = "'.$class_time.'" and class_day =
        "'.$day.'";

        $result = mysql_query($sql);

        $num = mysql_num_rows($result);

        if($num == 0)
        {
            $query = "insert into tt_timetable (course_id,class_type_id,class_location_id,class_time,class_day)
            values('.$course_id.','.$class_type_id.','.$class_location_id.','.$class_time.','.$day.')";

            }

            else

            {

            $query = "UPDATE tt_timetable SET class_type_id = ".$class_type_id.",class_location_id = ".$class_location_id." where
            course_id = ".$course_id." and class_time = ".$class_time." and class_day = ".$day."";

            }

            //echo $query;

            $result2 = mysql_query($query);

            //if($result2){$success_msg = 'Record saved successfully';}

        }
    }

    //return $flag;
}

$error_msg = ";

```

```

$success_msg = "";

$class_time = "";

$class_type_id = "";

$class_location_id = "";

$class_day = "";

if(isset($_POST['button2']))

    {

        header('location:index.php?page=assign');

    }

if(isset($_POST['button']))

    {

        echo setTimetable($_POST['course_id'],'monday');

        echo setTimetable($_POST['course_id'],'tuesday');

        echo setTimetable($_POST['course_id'],'wednesday');

        echo setTimetable($_POST['course_id'],'thursday');

        echo setTimetable($_POST['course_id'],'friday');

        /* if($flag>0){

            $success_msg = 'Record saved successfully';

            $error_msg = 'Select checkboxes to assign values';    } */

        /* print_r($_POST['monday_period1']);

        echo '=='.count($_POST['monday_period1']).'<br>';

        print_r($_POST['monday_period2']);

        echo '=='.count($_POST['monday_period2']).'<br>';

        print_r($_POST['monday_period3']);

        echo '<br>';

        print_r($_POST['monday_period4']);

        echo '<br>';

        print_r($_POST['monday_period5']);

```

```
echo '<br>';

print_r($_POST['monday_period6']);

echo '<br>';

print_r($_POST['monday_period7']);

echo '<br>';

print_r($_POST['monday_period8']);

echo '<br>';

print_r($_POST['monday_period9']);

echo '<br>Tuesday<br>';

print_r($_POST['tuesday_period1']);

echo '<br>';

print_r($_POST['tuesday_period2']);

echo '<br>';

print_r($_POST['tuesday_period3']);

echo '<br>';

print_r($_POST['tuesday_period4']);

echo '<br>';

print_r($_POST['tuesday_period5']);

echo '<br>';

print_r($_POST['tuesday_period6']);

echo '<br>';

print_r($_POST['tuesday_period7']);

echo '<br>';

print_r($_POST['tuesday_period8']);

echo '<br>';

print_r($_POST['tuesday_period9']);

echo '<br>Wednesday<br>';
```

```
print_r($_POST['wednesday_period1']);

echo '<br>';

print_r($_POST['wednesday_period2']);

echo '<br>';

print_r($_POST['wednesday_period3']);

echo '<br>';

print_r($_POST['wednesday_period4']);

echo '<br>';

print_r($_POST['wednesday_period5']);

echo '<br>';

print_r($_POST['wednesday_period6']);

echo '<br>';

print_r($_POST['wednesday_period7']);

echo '<br>';

print_r($_POST['wednesday_period8']);

echo '<br>';

print_r($_POST['wednesday_period9']);

echo '<br>Thursday<br>';

print_r($_POST['thursday_period1']);

echo '<br>';

print_r($_POST['thursday_period2']);

echo '<br>';

print_r($_POST['thursday_period3']);

echo '<br>';

print_r($_POST['thursday_period4']);

echo '<br>';

print_r($_POST['thursday_period5']);

echo '<br>';
```

```
print_r($_POST['thursday_period6']);

echo '<br>';

print_r($_POST['thursday_period7']);

echo '<br>';

print_r($_POST['thursday_period8']);

echo '<br>';

print_r($_POST['thursday_period9']);

echo '<br>Friday<br>';

print_r($_POST['friday_period1']);

echo '<br>';

print_r($_POST['friday_period2']);

echo '<br>';

print_r($_POST['friday_period3']);

echo '<br>';

print_r($_POST['friday_period4']);

echo '<br>';

print_r($_POST['friday_period5']);

echo '<br>';

print_r($_POST['friday_period6']);

echo '<br>';

print_r($_POST['friday_period7']);

echo '<br>';

print_r($_POST['friday_period8']);

echo '<br>';

print_r($_POST['friday_period9']); */

}

?>

<script type="text/javascript">
```

```

function enableDisable(){

    var disable = true;

    var arglen = arguments.length;

    var startIndex = 0;

    var frm = document.formAssign;//change appropriate form name

    if (arglen>0){

        if (typeof arguments[0]=="boolean") {

            disable=arguments[0];

            if (arglen>1) startIndex=1;

        }

        for (var i=startIndex;i<arglen;i++){

            obj = eval("frm."+arguments[i]);

            if (typeof obj=="object"){

                if (document.layers) {

                    if (disable){

                        obj.onfocus=new Function("this.blur()");

                        if (obj.type=="text") obj.onChange=new

Function("this.value=this.defaultValue");

                    }

                    else {

                        obj.onfocus=new Function("return");

                        if (obj.type=="text") obj.onChange=new

Function("return");

                    }

                }

                else obj.disabled=disable;

            }

        }

    }

}

```

```

    }

</script>

<fieldset style="margin:50px;" >

<legend class="text2" >Assign Values for Courses</legend><br/>

<form id="formAssign" name="formAssign" method="post" action="">

    <table width="800" border="0" align="center" cellpadding="2" cellspacing="0" >

    <tr>

    <td height="28">&nbsp;</td>

    <td colspan="3" align="left" valign="middle" class="text2"><span class="error_font"><?=$error_msg?></span><span
style="color:#009900;"><?=$success_msg?></span></td>

    </tr>

    <tr>

    <td class="text2">Choose Course</td>

    <td colspan="3" style="border-left: 1px solid black;border-top: 1px solid black;border-right: 1px solid black;">

        <SELECT name="course_id">

            <?php

                $sql = "select * from tt_course";

                $result = mysql_query($sql);

                while($rs = mysql_fetch_assoc($result))

                    {

                        $select="";

                        echo "<option value=\"".$rs['course_id']."\"

".$select.">".$rs['course_name']."</option>";

                    }

            ?>

        </SELECT>    </td>

    </tr>

    <tr>

    <td class="text2">&nbsp;</td>

    <td colspan="3" align="center" valign="middle" style="border-top: 1px solid black;font-
size:24px;color:#0066FF;">Monday</td>

```

```

</tr>

<tr>

<td rowspan="9" class="text2">&nbsp;</td>

<td width="126" align="left" valign="middle" class="text2" style="border-left: 1px solid black;border-top: 1px solid
black;">

<input name="monday_period1[]" type="checkbox" value="8-9" />8-9</td>

<td width="222" align="center" valign="middle" style="border-left: 1px solid black;border-top: 1px solid black;">

<SELECT name="monday_period1[]"><?php echo getClassTypeID();?></SELECT> </td>

<td align="center" valign="middle" style="border-left: 1px solid black;border-top: 1px solid black;border-right: 1px solid
black;">

<SELECT name="monday_period1[]"><?php echo getClassLocationID();?></SELECT> </td>

</tr>

<tr>

<td align="left" valign="middle" class="text2" style="border-left: 1px solid black;border-top: 1px solid black;">

<input name="monday_period2[]" type="checkbox" value="9-10" />

9-10</td>

<td width="222" align="center" valign="middle" style="border-left: 1px solid black;border-top: 1px solid black;"><select
name="monday_period2[]">

<?php echo getClassTypeID();?>

</select> </td>

<td align="center" valign="middle" style="border-left: 1px solid black;border-top: 1px solid black;border-right: 1px solid
black;"><select name="monday_period2[]">

<?php echo getClassLocationID();?>

</select> </td>

</tr>

<tr>

<td align="left" valign="middle" class="text2" style="border-left: 1px solid black;border-top: 1px solid black;">

<input name="monday_period3[]" type="checkbox" value="10-11" />

10-11</td>

<td width="222" align="center" valign="middle" style="border-left: 1px solid black;border-top: 1px solid black;"><select
name="monday_period3[]">

<?php echo getClassTypeID();?>

```



```

</select> </td>

<td align="center" valign="middle" style="border-left: 1px solid black;border-top: 1px solid black;border-right: 1px solid
black;"><select name="monday_period3[]">

<?php echo getClassLocationID();?>

</select> </td>

</tr>

<tr>

<td align="left" valign="middle" class="text2" style="border-left: 1px solid black;border-top: 1px solid black;"><input
name="monday_period4[]" type="checkbox" value="11-12" />11-12</td>

<td width="222" align="center" valign="middle" style="border-left: 1px solid black;border-top: 1px solid black;"><select
name="monday_period4[]">

<?php echo getClassTypeID();?>

</select> </td>

<td align="center" valign="middle" style="border-left: 1px solid black;border-top: 1px solid black;border-right: 1px solid
black;"><select name="monday_period4[]" >

<?php echo getClassLocationID();?>

</select> </td>

</tr>

<tr>

<td align="left" valign="middle" class="text2" style="border-left: 1px solid black;border-top: 1px solid black;"><input
name="monday_period5[]" type="checkbox" value="12-1" />12-1</td>

<td width="222" align="center" valign="middle" style="border-left: 1px solid black;border-top: 1px solid black;"><select
name="monday_period5[]">

<?php echo getClassTypeID();?>

</select></td>

<td align="center" valign="middle" style="border-left: 1px solid black;border-top: 1px solid black;border-right: 1px solid
black;"><select name="monday_period5[]">

<?php echo getClassLocationID();?>

</select> </td>

</tr>

<tr>

<td align="left" valign="middle" class="text2" style="border-left: 1px solid black;border-top: 1px solid black;">

```

```

<input name="monday_period6[]" type="checkbox" value="1-2" />

1-2</td>

<td width="222" align="center" valign="middle" style="border-left: 1px solid black;border-top: 1px solid black;"><select
name="monday_period6[]">

<?php echo getClassTypeID();?>

</select></td>

<td align="center" valign="middle" style="border-left: 1px solid black;border-top: 1px solid black;border-right: 1px solid
black;"><select name="monday_period6[]">

<?php echo getClassLocationID();?>

</select> </td>

</tr>

<tr>

<td align="left" valign="middle" class="text2" style="border-left: 1px solid black;border-top: 1px solid black;">

<input name="monday_period7[]" type="checkbox" value="2-3" />

2-3</td>

<td width="222" align="center" valign="middle" style="border-left: 1px solid black;border-top: 1px solid black;"><select
name="monday_period7[]">

<?php echo getClassTypeID();?>

</select></td>

<td align="center" valign="middle" style="border-left: 1px solid black;border-top: 1px solid black;border-right: 1px solid
black;"><select name="monday_period7[]">

<?php echo getClassLocationID();?>

</select> </td>

</tr>

<tr>

<td align="left" valign="middle" class="text2" style="border-left: 1px solid black;border-top: 1px solid black;">

<input name="monday_period8[]" type="checkbox" value="3-4" />

3-4</td>

<td width="222" align="center" valign="middle" style="border-left: 1px solid black;border-top: 1px solid black;"><select
name="monday_period8[]">

<?php echo getClassTypeID();?>

</select></td>

```

```

        <td align="center" valign="middle" style="border-left: 1px solid black;border-top: 1px solid black;border-right: 1px solid
black;"><select name="monday_period8[]">

        <?php echo getClassLocationID();?>

        </select>    </td>

</tr>

<tr>

<td align="left" valign="middle" class="text2" style="border-left: 1px solid black;border-top: 1px solid black;">

<input name="monday_period9[]" type="checkbox" value="4-5" />

4-5</td>

<td width="222" align="center" valign="middle" style="border-left: 1px solid black;border-top: 1px solid black;"><select
name="monday_period9[]">

<?php echo getClassTypeID();?>

</select></td>

<td align="center" valign="middle" style="border-left: 1px solid black;border-top: 1px solid black;border-right: 1px solid
black;"><select name="monday_period9[]">

<?php echo getClassLocationID();?>

</select>    </td>

</tr>

<tr>

<td class="text2">&nbsp;</td>

<td colspan="3" align="center" valign="middle" style="border-top: 1px solid black;font-
size:24px;color:#0066FF;">Tuesday</td>

</tr>

<tr>

<td class="text2">&nbsp;</td>

<td width="126" align="left" valign="middle" class="text2" style="border-left: 1px solid black;border-top: 1px solid
black;">

<input name="tuesday_period1[]" type="checkbox" value="8-9" />8-9</td>

<td width="222" align="center" valign="middle" style="border-left: 1px solid black;border-top: 1px solid black;">

<SELECT name="tuesday_period1[]"><?php echo getClassTypeID();?></SELECT>    </td>

<td align="center" valign="middle" style="border-left: 1px solid black;border-top: 1px solid black;border-right: 1px solid
black;">

```

```

                <SELECT name="tuesday_period1[]"><?php echo getClassLocationID();?></SELECT>      </td>

</tr>

<tr>

<td class="text2">&nbsp;</td>

<td align="left" valign="middle" class="text2" style="border-left: 1px solid black;border-top: 1px solid black;">

<input name="tuesday_period2[]" type="checkbox" value="9-10" />

9-10</td>

<td width="222" align="center" valign="middle" style="border-left: 1px solid black;border-top: 1px solid black;"><select
name="tuesday_period2[]">

<?php echo getClassTypeID();?>

</select>      </td>

<td align="center" valign="middle" style="border-left: 1px solid black;border-top: 1px solid black;border-right: 1px solid
black;"><select name="tuesday_period2[]">

<?php echo getClassLocationID();?>

</select>      </td>

</tr>

<tr>

<td class="text2">&nbsp;</td>

<td align="left" valign="middle" class="text2" style="border-left: 1px solid black;border-top: 1px solid black;">

<input name="tuesday_period3[]" type="checkbox" value="10-11" />

10-11</td>

<td width="222" align="center" valign="middle" style="border-left: 1px solid black;border-top: 1px solid black;"><select
name="tuesday_period3[]">

<?php echo getClassTypeID();?>

</select>      </td>

<td align="center" valign="middle" style="border-left: 1px solid black;border-top: 1px solid black;border-right: 1px solid
black;"><select name="tuesday_period3[]">

<?php echo getClassLocationID();?>

</select>      </td>

</tr>

<tr>

```

```

<td class="text2">&nbsp;</td>

<td align="left" valign="middle" class="text2" style="border-left: 1px solid black;border-top: 1px solid black;"><input
name="tuesday_period4[]" type="checkbox" value="11-12" />11-12</td>

<td width="222" align="center" valign="middle" style="border-left: 1px solid black;border-top: 1px solid black;"><select
name="tuesday_period4[]">

<?php echo getClassTypeID();?>

</select> </td>

<td align="center" valign="middle" style="border-left: 1px solid black;border-top: 1px solid black;border-right: 1px solid
black;"><select name="tuesday_period4[]">

<?php echo getClassLocationID();?>

</select> </td>

</tr>

<tr>

<td class="text2">&nbsp;</td>

<td align="left" valign="middle" class="text2" style="border-left: 1px solid black;border-top: 1px solid black;"><input
name="tuesday_period5[]" type="checkbox" value="12-1" />12-1</td>

<td width="222" align="center" valign="middle" style="border-left: 1px solid black;border-top: 1px solid black;"><select
name="tuesday_period5[]">

<?php echo getClassTypeID();?>

</select></td>

<td align="center" valign="middle" style="border-left: 1px solid black;border-top: 1px solid black;border-right: 1px solid
black;"><select name="tuesday_period5[]">

<?php echo getClassLocationID();?>

</select> </td>

</tr>

<tr>

<td class="text2">&nbsp;</td>

<td align="left" valign="middle" class="text2" style="border-left: 1px solid black;border-top: 1px solid black;">

<input name="tuesday_period6[]" type="checkbox" value="1-2" />

1-2</td>

<td width="222" align="center" valign="middle" style="border-left: 1px solid black;border-top: 1px solid black;"><select
name="tuesday_period6[]">

```

```

        <?php echo getClassTypeID();?>

        </select></td>

        <td align="center" valign="middle" style="border-left: 1px solid black;border-top: 1px solid black;border-right: 1px solid
black;"><select name="tuesday_period6[]">

        <?php echo getClassLocationID();?>

        </select>    </td>

</tr>

<tr>

<td class="text2">&nbsp;</td>

<td align="left" valign="middle" class="text2" style="border-left: 1px solid black;border-top: 1px solid black;">

<input name="tuesday_period7[]" type="checkbox" value="2-3" />

2-3</td>

<td width="222" align="center" valign="middle" style="border-left: 1px solid black;border-top: 1px solid black;"><select
name="tuesday_period7[]">

<?php echo getClassTypeID();?>

</select></td>

<td align="center" valign="middle" style="border-left: 1px solid black;border-top: 1px solid black;border-right: 1px solid
black;"><select name="tuesday_period7[]">

<?php echo getClassLocationID();?>

</select>    </td>

</tr>

<tr>

<td class="text2">&nbsp;</td>

<td align="left" valign="middle" class="text2" style="border-left: 1px solid black;border-top: 1px solid black;">

<input name="tuesday_period8[]" type="checkbox" value="3-4" />

3-4</td>

<td width="222" align="center" valign="middle" style="border-left: 1px solid black;border-top: 1px solid black;"><select
name="tuesday_period8[]">

<?php echo getClassTypeID();?>

</select></td>

<td align="center" valign="middle" style="border-left: 1px solid black;border-top: 1px solid black;border-right: 1px solid
black;"><select name="tuesday_period8[]">

```

```

        <?php echo getClassLocationID();?>

        </select>    </td>

    </tr>

    <tr>

        <td class="text2">&nbsp;</td>

        <td align="left" valign="middle" class="text2" style="border-left: 1px solid black;border-top: 1px solid black;">

            <input name="tuesday_period9[]" type="checkbox" value="4-5" />

            4-5</td>

        <td width="222" align="center" valign="middle" style="border-left: 1px solid black;border-top: 1px solid black;"><select
name="tuesday_period9[]">

            <?php echo getClassTypeID();?>

            </select></td>

        <td align="center" valign="middle" style="border-left: 1px solid black;border-top: 1px solid black;border-right: 1px solid
black;"><select name="tuesday_period9[]">

            <?php echo getClassLocationID();?>

            </select>    </td>

    </tr>

    <tr>

        <td class="text2">&nbsp;</td>

        <td colspan="3" align="center" valign="middle" style="border-top: 1px solid black;font-
size:24px;color:#0066FF;">Wednesday</td>

    </tr>

    <tr>

        <td class="text2">&nbsp;</td>

        <td width="126" align="left" valign="middle" class="text2" style="border-left: 1px solid black;border-top: 1px solid
black;">

            <input name="wednesday_period1[]" type="checkbox" value="8-9" />8-9</td>

        <td width="222" align="center" valign="middle" style="border-left: 1px solid black;border-top: 1px solid black;">

            <SELECT name="wednesday_period1[]"><?php echo getClassTypeID();?></SELECT>    </td>

        <td align="center" valign="middle" style="border-left: 1px solid black;border-top: 1px solid black;border-right: 1px solid
black;">

            <SELECT name="wednesday_period1[]"><?php echo getClassLocationID();?></SELECT>    </td>

```

```

</tr>

<tr>

<td class="text2">&nbsp;</td>

<td align="left" valign="middle" class="text2" style="border-left: 1px solid black;border-top: 1px solid black;">

<input name="wednesday_period2[]" type="checkbox" value="9-10" />

9-10</td>

<td width="222" align="center" valign="middle" style="border-left: 1px solid black;border-top: 1px solid black;"><select
name="wednesday_period2[]">

<?php echo getClassTypeID();?>

</select> </td>

<td align="center" valign="middle" style="border-left: 1px solid black;border-top: 1px solid black;border-right: 1px solid
black;"><select name="wednesday_period2[]">

<?php echo getClassLocationID();?>

</select> </td>

</tr>

<tr>

<td class="text2">&nbsp;</td>

<td align="left" valign="middle" class="text2" style="border-left: 1px solid black;border-top: 1px solid black;">

<input name="wednesday_period3[]" type="checkbox" value="10-11" />

10-11</td>

<td width="222" align="center" valign="middle" style="border-left: 1px solid black;border-top: 1px solid black;"><select
name="wednesday_period3[]">

<?php echo getClassTypeID();?>

</select> </td>

<td align="center" valign="middle" style="border-left: 1px solid black;border-top: 1px solid black;border-right: 1px solid
black;"><select name="wednesday_period3[]">

<?php echo getClassLocationID();?>

</select> </td>

</tr>

<tr>

<td class="text2">&nbsp;</td>

```



```

        <td align="left" valign="middle" class="text2" style="border-left: 1px solid black;border-top: 1px solid black;"><input
name="wednesday_period4[]" type="checkbox" value="11-12" />11-12</td>

        <td width="222" align="center" valign="middle" style="border-left: 1px solid black;border-top: 1px solid black;"><select
name="wednesday_period4[]">

            <?php echo getClassTypeID();?>

        </select>    </td>

        <td align="center" valign="middle" style="border-left: 1px solid black;border-top: 1px solid black;border-right: 1px solid
black;"><select name="wednesday_period4[]">

            <?php echo getClassLocationID();?>

        </select>    </td>

</tr>

<tr>

<td class="text2">&nbsp;</td>

        <td align="left" valign="middle" class="text2" style="border-left: 1px solid black;border-top: 1px solid black;"><input
name="wednesday_period5[]" type="checkbox" value="12-1" />12-1</td>

        <td width="222" align="center" valign="middle" style="border-left: 1px solid black;border-top: 1px solid black;"><select
name="wednesday_period5[]">

            <?php echo getClassTypeID();?>

        </select></td>

        <td align="center" valign="middle" style="border-left: 1px solid black;border-top: 1px solid black;border-right: 1px solid
black;"><select name="wednesday_period5[]">

            <?php echo getClassLocationID();?>

        </select>    </td>

</tr>

<tr>

<td class="text2">&nbsp;</td>

        <td align="left" valign="middle" class="text2" style="border-left: 1px solid black;border-top: 1px solid black;">

            <input name="wednesday_period6[]" type="checkbox" value="1-2" />

            1-2</td>

        <td width="222" align="center" valign="middle" style="border-left: 1px solid black;border-top: 1px solid black;"><select
name="wednesday_period6[]">

            <?php echo getClassTypeID();?>

```

```

</select></td>

<td align="center" valign="middle" style="border-left: 1px solid black;border-top: 1px solid black;border-right: 1px solid
black;"><select name="wednesday_period6[]">

    <?php echo getClassLocationID();?>

</select>    </td>

</tr>

<tr>

<td class="text2">&nbsp;</td>

<td align="left" valign="middle" class="text2" style="border-left: 1px solid black;border-top: 1px solid black;">

    <input name="wednesday_period7[]" type="checkbox" value="2-3" />

    2-3</td>

<td width="222" align="center" valign="middle" style="border-left: 1px solid black;border-top: 1px solid black;"><select
name="wednesday_period7[]">

    <?php echo getClassTypeID();?>

</select></td>

<td align="center" valign="middle" style="border-left: 1px solid black;border-top: 1px solid black;border-right: 1px solid
black;"><select name="wednesday_period7[]">

    <?php echo getClassLocationID();?>

</select>    </td>

</tr>

<tr>

<td class="text2">&nbsp;</td>

<td align="left" valign="middle" class="text2" style="border-left: 1px solid black;border-top: 1px solid black;">

    <input name="wednesday_period8[]" type="checkbox" value="3-4" />

    3-4</td>

<td width="222" align="center" valign="middle" style="border-left: 1px solid black;border-top: 1px solid black;"><select
name="wednesday_period8[]">

    <?php echo getClassTypeID();?>

</select></td>

<td align="center" valign="middle" style="border-left: 1px solid black;border-top: 1px solid black;border-right: 1px solid
black;"><select name="wednesday_period8[]">

    <?php echo getClassLocationID();?>

```

```

        </select>    </td>

</tr>

<tr>

<td class="text2">&nbsp;</td>

<td align="left" valign="middle" class="text2" style="border-left: 1px solid black;border-top: 1px solid black;">

    <input name="wednesday_period9[]" type="checkbox" value="4-5" />

4-5</td>

<td width="222" align="center" valign="middle" style="border-left: 1px solid black;border-top: 1px solid black;"><select
name="wednesday_period9[]">

    <?php echo getClassTypeID();?>

</select></td>

<td align="center" valign="middle" style="border-left: 1px solid black;border-top: 1px solid black;border-right: 1px solid
black;"><select name="wednesday_period9[]">

    <?php echo getClassLocationID();?>

</select>    </td>

</tr>

<tr>

<td class="text2">&nbsp;</td>

<td colspan="3" align="center" valign="middle" style="border-top: 1px solid black;font-
size:24px;color:#0066FF;">Thursday</td>

</tr>

<tr>

<td class="text2">&nbsp;</td>

<td width="126" align="left" valign="middle" class="text2" style="border-left: 1px solid black;border-top: 1px solid
black;">

<input name="thursday_period1[]" type="checkbox" value="8-9" />8-9</td>

<td width="222" align="center" valign="middle" style="border-left: 1px solid black;border-top: 1px solid black;">

    <SELECT name="thursday_period1[]"><?php echo getClassTypeID();?></SELECT>    </td>

<td align="center" valign="middle" style="border-left: 1px solid black;border-top: 1px solid black;border-right: 1px solid
black;">

    <SELECT name="thursday_period1[]"><?php echo getClassLocationID();?></SELECT>    </td>

</tr>

```

```

<tr>

<td class="text2">&nbsp;</td>

<td align="left" valign="middle" class="text2" style="border-left: 1px solid black;border-top: 1px solid black;">

<input name="thursday_period2[]" type="checkbox" value="9-10" />

9-10</td>

<td width="222" align="center" valign="middle" style="border-left: 1px solid black;border-top: 1px solid black;"><select
name="thursday_period2[]">

<?php echo getClassTypeID();?>

</select> </td>

<td align="center" valign="middle" style="border-left: 1px solid black;border-top: 1px solid black;border-right: 1px solid
black;"><select name="thursday_period2[]">

<?php echo getClassLocationID();?>

</select> </td>

</tr>

<tr>

<td class="text2">&nbsp;</td>

<td align="left" valign="middle" class="text2" style="border-left: 1px solid black;border-top: 1px solid black;">

<input name="thursday_period3[]" type="checkbox" value="10-11" />

10-11</td>

<td width="222" align="center" valign="middle" style="border-left: 1px solid black;border-top: 1px solid black;"><select
name="thursday_period3[]">

<?php echo getClassTypeID();?>

</select> </td>

<td align="center" valign="middle" style="border-left: 1px solid black;border-top: 1px solid black;border-right: 1px solid
black;"><select name="thursday_period3[]">

<?php echo getClassLocationID();?>

</select> </td>

</tr>

<tr>

<td class="text2">&nbsp;</td>

<td align="left" valign="middle" class="text2" style="border-left: 1px solid black;border-top: 1px solid black;"><input
name="thursday_period4[]" type="checkbox" value="11-12" />11-12</td>

```

```

        <td width="222" align="center" valign="middle" style="border-left: 1px solid black;border-top: 1px solid black;"><select
name="thursday_period4[]">

        <?php echo getClassTypeID();?>

        </select>    </td>

        <td align="center" valign="middle" style="border-left: 1px solid black;border-top: 1px solid black;border-right: 1px solid
black;"><select name="thursday_period4[]">

        <?php echo getClassLocationID();?>

        </select>    </td>

</tr>

<tr>

        <td class="text2">&nbsp;</td>

        <td align="left" valign="middle" class="text2" style="border-left: 1px solid black;border-top: 1px solid black;"><input
name="thursday_period5[]" type="checkbox" value="12-1" />12-1</td>

        <td width="222" align="center" valign="middle" style="border-left: 1px solid black;border-top: 1px solid black;"><select
name="thursday_period5[]">

        <?php echo getClassTypeID();?>

        </select></td>

        <td align="center" valign="middle" style="border-left: 1px solid black;border-top: 1px solid black;border-right: 1px solid
black;"><select name="thursday_period5[]">

        <?php echo getClassLocationID();?>

        </select>    </td>

</tr>

<tr>

        <td class="text2">&nbsp;</td>

        <td align="left" valign="middle" class="text2" style="border-left: 1px solid black;border-top: 1px solid black;">

        <input name="thursday_period6[]" type="checkbox" value="1-2" />

1-2</td>

        <td width="222" align="center" valign="middle" style="border-left: 1px solid black;border-top: 1px solid black;"><select
name="thursday_period6[]">

        <?php echo getClassTypeID();?>

        </select></td>

```

```

        <td align="center" valign="middle" style="border-left: 1px solid black;border-top: 1px solid black;border-right: 1px solid
black;"><select name="thursday_period6[]">

        <?php echo getClassLocationID();?>

        </select>    </td>

</tr>

<tr>

<td class="text2">&nbsp;</td>

<td align="left" valign="middle" class="text2" style="border-left: 1px solid black;border-top: 1px solid black;">

<input name="thursday_period7[]" type="checkbox" value="2-3" />

2-3</td>

<td width="222" align="center" valign="middle" style="border-left: 1px solid black;border-top: 1px solid black;"><select
name="thursday_period7[]">

        <?php echo getClassTypeID();?>

        </select></td>

<td align="center" valign="middle" style="border-left: 1px solid black;border-top: 1px solid black;border-right: 1px solid
black;"><select name="thursday_period7[]">

        <?php echo getClassLocationID();?>

        </select>    </td>

</tr>

<tr>

<td class="text2">&nbsp;</td>

<td align="left" valign="middle" class="text2" style="border-left: 1px solid black;border-top: 1px solid black;">

<input name="thursday_period8[]" type="checkbox" value="3-4" />

3-4</td>

<td width="222" align="center" valign="middle" style="border-left: 1px solid black;border-top: 1px solid black;"><select
name="thursday_period8[]">

        <?php echo getClassTypeID();?>

        </select></td>

<td align="center" valign="middle" style="border-left: 1px solid black;border-top: 1px solid black;border-right: 1px solid
black;"><select name="thursday_period8[]">

        <?php echo getClassLocationID();?>

        </select>    </td>

```

```

</tr>

<tr>

<td class="text2">&nbsp;</td>

<td align="left" valign="middle" class="text2" style="border-left: 1px solid black;border-top: 1px solid black;">

<input name="thursday_period9[]" type="checkbox" value="4-5" />

4-5</td>

<td width="222" align="center" valign="middle" style="border-left: 1px solid black;border-top: 1px solid black;"><select
name="thursday_period9[]">

<?php echo getClassTypeID();?>

</select></td>

<td align="center" valign="middle" style="border-left: 1px solid black;border-top: 1px solid black;border-right: 1px solid
black;"><select name="thursday_period9[]">

<?php echo getClassLocationID();?>

</select> </td>

</tr>

<tr>

<td class="text2">&nbsp;</td>

<td colspan="3" align="center" valign="middle" style="border-top: 1px solid black;font-
size:24px;color:#0066FF;">Friday</td>

</tr>

<tr>

<td class="text2">&nbsp;</td>

<td width="126" align="left" valign="middle" class="text2" style="border-left: 1px solid black;border-top: 1px solid
black;">

<input name="friday_period1[]" type="checkbox" value="8-9" />8-9</td>

<td width="222" align="center" valign="middle" style="border-left: 1px solid black;border-top: 1px solid black;">

<SELECT name="friday_period1[]"><?php echo getClassTypeID();?></SELECT> </td>

<td align="center" valign="middle" style="border-left: 1px solid black;border-top: 1px solid black;border-right: 1px solid
black;">

<SELECT name="friday_period1[]"><?php echo getClassLocationID();?></SELECT> </td>

</tr>

<tr>

```

```

<td class="text2">&nbsp;</td>

<td align="left" valign="middle" class="text2" style="border-left: 1px solid black;border-top: 1px solid black;">

  <input name="friday_period2[]" type="checkbox" value="9-10" />

  9-10</td>

<td width="222" align="center" valign="middle" style="border-left: 1px solid black;border-top: 1px solid black;"><select
name="friday_period2[]">

  <?php echo getClassTypeID();?>

</select>   </td>

<td align="center" valign="middle" style="border-left: 1px solid black;border-top: 1px solid black;border-right: 1px solid
black;"><select name="friday_period2[]">

  <?php echo getClassLocationID();?>

</select>   </td>

</tr>

<tr>

<td class="text2">&nbsp;</td>

<td align="left" valign="middle" class="text2" style="border-left: 1px solid black;border-top: 1px solid black;">

  <input name="friday_period3[]" type="checkbox" value="10-11" />

  10-11</td>

<td width="222" align="center" valign="middle" style="border-left: 1px solid black;border-top: 1px solid black;"><select
name="friday_period3[]">

  <?php echo getClassTypeID();?>

</select>   </td>

<td align="center" valign="middle" style="border-left: 1px solid black;border-top: 1px solid black;border-right: 1px solid
black;"><select name="friday_period3[]">

  <?php echo getClassLocationID();?>

</select>   </td>

</tr>

<tr>

<td class="text2">&nbsp;</td>

<td align="left" valign="middle" class="text2" style="border-left: 1px solid black;border-top: 1px solid black;"><input
name="friday_period4[]" type="checkbox" value="11-12" />11-12</td>

```



```

        <td width="222" align="center" valign="middle" style="border-left: 1px solid black;border-top: 1px solid black;"><select
name="friday_period4[]">

        <?php echo getClassTypeID();?>

        </select>    </td>

        <td align="center" valign="middle" style="border-left: 1px solid black;border-top: 1px solid black;border-right: 1px solid
black;"><select name="friday_period4[]">

        <?php echo getClassLocationID();?>

        </select>    </td>

</tr>

<tr>

        <td class="text2">&nbsp;</td>

        <td align="left" valign="middle" class="text2" style="border-left: 1px solid black;border-top: 1px solid black;"><input
name="friday_period5[]" type="checkbox" value="12-1" />12-1</td>

        <td width="222" align="center" valign="middle" style="border-left: 1px solid black;border-top: 1px solid black;"><select
name="friday_period5[]">

        <?php echo getClassTypeID();?>

        </select></td>

        <td align="center" valign="middle" style="border-left: 1px solid black;border-top: 1px solid black;border-right: 1px solid
black;"><select name="friday_period5[]">

        <?php echo getClassLocationID();?>

        </select>    </td>

</tr>

<tr>

        <td class="text2">&nbsp;</td>

        <td align="left" valign="middle" class="text2" style="border-left: 1px solid black;border-top: 1px solid black;">

        <input name="friday_period6[]" type="checkbox" value="1-2" />

        1-2</td>

        <td width="222" align="center" valign="middle" style="border-left: 1px solid black;border-top: 1px solid black;"><select
name="friday_period6[]">

        <?php echo getClassTypeID();?>

        </select></td>

```

```

<td align="center" valign="middle" style="border-left: 1px solid black;border-top: 1px solid black;border-right: 1px solid
black;"><select name="friday_period6[]">

    <?php echo getClassLocationID();?>

</select>    </td>

</tr>

<tr>

<td class="text2">&nbsp;</td>

<td align="left" valign="middle" class="text2" style="border-left: 1px solid black;border-top: 1px solid black;">

    <input name="friday_period7[]" type="checkbox" value="2-3" />

    2-3</td>

<td width="222" align="center" valign="middle" style="border-left: 1px solid black;border-top: 1px solid black;"><select
name="friday_period7[]">

    <?php echo getClassTypeID();?>

</select></td>

<td align="center" valign="middle" style="border-left: 1px solid black;border-top: 1px solid black;border-right: 1px solid
black;"><select name="friday_period7[]">

    <?php echo getClassLocationID();?>

</select>    </td>

</tr>

<tr>

<td class="text2">&nbsp;</td>

<td align="left" valign="middle" class="text2" style="border-left: 1px solid black;border-top: 1px solid black;">

    <input name="friday_period8[]" type="checkbox" value="3-4" />

    3-4</td>

<td width="222" align="center" valign="middle" style="border-left: 1px solid black;border-top: 1px solid black;"><select
name="friday_period8[]">

    <?php echo getClassTypeID();?>

</select></td>

<td align="center" valign="middle" style="border-left: 1px solid black;border-top: 1px solid black;border-right: 1px solid
black;"><select name="friday_period8[]">

    <?php echo getClassLocationID();?>

</select>    </td>

```

```

</tr>

<tr>

<td class="text2">&nbsp;</td>

<td align="left" valign="middle" class="text2" style="border-left: 1px solid black;border-top: 1px solid black;">

<input name="friday_period9[]" type="checkbox" value="4-5" />

4-5</td>

<td width="222" align="center" valign="middle" style="border-left: 1px solid black;border-top: 1px solid black;"><select
name="friday_period9[]">

<?php echo getClassTypeID();?>

</select></td>

<td align="center" valign="middle" style="border-left: 1px solid black;border-top: 1px solid black;border-right: 1px solid
black;"><select name="friday_period9[]">

<?php echo getClassLocationID();?>

</select> </td>

</tr>

<tr>

<td align="left" valign="middle" class="text2">&nbsp;</td>

<td colspan="3" style="border-top: 1px solid black;">&nbsp;</td>

</tr>

<tr>

<td width="143" align="left" valign="middle" class="text2">&nbsp;</td>

<td colspan="3" >

<input type="submit" name="button" id="button" value="Submit" />

<input type="submit" name="button2" id="button2" value="Reset" /></td>

</tr>

</table>

</form>

</fieldset>

```



```

<?=FOOTERTEXT?>

</div>

Generated_timetable.php

<?php

$HTML_contents = "";

$error_msg = "";

/* Below courses have to be stored in database then fetch from there to generate timetable
   (as session var may not be available if link is provided to friends) */

if(!empty($_SESSION['course']))$course_id = $_SESSION['course'];//array(1,2,3);

else $course_id = GetCourseArray();

//print_r($course_id);

$clash_courses = clash($course_id);

if($clash_courses==1)

    {

        $error_msg .= 'Course ';

        $c = 0;

        foreach($course_id as $id){

            $c++;

            $error_msg .= $id;

            if($c<count($course_id))

                $error_msg .= ' and ';

        }

        $error_msg .= ' have clashed.';

    }

$url = PATH_HREF.'index.php?page=generated_timetable';

```

```

if(isset($_POST['mailbtn']))
{
    $HTML_contents = "
    <table width='800' border='0' align='center' cellpadding='2' cellspacing='0' >
    <tr>
        <td height='28'>&nbsp;</td>
        <td align='center' valign='middle' style='font-family: Comic Sans MS;font-size:16px;color:#000000;'><div style='height:30px;border:2px solid black;width:50px;'>8-9</div></td>
        <td align='center' valign='middle' style='font-family: Comic Sans MS;font-size:16px;color:#000000;'><div style='height:30px;border:2px solid black;width:50px;'>9-10</div></td>
        <td align='center' valign='middle' style='font-family: Comic Sans MS;font-size:16px;color:#000000;'><div style='height:30px;border:2px solid black;width:50px;'>10-11</div></td>
        <td align='center' valign='middle' style='font-family: Comic Sans MS;font-size:16px;color:#000000;'><div style='height:30px;border:2px solid black;width:50px;'>11-12</div></td>
        <td align='center' valign='middle' style='font-family: Comic Sans MS;font-size:16px;color:#000000;'><div style='height:30px;border:2px solid black;width:50px;'>12-1</div></td>
        <td align='center' valign='middle' style='font-family: Comic Sans MS;font-size:16px;color:#000000;'><div style='height:30px;border:2px solid black;width:50px;'>1-2</div></td>
        <td align='center' valign='middle' style='font-family: Comic Sans MS;font-size:16px;color:#000000;'><div style='height:30px;border:2px solid black;width:50px;'>2-3</div></td>
        <td align='center' valign='middle' style='font-family: Comic Sans MS;font-size:16px;color:#000000;'><div style='height:30px;border:2px solid black;width:50px;'>3-4</div></td>
        <td align='center' valign='middle' style='font-family: Comic Sans MS;font-size:16px;color:#000000;'><div style='height:30px;border:2px solid black;width:50px;'>4-5</div></td>
    </tr>
    <tr>
        <td height='50' style='font-family: Comic Sans MS;font-size:16px;color:#000000;'>Monday</td>
        <td style='border-left: 1px solid black;border-top: 1px solid black;'>".drawHTMLTimetable($course_id,'8-9','monday')."</td>
        <td style='border-top: 1px solid black;'>".drawHTMLTimetable($course_id,'9-10','monday')."</td>
        <td style='border-top: 1px solid black;'>".drawHTMLTimetable($course_id,'10-11','monday')."</td>
    </tr>
    </table>
    "
}

```

```

<td style="border-top: 1px solid black;'">.drawHTMLTimetable($course_id,'11-
12','monday')."</td>

<td style="border-top: 1px solid black;'">.drawHTMLTimetable($course_id,'12-
1','monday')."</td>

<td style="border-top: 1px solid black;'">.drawHTMLTimetable($course_id,'1-
2','monday')."</td>

<td style="border-top: 1px solid black;'">.drawHTMLTimetable($course_id,'2-
3','monday')."</td>

<td style="border-top: 1px solid black;'">.drawHTMLTimetable($course_id,'3-
4','monday')."</td>

<td style="border-right: 1px solid black;border-top: 1px solid
black;'">.drawHTMLTimetable($course_id,'4-5','monday')."</td>

</tr>

<tr>

<td height='50' style='font-family: Comic Sans MS;font-
size:16px;color:#000000;'">Tuesday</td>

<td style="border-left: 1px solid black;border-top: 1px solid
black;'">.drawHTMLTimetable($course_id,'8-9','tuesday')."</td>

<td style="border-top: 1px solid black;'">.drawHTMLTimetable($course_id,'9-
10','tuesday')."</td>

<td style="border-top: 1px solid black;'">.drawHTMLTimetable($course_id,'10-
11','tuesday')."</td>

<td style="border-top: 1px solid black;'">.drawHTMLTimetable($course_id,'11-
12','tuesday')."</td>

<td style="border-top: 1px solid black;'">.drawHTMLTimetable($course_id,'12-
1','tuesday')."</td>

<td style="border-top: 1px solid black;'">.drawHTMLTimetable($course_id,'1-
2','tuesday')."</td>

<td style="border-top: 1px solid black;'">.drawHTMLTimetable($course_id,'2-
3','tuesday')."</td>

<td style="border-top: 1px solid black;'">.drawHTMLTimetable($course_id,'3-
4','tuesday')."</td>

<td style="border-right: 1px solid black;border-top: 1px solid
black;'">.drawHTMLTimetable($course_id,'4-5','tuesday')."</td>

</tr>

<tr>

```

```

        <td height='50' style='font-family: Comic Sans MS;font-
size:16px;color:#000000;>Wednesday</td>

        <td style='border-left: 1px solid black;border-top: 1px solid
black;>".drawHTMLTimetable($course_id,'8-9','wednesday')."</td>

        <td style='border-top: 1px solid black;>".drawHTMLTimetable($course_id,'9-
10','wednesday')."</td>

        <td style='border-top: 1px solid black;>".drawHTMLTimetable($course_id,'10-
11','wednesday')."</td>

        <td style='border-top: 1px solid black;>".drawHTMLTimetable($course_id,'11-
12','wednesday')."</td>

        <td style='border-top: 1px solid black;>".drawHTMLTimetable($course_id,'12-
1','wednesday')."</td>

        <td style='border-top: 1px solid black;>".drawHTMLTimetable($course_id,'1-
2','wednesday')."</td>

        <td style='border-top: 1px solid black;>".drawHTMLTimetable($course_id,'2-
3','wednesday')."</td>

        <td style='border-top: 1px solid black;>".drawHTMLTimetable($course_id,'3-
4','wednesday')."</td>

        <td style='border-right: 1px solid black;border-top: 1px solid
black;>".drawHTMLTimetable($course_id,'4-5','wednesday')."</td>

</tr>

<tr>

        <td height='50' style='font-family: Comic Sans MS;font-
size:16px;color:#000000;>Thursday</td>

        <td style='border-left: 1px solid black;border-top: 1px solid
black;>".drawHTMLTimetable($course_id,'8-9','thursday')."</td>

        <td style='border-top: 1px solid black;>".drawHTMLTimetable($course_id,'9-
10','thursday')."</td>

        <td style='border-top: 1px solid black;>".drawHTMLTimetable($course_id,'10-
11','thursday')."</td>

        <td style='border-top: 1px solid black;>".drawHTMLTimetable($course_id,'11-
12','thursday')."</td>

        <td style='border-top: 1px solid black;>".drawHTMLTimetable($course_id,'12-
1','thursday')."</td>

        <td style='border-top: 1px solid black;>".drawHTMLTimetable($course_id,'1-
2','thursday')."</td>

```



```

        <td style="border-top: 1px solid black;">".drawHTMLTimetable($course_id,2-
3,'thursday')."</td>

        <td style="border-top: 1px solid black;">".drawHTMLTimetable($course_id,3-
4,'thursday')."</td>

        <td style="border-right: 1px solid black;border-top: 1px solid
black;">".drawHTMLTimetable($course_id,4-5,'thursday')."</td>

    </tr>

    <tr>

        <td height='50' width='100' align='left' valign='middle' style='font-family: Comic Sans
MS;font-size:16px;color:#000000;'>Friday</td>

        <td style="border-left: 1px solid black;border-top: 1px solid black;border-bottom: 1px solid
black;' width='70'>".drawHTMLTimetable($course_id,'8-9','friday')."</td>

        <td style="border-top: 1px solid black;border-bottom: 1px solid black;'
width='71'>".drawHTMLTimetable($course_id,'9-10','friday')."</td>

        <td style="border-top: 1px solid black;border-bottom: 1px solid black;'
width='71'>".drawHTMLTimetable($course_id,'10-11','friday')."</td>

        <td style="border-top: 1px solid black;border-bottom: 1px solid black;'
width='71'>".drawHTMLTimetable($course_id,'11-12','friday')."</td>

        <td style="border-top: 1px solid black;border-bottom: 1px solid black;'
width='71'>".drawHTMLTimetable($course_id,'12-1','friday')."</td>

        <td style="border-top: 1px solid black;border-bottom: 1px solid black;'
width='71'>".drawHTMLTimetable($course_id,'1-2','friday')."</td>

        <td style="border-top: 1px solid black;border-bottom: 1px solid black;'
width='71'>".drawHTMLTimetable($course_id,'2-3','friday')."</td>

        <td style="border-top: 1px solid black;border-bottom: 1px solid black;'
width='70'>".drawHTMLTimetable($course_id,'3-4','friday')."</td>

        <td style="border-right: 1px solid black;border-top: 1px solid black;border-bottom: 1px solid
black;' width='70'>".drawHTMLTimetable($course_id,4-5,'friday')."</td>

    </tr>

</table>;

//$comments = 'Test email';

//SendMail($_POST['mail'],$msg,$comments);

/* mail sending code */

$from          = $_POST['mail'];

```

```

type header must be set // To send HTML mail, the Content-

"\r\n"; $headers = 'MIME-Version: 1.0' .

charset=iso-8859-1' . "\r\n"; $headers .= 'Content-type: text/html;

$headers .= "From: ".$from."\r\n";

$subject = "Personal Timetable";

$name = "Support Team";

$recipient = ADMIN_MAIL;

$msg = "Hello,<br/>";

$msg .= $HTML_contents;

// $msg .= "<b>Comments:</b>-" . $comments . "<br/>";

$msg .= "<br/><br/>Regards<br/>". $name . "<br/>". $from;

if (mail($recipient, $subject, $msg, $headers))
{
    nl2br("<b>Message Sent:</b>

To: $recipient

Subject: $subject

Message:$msg");
}

?>

<script>

function fbs_click()

{

```

```

u=location.href;t=document.title;

window.open('http://www.facebook.com/sharer.php?u='+encodeURIComponent(u)+'&t='+encodeURIComponent(t)
,'sharer','toolbar=0,status=0,width=626,height=436');return false;}

</script>

<style>

html .fb_share_link

{

padding:2px 0 0 20px; height:16px;
background:url(http://static.ak.facebook.com/images/share/facebook_share_icon.gif?6:26981) no-repeat top left; }

</style>

<fieldset style="margin:50px;" >

<legend class="text2" >Generated Timetable</legend><br/>

<div align="center" class="error_font" style="font-size:16px;"><?=$error_msg?></div>

<table width="800" border="0" align="center" cellpadding="2" cellspacing="0" >

<tr>

<td height="28">&nbsp;</td>

<td align="center" valign="middle" class="text2"><div class="duration">8-9</div></td>

<td align="center" valign="middle" class="text2"><div class="duration">9-10</div></td>

<td align="center" valign="middle" class="text2"><div class="duration">10-11</div></td>

<td align="center" valign="middle" class="text2"><div class="duration">11-12</div></td>

<td align="center" valign="middle" class="text2"><div class="duration">12-1</div></td>

<td align="center" valign="middle" class="text2"><div class="duration">1-2</div></td>

<td align="center" valign="middle" class="text2"><div class="duration">2-3</div></td>

<td align="center" valign="middle" class="text2"><div class="duration">3-4</div></td>

<td align="center" valign="middle" class="text2"><div class="duration">4-5</div></td>

</tr>

<tr>

<td class="text2">Monday</td>

```

```

<td style="border-left: 1px solid black;border-top: 1px solid black;"><?=drawTimetable($course_id,'8-9','monday')?></td>

<td style="border-top: 1px solid black;"><?=drawTimetable($course_id,'9-10','monday')?></td>

<td style="border-top: 1px solid black;"><?=drawTimetable($course_id,'10-11','monday')?></td>

<td style="border-top: 1px solid black;" ><?=drawTimetable($course_id,'11-12','monday')?></td>

<td style="border-top: 1px solid black;"><?=drawTimetable($course_id,'12-1','monday')?></td>

<td style="border-top: 1px solid black;"><?=drawTimetable($course_id,'1-2','monday')?></td>

<td style="border-top: 1px solid black;" ><?=drawTimetable($course_id,'2-3','monday')?></td>

<td style="border-top: 1px solid black;" ><?=drawTimetable($course_id,'3-4','monday')?></td>

<td style="border-right: 1px solid black;border-top: 1px solid black;"><?=drawTimetable($course_id,'4-5','monday')?></td>

</tr>

<tr>

<td class="text2">Tuesday</td>

<td style="border-left: 1px solid black;border-top: 1px solid black;"><?=drawTimetable($course_id,'8-9','tuesday')?></td>

<td style="border-top: 1px solid black;"><?=drawTimetable($course_id,'9-10','tuesday')?></td>

<td style="border-top: 1px solid black;"><?=drawTimetable($course_id,'10-11','tuesday')?></td>

<td style="border-top: 1px solid black;"><?=drawTimetable($course_id,'11-12','tuesday')?></td>

<td style="border-top: 1px solid black;"><?=drawTimetable($course_id,'12-1','tuesday')?></td>

<td style="border-top: 1px solid black;"><?=drawTimetable($course_id,'1-2','tuesday')?></td>

<td style="border-top: 1px solid black;"><?=drawTimetable($course_id,'2-3','tuesday')?></td>

<td style="border-top: 1px solid black;"><?=drawTimetable($course_id,'3-4','tuesday')?></td>

<td style="border-right: 1px solid black;border-top: 1px solid black;"><?=drawTimetable($course_id,'4-5','tuesday')?></td>

</tr>

<tr>

<td class="text2">Wednesday</td>

<td style="border-left: 1px solid black;border-top: 1px solid black;"><?=drawTimetable($course_id,'8-9','wednesday')?></td>

<td style="border-top: 1px solid black;"><?=drawTimetable($course_id,'9-10','wednesday')?></td>

<td style="border-top: 1px solid black;"><?=drawTimetable($course_id,'10-11','wednesday')?></td>

```

```

<td style="border-top: 1px solid black;"><?=drawTimetable($course_id,'11-12','wednesday')?></td>

<td style="border-top: 1px solid black;"><?=drawTimetable($course_id,'12-1','wednesday')?></td>

<td style="border-top: 1px solid black;"><?=drawTimetable($course_id,'1-2','wednesday')?></td>

<td style="border-top: 1px solid black;"><?=drawTimetable($course_id,'2-3','wednesday')?></td>

<td style="border-top: 1px solid black;"><?=drawTimetable($course_id,'3-4','wednesday')?></td>

<td style="border-right: 1px solid black;border-top: 1px solid black;"><?=drawTimetable($course_id,'4-
5','wednesday')?></td>

</tr>

<tr>

<td class="text2">Thursday</td>

<td style="border-left: 1px solid black;border-top: 1px solid black;"><?=drawTimetable($course_id,'8-
9','thursday')?></td>

<td style="border-top: 1px solid black;"><?=drawTimetable($course_id,'9-10','thursday')?></td>

<td style="border-top: 1px solid black;"><?=drawTimetable($course_id,'10-11','thursday')?></td>

<td style="border-top: 1px solid black;"><?=drawTimetable($course_id,'11-12','thursday')?></td>

<td style="border-top: 1px solid black;"><?=drawTimetable($course_id,'12-1','thursday')?></td>

<td style="border-top: 1px solid black;"><?=drawTimetable($course_id,'1-2','thursday')?></td>

<td style="border-top: 1px solid black;"><?=drawTimetable($course_id,'2-3','thursday')?></td>

<td style="border-top: 1px solid black;"><?=drawTimetable($course_id,'3-4','thursday')?></td>

<td style="border-right: 1px solid black;border-top: 1px solid black;"><?=drawTimetable($course_id,'4-
5','thursday')?></td>

</tr>

<tr>

<td width="100" align="left" valign="middle" class="text2">Friday</td>

<td style="border-left: 1px solid black;border-top: 1px solid black;border-bottom: 1px solid black;" width="70"
><?=drawTimetable($course_id,'8-9','friday')?></td>

<td style="border-top: 1px solid black;border-bottom: 1px solid black;" width="71"><?=drawTimetable($course_id,'9-
10','friday')?></td>

<td style="border-top: 1px solid black;border-bottom: 1px solid black;" width="71"><?=drawTimetable($course_id,'10-
11','friday')?></td>

```

```

        <td style="border-top: 1px solid black;border-bottom: 1px solid black;" width="71"><?=drawTimetable($course_id,'11-12','friday')?></td>

        <td style="border-top: 1px solid black;border-bottom: 1px solid black;" width="71"><?=drawTimetable($course_id,'12-1','friday')?></td>

        <td style="border-top: 1px solid black;border-bottom: 1px solid black;" width="71"><?=drawTimetable($course_id,'1-2','friday')?></td>

        <td style="border-top: 1px solid black;border-bottom: 1px solid black;" width="71"><?=drawTimetable($course_id,'2-3','friday')?></td>

        <td style="border-top: 1px solid black;border-bottom: 1px solid black;" width="70"><?=drawTimetable($course_id,'3-4','friday')?></td>

        <td style="border-right: 1px solid black;border-top: 1px solid black;border-bottom: 1px solid black;" width="70"><?=drawTimetable($course_id,'4-5','friday')?></td>

    </tr>

</table>

<? //include('MAIL_HTML.php');

/*      $HTML_contents = "

<table width='800' border='0' align='center' cellpadding='2' cellspacing='0' >

    <tr>

        <td height='28'>&nbsp;</td>

        <td align='center' valign='middle' class='text2'><div class='duration'>8-9</div></td>

        <td align='center' valign='middle' class='text2'><div class='duration'>9-10</div></td>

        <td align='center' valign='middle' class='text2'><div class='duration'>10-11</div></td>

        <td align='center' valign='middle' class='text2'><div class='duration'>11-12</div></td>

        <td align='center' valign='middle' class='text2'><div class='duration'>12-1</div></td>

        <td align='center' valign='middle' class='text2'><div class='duration'>1-2</div></td>

        <td align='center' valign='middle' class='text2'><div class='duration'>2-3</div></td>

        <td align='center' valign='middle' class='text2'><div class='duration'>3-4</div></td>

        <td align='center' valign='middle' class='text2'><div class='duration'>4-5</div></td>

    </tr>

    <tr>

        <td class='text2'>Monday</td>

        <td style='border-left: 1px solid black;border-top: 1px solid black;'>".drawTimetable($course_id,'8-9','monday')."</td>

```

```

<td style='border-top: 1px solid black; >'.drawTimetable($course_id,'9-10','monday')."</td>
<td style='border-top: 1px solid black; >'.drawTimetable($course_id,'10-11','monday')."</td>
<td style='border-top: 1px solid black; >'.drawTimetable($course_id,'11-12','monday')."</td>
<td style='border-top: 1px solid black; >'.drawTimetable($course_id,'12-1','monday')."</td>
<td style='border-top: 1px solid black; >'.drawTimetable($course_id,'1-2','monday')."</td>
<td style='border-top: 1px solid black; >'.drawTimetable($course_id,'2-3','monday')."</td>
<td style='border-top: 1px solid black; >'.drawTimetable($course_id,'3-4','monday')."</td>
<td style='border-right: 1px solid black;border-top: 1px solid black; >'.drawTimetable($course_id,'4-5','monday')."</td>
</tr>
<tr>
<td class='text2'>Tuesday</td>
<td style='border-left: 1px solid black;border-top: 1px solid black; >'.drawTimetable($course_id,'8-9','tuesday')."</td>
<td style='border-top: 1px solid black; >'.drawTimetable($course_id,'9-10','tuesday')."</td>
<td style='border-top: 1px solid black; >'.drawTimetable($course_id,'10-11','tuesday')."</td>
<td style='border-top: 1px solid black; >'.drawTimetable($course_id,'11-12','tuesday')."</td>
<td style='border-top: 1px solid black; >'.drawTimetable($course_id,'12-1','tuesday')."</td>
<td style='border-top: 1px solid black; >'.drawTimetable($course_id,'1-2','tuesday')."</td>
<td style='border-top: 1px solid black; >'.drawTimetable($course_id,'2-3','tuesday')."</td>
<td style='border-top: 1px solid black; >'.drawTimetable($course_id,'3-4','tuesday')."</td>
<td style='border-right: 1px solid black;border-top: 1px solid black; >'.drawTimetable($course_id,'4-5','tuesday')."</td>
</tr>
<tr>
<td class='text2'>Wednesday</td>
<td style='border-left: 1px solid black;border-top: 1px solid black; >'.drawTimetable($course_id,'8-9','wednesday')."</td>
<td style='border-top: 1px solid black; >'.drawTimetable($course_id,'9-10','wednesday')."</td>
<td style='border-top: 1px solid black; >'.drawTimetable($course_id,'10-11','wednesday')."</td>
<td style='border-top: 1px solid black; >'.drawTimetable($course_id,'11-12','wednesday')."</td>
<td style='border-top: 1px solid black; >'.drawTimetable($course_id,'12-1','wednesday')."</td>
<td style='border-top: 1px solid black; >'.drawTimetable($course_id,'1-2','wednesday')."</td>
<td style='border-top: 1px solid black; >'.drawTimetable($course_id,'2-3','wednesday')."</td>

```

```

<td style='border-top: 1px solid black; >".drawTimetable($course_id,'3-4','wednesday')."</td>

<td style='border-right: 1px solid black;border-top: 1px solid black; >".drawTimetable($course_id,'4-
5','wednesday')."</td>

</tr>

<tr>

<td class='text2'>Thursday</td>

<td style='border-left: 1px solid black;border-top: 1px solid black; >".drawTimetable($course_id,'8-9','thursday')."</td>

<td style='border-top: 1px solid black; >".drawTimetable($course_id,'9-10','thursday')."</td>

<td style='border-top: 1px solid black; >".drawTimetable($course_id,'10-11','thursday')."</td>

<td style='border-top: 1px solid black; >".drawTimetable($course_id,'11-12','thursday')."</td>

<td style='border-top: 1px solid black; >".drawTimetable($course_id,'12-1','thursday')."</td>

<td style='border-top: 1px solid black; >".drawTimetable($course_id,'1-2','thursday')."</td>

<td style='border-top: 1px solid black; >".drawTimetable($course_id,'2-3','thursday')."</td>

<td style='border-top: 1px solid black; >".drawTimetable($course_id,'3-4','thursday')."</td>

<td style='border-right: 1px solid black;border-top: 1px solid black; >".drawTimetable($course_id,'4-5','thursday')."</td>

</tr>

<tr>

<td width='100' align='left' valign='middle' class='text2'>Friday</td>

<td style='border-left: 1px solid black;border-top: 1px solid black;border-bottom: 1px solid black;' width='70'
>".drawTimetable($course_id,'8-9','friday')."</td>

<td style='border-top: 1px solid black;border-bottom: 1px solid black;' width='71'>".drawTimetable($course_id,'9-
10','friday')."</td>

<td style='border-top: 1px solid black;border-bottom: 1px solid black;' width='71'>".drawTimetable($course_id,'10-
11','friday')."</td>

<td style='border-top: 1px solid black;border-bottom: 1px solid black;' width='71'>".drawTimetable($course_id,'11-
12','friday')."</td>

<td style='border-top: 1px solid black;border-bottom: 1px solid black;' width='71'>".drawTimetable($course_id,'12-
1','friday')."</td>

<td style='border-top: 1px solid black;border-bottom: 1px solid black;' width='71'>".drawTimetable($course_id,'1-
2','friday')."</td>

<td style='border-top: 1px solid black;border-bottom: 1px solid black;' width='71'>".drawTimetable($course_id,'2-
3','friday')."</td>

```



```
<td style='border-top: 1px solid black;border-bottom: 1px solid black;' width='70'>.drawTimetable($course_id,'3-4', 'friday')."</td>
```

```
<td style='border-right: 1px solid black;border-top: 1px solid black;border-bottom: 1px solid black;' width='70'>.drawTimetable($course_id,'4-5', 'friday')."</td>
```

```
</tr>
```

```
</table>";
```

```
echo $HTML_contents; */
```

```
?>
```

```
<table width="797" border="0" align="center">
```

```
<tr>
```

```
<td width="454" align="right" valign="middle">&nbsp;&nbsp;&nbsp;</td>
```

```
<td width="30" align="right" valign="middle" bgcolor="#FFFF00">&nbsp;&nbsp;&nbsp;</td>
```

```
<td width="139" align="right" valign="middle">Analogue Electronic 1</td>
```

```
<td width="30" align="right" valign="middle" bgcolor="#CC0000">&nbsp;&nbsp;&nbsp;</td>
```

```
<td width="137" align="right" valign="middle">Analogue Electronic 2</td>
```

```
<td width="30" align="right" valign="middle" bgcolor="#FF6600">&nbsp;&nbsp;&nbsp;</td>
```

```
<td width="131" align="right" valign="middle">Analytical Chemistry</td>
```

```
</tr>
```

```
</table> <form id="form1" name="form1" method="post" action="">
```

```
<div align="center" style="padding-bottom:10px;" class="text2">Share it with your friend:<a rel="nofollow" href="http://www.facebook.com/share.php?u=?=$url?>" onclick="return fbs_click()" target="_blank" class="fb_share_link">Share on Facebook</a> or Send to email:
```

```
<input type="text" name="mail" id="mail" />
```

```
<input type="hidden" name="htmlcontent" value="<?==$HTML_contents?>" />
```

```
<input type="submit" name="mailbtn" id="mailbtn" value="Send" />
```

```
</div> </form>
```

```
</fieldset>
```

## Header.php

```
<table width="1000" border="0" cellspacing="0" cellpadding="0"
style="background:url(images/header_img1.png);background-repeat:repeat-x;height:92px;" >

<tr>

        <td width="75%" align="left" valign="top" ><span style="font-family: Comic Sans MS;font-weight:
bold;font-size: 36px;padding-left:10px;"><?=HEADERTEXT?></span></td>

        <td width="25%" align="left" valign="top">&nbsp;</td>

</tr>

<tr>

        <td colspan="2" align="left" valign="top" ><?php include('files/top_nav.php');?></td>

</tr>

</table>
```

## Home.php

```
<fieldset style="margin:50px;" >

<legend class="text2">Choose Course Taken</legend><br/>

<form method="post" action="index.php?page=fetchrequest">

        <TABLE width="592" border="0" align="center" cellpadding="2" cellspacing="0" id="dataTable">

                <TR>

                        <TD width="112"><INPUT type="checkbox" name="chk[]"/></TD>

                        <TD width="472">

                                <SELECT name="course[]">

<?php

                $sql = "select * from tt_course";

                                $result = mysql_query($sql);

                                while($rs = mysql_fetch_assoc($result))

                                        {

                                                $select="";
```

```

echo "<option value=\"\".$rs['course_id'].\""
".$select.">".$rs['course_name']."</option>";
    }
?>

</SELECT>

</TD>

</TR>

</TABLE><br>

<div style="margin-left:200px;">Need More?:&nbsp;

<INPUT type="button" value="Add Course" onClick="addRow('dataTable')" />

<INPUT type="button" value="Delete Course" onClick="deleteRow('dataTable')" />

</div>

<div align="center"><input type="submit" id="submit" value="Generate Timetable"/></div>

</form>

</fieldset>

<SCRIPT language="javascript">

function addRow(tableID) {

var table = document.getElementById(tableID);

var rowCount = table.rows.length;

var row = table.insertRow(rowCount);

var colCount = table.rows[0].cells.length;

for(var i=0; i<colCount; i++) {

var newcell = row.insertCell(i);

newcell.innerHTML = table.rows[0].cells[i].innerHTML;

```

```

//alert(newcell.childNodes);

switch(newcell.childNodes[0].type) {

    case "text":

        newcell.childNodes[0].value = "";

        break;

    case "checkbox":

        newcell.childNodes[0].checked = false;

        break;

    case "select-one":

        newcell.childNodes[0].selectedIndex = 0;

        break;

}

}

}

```

```

function deleteRow(tableID) {

    try {

        var table = document.getElementById(tableID);

        var rowCount = table.rows.length;

        for(var i=0; i<rowCount; i++) {

            var row = table.rows[i];

            var chkbox = row.cells[0].childNodes[0];

            if(null != chkbox && true == chkbox.checked) {

                if(rowCount <= 1) {

                    alert("Cannot delete all the rows.");

                    break;

                }

                table.deleteRow(i);

                rowCount--;
            }
        }
    }
}

```

```
        i--;  
    }  
  
}
```

```
    }  
}catch(e) {  
    alert(e);  
}  
}
```

```
</SCRIPT>
```

### **Index.php**

```
<?php
```

```
if(empty($_REQUEST['page']))
```

```
{
```

```
    include(PATH_INCLUDE."files/home".FILE_EXT);
```

```
}
```

```
else{
```

```
    include(PATH_INCLUDE."files/" .$_REQUEST['page'].FILE_EXT);
```

```
}
```

```
?>
```

### **MAIL\_HTML.php**

```
<?php
```

```
$HTML_contents ="
```

```
<table width='800' border='0' align='center' cellpadding='2' cellspacing='0' >
```

```
<tr>
```

```
<td height='28'>&nbsp;  </td>
```

```
<td align='center' valign='middle' class='text2'><div class='duration'>8-9</div></td>
```

```

<td align='center' valign='middle' class='text2'><div class='duration'>9-10</div></td>
<td align='center' valign='middle' class='text2'><div class='duration'>10-11</div></td>
<td align='center' valign='middle' class='text2'><div class='duration'>11-12</div></td>
<td align='center' valign='middle' class='text2'><div class='duration'>12-1</div></td>
<td align='center' valign='middle' class='text2'><div class='duration'>1-2</div></td>
<td align='center' valign='middle' class='text2'><div class='duration'>2-3</div></td>
<td align='center' valign='middle' class='text2'><div class='duration'>3-4</div></td>
<td align='center' valign='middle' class='text2'><div class='duration'>4-5</div></td>
</tr>
<tr>
<td class='text2'>Monday</td>
<td style='border-left: 1px solid black;border-top: 1px solid black;'>".drawTimetable($course_id,'8-9','monday')."</td>
<td style='border-top: 1px solid black;'>".drawTimetable($course_id,'9-10','monday')."</td>
<td style='border-top: 1px solid black;'>".drawTimetable($course_id,'10-11','monday')."</td>
<td style='border-top: 1px solid black;'>".drawTimetable($course_id,'11-12','monday')."</td>
<td style='border-top: 1px solid black;'>".drawTimetable($course_id,'12-1','monday')."</td>
<td style='border-top: 1px solid black;'>".drawTimetable($course_id,'1-2','monday')."</td>
<td style='border-top: 1px solid black;'>".drawTimetable($course_id,'2-3','monday')."</td>
<td style='border-top: 1px solid black;'>".drawTimetable($course_id,'3-4','monday')."</td>
<td style='border-right: 1px solid black;border-top: 1px solid black;'>".drawTimetable($course_id,'4-5','monday')."</td>
</tr>
<tr>
<td class='text2'>Tuesday</td>
<td style='border-left: 1px solid black;border-top: 1px solid black;'>".drawTimetable($course_id,'8-9','tuesday')."</td>
<td style='border-top: 1px solid black;'>".drawTimetable($course_id,'9-10','tuesday')."</td>
<td style='border-top: 1px solid black;'>".drawTimetable($course_id,'10-11','tuesday')."</td>
<td style='border-top: 1px solid black;'>".drawTimetable($course_id,'11-12','tuesday')."</td>
<td style='border-top: 1px solid black;'>".drawTimetable($course_id,'12-1','tuesday')."</td>
<td style='border-top: 1px solid black;'>".drawTimetable($course_id,'1-2','tuesday')."</td>
<td style='border-top: 1px solid black;'>".drawTimetable($course_id,'2-3','tuesday')."</td>

```

```

<td style='border-top: 1px solid black;'.drawTimetable($course_id,'3-4','tuesday')."</td>

<td style='border-right: 1px solid black;border-top: 1px solid black;'.drawTimetable($course_id,'4-5','tuesday')."</td>

</tr>

<tr>

<td class='text2'>Wednesday</td>

<td style='border-left: 1px solid black;border-top: 1px solid black;'.drawTimetable($course_id,'8-9','wednesday')."</td>

<td style='border-top: 1px solid black;'.drawTimetable($course_id,'9-10','wednesday')."</td>

<td style='border-top: 1px solid black;'.drawTimetable($course_id,'10-11','wednesday')."</td>

<td style='border-top: 1px solid black;'.drawTimetable($course_id,'11-12','wednesday')."</td>

<td style='border-top: 1px solid black;'.drawTimetable($course_id,'12-1','wednesday')."</td>

<td style='border-top: 1px solid black;'.drawTimetable($course_id,'1-2','wednesday')."</td>

<td style='border-top: 1px solid black;'.drawTimetable($course_id,'2-3','wednesday')."</td>

<td style='border-top: 1px solid black;'.drawTimetable($course_id,'3-4','wednesday')."</td>

<td style='border-right: 1px solid black;border-top: 1px solid black;'.drawTimetable($course_id,'4-5','wednesday')."</td>

</tr>

<tr>

<td class='text2'>Thursday</td>

<td style='border-left: 1px solid black;border-top: 1px solid black;'.drawTimetable($course_id,'8-9','thursday')."</td>

<td style='border-top: 1px solid black;'.drawTimetable($course_id,'9-10','thursday')."</td>

<td style='border-top: 1px solid black;'.drawTimetable($course_id,'10-11','thursday')."</td>

<td style='border-top: 1px solid black;'.drawTimetable($course_id,'11-12','thursday')."</td>

<td style='border-top: 1px solid black;'.drawTimetable($course_id,'12-1','thursday')."</td>

<td style='border-top: 1px solid black;'.drawTimetable($course_id,'1-2','thursday')."</td>

<td style='border-top: 1px solid black;'.drawTimetable($course_id,'2-3','thursday')."</td>

<td style='border-top: 1px solid black;'.drawTimetable($course_id,'3-4','thursday')."</td>

<td style='border-right: 1px solid black;border-top: 1px solid black;'.drawTimetable($course_id,'4-5','thursday')."</td>

</tr>

<tr>

```

```

<td width='100' align='left' valign='middle' class='text2'>Friday</td>

<td style='border-left: 1px solid black;border-top: 1px solid black;border-bottom: 1px solid black;' width='70'
>".drawTimetable($course_id,'8-9','friday')."</td>

<td style='border-top: 1px solid black;border-bottom: 1px solid black;' width='71'>".drawTimetable($course_id,'9-
10','friday')."</td>

<td style='border-top: 1px solid black;border-bottom: 1px solid black;' width='71'>".drawTimetable($course_id,'10-
11','friday')."</td>

<td style='border-top: 1px solid black;border-bottom: 1px solid black;' width='71'>".drawTimetable($course_id,'11-
12','friday')."</td>

<td style='border-top: 1px solid black;border-bottom: 1px solid black;' width='71'>".drawTimetable($course_id,'12-
1','friday')."</td>

<td style='border-top: 1px solid black;border-bottom: 1px solid black;' width='71'>".drawTimetable($course_id,'1-
2','friday')."</td>

<td style='border-top: 1px solid black;border-bottom: 1px solid black;' width='71'>".drawTimetable($course_id,'2-
3','friday')."</td>

<td style='border-top: 1px solid black;border-bottom: 1px solid black;' width='70'>".drawTimetable($course_id,'3-
4','friday')."</td>

<td style='border-right: 1px solid black;border-top: 1px solid black;border-bottom: 1px solid black;'
width='70'>".drawTimetable($course_id,'4-5','friday')."</td>

</tr>

</table>";

```

\$HTML\_contents;

?>

```
<table width="800" border="0" align="center" cellpadding="2" cellspacing="0" >
```

```
<tr>
```

```
<td height="28">&nbsp;</td>
```

```
<td align="center" valign="middle" class="text2"><div class="duration">8-9</div></td>
```

```
<td align="center" valign="middle" class="text2"><div class="duration">9-10</div></td>
```

```
<td align="center" valign="middle" class="text2"><div class="duration">10-11</div></td>
```

```
<td align="center" valign="middle" class="text2"><div class="duration">11-12</div></td>
```

```
<td align="center" valign="middle" class="text2"><div class="duration">12-1</div></td>
```

```
<td align="center" valign="middle" class="text2"><div class="duration">1-2</div></td>
```

```
<td align="center" valign="middle" class="text2"><div class="duration">2-3</div></td>
```



```

<td align="center" valign="middle" class="text2"><div class="duration">3-4</div></td>

<td align="center" valign="middle" class="text2"><div class="duration">4-5</div></td>

</tr>

<tr>

<td class="text2">Monday</td>

<td style="border-left: 1px solid black;border-top: 1px solid black;"><?=drawTimetable($course_id,'8-9','monday')?></td>

<td style="border-top: 1px solid black;"><?=drawTimetable($course_id,'9-10','monday')?></td>

<td style="border-top: 1px solid black;"><?=drawTimetable($course_id,'10-11','monday')?></td>

<td style="border-top: 1px solid black;" ><?=drawTimetable($course_id,'11-12','monday')?></td>

<td style="border-top: 1px solid black;"><?=drawTimetable($course_id,'12-1','monday')?></td>

<td style="border-top: 1px solid black;"><?=drawTimetable($course_id,'1-2','monday')?></td>

<td style="border-top: 1px solid black;" ><?=drawTimetable($course_id,'2-3','monday')?></td>

<td style="border-top: 1px solid black;" ><?=drawTimetable($course_id,'3-4','monday')?></td>

<td style="border-right: 1px solid black;border-top: 1px solid black;"><?=drawTimetable($course_id,'4-5','monday')?></td>

</tr>

<tr>

<td class="text2">Tuesday</td>

<td style="border-left: 1px solid black;border-top: 1px solid black;"><?=drawTimetable($course_id,'8-9','tuesday')?></td>

<td style="border-top: 1px solid black;"><?=drawTimetable($course_id,'9-10','tuesday')?></td>

<td style="border-top: 1px solid black;"><?=drawTimetable($course_id,'10-11','tuesday')?></td>

<td style="border-top: 1px solid black;"><?=drawTimetable($course_id,'11-12','tuesday')?></td>

<td style="border-top: 1px solid black;"><?=drawTimetable($course_id,'12-1','tuesday')?></td>

<td style="border-top: 1px solid black;"><?=drawTimetable($course_id,'1-2','tuesday')?></td>

<td style="border-top: 1px solid black;"><?=drawTimetable($course_id,'2-3','tuesday')?></td>

<td style="border-top: 1px solid black;"><?=drawTimetable($course_id,'3-4','tuesday')?></td>

<td style="border-right: 1px solid black;border-top: 1px solid black;"><?=drawTimetable($course_id,'4-5','tuesday')?></td>

</tr>

<tr>

```

```

<td class="text2">Wednesday</td>

<td style="border-left: 1px solid black;border-top: 1px solid black;"><?=drawTimetable($course_id,'8-9','wednesday')?></td>

<td style="border-top: 1px solid black;"><?=drawTimetable($course_id,'9-10','wednesday')?></td>

<td style="border-top: 1px solid black;"><?=drawTimetable($course_id,'10-11','wednesday')?></td>

<td style="border-top: 1px solid black;"><?=drawTimetable($course_id,'11-12','wednesday')?></td>

<td style="border-top: 1px solid black;"><?=drawTimetable($course_id,'12-1','wednesday')?></td>

<td style="border-top: 1px solid black;"><?=drawTimetable($course_id,'1-2','wednesday')?></td>

<td style="border-top: 1px solid black;"><?=drawTimetable($course_id,'2-3','wednesday')?></td>

<td style="border-top: 1px solid black;"><?=drawTimetable($course_id,'3-4','wednesday')?></td>

<td style="border-right: 1px solid black;border-top: 1px solid black;"><?=drawTimetable($course_id,'4-5','wednesday')?></td>

</tr>

<tr>

<td class="text2">Thursday</td>

<td style="border-left: 1px solid black;border-top: 1px solid black;"><?=drawTimetable($course_id,'8-9','thursday')?></td>

<td style="border-top: 1px solid black;"><?=drawTimetable($course_id,'9-10','thursday')?></td>

<td style="border-top: 1px solid black;"><?=drawTimetable($course_id,'10-11','thursday')?></td>

<td style="border-top: 1px solid black;"><?=drawTimetable($course_id,'11-12','thursday')?></td>

<td style="border-top: 1px solid black;"><?=drawTimetable($course_id,'12-1','thursday')?></td>

<td style="border-top: 1px solid black;"><?=drawTimetable($course_id,'1-2','thursday')?></td>

<td style="border-top: 1px solid black;"><?=drawTimetable($course_id,'2-3','thursday')?></td>

<td style="border-top: 1px solid black;"><?=drawTimetable($course_id,'3-4','thursday')?></td>

<td style="border-right: 1px solid black;border-top: 1px solid black;"><?=drawTimetable($course_id,'4-5','thursday')?></td>

</tr>

<tr>

<td width="100" align="left" valign="middle" class="text2">Friday</td>

<td style="border-left: 1px solid black;border-top: 1px solid black;border-bottom: 1px solid black;" width="70"
><?=drawTimetable($course_id,'8-9','friday')?></td>

```



```

        margin:0px;

        padding:0px;

        background-color:#000000;/*#ffffff;*/
    }

    pre {

        margin:0px;

        padding:0px;

    }

    td {

        font-family: "Comic Sans MS";

        font-size: 11px;

        font-color: #484848;

        height:50px;

    }

    input,select,textarea {

        font-family: "Comic Sans MS";

        font-size:14px;

    }

    .copyright {

        font-family: "Comic Sans MS";

        font-size: 9px;

        text-align:center;

        color:#919191;

        line-height:18px;

    }

    .copyright a {          color:#03A1DC; text-decoration:none;}

    .copyright a:hover { color:#59CDF9; text-decoration:none; }

    .layout

```

```

    {
        width:780px;
        background-color:#FFFFFF;
    }
/*
.body {
    font-family: "Comic Sans MS";
    font-size: 16px;
    color: #C49A62;
    text-align: justify;
    Padding-left: 5px;
    Padding-top: 5px;
    Padding-right: 5px;
    line-height:12px;
}
.body a
    {
        color: #0004BE; text-decoration:none; font-weight:bold;
    }
.body a:hover
    {
        color: #989AFA; text-decoration:none; font-weight:bold;
    }*/

.righttext
    {
        font-family: Verdana, Arial, Helvetica, sans-serif;
        font-size: 11px;
        color: #5C5E5F; /*#818285;*/
        text-align:left;

```

```

    }

.righttext a
    {color: #3C6DBC; font-weight:bold; text-decoration:none;}

.righttext a:hover
    {color:#FF0000; font-weight:bold; text-decoration:none;}

.topmenu{
    font-family: Verdana, Arial, Helvetica, sans-serif;

    font-size: 13px;

    color: #ffffff;

    text-align:left;

    text-decoration:none;
}

.topmenu a
    {
        font-family: Verdana, Arial, Helvetica, sans-serif;

        font-size: 13px;

        color: #ffffff;

        text-align:left;

        text-decoration:none;

        padding-left:10px;
    }

.topmenu a:hover
    {
        font-family: Verdana, Arial, Helvetica, sans-serif;

        font-size: 13px;

        color: #000000;

        text-align:left;

        text-decoration:none;

```

```

padding-left:10px;
}

.sidemenu{
font-family: Verdana, Arial, Helvetica, sans-serif;
font-size: 13px;
color: #ffffff;
text-align:left;
text-decoration:none;
}

.sidemenu a
{
font-family: Verdana, Arial, Helvetica, sans-serif;
font-size: 13px;
color: #ffffff;
text-align:left;
text-decoration:none;
}

.sidemenu a:hover
{
font-family: Verdana, Arial, Helvetica, sans-serif;
font-size: 13px;
color: #000000;
text-align:left;
text-decoration:none;
background-color:#FFCC33;
}

```

```

.border1 {
    border: 1px solid #A4773C;
}

.border2 {
    border-top: 1px solid #7A7A7A;
    border-bottom: 1px solid #7A7A7A;
}

.menu{
font-family:Verdana, Arial, Helvetica, sans-serif;

font-size:11px;

color:#FFFFFF;

font-weight:bold;

text-align:left;

line-height:28px;

}

.menu a
    {

        color: #000000;/*A2CFF1*/

        /*background-image:url(images/index_21.gif);

padding-left:45px;

background-repeat:no-repeat;

background-position:25px; */

text-decoration:none;

    }

.menu a:hover
    {

color:#FFFFFF;

/*background-image:url(images/index1_21.gif);

padding-left:45px;

```



```

        background-repeat:no-repeat;

        background-position:25px; /*

        text-decoration:none;

    }

.footer {

    font-family: Verdana, Arial, Helvetica, sans-serif

    ;text-align: center;

    font-size: 10px;

    color: #FFFFFF;

    line-height:20px;

    font-weight:bold;

}

.footer a { color: #FFFFFF; text-decoration:none; font-size:11px;}

.footer a:hover { color:#F5DEBA; text-decoration:none; font-size:11px;}

.title {

    color:#000000;/*#C22621*/

    font-size:11px;

    font-weight: bold;

    text-align:left;

}

.text{

font-family: Verdana, Arial, Helvetica, sans-serif;

font-size: 11px;

color: #818285;

line-height:12px;

text-align:justify;

}

.text a { color: #3C6DBC; font-weight:bold; text-decoration:none;}

```

```
.text a:hover { color:#FF0000; font-weight:bold; text-decoration:none;}
```

```
.text1 {  
  
font-family:Tahoma, Arial, Helvetica, sans-serif;  
  
font-size:11px;  
  
color:#A4A4A1;  
  
text-align:justify;  
  
}
```

```
.text1 a { color: #BC9E02; text-decoration:none;}
```

```
.text1 a:hover { color:#FFFFFFE; text-decoration:none;}
```

```
/* list items links */
```

```
.text2  
  
    {  
  
        font-family: "Comic Sans MS";  
  
        font-size:16px;  
  
        color:#000000;  
  
    }
```

```
.text2 a  
  
    {  
  
        color:#3C6DBC; text-decoration:none;  
  
    }
```

```
.text2 a:hover  
  
    {  
  
        color:#FF0000; text-decoration:none;  
  
    }
```

```
/* list items links ends here */
```

```
.heading {
```

```
font-family: Verdana, Arial, Helvetica, sans-serif;

font-size:12px;

font-weight:bold;

color:#FF5809;
```

```
}
```

```
.heading1 {

font-family: Verdana, Arial, Helvetica, sans-serif;

font-size:14px;

font-weight:bold;

color:#FF5809;/*#C22621*/

padding-bottom:8px;
```

```
}
```

```
.heading2 {

font-family: Verdana, Arial, Helvetica, sans-serif;

font-size:11px;

font-weight:bold;

color:#0C66AC;
```

```
}
```

```
.form {

font-family: Verdana, Arial, Helvetica, sans-serif;

font-size:11px;

color:#584000;

text-align:justify;
```

```
}
```

```
.list_heading
```

```
{
```

```
background-color:#237BD3;color:#FFFFFF;height:30px;
```

```

border-bottom:#0066FF 1px solid;

    }

.list_items

    {

border-bottom:#C0C0C0 1px solid;

height:30px;

font-size:9px;

    }

/*SORT BOX CSS*/

.sortbox_heading

    {

width:150px;height:20px;border:#666666 1px solid;padding-top:10px;background-
color:#CCCCCC;text-align:center;

    }

.sortbox_values

    {

width:150px;height:20px;border:#666666 1px solid;padding-top:10px;text-align:center;

    }

/*SORT BOX CSS ends*/

.error_font{

color:#FF0000;}

.blue_background

```

```
{  
    background:url(../images/header_img.png);background-repeat:repeat-x;height:70px;  
}  
  
.orange_background  
  
    {  
        background:url(../images/orange_bg.png);background-repeat:repeat-x;height:90px;  
    }  
  
.duration{  
    height:30px;border:2px solid black;width:50px;  
}
```