



RESEARCH ARTICLE

Ideological extremism, perceived party system polarization, and support for democracy

Mariano Torcal^{1,*}  and Pedro C. Magalhães² 

¹Department of Political and Social Science, Research and Expertise Centre for Survey Methodology, Universitat Pompeu Fabra, Barcelona, Spain and ²Institute of Social Sciences, University of Lisbon, Av. Prof. Anibal de Bettencourt, Lisbon, Portugal

*E-mail: mariano.torcal@upf.edu

(Received 12 August 2021; revised 16 December 2021; accepted 02 February 2022; first published online 04 March 2022)

Abstract

Does ideological polarization undermine or strengthen people's principled support for democracy? In this study, we suggest that different manifestations of ideological polarization have different implications in this respect. Using data from 11 surveys conducted with representative samples of the adult populations of a group of liberal democratic countries, part of the Comparative National Elections Project, we look at how people's level of ideological extremism and their perceptions of ideological polarization in their countries' party systems are related with their support for democracy. We show that citizens who hold more extreme ideological positions are indeed less supportive of democracy and that such a negative relationship is strengthened as citizens' extremism increases. However, we also show that the citizens who display higher levels of principled support for democracy are those who perceive parties to be neither too distant nor too close to each other in ideological terms. In other words, while a very polarized partisan supply seems to undermine popular commitment with democracy, very low polarization may have similar consequences.

Keywords: ideological polarization; ideological extremism; democratic support

Introduction

Across today's democracies, citizens' allegiance to the principles of liberal democracy seems weaker than once thought. Although most cross-national surveys show a generalized preference for 'democracy' on the part of most citizens, a considerable segment of those who express such preference seems simultaneously comfortable with endorsing nondemocratic alternatives (Inglehart, 2003; Schedler and Sarsfield, 2007; Carlin and Singer, 2011; Welzel, 2011, 2013). It has even been argued that the established democracies in North America and Western Europe have experienced a 'deconsolidation' from this point of view, particularly among the younger generations (Foa and Mounk 2016, 2017). Although such a diagnostic has been since then questioned and nuanced (Alexander and Welzel, 2017; Voeten, 2016; Claassen, 2020a; Wuttke *et al.*, 2020), the fact remains that the notion of a nearly universal support to democratic regimes is difficult to sustain today.

In recent years, the worries about this possible erosion of democratic support have been increasingly voiced in conjunction with a concern with rising ideological polarization (McCoy *et al.*, 2018; Carothers and O'Donohue, 2019; Svobik, 2019). They are in line with Sartori's seminal work about party systems, in which he had already suggested that ideological polarization was likely to lead to a situation where 'the democratic legitimacy of the political system is widely questioned' (Sartori, 1976: 135). Additionally, important experimental or quasi-experimental studies

in the USA and Venezuela (Graham and Svulik, 2020; Svulik, 2020) have more recently made a compelling case that voters' ideological extremism and candidates' ideological polarization increase popular acceptance of undemocratic practices. Are these findings confirmed in a broad multinational variety of cross-national contexts?

In this study, we use data from 11 surveys conducted in liberal democratic regimes in 5 different continents to examine two different individual-level mechanisms that help with illuminating the relationship between ideological polarization and principled support for democracy. The first concerns ideological polarization among voters, manifested in the extent to which they tend to place themselves in extreme ideological positions. More specifically, we examine whether the extent to which individuals position themselves farther from the ideological center in their respective societies – their ideological extremism – is related to their commitment to democracy. The second individual-level mechanism concerns party system polarization, but particularly the extent to which voters perceive their party system to be ideologically polarized (Lelkes, 2016). More specifically, we examine whether, independently of voters' own extremism, their perception of the ideological distance between candidates or parties is related to their propensity to express a principled support for democracy.

For data, we resort to a subset of the postelection surveys conducted under the Comparative National Elections Project (CNEP).¹ In a subset of 11 surveys, conducted in liberal democratic regimes contained in this comparative dataset, we find a unique combination of features crucial for our purposes. First, those surveys contain respondents' self-placement along a left–right/liberal–conservative scale, allowing for the measurement of their level of ideological extremism. Second, more unusually, those same surveys also elicited from respondents their assessments of where the major political parties in their respective political systems are positioned along a similar left–right or (for the USA) liberal–conservative scale. This permits the construction of a variable capturing voters' perceptions of the extent to which their party system is ideologically polarized. Third, unlike any other cross-national postelection survey, these same CNEP studies also capture respondents' attitudes towards democratic rule in a way that overcomes the reliance on single items capturing 'overt' preferences for democracy, allowing instead the additional use of items capturing rejection of autocratic regimes (Ariely and Davidov, 2011).

In the following section, we address the implications that ideological extremism (IE) and perceived party system ideological polarization should have for individuals' principled support for democratic rules. We discuss the existing literature and its findings and present our own expectations. Section 3 presents our data and estimation strategies. Section 4 is centered on employing a nonparametric strategy to examine the functional form of those relationships, later confirmed by parametric estimates, and several robustness checks. Finally, in the conclusion, we summarize and discuss our findings, their limitations, and implications.

Theory, existing findings, and main expectations

Ideological extremism and democratic support

The notion that ideological extremism is antithetical to liberal democracy has a long historical pedigree. In modern discourse, the very concept of 'extremism' established itself, first, in the context of the 1917 Russian Revolution, to describe the 'extreme left' threat to the democratic establishment, and it was expanded later to describe the threat coming from the 'extreme right,' following the rise of Fascism and Nazism (Backes, 2007: 244). As Arzheimer (2011) notes, this is the fundamental basis of the notion behind the relationship between IE or radicalism – understood in spatial terms, along a left–right axis – and antidemocratic positions.

¹The Comparative National Election Project (CNEP) is a comparative survey project that includes data on 54 election/countries between 1992 (US) and 2018 from America, Asia, and Africa. For more on CNEP, see u.osu.edu/cnep.

Many empirical studies show that the extent to which voters place themselves in extreme ideological, issue, and policy positions is correlated with attitudes that are uncongenial to the acceptance of democratic rules and practices, such as alternation in government, checks and balances, or respect for minority rights. For example, ideological extremists seem less likely than moderates to exhibit ‘loser’s consent,’ that is, to accept electoral defeat as a legitimate outcome (Anderson *et al.*, 2005), and are instead more prone to adhere to conspiratorial theories about electoral integrity (Miller *et al.*, 2016; Krouwel *et al.*, 2017; Norris *et al.*, 2020). Ideological extremists also tend to reject the status quo of representative democracy in favor of other forms of governance (Wojcieszak, 2014), to be more politically distrustful (Kutiyski *et al.*, 2021), to hold intolerant views about ethnic, religious, or ideological minorities (Midlarsky, 2011), to be more inflexible about the correctness of their beliefs and the incorrectness of those of others (Toner *et al.*, 2013), and to feel greater animosity towards parties other than their own (Schmitt and Holmberg, 1995; Berglund *et al.*, 2005; Rico, 2010).

These findings are compounded by more direct evidence showing that ideological or policy extremists are unlikely to be reliable supporters of liberal democratic institutions and practices. Graham and Svulik (2020) develop a theoretical framework where voters with preferences over both positional issues and democratic principles choose candidates that vary both on their policy platforms and on their compliance with democratic rules and practices. In a series of survey-based candidate choice experiments conducted in the USA and Venezuela (Svulik, 2020; Graham and Svulik, 2020), they show that voters who hold more extreme policy positions are more willing to tolerate undemocratic behaviors displayed by candidates, in exchange for getting policies closer to their ideal points. In Venezuela, only ideologically moderate voters were willing to defect from candidates who advance an undemocratic platform – in this case, a heavily partisan composition of the Supreme Court and of the electoral commission. In turn, those with more extreme positions end up trading-off policy with democracy, if the former is according to their preferences (Svulik, 2020). In the USA, citizens with more extreme positions on either side of different issues were less likely (in comparison with moderates) to defect from candidates who proposed to engage in undemocratic practices, such as packing courts and electoral commissions, suppressing votes, ignoring court rulings, and violating media freedoms and the right of assembly (Graham and Svulik, 2020).² This suggests that voters with more extreme positions are less likely to be consistently committed to liberal democracy and its principles.

H1. The relationship between the ideological extremism of citizens and their principled support for democracy should be negative.

Perceived party ideological polarization and democratic support

Voters can hold extreme positions in party systems that are not very polarized ideologically. Furthermore, high levels of systemic polarization are not necessarily perceived as such by voters. As Knutsen and Kumlin (2005) show, although there is a positive relationship between actual party system polarization – as captured in party manifestos or expert surveys – and voters’ perceptions of ideological polarization, such a relationship is far from perfect. Finally, at the individual level, although ideological extremism and perceived polarization are empirically related (Lupu, 2015; Ward and Tavits, 2019), they must be seen as different constructs: while voters’ level of extremism belongs, so to speak, to the demand-side of politics, voters’ perceptions of party system polarization pertain to how they view the available political and partisan supply. Instead of assuming that voters’ accurately gauge ‘actual polarization’ – and they seem to fail to do so consistently (Westfall *et al.*, 2015; Lelkes, 2016) – it is both possible and relevant to assess their perceptions of

²See also Gidengil *et al.* (2021) for evidence that that partisans tend to trade off checks on the power of the executive in order to advance their ideological agendas, at least on some issues (in the study’s case, abortion).

polarization: as Enders and Armaly put it, ‘the social world is based on perceptions, and it is these perceptions that individuals act on’ (2019: 817).

There are good reasons to believe that such perceived polarization should be related to support for democracy. One classic treatment of the topic concerns the implications of what Bartolini called ‘electoral decidability,’ a concept akin to Downs’s (1957) ‘party differential’: ‘the level of policy or issue position differentiation among parties, and *the visibility and clarity of these differences for the voter*’ (Bartolini, 2000: 33, our emphasis; see also Bartolini, 2002; 1999). For Bartolini, excessive decidability is likely to pose a problem for well-functioning democracies. In democratic regimes, reaping the benefits of competition between parties and candidates over policies require that such competition is restrained within a ‘capsule’ of ‘norms, social practices and legal provisions which define the conditions of competition’ (Bartolini, 2000: 38). Agreement around this capsule indicates that adherence to certain norms should not be part of the competition. However, when electoral decidability is maximized by a partisan supply that is too polarized, it risks putting these norms into play.

Graham and Svobik (2020) show what happens when such norms become part of the choice set of voters under conditions of high candidate polarization. In their experimental study, where candidates are assigned policy platforms (from extreme liberal to extreme conservative) and ‘democratic’/‘undemocratic’ positions that are both made known to subjects, voters who have to choose between very ideologically distant options end up discounting the democratic credentials of such options: ‘greater candidate polarisation results in a greater share of voters who are willing to tolerate undemocratic behavior [...] independently of voter polarisation’ (Graham and Svobik, 2020: 401).

However, there is another side to this problem. Bartolini also suggested that the *minimization* of electoral decidability could also become problematic for system support. This occurs because, at least to some extent, parties must offer some differences for voters: ‘[w]hatever the party offers, it must be: (1) different from what other parties offer; and (2) clearly perceived by voters’ (Bartolini, 2002: 95, our emphasis). When decidability is brought to a minimum, rendering the positions of parties indistinguishable from voters’ points of view, the likely consequences are ‘political indifference and/or alienation’ as well as ‘political dissatisfaction, voter defection, and even mass disenfranchisement’ (Bartolini, 2002: 105). In other words, what is a stake in democratic elections from the citizens’ points of view cannot be so low as to render them – and democracy itself – irrelevant (Przeworski, 2019: 8).

Several empirical studies lend empirical support to this hypothesis. With at least some amount of polarization between parties and candidates, voters find it easier to convert their preferences into electoral choices (Dalton, 2008; Levendusky, 2010; Sulmont, 2021), potentially enhancing democratic representation. Under very low polarization, the result is lower levels of turnout – a result of an ‘electoral market failure’ (Lago and Martinez, 2011: 7) – that leads to ‘indifference-based abstention’ (Plane and Gershtenson, 2004; Dalton 2008; Wessels and Schmitt, 2008; Hetherington 2009; Westfall *et al.*, 2015; Rodon, 2017; Enders and Armaly, 2019; Hobolt and Hoerner, 2020). More importantly for our purposes, the minimization of electoral decidability also seems to have attitudinal implications. Across a large number of political systems, voters’ perception that the partisan supply is ideologically undifferentiated is related with a decreased intensity with which they believe that ‘who people vote for’ or ‘who is in power’ makes any difference, or that there is ‘a party that represents one’s views’ (Kittilson and Anderson, 2011; Blais *et al.*, 2014; Pardos-Prado and Riera, 2016; Wagner, 2021; Hobolt *et al.*, 2021).

Schmitt and Freire (2012) had already suggested that the relationship between ideological polarization and the quality of democracy might be curvilinear rather than linear. On the one hand, acute ideological polarization becomes harmful by challenging citizens’ commitment to fundamental aspects of the procedural dimension of democracy, including ‘requirements such as the rule of law, freedom of speech, and free and fair elections’ (Schmitt and Freire, 2012: 67). On the other hand, acute ideological depolarization might be harmful for the substantive quality of representative democracy, leading citizens to perceive a ‘lack of issue congruence between voters and

the parties they vote for, because parties under those conditions lack a distinct issue agenda and policy profile' (Schmitt and Freire, 2012: 68).

All this suggests the possibility that voters who perceive their party system to be either too much or too little polarized may both be less prone to be committed to democracy. In a recent study, Ridge (2021) finds precisely that those who perceive either very little or very major differences between parties are both less likely to express satisfaction with the way democracy works in their country. We suggest this should also be the case for the support for democracy proper. In other words, the relationship between perceived party ideological polarization and principled support for democracy should display an inverted-U shape (concave): support for democracy should be higher when individuals perceive party ideological polarization in the party system to be neither extremely low nor extremely high:

H2. The relationship between perceived party ideological polarization and principled support for democracy should be negatively curvilinear (concave or in a U inverted shape).

Data and estimation strategy

Data

The combination of measures of ideological self-placement, of assessments of where parties are placed along the same scale, and of valid measures of support for democracy that allows us to simultaneously test our two hypotheses is extremely unusual in cross-national surveys. However, the CNEP data set includes 11 nationally representative surveys with precisely that unique combination of features.³ Our main criterion of inclusion of country/years in the CNEP dataset is whether the country was a 'liberal democracy' at the time the survey was conducted, relying on the V-Dem dataset (Coppedge *et al.*, 2020). More concretely, we use the variable *v2x_regime*, which allows us to include regime/years identified as 'liberal democracies'.

First, we need to measure respondents' support for democracy. We already know that exclusive reliance on items that elicit such support overtly and superficially leads to problems of internal consistency, reliability, and cross-cultural equivalence of measures (Ariely and Davidov, 2011). Therefore, unlike Karp and Milazzo (2015), who previously found no relation between ideological extremism and democratic support, we employ neither satisfaction with democracy nor 'overt' support for democracy as the main dependent variable. Instead, we attempt to refine the measurement of democratic support by complementing the use of an 'overt support' item – agreement with 'Democracy is preferable to any other form of government' – with items capturing disagreement/agreement with particular (autocratic) ways of governing the country: 'Only one political party should be allowed to stand for election and hold office'; 'Elections and the National Assembly should be abolished so that we can have a strong leader running this country'; and 'The army should govern the country.'⁴

We estimate a Confirmatory Factor Analysis (CFA) with one latent variable with its variance constrained to 1 and with the four observed variables centered on the country/year means to estimate the Fixed Effects for each parameter. As we can observe in Table 1,⁵ results show that these four items measure the same construct, something that is also reflected in all the goodness-of-fit statistics. Given these results, we decided to use the resulting latent variable computed on the country/year estimation as our main dependent variable, Principled support for democracy (to see the distribution of this variable see Table 4A in online Appendix).

³The list of the 11 countries/years is the following Chile 2017, France 2017, Germany 2017, Great Britain 2017, Greece 2015, S. Africa 2004 and 2009, Spain 2015, Taiwan 2016, US 2016 and 2020.

⁴See Table 2A in online Appendix for response rates per country to each item.

⁵We have also estimated the same model in each country obtaining, as can be observed in Table 3A in appendix, very similar parameters for all the 11 country-years.

Table 1 Cross-national confirmatory factor analysis (CFA) with fixed effects for the items composing principled support for democracy in 11 country-years

	Parameters
Democracy is preferable (I)	0.196***
... strong leader running this country (II)	-0.915***
Only one political party... (III)	-0.841***
The army should govern the country (IV)	-0.708***
Root Mean Square Error of Aproximation (RMSEA)	0.064 ($P = 0.081$)
Comparative fit index (FIT)	0.994
Chi ² baseline vs. saturated	25233.508***
Raykov's factor reliability	0.796
N	18,256

*** $P < 0.001$.

Second, we need a measure of individuals' ideological extremism one of our two main independent variables of interest. Except for some US-based studies – where voters' issue preferences are often used (Abramowitz and Saunders, 2008; Abramowitz, 2010; Iyengar *et al.*, 2012: 422–5; Lelkes, 2016: 394–8)⁶ – most comparative studies on this topic look at voters' positions on the dominant ideological dimension of party competition: the left–right scale. In Europe, voters' position on the left/right dimension is one of the strongest predictors of voting choices (Schmitt and Thomassen, 2009; van der Brug *et al.*, 2009; Rosema and de Vries, 2011) and constitutes the main dimension of political conflict and policy representation (Costello *et al.*, 2012). Additionally, although the specific meaning of left and right might change from country to country in Latin America (see Kitschelt *et al.*, 2010), increasing evidence suggests its widespread use as a heuristic device across Latin American societies (Zechmeister and Corral, 2013), even showing how elite polarization along the left–right scale strengthens the connection between voters' ideological placement and their vote choices (Singer, 2016). Additionally, this framework has been employed to explain the dynamics of the party system polarization and dispersion since the classic work published by Sartori (1976) and Sani and Sartori (1983), as well as its consequences for democratic breakdowns (Linz and Stepan, 1979). Only in the case of the USA, the scale used is the conservative/liberal scale.

Extremism, from this point of view, is typically obtained by calculating the distance between each respondent's left–right self-placement and some central position, either the mid-point of the scale itself (Ward and Tavits, 2019; Wagner, 2021) or a central tendency measure of the distribution of voters (Karp and Milazzo, 2015; Bischof and Wagner, 2019). We follow the latter approach by computing ideological extremism (IE) as the absolute difference between the respondents' left–right/liberal–conservative self-placement and the average placement of respondents from the same country/year. In other words, IE is simply:

$$IE_i = \sqrt{(Ideol_i - \overline{Ideol})^2} \tag{1}$$

where $Ideol_i$ denotes the left–right/liberal–conservative position of each individual respondent i , and \overline{Ideol} denotes the country–year average of the ideological self-placement of voters. This distance is squared to produce positive values and then the square root is taken to readapt the metric to the original scale.

Finally, we need a measure of individuals' perceptions of the ideological polarization in their country's party system. Based on the classic treatment by Hazan (Hazan, 1995, 1997), voter surveys can be used to assess the extent to which citizens perceive the party system as ideologically polarized (Lelkes, 2016: 399) or dispersed (Alvarez and Nagler, 2004: 50; Ezrow, 2007: 186). With

⁶For a critical view on this operationalization, see Fiorina and Levendusky (2006: 96–97).

this measure, which has commonly been used in the most recent comparative literature (Dalton, 2008; Lachat, 2008; Curini and Hino, 2012; Lupu, 2015; Wagner, 2021), we can determine how each voter places the partisan supply along the left–right/liberal–conservative continuum. With that information, we can calculate how far voters perceive parties to be from each other and from some central position (overall citizens’ average placement or some other party supply measurement). Typically, these measures also consider each party’s contribution to overall polarization by weighting their share of the popular vote (the utility or expected benefit of its support). We thus measure (Weighted) Perceived Ideological Polarization (WPIP), according to the following formula:

$$\text{WPIP}_i = \sqrt{\sum_{p=1}^p v_p * (\text{IdPosition}_{ip} - \overline{\text{IdPosition}}_i)^2}. \quad [2.1]$$

where p is the political party, i is the individual respondent, IdPosition_{ip} is the left–right position of party p assigned by respondent i , $\overline{\text{IdPosition}}_i$ is the respondent’s average ideological position of political parties, and v_p is the size of each party, measured as the normalized proportion of votes that each selected party received. The average ideological position of political parties is also weighted by their respective party electoral size:

$$\overline{\text{IdPosition}}_i = \sum_{p=1}^p (v_p * \text{IdPosition}_{ip}) \quad [2.2]$$

This index has been calculated for all respondents who attribute an ideological position to at least two parties. To check the sensitivity of the indicator to the data source, we compared our average WPIP scores with the polarization index devised by Dalton to measure the spread of parties along the Left–Right scale (Dalton, 2008), which uses the public’s mean perception of a party’s Left–Right position in each nation, weighted by the vote share for each party, based on data from the Comparative Study of Electoral Systems (CSES) project (Dalton, 2017). The correlation for our 11 cases is of .91.⁷

Estimation

To test our hypotheses, we start with a data-driven flexible approach to the study of the functional form of the relationship between extremism (IE) or perceived polarization (WPIP) with principled support for democracy: the estimation of a Generalized Additive Model (GAM) (Wood, 2006). GAMs allow the estimation of ‘smooth’ rather than parametric terms for our two variables of interest, by calculating the coefficients for a series of basic functions that (may) add up to a more complex relationship than a mere linear one (Ross, 2019). This is of particular importance for the test of H2 – the curvilinear relationship between WPIP and principled support for democracy – but can also be used to examine the negative relationship between extremism and principled support for democracy proposed in H1. Then, after an examination of the functional form of the relationship between these variables using GAMs, we also estimate models using ordinary least squares (OLSs) to confirm our findings.

In this study, we are mainly interested in relationships that occur at the individual level, that is, between IE and WPIP, on the one hand, and principled support for democracy, on the other. Therefore, in both our GAM and OLS estimations, we adopt a fixed-effects approach that enables us to examine the relationship between ‘Level 1’ (individual level) variables while variability associated with the cluster level (country/year) is accounted for, thereby reducing the problem of omitted variable bias at the cluster level (Huang, 2016).

Finally, the models also contain controls for individual-level variables available in all 11 surveys. The ‘ideological asymmetry’ hypothesis (Nilsson and Jost, 2020) suggests that authoritarian preferences tend to increase the farther individuals place themselves to the right (Torcal, 2008;

⁷Although the latest index available from Dalton (2017) is from 2016 — as it is based on CSES modules 1–4 — we correlated our average WPIP scores per country with the closest date possible in the same country.

Sprong *et al.*, 2019). De Leeuw *et al.* (2021) suggest this relationship is, instead, conditional: whether opposition to democracy comes mostly from the left or the right depends on whether recent autocratic experiences were, respectively, 'leftist' (in postcommunist democracies, for example) or 'rightist' (in postfascist or postmilitary democracies). Given that only the latter type of countries is included in our sample, we include left–right self-placement to take into account the possibility that, independently of the relationship between extremism – how far respondents are from the ideological center of their country's electorate – and democratic support, the extent to which individuals place themselves to the right might also be negatively related with our main dependent variable.

Party identification and economic evaluations are also included to take into account the possibility that extremism, perceived polarization, and democratic support may be driven either by negative feelings towards existing parties or by negative evaluations of government outputs.⁸ Unfortunately, in the surveys, we lack measures of citizens' 'emancipative values', which are important correlates of liberal understandings of democracy (Welzel, 2011). However, we are able to control for education, a correlate of those variables, and also a marker of socioeconomic status. Additionally, it is possible that lower levels of both education and interest in politics might foster both lack of support for democracy, 'centrist' ideological self-placements, and a lack of ideological differentiation between parties. This is an additional reasoning behind the inclusion as controls of education as well as, more importantly, political interest, and, in fact, age (see for instance, Boxell *et al.*, 2017). Finally, we also include gender (a dummy variable identifying female respondents).

The resulting list of the democratic country/years in CNEP, where all these variables are present, includes a variety of countries from different regions and institutional settings: it includes surveys conducted in older Western democracies such as France (2017), Germany (2017), Great Britain (2017), and the USA (2016 and 2020); third-wave democracies in Southern Europe, such as Greece (2015) and Spain (2015); Latin American consolidated liberal democracies such as Chile (2017); an Asian democracy, Taiwan (2016); and an African democracy, South Africa (2004 and 2009).

Results

Table 2 presents our GAM results in these 11 country/years, with smooth terms for the IE and WPIP covariates, estimating the shape of their relationship with principled support for democracy without making assumptions about functional form.

The second section of the table shows the conventional parametric terms. They show that principled support for democracy increases with party identification, education, interest in politics, and age, and it is also lower among women. The relationship between evaluations of the economy and support for democracy is not linear. Finally, the more individuals place themselves to the right in absolute terms (controlling for how relatively extreme their ideological positions are in relation to the country average), the lower their principled support for liberal democracy.

However, for our purposes, the most important results are in the first section of the table, which shows the effective degrees of freedom for each smoothed term, representing the complexity of the smooth. An edf of 1 would represent a straight line. The values for IE and WPIP, however, are, respectively, 4.33 and 6.56. *P* values, both at $P < .001$, allow us to reject the null hypothesis that the lines representing the relationship between both variables and support for democratic principles are straight lines.

What is the form of these relationships that results from the GAM analysis? This can be easily visualized in Figure 1. On the left panel of the figure, we can see that although the relationship between ideological extremism and support for liberal democratic principles is broadly negative, as anticipated in H1, it is not linear. Instead, it seems closer to an exponential relationship,

⁸In the robustness section, we discuss results when the economic evaluations variable is replaced by evaluations of governance performance. All main results stand, as shown in Supplementary Appendix.

Table 2 Extremism, perceived polarization, and principled support for democracy (generalized additive models with country-year fixed effects)

	Model 1
Effective degrees of freedom	
Ideological extremism	4.45 ^{***}
Weighted perceived ideological polarization	6.59 ^{***}
Parametric coefficients	
Left-right self-placement	-0.07 (0.003) ^{***}
Party identification	0.05 (0.01) ^{**}
Economic situation	
Very bad	Reference
Bad	0.14 (0.04) ^{***}
Average	0.06 (0.04)
Good	0.09 (0.04) [*]
Very good	0.03 (0.04)
Political interest	
None	Reference
Not much	0.10 (0.02) ^{***}
Somewhat	0.24 (0.02) ^{***}
Very	0.40 (0.03) ^{***}
Education	
Primary or less	Reference
Some secondary	0.15 (0.03) ^{***}
Complete secondary	0.32 (0.02) ^{***}
Some university or more	0.49 (0.02) ^{***}
Female	-0.05 (0.01) ^{***}
Age	0.009 (0.0004) ^{***}
Intercept	-0.34 (0.06) ^{***}
Adjusted R ²	0.20
Country-years	11
Respondents	16,520

Country-year dummies not displayed; standard errors in parentheses.

^{*}*P* < 0.05.

^{**}*P* < 0.01.

^{***}*P* < 0.001.

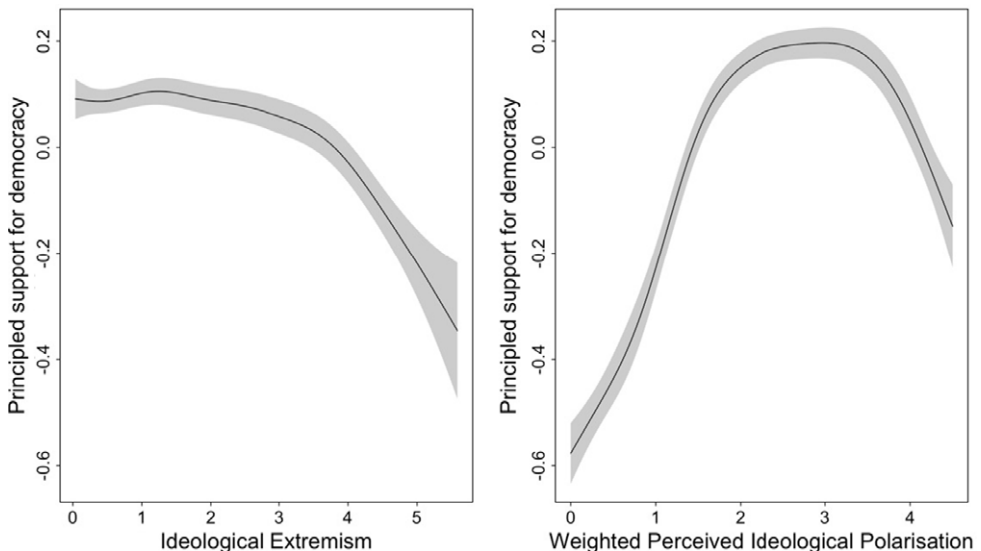


Figure 1. Nonlinear relationships between extremism, perceived partisan polarization, and support for democracy based on results from Model 1 (95% confidence intervals).

through which adherence to liberal democratic principles remains mostly stable up to intermediate levels of ideological distance from the societal mean, dropping precipitously as that distance increases beyond those intermediate levels. In other words, the strength of the negative relationship between extremism and support for liberal democratic principles increases as the level of extremism itself increases. Conversely, on the right panel of the figure, we can observe an inverse curvilinear relationship between perceived party polarization and principled support for democracy. In other words, democratic support is higher neither at the lowest nor at the highest levels of perceived polarization, supporting H2.

To be sure, in spite of the causal flavor of the theoretical argument, the observational data from cross-sectional surveys employed here precludes a causal interpretation of these findings. For example, although there is experimental evidence pointing to the causal relationship between extremism and democratic support (Graham and Svulik, 2020; Svulik, 2020), a reverse causal flow remains conceivable: voters who for some reason are less attached to democratic norms and principles may end up moving to more radical ideological positions in their contexts. However, it is more difficult to envisage the reverse causal mechanism through which lower support for democracy would lead some voters in some contexts to perceive very large ideological differences between parties while simultaneously leading others to perceive very small ones. In any case, both very high and very low decidability is associated with lower democratic support in our data, even when political interest, party identification, and education are kept constant.

To confirm these findings using a more conventional analytical approach, we shift to OLS and estimate three models. Model 2 assumes linearity in the relationship between IE and WPIP and support for democracy. Model 3 adds a quadratic transformation of WPIP as formulated in H2 and corroborated by the preceding GAM estimation. Model 4 also adds the exponential term for IE to the linear function of IE, represented by the function $f(x) = b(e^x)$, with x being the original individual ideological extremism (IE) scale.

The results are presented in Table 3. As can be seen, the simple linear specifications of the main variables—IE and WPIP—yield statistically significant coefficients (Model 2): whereas the former seems to be negatively related with principled democratic support, the latter seems positively related. However, when we add the quadratic term of perceived party ideological polarization as we proposed in H2 (Model 3), this term is negative and significant, and the fit of the model (lower Akaike Information Criterion and higher adjusted R^2) improves, thus exhibiting a better adjustment to the data. In Model 4, the parameter of the exponential term for individual extremism is negative and significant: the predicted values of the principled support for democracy scale do not vary in the lower 50 percentiles of the exponential transformation of ideological extremism, but decrease substantially at the 75th percentile, and dramatically so at the 90th percentile. Finally, its addition produces a new improvement in the fit of the model, confirming that this relationship seems to be better captured by an exponential form.⁹

Figure 2 presents the predicted values of the dependent variable according to Model 4 (Table 3). As can be seen on the left panel of Figure 2, there is an estimated abrupt nonlinear decline in support for democracy as individuals become more ideologically extreme. On the right panel, the relationship between perceived ideological polarization in the party system and principled support for democracy exhibits a concave or ‘inverted-U’ shape, indicating again that the latter is maximized when individuals perceive polarization as neither very low nor very high.

In sum, the evidence leads us to reject the null hypotheses regarding the effects of IE and WPIP, supporting H1 and H2. However, the negative relationship between extremism and liberal democratic support is not best described as linear but rather as exponential: the decline in support for liberal democratic principles seems to be larger as ideological extremism increases after discounting the linear effect of ideological extremism, which turns out not to be significant. To put it

⁹In Online Appendix, Table 7A, we also show results of an estimation of Model 4 without the control variables. The results for the variables of interest, exponential IE, and the quadratic transformation of WPIP, are very similar.

Table 3 Ideological extremism, perceived partisan polarization, and support for democracy (OLS with country–year fixed effects)

	Model 2 linear specifications	Model 3 adding a quadratic term for partisan polarization	Model 4 final model exponential term for individual extremism and quadratic term for partisan polarization
Ideological extremism (IE)	−0.043 [*] (0.017)	−0.040 [*] (0.014)	0.002 (0.023)
Perceived party system ideological polarization WPIP	0.134 ^{***} (0.022)	0.618 ^{***} (0.077)	0.603 ^{***} (0.077)
Exponential IE	Not included	Not included	−0.002 ^{***} (0.000)
WPIP ²	Not included	−0.111 ^{***} (0.015)	−0.107 ^{***} (0.015)
Left–right self-placement	−0.070 ^{***} (0.009)	−0.068 ^{***} (0.008)	−0.068 ^{***} (0.007)
Party identification	0.066 (0.039)	0.052 (0.038)	0.047 (0.038)
Economic situation			
Very bad	Reference	Reference	Reference
Bad	0.161 (0.098)	0.145 (0.092)	0.143 (0.091)
Average	0.063 (0.171)	0.057 (0.160)	0.056 (0.160)
Good	0.106 (0.190)	0.094 (0.178)	0.092 (0.177)
Very good	0.014 (0.192)	0.025 (0.178)	0.027 (0.175)
Political interest			
None	Reference	Reference	Reference
Not much	0.144 [*] (0.050)	0.097 [*] (0.037)	0.094 [*] (0.036)
Somewhat	0.312 ^{**} (0.078)	0.243 ^{**} (0.059)	0.236 ^{**} (0.059)
Very	0.490 ^{***} (0.085)	0.407 ^{***} (0.063)	0.402 ^{***} (0.064)
Education			
Primary or less	Reference	Reference	Reference
Some secondary	0.165 ^{***} (0.032)	0.151 ^{**} (0.034)	0.151 ^{**} (0.034)
Complete secondary	0.343 ^{***} (0.032)	0.320 ^{***} (0.034)	0.319 ^{***} (0.034)
Some university or more	0.549 ^{***} (0.052)	0.498 ^{***} (0.057)	0.495 ^{***} (0.057)
Female	−0.068 ^{**} (0.018)	−0.048 ^{**} (0.015)	−0.048 [*] (0.016)
Age	0.010 ^{***} (0.001)	0.009 ^{***} (0.001)	0.009 ^{***} (0.001)
Intercept	−0.684 ^{**} (0.151)	−1.011 ^{***} (0.147)	−1.262 ^{***} (0.160)
Adjusted R ²	0.171	0.196	0.200
AIC	41033.4	40526.2	40483.4
BIC	41110.6	40603.3	40560.6
Country-years	11	11	11
Respondents	16,520	16,520	16,520

Country-year dummies are not displayed; cluster corrected standard errors are in parentheses.

**P* < 0.05.

***P* < 0.01.

****P* < 0.001.

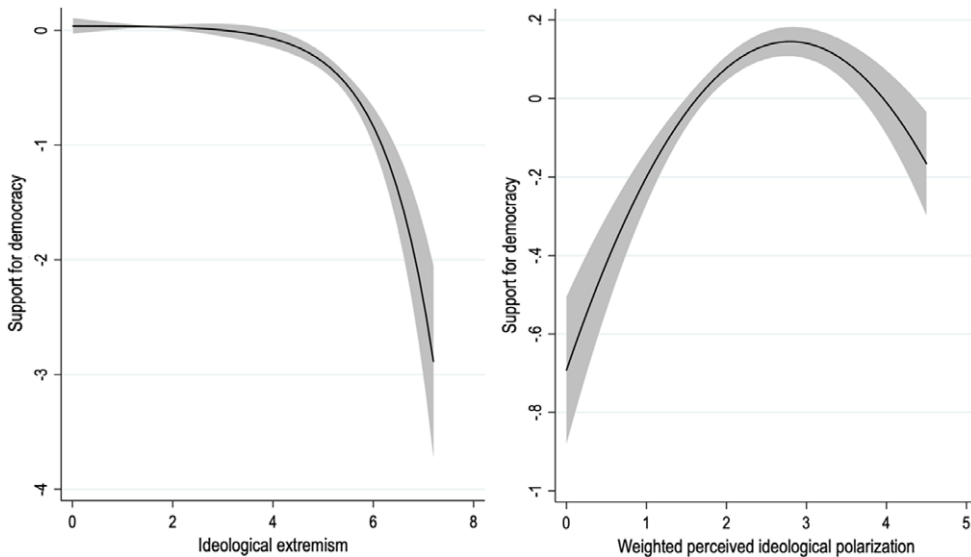


Figure 2. Predicted values of principled support for democracy based on Model 4, Table 3 (95% confidence intervals).

differently, the mere cardinal distance between the individual's position and the ideological societal mean does not seem to capture the kind of 'extremism' that is consequential for democratic values: instead, the distance that is associated with a decline in support for democracy needs to be 'large,' one that places individuals considerably far from the mean position of society, and only that distance is associated with a lower principled support for democracy. This is both a conceptual and measurement issue about 'ideological extremism' that might deserve more detailed attention in future research.

Robustness

To assess the robustness of our results, we conducted several additional analyses. First, we replaced economic evaluations with evaluations of government performance as a control variable that might better capture the potential contamination of diffuse support for democracy by specific support. Unfortunately, the latter variable is available in a smaller number of surveys. However, in appendix, we show results of additional GAM and OLS estimations where such a replacement is made. Using evaluations of government performance reduces the number of individual-level cases from about 16,520 to 13,999 observations and from 11 to 9 country/years.¹⁰ Despite this, results are clearly confirmed (see Table 7A in appendix for the OLS estimation and Table 8A for the GAM estimation). The visualization of predicted values coming from these models also confirms the functional form of the relationship we had already observed (Figures 1A and 3A in appendix).

Second, as Iversen and Soskice (2015) have argued, it is possible that voters' positional closeness to the center is more a reflection of an incapacity to express an ideological position – caused by low levels of sophistication – than an expression of ideological moderation. Similarly, the inability to perceive any ideological difference between the parties in the system can also be an expression of low sophistication or even of 'satisficing' in survey responses (Krosnick, 1991). This low sophistication, in turn, can be related to a lower principled support for democracy,

¹⁰The list of country/years are Chile (2017), France (2017), Greece (2015), Germany (2017), Great Britain (2017), South Africa (2009), Taiwan (2016), and USA (2016 and 2020).

potentially biasing our results, in spite of the inclusion of political interest and education as controls. Thus, we re-estimated the models after dropping 10% of the respondents closest to the value zero in each measure of ideological polarization (the value of the lowest 10 percentile is 0.227 for WPIP and 0.965 for IE). This means that a total of 3,363 cases included in the full model presented in Tables 2 and 3 were dropped. We also control for political interest and education as we did previously. The results in Tables 7A and 8A and Figures 2A and 4A in appendix confirm the degree, direction, and nature of the relationships we observed between both IE and WPIP with principled support for democracy, although there is some reduction of the adjusted R^2 .

Finally, since we are dealing with a hierarchical data structure with individuals nested in country/years, and although we are interested only in relationships at the individual level, we repeated the analysis employing a multilevel random model with between-effects (REB) (Bell *et al.*, 2018) but including also the random slopes of the relevant variables, as recommended recently by Heisig and Schaeffer (2019). This strategy also allows us to estimate the country/year variance of the slopes of the IE exponential and WPIP Quadratic. Results for this model (in Table 9A in Appendix) show that the between individuals effects coefficients do not vary even when we leave the slopes of these coefficients random. Although model fit improves slightly with random slopes, variances for the slopes are close to zero and nonstatistically significant. These results thus display the lack of variation of the between effects of the variables IE exponential and WPIP Quadratic across country/years.

Finally, we contemplate the possibility that the relationship between IE and WPIP might be mutually contingent. Other studies have shown interactions between ideological self-placement and party system polarization in the explanation of political behavior. For example, Rodon (2017) shows that party system polarization has heterogeneous effects on turnout, increasing primarily the participation of voters who place themselves in the ideological center. In our case, it is possible that the tendency for extremists to withdraw democratic support might be contingent upon the extent to which they perceive the system to be ideologically polarized: if, from the extremist's point of view, party systems fail to offer sufficiently polarized options, they can become even less supportive of the regime; conversely, if they perceive the party system to be ideologically polarized, this might lead them to recognize the existence of alternatives that represent their views and to adhere more to democracy.

To contemplate this possibility, we estimate a GAM model that allows for an interaction between the continuous variables IE and WPIP. Table 10A in Supplementary Appendix shows the summary of results. Figure 3 shows a contour plot, colored in such a way that red color represents lower predicted values of principled support for democracy and yellow/white values higher ones, contingent upon the combination of values of ideological extremism and perceived party system polarization.

As we can see, the maximization of levels of principled support for democracy still results here from the combination of intermediate levels of perceived party system polarization (roughly between 2 and 3 in our scale) and avoiding high levels of ideological extremism (below roughly 3.5 in our scale). In other words, the results are basically the same as those obtained when the smooths were not allowed to interact.

Discussion

This study addresses two different implications of ideological polarization for principled support for democracy. One flows from the Sartorian tradition, which argues that, in situations of high ideological polarization, the legitimacy of the political system is likely to be widely questioned. The other flows from the Downsian tradition, which argues for some level of polarization to generate 'party differential' or 'electoral decidability' in the party supply. While these may seem at odds

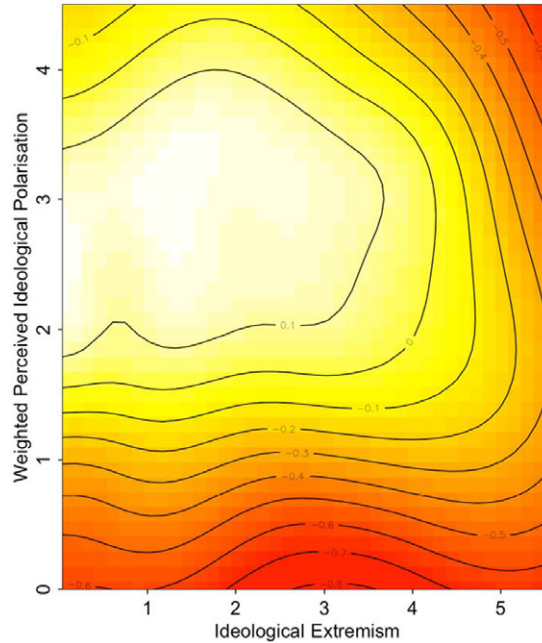


Figure 3. Predicted principled support for democracy, based on GAM model interacting ideological extremism and weighted perceived party system polarization.

with one another, we found that both hold some power in explaining how ideological polarization is related to democratic legitimacy.

In the preceding pages, we have approached this theoretical and empirical puzzle by exploring the relationship between two different manifestations of ideological polarization and support for democracy. The first is IE, ideological extremism, which measures the extent to which citizens place themselves in the most extreme positions of the ideological scale in their political systems, reflecting a ‘demand-side’ of polarization. The second is WPIP, (weighted) perceived ideological polarization, which results from where individuals locate political parties in that same scale relative to one another and reflects their perception of the extent to which party system supply is ideologically polarized.

Our results indicate that individual ideological extremism tends to have an exponentially negative relationship with principled support to democracy. This result suggests that extremism is perhaps more a matter of ‘kind’ than of ‘degree’. In other words, individuals that are ‘moderately’ distant from the ideological average positions in their societies are no more and no less likely to question democracy as a regime: it is only when that distance becomes increasingly large – that is, ‘extreme’ – that democratic support also starts decreasing precipitously. This also fits well the notion that the extent to which voters’ position themselves away from the ideological center conveys intensity, rather than a mere position on a scale (Rabinowitz and Macdonald, 1989: 95–96).

Additionally, we also find an ‘inverted-U’ (concave) relationship between the ideological polarization of the party system (as perceived by voters) and democratic support, thus reflecting the argument that both low and high levels of polarization of parties can have negative implications for democratic legitimacy. This occurs as this measure of perceived polarization contains information on the level of ‘party differential’ or ‘electoral decidability’ of the party supply, which is absent in the other indicator—individual IE. As hypothesized by Bartolini (2000), Przeworski (2019) and others, low levels of party differential are also associated with a questioning of the legitimacy of democratic competition. The combination of these findings helps reconcile two

apparently contradictory arguments in the literature about party system polarization and its potential consequences for democracy.

We believe that this discussion and the evidence presented helps shedding light on the current debate about the potential consequences of increasing levels of polarization observed in numerous contemporary democracies. Our results suggest that, from a supply perspective, some amount of polarization may contribute to democratic legitimacy, particularly in the context of profound economic and social crisis, by offering citizens a way to vent their growing discontent. However, problems can also arise if this polarization reaches a very high level, and even more so if this is connected with the increasing levels of individuals' ideological extremism from the demand side. This combination might present a more serious threat to representative democracies. Thus, to the extent that public support does indeed help democracy survive (Claassen, 2020b), this seems to depend not only on the presence of low ideological polarization among the citizenry but also a moderate level of (perceived) polarization in the party supply. We hope these findings stimulate further studies, particularly based on experimental or panel data, that make it possible to assess the nature of the causal relationships between these different dimensions of ideological polarization and democratic support.

Supplementary material. To view supplementary material for this article, please visit <https://doi.org/10.1017/S1755773922000066>.

Acknowledgements. We would like to express our gratitude to Josep Maria Comellas (Research and Expertise Center for Survey Methodology – RECSM) who has helped us to write all the syntax for the polarization formulas. Early versions of this article were presented at the SPARC Research Group of ICS-ULisbon (October 2020), at the Annual Conference of the World Association of Public Opinion Research (October 2020), and at European Politics Online Workshop (May 2021). We are grateful to the organizers of these events for giving us the opportunity to present our work and for all comments received there. We also thank Paul A. Beck and Richard Gunther for the valuable information provided about the Comparative National Election Project (CNEP) surveys.

References

- Abramowitz, A.I. (2010), *The Disappearing Center: Engaged Citizens, Polarization, and American Democracy*, New Haven, CT: Yale University Press.
- Abramowitz, A.I. and K.L. Saunders (2008), "Is polarization a myth?" *Journal of Politics* 70: 542–555.
- Alexander, A.C. and C. Welzel (2017), The myth of deconsolidation: rising liberalism and the populist reaction (No. 10). ILE working paper series. Retrieved 12 June 2021 from <https://www.econstor.eu/bitstream/10419/170694/1/ile-wp-2017-10.pdf>
- Alvarez, R.M. and J. Nagler (2004), Party system compactness: measurement and consequences, *Political Analysis* 12(1): 46–62.
- Anderson, C.J., A. Blais, S. Bowler, T. Donovan and O. Listhaug (eds) (2005), Winning isn't everything: loser's consent and democratic legitimacy, *Loser's Consent: Elections and Democratic Legitimacy*, New York: Oxford University Press, pp. 1–16.
- Arieli, G. and E. Davidov (2011), Can we rate public support for democracy in a comparable way? Cross-national equivalence of democratic attitudes in the world value survey, *Social Indicators Research* 104(2): 271–286.
- Arzheimer, K. (2011), *Radical Attitudes*, in B. Badie, D. Berg-Schlosser and L. Morlino (eds), *International Encyclopedia of Political Science*, Thousand Oaks: Sage.
- Backes, U. (2007), Meaning and forms of political extremism in past and present, *Středoevropské Politické Studie* 9(4): 242–262.
- Bartolini, S. (1999), Collusion, competition and democracy: part I, *Journal of Theoretical Politics* 11(4): 435–470.
- Bartolini, S. (2000), Collusion, competition and democracy: part II, *Journal of Theoretical Politics* 12(1): 33–65.
- Bartolini, S. (2002), Electoral and party competition: analytical dimensions and empirical problems, in R. Gunther, J.R. Montero and J.J. Linz (eds), *Political Parties: Old Concepts and New Challenges*, New York: Oxford University Press, pp. 84–110.
- Bell, A., M. Fairbrother and K. Jones (2018), Fixed and random effects models: making an informed choice, *Quality & Quantity* 53(2): 1051–1074.
- Berglund F., S. Holmberg, H. Schmitt and J. Thomassen (2005), Party identification and party choice, in J. Thomassen (ed.), *The European Voter: A Comparative Study of Modern Democracies*, Oxford: Oxford University Press, pp. 106–124.
- Bischof, D. and M. Wagner (2019), Do voters polarize when radical parties enter parliament? *American Journal of Political Science* 63: 888–904.

- Blais, A., S. Singh and D. Dumitrescu (2014), Political institutions, perceptions of representation, and the turnout decision, in J. Thomassen (ed.), *Elections and Democracy: Representation and Accountability*, Oxford: Oxford University Press, pp. 99–112.
- Boxell, L., M. Gentzkow and J.M. Shapiro (2017), Greater internet use is not associated with faster growth in political polarization among US demographic groups, *Proceedings of the National Academy of Sciences* **114**(40): 10612–10617.
- Carlin, R.E. and M.M. Singer (2011), Support for polyarchy in the Americas, *Comparative Political Studies* **44**(11): 1500–1526.
- Carothers, T. and A. O'Donohue (2019), *Democracies Divided: The Global Challenge of Political Polarization*, Washington, DC: Brookings Institution Press.
- Claassen, C. (2020a), In the mood for democracy? Democratic support as thermostatic opinion, *American Political Science Review* **114**(1): 36–53.
- Claassen, C. (2020b), Does public support help democracy survive? *American Journal of Political Science* **64**(1): 118–134.
- Coppedge, M., J. Gerring, C. Henrik Knutsen, S.I. Lindberg, J. Teorell, D. Altman, M. Bernhard, M. Steven Fish, A. Glynn, A. Hicken, A. Lührmann, K.L. Marquardt, K. McMann, P. Paxton, D. Pemstein, B. Seim, R. Sigman, S.-E. Skaaning, J. Staton, S. Wilson, A. Cornell, N. Alizada, L. Gastaldi, H. Gjerløw, G. Hindle, N. Ilchenko, L. Maxwell, V. Mechkova, J. Medzihorsky, J. von Römer, A. Sundström, E. Tzelgov, Y.-T. Wang, T. Wig and D. Ziblatt (2020), V-Dem [Country–Year/Country–Date] Dataset v10. Varieties of Democracy (V-Dem) Project. Retrieved 3 June 2020 from <https://www.v-dem.net/en/data/archive/previous-data/v-dem-dataset/>
- Costello, R., J. Thomassen and M. Rosema (2012), European parliament elections and political representation: policy congruence between voters and parties, *West European Politics* **35**(6): 1226–1248
- Curini, L. and A. Hino (2012), Missing links in party-system polarization: how institutions and voters matter, *The Journal of Politics* **74**(2): 460–473.
- Dalton, R.J. (2008), The quantity and the quality of party systems: party system polarization, its measurement, and its consequences, *Comparative Political Studies* **41**(9): 899–920.
- Dalton, R.J. (2017), Party system polarization index for CSES modules 1–4. Retrieved 1 March 2021 from <https://cses.org/data-download/download-data-documentation/party-system-polarization-index-for-cses-modules-1-4/>
- de Leeuw, S.E., R. Rekker, R. Azrout and J.H. van Spanje (2021), Are would-be authoritarians right? Democratic support and citizens' left-right self-placement in former left- and right-authoritarian countries, *Democratization* **28**(2): 414–433.
- Downs, A. (1957), *An Economic Theory of Democracy*, New York: Harper and Brothers.
- Enders, A.M. and M.T. Armaly (2019), The differential effects of actual and perceived polarization, *Political Behavior* **41**(3): 815–839.
- Ezrow, L. (2007), The variance matters: how party systems represent the preferences of voters, *Journal of Politics* **69**(1): 182–192.
- Fiorina, M. and M. Levendusky (2006), “Disconnected: the political class vs. the people,” in N. Pietro and D. Brady (eds), *Red and Blue Nation? Characteristics, Causes and Chronology of America's Polarized Politics*, Washington, DC: Brookings Institution Press, pp. 49–71.
- Foa, R.S. and Y. Mounk (2016), The danger of deconsolidation: the democratic disconnect, *Journal of Democracy* **27**(3): 5–17.
- Foa, R.S. and Y. Mounk (2017), The signs of deconsolidation, *Journal of Democracy* **28**(1): 5–15.
- Gidengil, E., D. Stolle and O. Bergeron-Boutin (2021), The partisan nature of support for democratic backsliding: a comparative perspective, *European Journal of Political Research. Forthcoming*.
- Graham, M.H. and M.W. Svobik (2020), Democracy in America? Partisanship, polarization, and the robustness of support for democracy in the United States, *American Political Science Review* **114**(2): 392–409.
- Hazan, R.Y. (1995), Centre parties and systemic polarization. An exploration of recent trends in Western Europe, *Journal of Theoretical Politics* **7**: 421–445.
- Hazan, R.Y. (1997), *Centre Parties. Polarization and Competition in European Parliamentary Democracies*, London: Continuum.
- Heisig, J.P. and M. Schaeffer (2019), Why you should always include a random slope for the lower-level variable involved in a cross-level interaction, *European Sociological Review* **35**(2): 258–279.
- Hetherington, M.J. (2009), Putting polarization in perspective, *British Journal of Political Science* **39**: 413–448.
- Hobolt, S.B. and J.M. Hoerner (2020), The mobilising effect of political choice, *European Journal of Political Research* **59**: 229–247.
- Hobolt, S.B., J.M. Hoerner and T. Rodon (2021), Having a say or getting your way? Political choice and satisfaction with democracy, *European Journal of Political Research* **60**: 854–873.
- Huang, F.L. (2016), Alternatives to multilevel modeling for the analysis of clustered data, *The Journal of Experimental Education* **84**(1): 175–196.
- Inglehart, R. (2003), How solid is mass support for democracy – and how can we measure it? *Political Science and Politics* **36**(1): 51–57.
- Iversen, T. and D. Soskice (2015), Information, inequality, and mass polarization: ideology in advanced democracies, *Comparative Political Studies* **48**(13): 1781–1813.

- Iyengar, S., G. Sood and Y. Lelkes** (2012), Affect, not ideology: a social identity perspective on polarization, *Public Opinion Quarterly* 76: 404–431.
- Karp, J.A. and C. Milazzo** (2015), Democratic scepticism and political participation in Europe, *Journal of Elections, Public Opinion & Parties* 25(1): 97–110.
- Kitschelt, H., K.A. Hawkins, J.P. Luna, G. Rosas and E.J. Zechmeister** (2010), *Latin American Party Systems: Cambridge Studies in Comparative Politics*, Cambridge: Cambridge University Press.
- Kittilson, M.C. and C.J. Anderson** (2011), Electoral supply and voter engagement, in R.J. Dalton and C.J. Anderson (eds), *Citizens, Context, and Choice: How Context Shapes Citizens' Electoral Choices*, Oxford: Oxford University Press, pp. 33–54.
- Knutsen, O. and S. Kumlin** (2005), Value orientations and party choice, in J. Thomassen (ed.), *The European Voter: A Comparative Study of Modern Democracies*, Oxford: Oxford University Press, pp. 125–166.
- Krosnick, J.A.** (1991), Response strategies for coping with the cognitive demands of attitude measures in surveys, *Applied Cognitive Psychology* 5(3): 213–236.
- Krouwel, A., Y. Kutiyiski, J.W. van Prooijen, J. Martinsson and E. Markstedt** (2017), Does extreme political ideology predict conspiracy beliefs, economic evaluations and political trust? Evidence from Sweden, *Journal of Social and Political Psychology* 5(2): 435–462.
- Kutiyiski, Y., A. Krouwel and J.W. van Prooijen** (2021), Political extremism and distrust: does radical political orientation predict political distrust and negative attitudes towards European integration? *The Social Science Journal* 58(1): 1–16.
- Lachat, R.** (2008), The impact of party polarization on ideological voting, *Electoral Studies* 27(4): 687–689.
- Lago, I. and F. Martinez** (2011), Why new parties? *Party Politics* 17(1): 3–20.
- Lelkes, Y.** (2016), “Mass polarization: manifestations and measurements,” *Public Opinion Quarterly* 80: 392–410.
- Levendusky, M.S.** (2010), Clearer cues, more consistent voters: a benefit of elite polarization, *Political Behavior* 32(1): 111–131.
- Linz, J.J. and A. Stepan** (1979), *The Breakdown of Democratic Regimes*, Baltimore: Johns Hopkins University Press.
- Lupu, N.** (2015), Party polarization and mass partisanship: a comparative perspective, *Political Behavior* 37: 331–356.
- McCoy, J., T. Rahman and M. Somer** (2018), Polarization and the global crisis of democracy: common patterns, dynamics, and pernicious consequences for democratic polities, *American Behavioral Scientist* 62(1): 16–42.
- Midlarsky, M.I.** (2011), *Origins of Political Extremism: Mass Violence in the Twentieth Century and Beyond*, Cambridge: Cambridge University Press.
- Miller, J.M., K.L. Saunders and C.E. Farhart** (2016), Conspiracy endorsement as motivated reasoning: the moderating roles of political knowledge and trust, *American Journal of Political Science* 60(4): 824–844.
- Nilsson, A. and J.T. Jost** (2020), The authoritarian-conservatism nexus, *Current Opinion in Behavioral Sciences* 34: 148–154.
- Norris, P., H.A. Garnett and M. Grömping** (2020), The paranoid style of American elections: explaining perceptions of electoral integrity in an age of populism, *Journal of Elections, Public Opinion and Parties* 30(1): 105–125.
- Pardos-Prado, S. and P. Riera** (2016), The attitudinal implications of the cartel party thesis: Ideological convergence and political efficacy in contemporary democracies, in F. Müller-Rommel and F. Casal Bértoa (eds), *Party Politics and Democracy in Europe: Essays in Honour of Peter Mair*, Abingdon: Routledge, pp. 83–100.
- Plane, D.L. and J. Gershtenson** (2004), ‘Candidates’ ideological locations, abstention, and turnout in U.S. midterm Senate elections’, *Political Behavior* 26: 69–93.
- Przeworski, A.** (2019), *Crises of Democracy*, Cambridge: Cambridge University Press.
- Rabinowitz, G. and S.E. Macdonald** (1989), A directional theory of issue voting, *The American Political Science Review* 83(1): 93–121.
- Rico, G.** (2010), La formación de identidades partidistas en Europa: más allá de la teoría de converse, in M. Torcal (ed.), *La Ciudadanía Europea en el Siglo XXI. Estudio Comparado de Sus Actitudes, Opinión Pública y Comportamiento Político*, Madrid: Centro de Investigaciones Sociológicas, pp. 143–174.
- Ridge, H.M.** (2021), Just like the others: party differences, perception, and satisfaction with democracy, *Party Politics. Forthcoming*.
- Rodon, T.** (2017), When the kingmaker stays home: revisiting the ideological bias on turnout, *Party Politics*, 23: 148–159.
- Rosema, M. and C.E. de Vries** (2011), Assessing the quality of European democracy: are voters voting correctly? in M. Rosema, B. Denters and K. Aarts (eds), *How Democracy Works: Political Representation and Policy Congruence in Modern Societies (Essays in Honour of Jacques Thomassen)*, Amsterdam: Amsterdam University Press/Pallas Publications, pp. 199–219.
- Ross, N.** (2019), Generalized additive models in R: a free interactive course. Retrieved 1 March 2021 from <https://noamross.github.io/gams-in-r-course/>
- Sani, G., and G. Sartori** (1983), Polarisation, fragmentation and competition in western democracies, in H. Daalder and P. Mair (eds), *Western European Party Systems: Continuity and Change*, Beverly Hills and London: Sage, pp. 307–340.
- Sartori, G.** (1976), *Parties and Party Systems. A Framework for Analysis*, New York: Cambridge University Press.
- Schedler, A. and R. Sarsfield** (2007), Democrats with adjectives: linking direct and indirect measures of democratic support, *European Journal of Political Research* 46(5): 637–659.

- Schmitt, H. and A. Freire** (2012), 'Ideological polarization: different worlds in east and west', in D. Sanders, P. Magalhães and G. Toka (eds), *Citizens and the European Polity: Mass Attitudes towards the European and National Politics*, Oxford: Oxford University Press, pp. 60–75.
- Schmitt, H. and S. Holmberg** (1995), Political parties in decline? in H.-D. Klingemann and F. Dieter (eds), *Citizens and the State*, Oxford: Oxford University Press, pp. 95–133.
- Schmitt, H. and J. Thomassen** (2009), The European party system after enlargement, in J. Thomassen (ed.), *The Legitimacy of the European Union after Enlargement*, Oxford: Oxford University Press, pp. 23–43.
- Singer, M.** (2016), Elite polarization and the electoral impact of left-right placements: evidence from Latin America, 1995–2009, *Latin American Research Review* 51(2): 174–194.
- Sprong, S., J. Jetten, Z. Wang, K. Peters, F. Mols, M. Verkuyten, B. Bastian, A. Ariyanto, F. Autin, N. Ayub, C. Badea, T. Besta, F. Butera, R. Costa-Lopes, L. Cui, C. Fantini, G. Finchilescu, L. Gaertner, M. Gollwitzer, Á. Gómez, R. González, Y.-Y. Hong, D.H. Jensen, I. Jasinskaja-Lahti, M. Karasawa, T. Kessler, O. Klein, M. Lima, L. Mégevand, T. Morton, P. Paladino, T. Polya, T.A. Renvik, A. Ruza, W. Shahrazad, S. Shama, H.J. Smith, A.R. Torres, A.M. van der Bles and M.J.A. Wohl** (2019), "Our country needs a strong leader right now": economic inequality enhances the wish for a strong leader, *Psychological Science* 30(11): 1625–1637.
- Sulmont, D.** (2021), Political polarization, voting and democratic representativeness: too much or too little? *Electoral Studies* 71. Retrieved 5 December 2021 from <https://doi.org/10.1016/j.electstud.2021.102311>
- Svolik, M.** (2020), When polarization trumps civic virtue: partisan conflict and the subversion of democracy by incumbents, *Quarterly Journal of Political Science* 15(1): 3–31.
- Svolik, M.W.** (2019), "Polarization vs. democracy," *Journal of Democracy* 30(3): 20–32.
- Toner, K., M.R. Leary, M.W. Asher and K.P. Jongman-Sereno** (2013), Feeling superior is a bipartisan issue: extremity (not direction) of political views predicts perceived belief superiority, *Psychological Science* 24(12): 2454–2462.
- Torcal, M.** (2008), "El origen y la evolución del apoyo a la democracia en España. La construcción del apoyo incondicional en las nuevas democracias", *Revista Española de Ciencia Política* 18: 29–65.
- van der Brug, W., M. Franklin, M. Popescu and G. Toka** (2009), Towards a European electorate: one electorate or many? in J. Thomassen (ed.), *The Legitimacy of the European Union after Enlargement*, Oxford: Oxford University Press, pp. 65–88.
- Voeten, E.** (2016), Are people really turning away from democracy? Retrieved 1 May 2021 from https://papers.ssrn.com/sol3/papers.cfm?abstract_id=2882878
- Wagner, M.** (2021), Affective polarization in multiparty systems, *Electoral Studies*, 69. Retrieved 1 May 2021 from <https://doi.org/10.1016/j.electstud.2020.102199>
- Ward, D.G. and M. Tavits** (2019), How partisan affect shapes citizens' perception of the political world, *Electoral Studies* 60. Retrieved 1 May 2021 from <https://doi.org/10.1016/j.electstud.2019.04.009>
- Welzel, C.** (2011), The Asian values thesis revisited: evidence from the world values surveys, *Japanese Journal of Political Science* 12(1): 1–31.
- Welzel, C.** (2013), *Freedom Rising*, Cambridge: Cambridge University Press.
- Wessels, B. and H. Schmitt** (2008), 'Meaningful choices, political supply, and institutional effectiveness', *Electoral Studies* 27: 19–30.
- Westfall, J., L. Van Boven, J.R. Chambers and C.M. Judd** (2015), Perceiving political polarization in the United States: party identity strength and attitude extremity exacerbate the perceived partisan divide, *Perspectives on Psychological Science* 10(2): 145–158.
- Wojcieszak, M.** (2014), Preferences for political decision-making processes and issue publics, *Public Opinion Quarterly* 78(4): 917–939.
- Wood, S.N.** (2006), *Generalized Additive Models: An Introduction with R*, Boca Raton: CRC Press.
- Wuttke, A., K. Gavras and H. Schoen** (2020), Have Europeans grown tired of democracy? New evidence from eighteen consolidated democracies, 1981–2018, *British Journal of Political Science* 52(1): 416–428.
- Zechmeister, E.J. and M. Corral** (2013), Individual and contextual constraints on ideological labels in Latin America, *Comparative Political Studies* 46(6): 675–701.