

This is a repository copy of *Synthesis of Stereoenriched Piperidines via Chemo-Enzymatic Dearomatization of Activated Pyridines*.

White Rose Research Online URL for this paper:

<https://eprints.whiterose.ac.uk/193390/>

Version: Published Version

Article:

Grogan, Gideon James orcid.org/0000-0003-1383-7056, Harawa, Vanessa, Thorpe, Thomas et al. (11 more authors) (2022) Synthesis of Stereoenriched Piperidines via Chemo- Enzymatic Dearomatization of Activated Pyridines. *Journal of the American Chemical Society*. ISSN 1520-5126

<https://doi.org/10.1021/jacs.2c07143>

Reuse

This article is distributed under the terms of the Creative Commons Attribution (CC BY) licence. This licence allows you to distribute, remix, tweak, and build upon the work, even commercially, as long as you credit the authors for the original work. More information and the full terms of the licence here:

<https://creativecommons.org/licenses/>

Takedown

If you consider content in White Rose Research Online to be in breach of UK law, please notify us by emailing eprints@whiterose.ac.uk including the URL of the record and the reason for the withdrawal request.

Synthesis of Stereoenriched Piperidines via Chemo-Enzymatic Dearomatization of Activated Pyridines

Vanessa Harawa, Thomas W. Thorpe, James R. Marshall, Jack J. Sangster, Amelia K. Gilio, Lucian Pirvu, Rachel S. Heath, Antonio Angelastro, James D. Finnigan, Simon J. Charnock, Jordan W. Nafie, Gideon Grogan, Roger C. Whitehead, and Nicholas J. Turner*



Cite This: <https://doi.org/10.1021/jacs.2c07143>



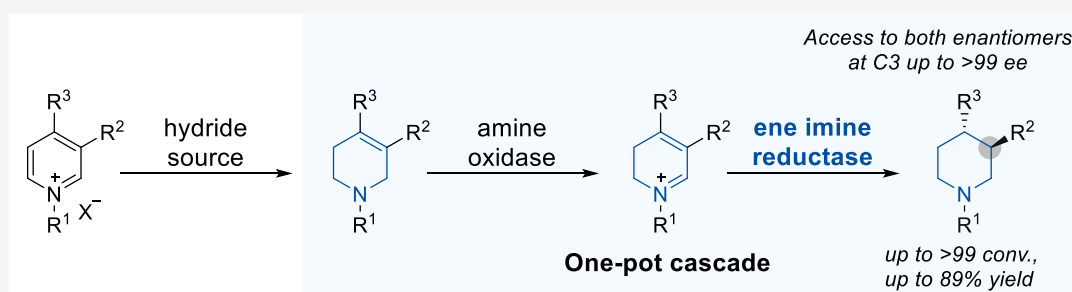
Read Online

ACCESS |

Metrics & More

Article Recommendations

Supporting Information



ABSTRACT: The development of efficient and sustainable methods for the synthesis of nitrogen heterocycles is an important goal for the chemical industry. In particular, substituted chiral piperidines are prominent targets due to their prevalence in medically relevant compounds and their precursors. A potential biocatalytic approach to the synthesis of this privileged scaffold would be the asymmetric dearomatization of readily assembled activated pyridines. However, nature is yet to yield a suitable biocatalyst specifically for this reaction. Here, by combining chemical synthesis and biocatalysis, we present a general chemo-enzymatic approach for the asymmetric dearomatization of activated pyridines for the preparation of substituted piperidines with precise stereochemistry. The key step involves a stereoselective one-pot amine oxidase/ene imine reductase cascade to convert N-substituted tetrahydropyridines to stereo-defined 3- and 3,4-substituted piperidines. This chemo-enzymatic approach has proved useful for key transformations in the syntheses of antipsychotic drugs Preclamol and OSU-6162, as well as for the preparation of two important intermediates in synthetic routes of the ovarian cancer monotherapeutic Niraparib.

INTRODUCTION

The ubiquity of saturated nitrogen heterocycles (*N*-heterocycles) in natural products and pharmaceuticals continues to drive the development of innovative strategies for their efficient synthesis.^{1,2} In particular, chiral piperidines are much sought after structures due to their prevalence as scaffolds in a range of bioactive molecules including market-approved active pharmaceutical ingredients (APIs).³ Nature provides highly efficient biocatalysts for the biosynthesis of *N*-heterocycles,^{4,5} offering high enantio- and regio-selectivity under benign conditions. These biocatalysts have previously enabled the development of one-pot cascade reactions to access stereo-enriched 2-, 2,6-, and 2,3-substituted piperidines.^{6–10} However, the translation of these methods to the corresponding stereo-enriched 3-substituted and 3,4-substituted scaffolds, the core of many important therapeutic compounds (Figure 1A), remains challenging due to difficulties in stereoselectivity control combined with limited availability of suitable starting materials.

Asymmetric chemical synthetic approaches for the preparation of 3-substituted and 3,4-disubstituted piperidines include those based on metalation/cross-coupling,^{11–14} Grignard

Michael addition,¹⁵ ring closure,¹⁶ and transition-metal-catalyzed dearomatization of pyridines.^{17–21} However, limitations are associated with all of these approaches, including high reaction temperatures, sensitivity to moisture, lack of availability of starting materials, and the use of expensive noncommercial chiral ligands.^{11,22} Among reported methods, the catalytic asymmetric dearomatization of pyridines is achieved by quaternization-activation of the pyridine nitrogen, permitting access to mild reduction methods to chiral piperidines (Figure 1B, left).^{17,23–26} Whilst nature has yielded pyridine synthases to prepare pyridines,²⁷ an effective biocatalyst for their dearomatization is yet to be discovered. With this in mind, we sought to combine mild chemical

Received: July 8, 2022

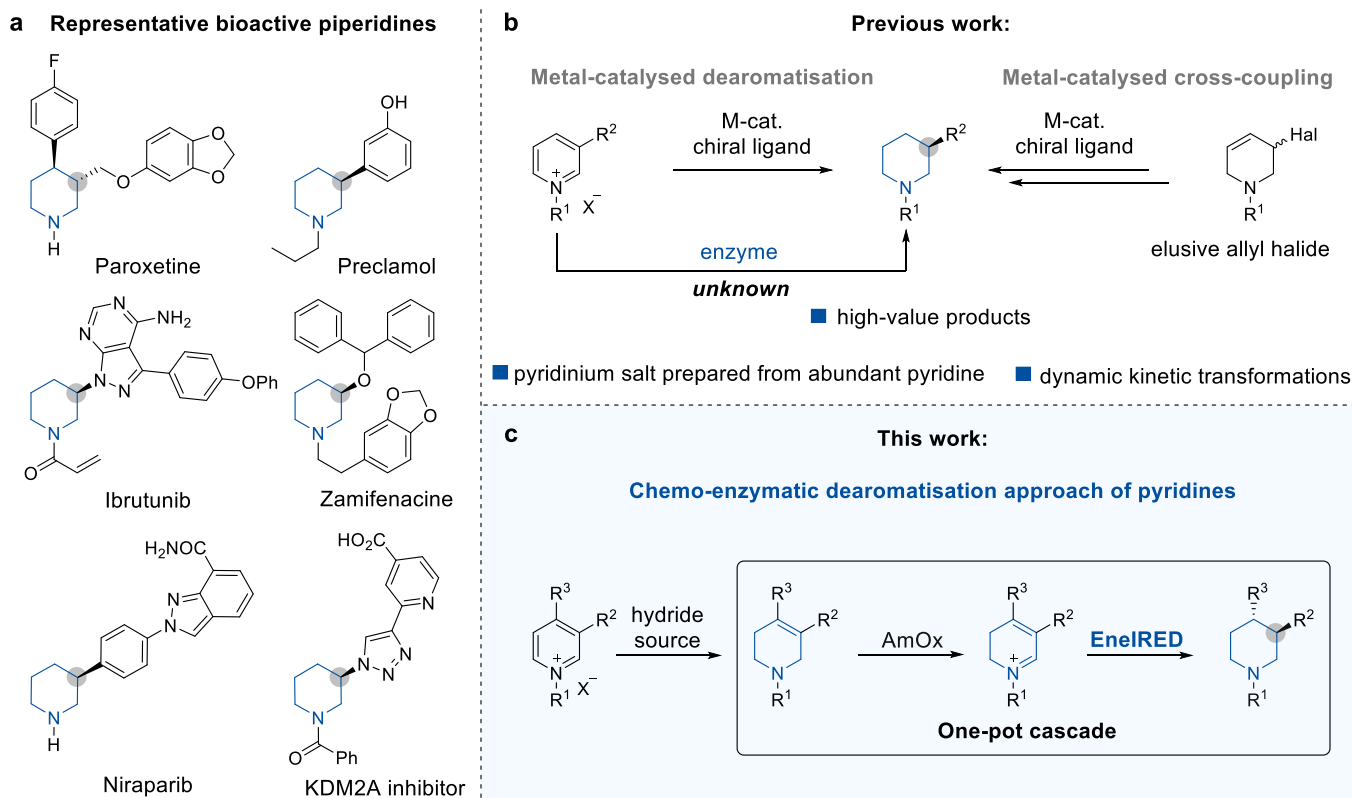


Figure 1. High-value stereo-enriched 3- and 3,4-substituted piperidines and strategies for their synthesis. (a) Representative examples of biologically active chiral substituted piperidines. (b) Previous work: Asymmetric transition-metal-catalyzed synthesis of 3-substituted piperidines. (c) This work: Chemo-enzymatic dearomatization of pyridines for the synthesis of chiral 3- and 3,4-substituted piperidines.

reduction of pyridiniums to tetrahydropyridines (THPs) with the exquisite stereoselectivity of a biocatalytic cascade to reduce the final C=C bond as an efficient strategy for asymmetric dearomatization of activated 3- and 3,4-substituted pyridines (Figure 1C). Biocatalysts with broad substrate scope for the reduction of C=C bonds require the conjugation of the alkene to an electron-withdrawing group. Recently, C=C bonds conjugated to C=N bonds have been shown to undergo full reduction to amines through the combination of ene-reductases (EREDs) and imine reductases (IREDs),⁶ as well as the newly discovered ene imine reductase (EneIREDs).²⁸ We reasoned that biocatalytic oxidation, using an amine oxidase

(AmOx), of the THP in situ would generate the corresponding dihydropyridiniums (DHPs), generating an activated C=C bond conjugated to the C=N bond, which could then be reduced with these biocatalysts to generate a cascade to the desired 3- and 3,4-substituted piperidines. This cascade complements a previous amine oxidase AmOx-IREd deracemization processes in which only amine oxidation and C=N bond reduction take place.^{29,30}

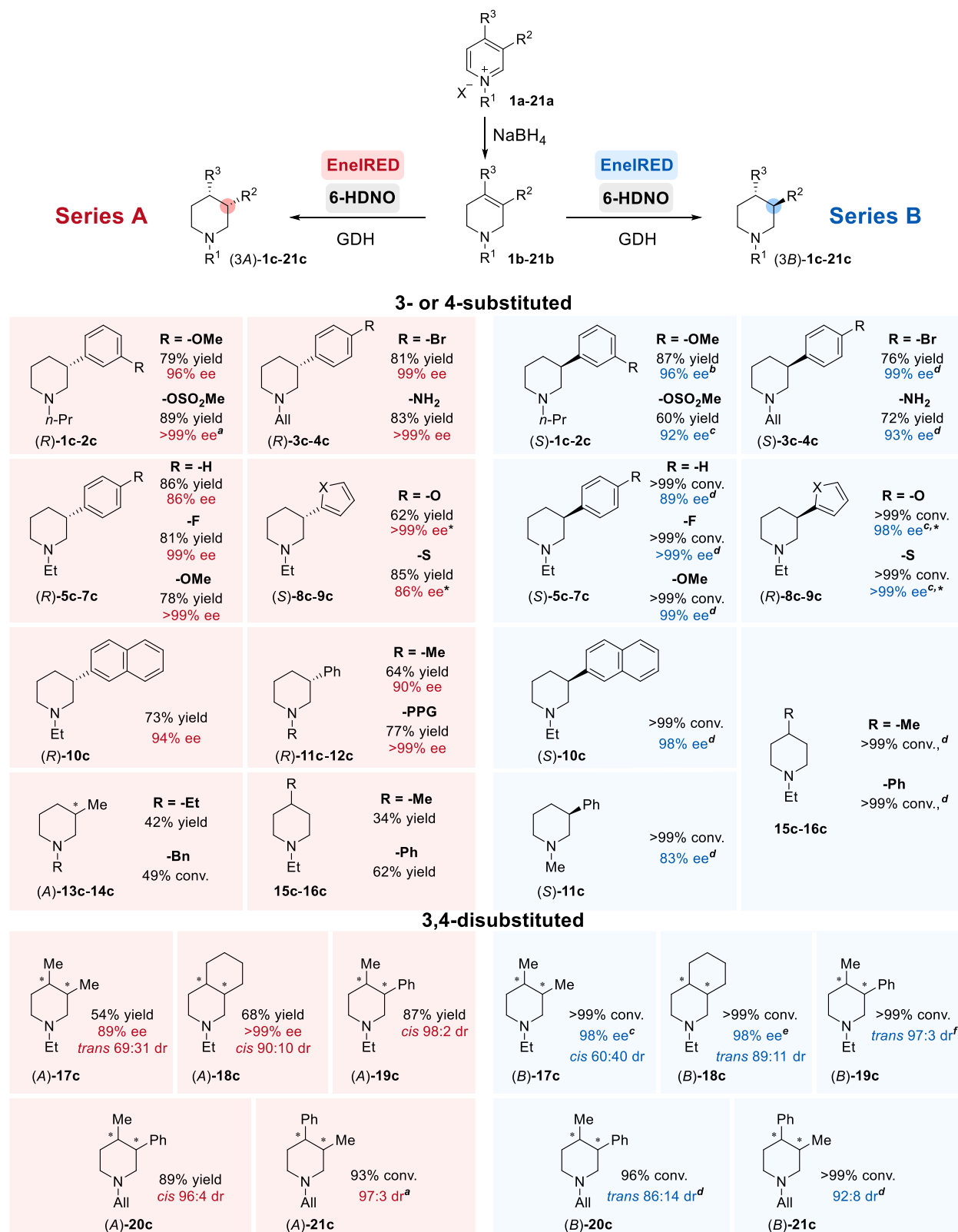
RESULTS AND DISCUSSION

A series of substituted *N*-alkyl THPs **1b-21b** was prepared in good yields (50–90%) from activated pyridines (**1a-21a**) using NaBH₄ as previously reported.³¹ Initially, we explored the conversion of THPs to piperidines using AmOxs in combination with EREDs or EneIREDs (see Supporting Information 2.1.; Figures S1–S5 for the complete list of THPs screened). For the first step, we tested AmOx variants that have been shown to be effective biocatalysts for the

oxidation of *N*-alkyl THPs.^{32,33} The 6-hydroxy-D-nicotine oxidase (6-HDNO) variant, E350L/E352D,³⁴ was found to be effective, with a broad substrate scope, including oxidation of **1b**, a precursor to Preclamol. We next screened for activity for the second step, namely, reduction of the C=C bond of the α,β -unsaturated iminium ion. Whereas the panel of EREDs displayed no activity, the EneIRED from an unidentified *Pseudomonas* sp. (EneIRED-01),²⁸ in combination with 6-HDNO, was effective at reducing a number of THPs and could be used to prepare piperidine (*R*)-**1c** in good yield and with excellent enantioselectivity (see Supporting Information 2.1., Table S1; entry 1–3, $\geq 42\%$ yield, 96% ee).

Next, we set out to identify further EneIREDs that could also generate enantioenriched 3-substituted piperidines. By screening the recently reported metagenomic IRED collection,³⁵ in combination with the 6-HDNO variant, we were able to quickly identify biocatalysts capable of generating either enantiomer of piperidine (*R/S*)-**1c** from THP **1b** (see Supporting Information 2.2., Table S2). From this screen, we organized these EneIREDs into two groups: Series A (red: EneIREDs 01–04) that gave piperidine (*R*)-**1c** (Table S2 up to >99% ee) and Series B (blue: EneIREDs 05–09) that generated the enantiocomplementary piperidine (*S*)-**1c** (Table S2, up to 96% ee).

With effective EneIREDs for the preparation of both enantiomeric series, we probed the substrate scope of the 6-HDNO-EneIRED cascade (Table 1). Enzymes in Series A and B accepted a variety of aryl substituents at the C-3-position of the THP scaffold, affording products **1c-7c** in high yields, conversion, and enantioselectivity. Five-membered heterocyclic 3-substituents such as furan **8c** and thiophene **9c** were also

Table 1. Scope of Chemo-Enzymatic Dearomatization of Activated Pyridines^a

^aSeries A and Series B provide enantiocomplementary stereopreference at C-3. All examples use EneIRED-01 except ^aEneIRED-02, ^bEneIRED-05, ^cEneIRED-06, ^dEneIRED-07, ^eEneIRED-08, and ^fEneIRED-09. *Switch in the Cahn-Ingold-Prelog (CIP) priority. Enantiomeric excess (ee) was determined by chiral high-performance liquid chromatography, supercritical fluid chromatography (SFC), and gas chromatography. See Supporting Information 4 for more details on the absolute configuration determination.

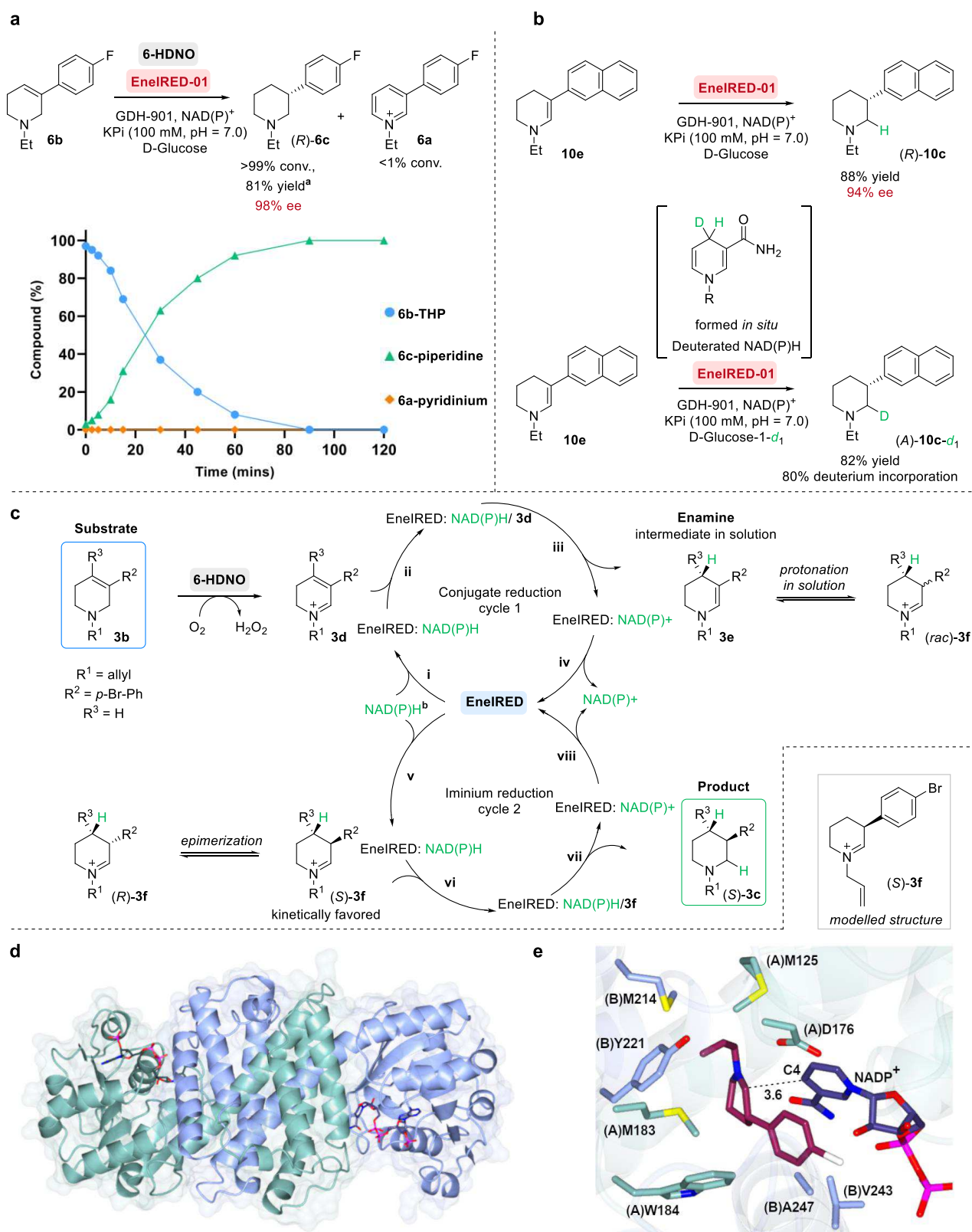


Figure 2. Proposed mechanism for the 6-HDNO-EneRED cascade. (a) Kinetic profile from *in situ* ^{19}F NMR reaction monitoring of THP-6b. ^aReactions run at 1 mmol. (b) Enamine 10e is used to probe the role of this species as an intermediate in the cascade. (c) Proposed catalytic sequence for the AmOxEneRED biocatalytic cascade. ^bTwo equivalents of NAD(P)H consumed to form piperidine. (d) Structure of the dimer of EneRED-07 in the ribbon format with subunits shown in green and blue. NADP⁺ can be seen bound at the two active sites. (e) Active site of EneRED-07 with the (S)-enantiomer of iminium ion intermediate 3f modeled into the active site.

well tolerated ($\geq 62\%$ yield, $\geq 86\%$ ee). Sterically demanding substrates, for example, containing a 2-naphthyl substituent

10b, were also tolerated producing (R)- and (S)-10c in excellent yield and stereoselectivity (73% yield, $>99\%$ conv.,

≥94% ee). Additionally, a variety of *N*-alkyl substituents were accepted forming the piperidine products **1c–12c** in good to excellent yields. Of these, *N*-allyl **3c–4c** and *N*-propargyl **12c** piperidines provide useful synthetic handles that can be easily removed or further functionalized.

More hindered 3,4-disubstituted THPs could also be reduced using the cascade, resulting in the formation of the substrate-dependent *cis* or *trans* isomer. These included substrates in which both substituents were simple alkyl (3,4-dimethyl) **17b** or part of a fused bi-cyclic ring system (octahydroisoquinoline) **18b**. We then probed the tolerance for a combination of alkyl and aryl substituents at C-3 and C-4. 3-Phenyl-4-methyl disubstituted compounds **19b** and **20b** provided the corresponding piperidines (*A*)-**19c** and (*A*)-**20c** in excellent yields and diastereoselectivity (*cis* major; >96:4 dr; ≥87% yield). The system also tolerated the isomeric 3-methyl-4-phenyl disubstituted THP **21c**. In addition to the inversion of stereochemical outcome at the C-3 position (Series A vs Series B), we also discovered some EneIREDs in Series B that provided an inverted diastereomeric configuration of the 3,4-disubstituted piperidines **17c–20c** compared to Series A.

To probe the mechanism of the 6-HDNO-EneIRED cascade, the conversion of THP **6b** to piperidine **6c** was investigated by in situ ¹⁹F NMR reaction monitoring (Figure 2A). After <5 min, formation of piperidine **6c** was apparent and after 60 min, the THP **6b** was completely consumed. In the absence of the EneIRED, 6-HDNO catalyzed the previously reported aromatization of THP **6b** to the corresponding pyridinium ion **6a** (see Supporting Information 2.3., Figure S6, >99% conversion after 24 h).³³ As expected, no direct reduction of the THP **6b** to piperidine **6c** was observed in the absence of 6-HDNO, suggesting that a transiently generated dihydropyridinium (DHP) is the substrate for the EneIRED reduction. Using the cascade with THP-**10b**, we were able to isolate the enamine **10e** before full conversion to the piperidine **10c** (see Supporting Information 5.1., 63% yield), which strongly suggested the participation of this compound in the reaction pathway. Accordingly, enamine **10e** was converted to piperidine **10c** using EneIRED-01 alone, in excellent yield and high enantioselectivity, equivalent to the full cascade with THP-**10b** (Figure 2B, top; 88% yield, 94% ee). Deuterium labeling experiments were also implemented to further elucidate the mechanism of the EneIRED enamine reduction step. Carrying out the reduction of enamine **10e** using EneIRED-01, in the presence of GDH and D-glucose-1-*d*₁ to generate deuterated NAD(P)D in situ, C-2-mono-deuterated **10c-d**₁ was formed (80% deuterium incorporation, 82% yield). This suggests that the enamine intermediate **10e** may undergo protonation to the iminium before NAD(P)H hydride delivery (Figure 2B, bottom and see Supporting Information 5.2.).

A proposed mechanism for the 6-HDNO-EneIRED cascade is outlined in Figure 2C. For illustrative purposes, we have depicted the transformation of THP-**3b** to (*S*)-**3c** as this product is used in the subsequent synthesis of the key intermediate for Niraparib described below. Initially, 6-HDNO oxidation of THP-**3b** results in the activation of the THP C=C bond for EneIRED-catalyzed asymmetric conjugate reduction of DHP-**3d** at the expense of NADPH to generate enamine **3e** (Cycle 1; step iii). This intermediate **3e** is expected to be in equilibrium with chiral iminium **3f** via a nonselective protonation in solution, which has been extensively documented.^{9,36,37} Depending on the EneIRED

employed (Series A or B), the kinetic selective reduction of one enantiomer of chiral iminium **3f** affords the enantioenriched piperidine **3c** as the final product via reduction with a second molecule NADPH (Cycle 2; step vii). In situ epimerization of the enantiomer in **3f** via enamine **3e** enables a dynamic kinetic resolution (DKR) to occur to generate piperidine (*S*)-**3c** mediated by the EneIRED.

Predominantly, EneIREDs in Series A yielded (*R*)-piperidines whilst enzymes in Series B such as EneIRED-07 yielded the (*S*)-product. In order to gain insight into the mode of substrate binding in the active site, we determined the structure of EneIRED-07 from *Micromonospora* sp. Rc5 to a resolution of 2.55 Å in complex with NADP⁺ using X-ray crystallography. Crystals were obtained in the P2₁2₁2 space group and featured six molecules in the asymmetric unit, representing three dimers. EneIRED-07 displays the canonical fold observed for IREDs,^{38,39} with two monomers associating to form two active sites between the *N*-terminal Rossmann domain of one subunit and the C-terminal helical bundle of its neighbor (Figure 2D). Analysis using the DALI server⁴⁰ suggested that the IRED with the most closely related structure was the IRED from *Streptosporangium roseum* (PDB SOCM) with an rmsd of 1.0 Å over 288 Cα atoms. Following building and refinement of the protein atoms, clear omit density was observed in each active site corresponding to the cofactor NADP⁺. The iminium intermediate (*S*)-**3f**, the preferred enantiomer for EneIRED-07 imine reduction, was modeled into the active site using Autodock Vina (Figure 2E).⁴¹ The model suggests that the allyl group of (*S*)-**3f** is bound within a hydrophobic pocket formed by methionine residues M125, M183, and M214 at the rear of the active site as shown; the *para*-bromo-phenyl group projects toward the front of the active site bordered by L180, W184, and the NADP⁺ cofactor. This ligand conformation places the electrophilic carbon approximately 3.6 Å from the NADP⁺ pyridinium ring C4 atom, from which hydride is transferred. Modeling of the (*R*)-enantiomer of **3f** places the allyl group at the base of the active site with less favorable interactions with hydrophilic residues Y225 and D238 (see Supporting Information 7.4., Figure S13).

The absolute configuration of **6c–10c** was verified using VCD (Vibrational Circular Dichroism), a technique available for the determination of stereochemical configuration of chiral molecules in the solution phase.^{42–45} This was accomplished by the comparison of experimental infrared (IR) and VCD spectra to density functional theory (DFT)-calculated spectra of a specific configuration. Because this series of molecules was of low molecular weight with a limited number of low energy conformations (fewer than 10 in each case), four different DFT methods were completed for each compound. We tested two functionals (B3LYP and B3PW91) each with two basis sets (6-31G(d) and cc-pVTZ) to see which would have the best statistical results in each case.⁴⁶ As expected, all five piperidine methods yielded consistent results for each enantiomer, with the best results coming from cc-pVTZ/B3PW91 for piperidines **6c** and **9c**, cc-pVTZ/B3LYP for piperidines **7c** and **8c**, and 6-31G(d)/B3PW91 for piperidine **10c**. Neighborhood similarity values for IR and VCD, as well as confidence level (≥93%) were obtained using BioTools (Jupiter, FL) CompareVOA software (see Supporting Information 4.3., and 12.).^{47,48} Because of the similarity of the chiral core, the VCD experimental spectra were very similar for all tested compounds. Future work could therefore forego the calculations in order to streamline the process.

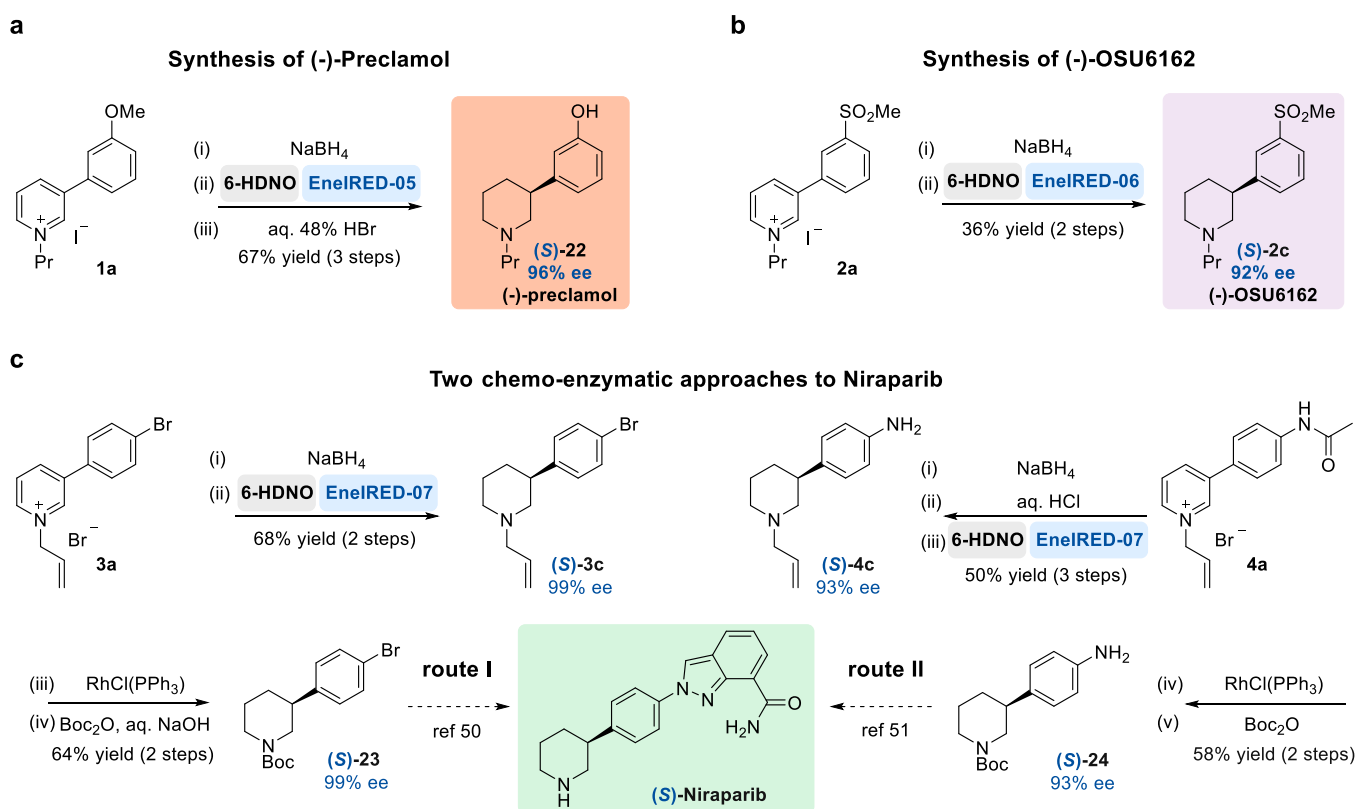


Figure 3. Application of the chemo-enzymatic dearomatization of pyridines for the preparation of APIs. (a) Synthesis of the antipsychotic drug (-)-preclamol. (b) Synthesis of (-)-OSU6162. (c) Two synthetic routes to Niraparib.

Finally, we sought to apply the chemo-enzymatic dearomatization of activated pyridines to several target bioactive molecules (Figure 3). First, we targeted the antipsychotic drug Preclamol. At preparative scale (1 mmol), THP-1b was converted to both (R)-(+)- and (S)-(-)-preclamol 22, using EneIRED-01 and EneIRED-05, respectively. Both enantiomers were prepared in four steps from 3-(3-methoxyphenyl)pyridine and were obtained in $\geq 50\%$ overall yield and with 96% ee (Figure 3A and see Supporting Information S.1.). Next, we carried out the three-step syntheses of both enantiomers of OSU6162 2c, using EneIRED-02 and EneIRED-06, and these were both accomplished in $\geq 36\%$ overall yield and $\geq 92\%$ ee (Figure 3B), respectively.

To further demonstrate the application of the cascade, we synthesized the two intermediates 23 and 24 en route to Niraparib (Figure 3C), the first poly ADP ribose polymerase (PARP) inhibitor to be approved as a first-line monotherapeutic for the maintenance treatment of patients with advanced ovarian cancer.⁴⁹ For route I, we showed that commercially available 3-(4-bromophenyl)pyridine could be efficiently converted to piperidine (S)-3c in just three steps and 61% overall yield (99% ee). This was followed by deallylation and *N*-Boc-protection to yield (S)-23 in 64% yield, a key intermediate in Merck's second-generation synthesis.⁵⁰ Alternatively, in route II, by starting from commercially available 4-(pyridin-3-yl)aniline, we converted pyridinium salt 4a to (S)-24 in 29% overall yield and with 93% ee, a key intermediate in Merck's first-generation synthesis.⁵¹ The general applicability of the method was also showcased by the preparation of the corresponding (R)-enantiomers of both 23 and 24 in good yields and high enantioselectivity (see Supporting Information S.1.).

In summary, we report the development of a versatile and highly efficient chemo-enzymatic dearomatization of activated pyridines for the preparation of stereo-enriched 3- and 3,4-disubstituted piperidines. The 6-HDNO-catalyzed oxidation of readily accessible THPs facilitates EneIRED-catalyzed conjugate reduction and iminium reduction to yield a broad range of chiral piperidines. The short syntheses of both enantiomers of Preclamol and OSU6162, as well as chiral precursors to Niraparib, highlight the flexibility and utility of the method presented, emphasizing the advantages of combining chemical synthesis with biocatalysis for developing new catalytic methods for the preparation of important chiral compounds. Furthermore, the increasing ability to systematically screen large panels of biocatalysts against new targets leads to the rapid identification of enzymes with applications in asymmetric synthesis.

ASSOCIATED CONTENT

Supporting Information

The Supporting Information is available free of charge at <https://pubs.acs.org/doi/10.1021/jacs.2c07143>.

Experimental procedures including characterization of compounds, spectroscopic data of analytical biotransformations, and control experiments (PDF)

AUTHOR INFORMATION

Corresponding Author

Nicholas J. Turner – Department of Chemistry, University of Manchester, Manchester Institute of Biotechnology, Manchester M1 7DN, United Kingdom; orcid.org/0000-

0002-8708-0781; Email: Nicholas.Turner@manchester.ac.uk

Authors

- Vanessa Harawa** – Department of Chemistry, University of Manchester, Manchester Institute of Biotechnology, Manchester M1 7DN, United Kingdom
- Thomas W. Thorpe** – Department of Chemistry, University of Manchester, Manchester Institute of Biotechnology, Manchester M1 7DN, United Kingdom
- James R. Marshall** – Department of Chemistry, University of Manchester, Manchester Institute of Biotechnology, Manchester M1 7DN, United Kingdom
- Jack J. Sangster** – Department of Chemistry, University of Manchester, Manchester Institute of Biotechnology, Manchester M1 7DN, United Kingdom
- Amelia K. Gilio** – Department of Chemistry, University of York, York YO10 5DD, United Kingdom; orcid.org/0000-0003-2834-035X
- Lucian Pirvu** – Department of Chemistry, University of Manchester, Manchester Institute of Biotechnology, Manchester M1 7DN, United Kingdom
- Rachel S. Heath** – Department of Chemistry, University of Manchester, Manchester Institute of Biotechnology, Manchester M1 7DN, United Kingdom
- Antonio Angelastro** – Department of Chemistry, University of Manchester, Manchester Institute of Biotechnology, Manchester M1 7DN, United Kingdom
- James D. Finnigan** – Prozomix, Haltwhistle NE49 9HA, United Kingdom
- Simon J. Charnock** – Prozomix, Haltwhistle NE49 9HA, United Kingdom
- Jordan W. Nafie** – BioTools, Inc., Jupiter, Florida 33478, United States
- Gideon Grogan** – Department of Chemistry, University of York, York YO10 5DD, United Kingdom; orcid.org/0000-0003-1383-7056
- Roger C. Whitehead** – Department of Chemistry, University of Manchester, Manchester Institute of Biotechnology, Manchester M1 7DN, United Kingdom; orcid.org/0000-0003-2910-4033

Complete contact information is available at:
<https://pubs.acs.org/10.1021/jacs.2c07143>

Notes

The authors declare no competing financial interest.

ACKNOWLEDGMENTS

N.J.T. is grateful to the ERC for the award of an Advanced Grant (Grant no. 742987). V.H. acknowledges a DTP award from the UK Biotechnology and Biological Sciences Research Council (BBSRC). T.W.T. is supported by a CASE award from the BBSRC and Pfizer (BB/M011208/1). J.R.M. is supported by a CASE award from the UK Industrial Biotechnology Innovation Centre (IBioIC) and BBSRC. J.J.S. is supported by the Centre of Excellence for Biocatalysis, Biotransformations and Biocatalytic Manufacture (CoEBio3). A.K.G. is supported by a CASE award from Pfizer. L.P. is supported by European Research Council (ERC) (Grant no. 742987). R.S.H. is supported by the ERC and the UK Engineering and Physical Sciences Research Council (EPSRC), BBSRC, and AstraZeneca (EP/S005226/1). A.A. is supported by the EPSRC, BBSRC, and AstraZeneca (EP/

S005226/1). We thank Dr. Sam Hart and Dr. Johan P. Turkenburg for assistance with X-ray data collection and the Diamond Light Source for access to beamline I03 under proposal number mx-24948.

REFERENCES

- (1) Taylor, R. D.; MacCoss, M.; Lawson, A. D. G. Rings in Drugs. *J. Med. Chem.* **2014**, *57*, 5845–5859.
- (2) Baumann, M.; Baxendale, I. R. An Overview of the Synthetic Routes to the Best Selling Drugs Containing 6-Membered Heterocycles. *Beilstein J. Org. Chem.* **2013**, *9*, 2265–2319.
- (3) Vitaku, E.; Smith, D. T.; Njardarson, J. T. Analysis of the Structural Diversity, Substitution Patterns, and Frequency of Nitrogen Heterocycles among U. S. FDA Approved Pharmaceuticals. *J. Med. Chem.* **2014**, *57*, 10257–10274.
- (4) O'Hagan, D. Pyrrole, Pyrrolidine, Pyridine, Piperidine and Tropane Alkaloids (1998 to 1999). *Nat. Prod. Rep.* **2000**, *17*, 435–446.
- (5) Joule, J. A. Natural Products Containing Nitrogen Heterocycles—Some Highlights 1990–2015. In *Advances in Heterocyclic Chemistry*; Elsevier Ltd, 2016; Vol. 119, pp. 81–106.
- (6) Thorpe, T. W.; France, S. P.; Hussain, S.; Marshall, J. R.; Zawodny, W.; Mangas-Sanchez, J.; Montgomery, S. L.; Howard, R. M.; Daniels, D. S. B.; Kumar, R.; Parmeggiani, F.; Turner, N. J. One-Pot Biocatalytic Cascade Reduction of Cyclic Enamines for the Preparation of Diastereomerically Enriched N-Heterocycles. *J. Am. Chem. Soc.* **2019**, *141*, 19208–19213.
- (7) Simon, R. C.; Fuchs, C. S.; Lechner, H.; Zepeck, F.; Kroutil, W. Concise Chemoenzymatic Three-Step Total Synthesis of Isosolenopsin through Medium Engineering. *Eur. J. Org. Chem.* **2013**, 3397–3402.
- (8) Simon, R. C.; Zepeck, F.; Kroutil, W. Chemoenzymatic Synthesis of All Four Diastereomers of 2,6-Disubstituted Piperidines through Stereoselective Monoamination of 1,5-Diketones. *Chem. –A Eur. J.* **2013**, *19*, 2859–2865.
- (9) France, S. P.; Hussain, S.; Hill, A. M.; Hepworth, L. J.; Howard, R. M.; Mulholland, K. R.; Flitsch, S. L.; Turner, N. J. One-Pot Cascade Synthesis of Mono- and Disubstituted Piperidines and Pyrrolidines Using Carboxylic Acid Reductase (CAR), ω -Transaminase (ω -TA), and Imine Reductase (IRED) Biocatalysts. *ACS Catal.* **2016**, *6*, 3753–3759.
- (10) Hepworth, L. J.; France, S. P.; Hussain, S.; Both, P.; Turner, N. J.; Flitsch, S. L. Enzyme Cascades in Whole Cells for the Synthesis of Chiral Cyclic Amines. *ACS Catal.* **2017**, *7*, 2920–2925.
- (11) Schäfer, P.; Palacin, T.; Sidera, M.; Fletcher, S. P. Asymmetric Suzuki-Miyaura Coupling of Heterocycles via Rhodium-Catalysed Allylic Arylation of Racemates. *Nat. Commun.* **2017**, *8*, 15762.
- (12) Jia, T.; Cao, P.; Wang, B.; Lou, Y.; Yin, X.; Wang, M.; Liao, J. A Cu/Pd Cooperative Catalysis for Enantioselective Allylboration of Alkenes. *J. Am. Chem. Soc.* **2015**, *137*, 13760–13763.
- (13) Zhou, Y.; Liu, C.; Wang, L.; Han, L.; Hou, S.; Bian, Q.; Zhong, J. A Concise Enantioselective Synthesis of (S)-Preclamol via Asymmetric Catalytic Negishi Cross-Coupling Reaction. *Synlett* **2019**, *30*, 860–862.
- (14) Antermite, D.; Affron, D. P.; Bull, J. A. Regio- and Stereoselective Palladium-Catalyzed C(Sp³)-H Arylation of Pyrrolidines and Piperidines with C(3) Directing Groups. *Org. Lett.* **2018**, *20*, 3948–3952.
- (15) Chamorro-Arenas, D.; Nolasco-Hernández, A. A.; Fuentes, L.; Quintero, L.; Sartillo-Piscil, F. Transition-Metal-Free Multiple Functionalization of Piperidines to 4-Substituted and 3,4-Disubstituted 2-Piperidinones. *Chem. –A Eur. J.* **2020**, *26*, 4671–4676.
- (16) Zhou, L.; Tay, D. W.; Chen, J.; Leung, G. Y. C.; Yeung, Y. Y. Enantioselective Synthesis of 2-Substituted and 3-Substituted Piperidines through a Bromoaminocyclization Process. *Chem. Commun.* **2013**, *49*, 4412–4414.
- (17) Renom-Carrasco, M.; Gajewski, P.; Pignataro, L.; de Vries, J. G.; Piarulli, U.; Gennari, C.; Lefort, L. Asymmetric Hydrogenation of

- 3-Substituted Pyridinium Salts. *Chem. –A Eur. J.* **2016**, *22*, 9528–9532.
- (18) Thorberg, S. O.; Gawell, L.; Csöreg, I.; Nilsson, J. L. G. Large Scale Synthesis and Absolute Configuration of (–)-3-Ppp, a Selective Dopamine Autoreceptor Agonist. *Tetrahedron* **1985**, *41*, 129–139.
- (19) Li, W.; Yang, H.; Li, R.; Lv, H.; Zhang, X. Kinetic Resolution of Racemic 3,4-Disubstituted 1,4,5,6-Tetrahydropyridine and 3,4-Disubstituted 1,4-Dihydropyridines via Rh-Catalyzed Asymmetric Hydrogenation. *ACS Catal.* **2020**, *10*, 2603–2608.
- (20) Kubota, K.; Watanabe, Y.; Hayama, K.; Ito, H. Enantioselective Synthesis of Chiral Piperidines via the Stepwise Dearomatization/Borylation of Pyridines. *J. Am. Chem. Soc.* **2016**, *138*, 4338–4341.
- (21) Lei, A.; Chen, M.; He, M.; Zhang, X. Asymmetric Hydrogenation of Pyridines: Enantioselective Synthesis of Nipecotic Acid Derivatives. *Eur. J. Org. Chem.* **2006**, *2006*, 4343–4347.
- (22) Busacca, C. A.; Fandrick, D. R.; Song, J. J.; Senanayake, C. H. Transition Metal Catalysis in the Pharmaceutical Industry. In *Applications of Transition Metal Catalysis in Drug Discovery and Development*; John Wiley & Sons, Inc.: Hoboken, NJ, USA, 2012; pp. 1–24.
- (23) Ye, Z.-S.; Chen, M.-W.; Chen, Q.-A.; Shi, L.; Duan, Y.; Zhou, Y.-G. Iridium-Catalyzed Asymmetric Hydrogenation of Pyridinium Salts. *Angew. Chem. Int. Ed.* **2012**, *124*, 10328–10331.
- (24) Kita, Y.; Imuro, A.; Hida, S.; Mashima, K. Iridium-Catalyzed Asymmetric Hydrogenation of Pyridinium Salts for Constructing Multiple Stereogenic Centers on Piperidines. *Chem. Lett.* **2014**, *43*, 284–286.
- (25) Chang, M.; Huang, Y.; Liu, S.; Chen, Y.; Krska, S. W.; Davies, I. W.; Zhang, X. Asymmetric Hydrogenation of Pyridinium Salts with an Iridium Phosphole Catalyst. *Angew. Chem. Int. Ed.* **2014**, *53*, 12761–12764.
- (26) Qu, B.; Mangunuru, H. P. R.; Tcyrulnikov, S.; Rivalti, D.; Zatulochayaya, O. V.; Kurouski, D.; Radomkit, S.; Biswas, S.; Karyakarte, S.; Fandrick, K. R.; Sieber, J. D.; Rodriguez, S.; Desrosiers, J.-N.; Haddad, N.; McKellop, K.; Pennino, S.; Lee, H.; Yee, N. K.; Song, J. J.; Kozlowski, M. C.; Senanayake, C. H. Enantioselective Synthesis of α -(Hetero)Aryl Piperidines through Asymmetric Hydrogenation of Pyridinium Salts and Its Mechanistic Insights. *Org. Lett.* **2018**, *20*, 1333–1337.
- (27) Bogart, J. W.; Bowers, A. A. Thiopeptide Pyridine Synthase TbtD Catalyzes an Intermolecular Formal Aza-Diels-Alder Reaction. *J. Am. Chem. Soc.* **2019**, *141*, 1842–1846.
- (28) Thorpe, T. W.; Marshall, J. R.; Harawa, V.; Ruscoe, R. E.; Cuetos, A.; Finnigan, J. D.; Angelastro, A.; Heath, R. S.; Parmeggiani, F.; Charnock, S. J.; Howard, R. M.; Daniels, D. S. B.; Grogan, G.; Turner, N. J. Multifunctional Biocatalyst for Conjugate Reduction and Reductive Amination. *Nature* **2022**, *604*, 86–91.
- (29) Heath, R. S.; Pontini, M.; Hussain, S.; Turner, N. J. Combined Imine Reductase and Amine Oxidase Catalyzed Deracemization of Nitrogen Heterocycles. *ChemCatChem* **2016**, *8*, 117–120.
- (30) Ju, S.; Qian, M.; Li, J.; Xu, G.; Yang, L.; Wu, J. A Biocatalytic Redox Cascade Approach for One-Pot Deracemization of Carboxyl-Substituted Tetrahydroisoquinolines by Stereoinversion. *Green Chem.* **2019**, *21*, 5579–5585.
- (31) Baldwin, J. E.; Bischoff, L.; Claridge, T. D. W.; Heupel, F. A.; Spring, D. R.; Whitehead, R. C. An Approach to the Manzamine Alkaloids Modelled on a Biogenetic Theory. *Tetrahedron* **1997**, *53*, 2271–2290.
- (32) Kalgutkar, A. S.; Castagnoli, N. Synthesis of Novel MPTP Analogs as Potential Monoamine Oxidase B (MAO-B) Inhibitors. *J. Med. Chem.* **1992**, *35*, 4165–4174.
- (33) Toscani, A.; Risi, C.; Black, G. W.; Brown, N. L.; Shaaban, A.; Turner, N. J.; Castagnolo, D. Monoamine Oxidase (MAO-N) Whole Cell Biocatalyzed Aromatization of 1,2,5,6-Tetrahydropyridines into Pyridines. *ACS Catal.* **2018**, *8*, 8781–8787.
- (34) Heath, R. S.; Pontini, M.; Bechi, B.; Turner, N. J. Development of an R-Selective Amine Oxidase with Broad Substrate Specificity and High Enantioselectivity. *ChemCatChem* **2014**, *6*, 996–1002.
- (35) Marshall, J. R.; Yao, P.; Montgomery, S. L.; Finnigan, J. D.; Thorpe, T. W.; Palmer, R. B.; Mangas-Sanchez, J.; Duncan, R. A. M.; Heath, R. S.; Graham, K. M.; Cook, D. J.; Charnock, S. J.; Turner, N. J. Screening and Characterization of a Diverse Panel of Metagenomic Imine Reductases for Biocatalytic Reductive Amination. *Nat. Chem.* **2021**, *13*, 140–148.
- (36) Hai, Y.; Chen, M.; Huang, A.; Tang, Y. Biosynthesis of Mycotoxin Fusaric Acid and Application of a PLP-Dependent Enzyme for Chemoenzymatic Synthesis of Substituted L-Pipecolic Acids. *J. Am. Chem. Soc.* **2020**, *142*, 19668–19677.
- (37) Chen, M.-W.; Cai, X.-F.; Chen, Z.-P.; Shi, L.; Zhou, Y.-G. Facile Construction of Three Contiguous Stereogenic Centers via Dynamic Kinetic Resolution in Asymmetric Transfer Hydrogenation of Quinolines. *Chem. Commun.* **2014**, *50*, 12526–12529.
- (38) Rodríguez-Mata, M.; Frank, A.; Wells, E.; Leipold, F.; Turner, N. J.; Hart, S.; Turkenburg, J. P.; Grogan, G. Structure and Activity of NADPH-Dependent Reductase Q1EQE0 from *Streptomyces Kanamyceticus*, Which Catalyses the R-Selective Reduction of an Imine Substrate. *ChemBioChem* **2013**, *14*, 1372–1379.
- (39) Aleku, G. A.; France, S. P.; Man, H.; Mangas-Sanchez, J.; Montgomery, S. L.; Sharma, M.; Leipold, F.; Hussain, S.; Grogan, G.; Turner, N. J. A Reductive Aminase from *Aspergillus Oryzae*. *Nat. Chem.* **2017**, *9*, 961–969.
- (40) Holm, L. Benchmarking Fold Detection by DaliLite v.5. *Bioinformatics* **2019**, *35*, 5326–5327.
- (41) Trott, O.; Olson, A. J. AutoDock Vina: Improving the Speed and Accuracy of Docking with a New Scoring Function, Efficient Optimization, and Multithreading. *J. Comput. Chem.* **2009**, *31*, 455–461.
- (42) He, Y.; Bo, W.; Dukor, R. K.; Nafie, L. A. Determination of Absolute Configuration of Chiral Molecules Using Vibrational Optical Activity: A Review. *Appl. Spectrosc.* **2011**, *65*, 699–723.
- (43) Merten, C.; Golub, T. P.; Kreienborg, N. M. Absolute Configurations of Synthetic Molecular Scaffolds from Vibrational CD Spectroscopy. *J. Org. Chem.* **2019**, *84*, 8797–8814.
- (44) Polavarapu, P. L.; Santoro, E. Vibrational Optical Activity for Structural Characterization of Natural Products. *Nat. Prod. Rep.* **2020**, *37*, 1661–1699.
- (45) O'Connor, T. J.; Mai, B. K.; Nafie, J.; Liu, P.; Toste, F. D. Generation of Axially Chiral Fluoroallenes through a Copper-Catalyzed Enantioselective β -Fluoride Elimination. *J. Am. Chem. Soc.* **2021**, *143*, 13759–13768.
- (46) Devlin, F. J.; Stephens, P. J.; Cheeseman, J. R.; Frisch, M. J. Ab Initio Prediction of Vibrational Absorption and Circular Dichroism Spectra of Chiral Natural Products Using Density Functional Theory: α -Pinene. *J. Phys. Chem. A* **1997**, *101*, 9912–9924.
- (47) Polavarapu, P. L.; Covington, C. L. Comparison of Experimental and Calculated Chiroptical Spectra for Chiral Molecular Structure Determination. *Chirality* **2014**, *26*, 539–552.
- (48) Debie, E.; De Gussem, E.; Dukor, R. K.; Herrebout, W.; Nafie, L. A.; Bultinck, P. A Confidence Level Algorithm for the Determination of Absolute Configuration Using Vibrational Circular Dichroism or Raman Optical Activity. *ChemPhysChem* **2011**, *12*, 1542–1549.
- (49) Lord, C. J.; Ashworth, A. PARP Inhibitors: Synthetic Lethality in the Clinic. *Science* **2017**, *355*, 1152–1158.
- (50) Chung, C. K.; Bulger, P. G.; Kosjek, B.; Belyk, K. M.; Rivera, N.; Scott, M. E.; Humphrey, G. R.; Limanto, J.; Bachert, D. C.; Emerson, K. M. Process Development of C–N Cross-Coupling and Enantioselective Biocatalytic Reactions for the Asymmetric Synthesis of Niraparib. *Org. Process Res. Dev.* **2014**, *18*, 215–227.
- (51) Wallace, D. J.; Baxter, C. A.; Brands, K. J. M.; Bremeyer, N.; Brewer, S. E.; Desmond, R.; Emerson, K. M.; Foley, J.; Fernandez, P.; Hu, W.; Keen, S. P.; Mullens, P.; Muzzio, D.; Sajonz, P.; Tan, L.; Wilson, R. D.; Zhou, G.; Zhou, G. Development of a Fit-for-Purpose Large-Scale Synthesis of an Oral PARP Inhibitor. *Org. Process Res. Dev.* **2011**, *15*, 831–840.