



UvA-DARE (Digital Academic Repository)

The prototype X-ray binary GX 339-4

using TeV γ -rays to assess LMXBs as Galactic cosmic ray accelerators

Kantzas, D.; Markoff, S.; Lucchini, M.; Ceccobello, C.; Grinberg, V.; Connors, R.M.T.; Uttley, P.

DOI

[10.1093/mnras/stac004](https://doi.org/10.1093/mnras/stac004)

Publication date

2022

Document Version

Final published version

Published in

Monthly Notices of the Royal Astronomical Society

License

CC BY

[Link to publication](#)

Citation for published version (APA):

Kantzas, D., Markoff, S., Lucchini, M., Ceccobello, C., Grinberg, V., Connors, R. M. T., & Uttley, P. (2022). The prototype X-ray binary GX 339-4: using TeV γ -rays to assess LMXBs as Galactic cosmic ray accelerators. *Monthly Notices of the Royal Astronomical Society*, 510(4), 5187-5198. <https://doi.org/10.1093/mnras/stac004>

General rights





It is not permitted to download or to forward/distribute the text or part of it without the consent of the author(s) and/or copyright holder(s), other than for strictly personal, individual use, unless the work is under an open content license (like Creative Commons).

Disclaimer/Complaints regulations

If you believe that digital publication of certain material infringes any of your rights or (privacy) interests, please let the Library know, stating your reasons. In case of a legitimate complaint, the Library will make the material inaccessible and/or remove it from the website. Please Ask the Library: <https://uba.uva.nl/en/contact>, or a letter to: Library of the University of Amsterdam, Secretariat, Singel 425, 1012 WP Amsterdam, The Netherlands. You will be contacted as soon as possible.

UvA-DARE is a service provided by the library of the University of Amsterdam (<https://dare.uva.nl>)

The prototype X-ray binary GX 339–4: using TeV γ -rays to assess LMXBs as Galactic cosmic ray accelerators

D. Kantzas ^{1,2}★ S. Markoff ^{1,2} M. Lucchini ^{1,3} C. Ceccobello,⁴ V. Grinberg,^{5,6} R. M. T. Connors ⁷ and P. Uttley¹

¹Anton Pannekoek Institute for Astronomy (API), University of Amsterdam, Science Park 904, NL-1098 XH Amsterdam, the Netherlands

²Gravitational AstroParticle Physics Amsterdam (GRAPPA), University of Amsterdam, Science Park 904, NL-1098 XH Amsterdam, the Netherlands

³MIT Kavli Institute for Astrophysics and Space Research, Massachusetts Institute of Technology, Cambridge, MA 02139, USA

⁴Department of Space, Earth and Environment, Chalmers University of Technology, Onsala Space Observatory, SE-439 92 Onsala, Sweden

⁵Institute for Astronomy und Astrophysics, University of Tübingen, Sand 1, D-72076 Tübingen, Germany

⁶European Space Agency (ESA), European Space Research and Technology Centre (ESTEC), Keplerlaan 1, NL-2201 AZ Noordwijk, the Netherlands

⁷Cahill Center for Astronomy and Astrophysics, California Institute of Technology, 1200 California Boulevard, Pasadena, CA 91125, USA

Accepted 2022 January 3. Received 2022 January 3; in original form 2021 March 19

ABSTRACT

Since the discovery of cosmic rays (CRs) over a century ago, their origin remains an open question. Galactic CRs with energy up to the knee (10^{15} eV) are considered to originate from supernova remnants, but this scenario has recently been questioned due to lack of TeV γ -ray counterparts in many cases. Extragalactic CRs, on the other hand, are thought to be associated with accelerated particles in the relativistic jets launched by supermassive accreting black holes at the centre of galaxies. Scaled down versions of such jets have been detected in X-ray binaries hosting a stellar black hole (BHXBs). In this work, we investigate the possibility that the smaller scale jets in transient outbursts of low-mass BHXBs could be sources of Galactic CRs. To better test this scenario, we model the entire electromagnetic spectrum of such sources focusing on the potential TeV regime, using the ‘canonical’ low-mass BHXB GX 339–4 as a benchmark. Taking into account both the leptonic radiative processes and the γ -rays produced via neutral pion decay from inelastic hadronic interactions, we predict the GeV and TeV γ -ray spectrum of GX 339–4 using lower frequency emission as constraints. Based on this test-case of GX 339–4, we investigate whether other, nearby low-mass BHXBs could be detected by the next-generation very-high-energy γ -ray facility the Cherenkov Telescope Array, which would establish them as additional and numerous potential sources of CRs in the Galaxy.

Key words: acceleration of particles – radiation mechanisms: non-thermal – X-rays: individual: GX 339–4.

1 INTRODUCTION

Accreting supermassive black holes located at the centres of galaxies are the most powerful engines in the Universe, and some of the most interesting laboratories to investigate the physics of extreme gravity. Of particular importance are those active galactic nuclei (AGNs) that exhibit relativistic and collimated jets. The underlying physics that unites the accretion of black holes with the large-scale jets is still an unanswered problem. These relativistic jets are considered powerful enough to accelerate particles to very high energy, making them likely a source of extragalactic cosmic rays (CRs) that reach energies of at least 10^{19} eV (Hillas 1984; Abbasi et al. 2018; Perrone 2020).

CRs are elementary particles and/or atoms of extraterrestrial origin. The resulting CR spectrum covers 10 orders of magnitudes in particle energy and shows two very well-known characteristic spectral features where the slope changes. The first one is the ‘knee’ that is located around 10^{15} eV, and the second feature is the ‘ankle’ that is located around 10^{17} eV. Current models assume that CRs up to the knee are produced within the Milky Way, while CRs from above the ankle are of extragalactic origin (Hillas 1984; Drury 2012;

Blasi 2013). Supernova remnants have long been considered the dominant source of Galactic CRs based on their size and measured magnetic fields (Hillas 1984; Völk, Berezhko & Ksenofontov 2003; Vink 2012; Ackermann et al. 2013), but due to the lack of TeV γ -ray counterparts the debate is still open (Aharonian, Yang & de Oña Wilhelmi 2019). Given the ability of AGN jets to accelerate CRs, another promising alternative source could be the Galactic jets launched in X-ray binaries comprised of a stellar accreting black hole and a companion star (BHXBs; Mirabel & Rodríguez 1994; Fender 2001; McClintock et al. 2006). Such Galactic jets share the physical properties of AGN jets but on much smaller scales (Heinz & Sunyaev 2002; Romero et al. 2003; Fender, Maccarone & van Kesteren 2005; Romero & Orellana 2005; Romero & Vila 2008; Vila & Romero 2010; Vila et al. 2012; Pepe, Vila & Romero 2015; Cooper et al. 2020; Kantzas et al. 2020).

The presence of jets in low-mass BHXBs is transient, and is tightly connected to the properties of the accretion flow. In the so-called hard state, BHXBs display a flat or inverted radio-to-IR spectrum associated with jet synchrotron emission analogous to AGN jets (Blandford & Königl 1979; Hjellming & Johnston 1988; Falcke & Biermann 1995; Markoff, Falcke & Fender 2001; Fender et al. 2006; Corbel et al. 2003, 2012). BHXBs transit from quiescent to hard and

* E-mail: d.kantzas@uva.nl

soft states within ‘human-like’ time-scales, hence we can observe the jet launching and jet quenching in real-time (see e.g. Russell et al. 2020). The dynamical time-scales are roughly proportional to the mass of the black hole, so it would take typically millions of times longer to detect similar state transitions in AGN.

Accelerated particles in AGN jets are the source of the non-thermal radiation detected over the entire electromagnetic spectrum, from radio to TeV γ -rays (see e.g. Tavecchio, Maraschi & Ghisellini 1998; Celotti, Ghisellini & Chiaberge 2001; Aharonian 2004; Georganopoulos et al. 2006; Marscher et al. 2008; Ghisellini, Tavecchio & Ghirlanda 2009). However, the exact radiative mechanism has been under debate for a long time because it is tightly connected to the jet composition and the exact particle acceleration mechanism, which remain debated. Two scenarios are generally considered depending on the jet launching mechanism. First, a purely leptonic jet powered by the black hole spin (Blandford & Znajek 1977) may accelerate electrons/positrons that are responsible for the entire multiwavelength spectrum (Maraschi, Ghisellini & Celotti 1992; Dermer & Schlickeiser 1993; Blandford & Levinson 1995; Levinson & Blandford 1995; Marcowith, Henri & Pelletier 1995; Böttcher & Schlickeiser 1997; Georganopoulos, Aharonian & Kirk 2002; Ghisellini et al. 2010). Second, a lepto-hadronic jet powered by the accretion disc (Blandford & Payne 1982) (or which starts out leptonic and entrains hadronic mass) may accelerate leptons and baryons that contribute in different energy bands via different mechanisms (Mannheim 1993; Rachen & Biermann 1993; Mücke et al. 2003; Böttcher et al. 2013; Liodakis & Petropoulos 2020).

Recent GeV observations of the high-mass BHXBs Cygnus X–3 (Tavani et al. 2009) and Cygnus X–1 (Tavani et al. 2009; Malyshev, Zdziarski & Chernyakova 2013; Zanin et al. 2016), and TeV observations of SS 433 (Abeysekara et al. 2018) suggest that some Galactic jets can accelerate particles to high energy. However, it is not known whether all BHXBs, especially the more abundant population of low-mass BHXBs can routinely produce γ -rays. Until now, only the high-mass BHXBs that are characterized by the presence of a strong stellar wind that interacts with the jet have been detected in the GeV and TeV bands (see e.g. Bodaghee et al. 2013). It is thus important to investigate whether the far more populous low-mass BHXBs can also produce γ -rays. In this paper, we approach this question by studying the ‘canonical’ low-mass BHBX source GX 339–4, extending our previous work on the ‘canonical’ high-mass BHBX Cygnus X–1 (Kantzas et al. 2020). Similar to AGN jets, the emitting mechanism responsible for any γ -rays remains unclear, with both leptonic and hadronic processes considered feasible. We are also interested in exploring how the different composition scenarios may affect the jet dynamics and the interpretation of the jet properties.

In this work, we employ a multizone jet model to study the hadronic interactions within the jets, as well as the effect on the dynamics and the electromagnetic signature of low-mass BHBX jets. We examine the bright outburst of GX 339–4 in 2010 to model the radio-to-X-ray spectrum with the goal of predicting the TeV radiation originating in the jets. Using the case of GX 339–4 as a model, we assess the likelihood of other, closer low-mass BHXBs to be potential sources for the next-generation γ -ray facilities, particularly the Cherenkov Telescope Array (CTA). Such TeV emission may be the signature of efficient CR acceleration inside the BHBX jets, and hence the entire Galactic population of BHBX jets may contribute to the Galactic CR spectrum.

In Section 2, we discuss the physical properties of GX 339–4 and its spectral behaviour. In Section 3, we describe the model we use to study the spectrum of GX 339–4. We present our results in

Section 4, discuss their implication in Section 5 and come to our final conclusions in Section 6.

2 GX 339–4

GX 339–4 is a ‘canonical’ low-mass BHBX discovered in 1973 (Markert et al. 1973). It undergoes outbursts every two-to-three years that last from a few weeks to months (Belloni et al. 1999; Corbel & Fender 2002; Corbel et al. 2003; Zdziarski et al. 2004; Homan et al. 2005; Belloni et al. 2006; Motta, Belloni & Homan 2009; Corbel et al. 2012). During outbursts, GX 339–4 rises out of quiescence and launches compact jets that contribute to the radio-to-optical spectrum as the source continues into the hard state (Corbel et al. 2000, 2003, 2012; Fender 2001; Corbel & Fender 2002; Fender, Belloni & Gallo 2004; Homan et al. 2005; Casella et al. 2010; Gandhi et al. 2011). Such consistent, repetitive behaviour along with extensive and often simultaneous multiwavelength monitoring makes GX 339–4 a perfect target to better understand the properties of relativistic jets.

Although GX 339–4 is a well-studied source, its physical parameters are not well constrained because of the weakness of its companion star. Based on optical photometry the orbital period is estimated to be between 14.8 and 16.8 h (Callanan et al. 1992; Cowley et al. 2002, respectively). The inclination angle is still unknown but is constrained to <60 deg because of the lack of eclipsing (Cowley et al. 2002), and the lack of a detection of the companion star means the mass of the black hole is also uncertain. Various current estimates put the mass (in M_{\odot}) between 4 and 16 (Shidatsu et al. 2011), 5.8 ± 0.8 for an orbital period of 1.75 d (Hynes et al. 2003), >7 (Muñoz Darias, Casares & Martínez-Pais 2008) or 9.8 for a mass function of $1.91 \pm 0.08 M_{\odot}$ (Heida et al. 2017). We adopt the most recent value of $M_{\text{bh}} = 9.8 M_{\odot}$ of Heida et al. (2017). Hynes et al. (2004) set the distance of GX 339–4 higher than 6 kpc, and Zdziarski et al. (2004) derived a value of 8 kpc while Parker et al. (2016) found a distance of 8 ± 0.9 kpc, which is the distance we adopt here.

2.1 Observational constraints in the hard state

GX 339–4 has been detected in the optical bands, but the origin of this emission is still not clear. Tetarenko et al. (2020) recently studied its multiwavelength emission and concluded that the optical emission in bright outbursts like the one of 2010 cannot originate exclusively from irradiation of the accretion disc, because unreasonable amounts of energy would be required. Thermal synchrotron emission from the base of the jets could then be considered a good candidate for the optical emission. On the other hand, GX 339–4 shows a flat-spectrum in the radio with a spectral break in the IR band that corresponds to the transition of optically thick to optically thin synchrotron emission (Corbel & Fender 2002; Gandhi et al. 2011). Extrapolating the optically thin IR emission to the X-ray band, significantly underpredicts the optical flux (Maitra et al. 2009; Gandhi et al. 2011; Tetarenko et al. 2019). Hence, if the optical emission originates in the jets, it must come from a different region compared to the IR (Markoff et al. 2003; Corbel et al. 2013).

Reflection features, including a broad iron emission line, are also evident in the X-ray spectrum of GX 339–4 (Nowak, Wilms & Dove 2002; Fürst et al. 2015; García et al. 2015, 2019; Parker et al. 2016; Dzielak et al. 2019). A jet synchrotron component that is beamed perpendicularly away from the accretion disc is very unlikely to produce significant relativistic reflection (Markoff & Nowak 2004; Reig & Kylafis 2021). Furthermore, Uttley et al. (2011) studied the energy-dependent time-lags and found that the instabilities in the accretion disc may be responsible for driving the continuum

Table 1. The observational multiwavelength data we use in this work. $^a \text{mJy} = 10^{-26} \text{ erg cm}^{-2} \text{ s}^{-1} \text{ Hz}^{-1}$.

Observatory	log Frequency (Hz)		log Energy (eV)		Flux Density (mJy ^a)		Reference
ATCA	9.74	9.94	−4.64	−4.44	10.2 ± 0.1	11.3 ± 0.1	Corbel et al. 2012
WISE	13.13	13.41	−1.25	−0.97	87 ± 8	80 ± 7	Gandhi et al. 2011
	13.81	13.95	−0.57	−0.43	64 ± 5	55 ± 4	
SMARTS	14.25	14.40	−0.13	0.01	47 ± 5	50 ± 5	Buxton et al. 2012
	14.57	14.73	0.18	0.35	54 ± 5	92 ± 29	
SWIFT/RXT	17.08–18.0		2.7–3.7		0.2 at 3 keV		Corbel et al. 2012
RXTE/PCA	17.9–18.9		3.5–4.5		0.2 at 3 keV		Corbel et al. 2012

variability on short and longer-than-second time-scales. The large time-lags are due to the traveltime between the illuminating region and the disc where the X-rays are reprocessed, and can be only tens of gravitational radii at most. That indicates that the X-ray continuum should be governed by a single component, and a thermal corona close to the black hole could sufficiently explain it (but also see Mahmoud, Done & De Marco 2019, for a two-component corona).

Based on these results, we approach the modelling assuming the most conservative case for the jet power: that the radio through IR up to the break is self-absorbed synchrotron from the extended jets, the optical emission is synchrotron emission from thermal particles at the base of the jets, and that the X-ray reflecting power law is from a separate coronal region.

2.2 Observational data

In this work, we use archival quasi-simultaneous data to model the multiwavelength spectrum of GX 339–4 from radio to X-rays during the hard state of the 2010 outburst. We use the radio data obtained by the Australian Telescope Compact Array (ATCA) on MJD 55263 (Corbel et al. 2012), IR data obtained by the Wide-field Infrared Survey Explorer (WISE) on MJD 55266 (Gandhi et al. 2011), optical data obtained by the Small & Moderate Aperture Research Telescope System (SMARTS) on MJD 55263, and X-rays from the *Neil Gehrels Swift Observatory*/X-ray Telescope (*Swift*/XRT) on MJD 55262 (Corbel et al. 2012) and *Rossi X-ray Timing Explorer*/Proportional Counter Array (*RXTE*/PCA) on MJD 55263 (Corbel et al. 2012). We use the 0.5–4.0 keV XRT and the 3–45 keV PCA X-ray data. The IR data are not simultaneous and were obtained 3 d later, but we use them because they show a spectral break crucial for our interpretation of the whole spectrum (see below). There was no significant variability in this time, hence this is a decent assumption to combine these data (Corbel et al. 2012, 2013; Connors et al. 2019). We also use the upper limits in the GeV band set by the *Fermi*/Large Area Telescope (LAT) γ -ray telescope during the 2010 outburst to further constrain the highest energy regime of the spectrum (Bodaghee et al. 2013). We provide the energy/frequency ranges and the corresponding flux density of all the data we use in Table 1.

3 MODELLING

In this section, we briefly discuss our model, focusing on the interpretation of the free parameters we fit for. A more detailed description of the model can be found in Kantzas et al. (2020) and in Lucchini et al. (2022).

3.1 Jet properties

We assume that two compact jets are launched by the accreting black hole with jet base radius R_0 . The power injected into the jets in the

comoving frame L_{jet} defines the number density of the cold (non-relativistic) protons in the plasma at the base of the jets as,

$$n_0 = \frac{L_{\text{jet}}}{2\beta_{0,s}\Gamma_{0,s}c\pi R_0^2(m_p c^2 + \langle\gamma_e\rangle m_e c^2(1 + 1/\beta))}, \quad (1)$$

where $\beta_{0,s}\Gamma_{0,s}c$ is the comoving velocity of the plasma in the jet base assumed to be equal to the speed of sound in a relativistic fluid (Falcke & Biermann 1995; Markoff et al. 2008; Crumley et al. 2017; Lucchini et al. 2022), $\beta = U_e/U_B$ is the plasma beta where U_e is the energy density of the electrons and U_B is the magnetic field energy density. For simplicity, we assume equal number density of electrons and protons, but we discuss the implication of this assumption in Section 5. We further assume that the electron population at the jet base is injected in a thermal Maxwell–Jüttner (MJ) distribution with a peak-energy of $2.23 k_B T_e$.

We vary the plasma beta at the jet base to define the strength of the magnetic field, which scales inversely with distance along the jet z . Assuming the electron enthalpy is not significant, we define the magnetization of the jet as

$$\sigma = \frac{B_0^2}{4\pi n_0 m_p c^2}, \quad (2)$$

where B_0 is the strength of the magnetic field at the jet base. We do not consider any particular magnetic field configuration (toroidal or poloidal) but merely describe the magnetic field by its total strength B .

3.2 Particle acceleration

At some distance z_{diss} along the jet axis, energy is dissipated into accelerating a fraction of the thermal particles into a non-thermal power law. We assume that the accelerated particles carry a fixed fraction of the jet power, and in particular, we conservatively fix the power of the non-thermal leptons to be $0.02L_{\text{jet}}$ and of the protons to be $0.05L_{\text{jet}}$.

We allow z_{diss} to vary as a fitted parameter and, for the case of the leptonic populations, we assume constant re-acceleration along the jet, but we constrain the proton acceleration to occur only between z_{diss} and $10z_{\text{diss}}$ in order to limit the required power. Because the most compact part of the jet produces the non-thermal particles, this dissipation region also corresponds to the region where the synchrotron radiation breaks from flat/inverted due to self-absorption, to steep/optically thin. After predictions by Markoff et al. (2001), Corbel & Fender (2002) confirmed that this break typically falls in the NIR band during hard states, and we chose the epoch here because of high-quality observations by Gandhi et al. (2011) that could pinpoint the synchrotron break frequency to be $4.6_{-2.0}^{+3.5} \times 10^{13}$ Hz. To match this frequency, we fix the particle acceleration region at $2600 r_g$ from the black hole (see also Connors et al. 2019).

The accelerated particles follow a power law in energy of the form $dn(E) \propto E^{-p} \times \exp(-E/E_{\max})$. (3)

In principle, the power-law index p depends on the acceleration mechanism and may differ between electrons and protons, but we choose to use the same for both populations for simplicity.

In equation (3), E_{\max} is the maximum particle energy constrained by energy losses and/or escape. In this work, the maximum electron energy is limited by synchrotron losses and the maximum proton energy is limited by the lateral escape from the jet region. The maximum attainable energy is self-consistently calculated along the jet by equating the characteristic time-scales of the losses to the acceleration time-scale. The characteristic acceleration time-scale $t_{\text{acc}} = 4E/(3f_{\text{sc}}c\beta)$ depends on the acceleration efficiency parameter f_{sc} that we take to be close to maximum, namely $f_{\text{sc}} = 0.01$ (Jokipii 1987; Aharonian 2004). We plot the characteristic time-scales versus the particle kinetic energy for the population of the accelerated protons in Appendix A.

The fractional number of accelerated particles with respect to the total number of particles f_{nth} depends on the acceleration mechanism as well. This number may not be constant along the jet. We parametrize the density of the accelerated particles following:

$$n_{\text{nth}} = n_{\text{th}} f_{\text{nth}} \left(\frac{\log_{10}(z_{\text{diss}})}{\log_{10}(z)} \right)^{f_{\text{pl}}}, \quad (4)$$

where $f_{\text{pl}} > 0$ is a free parameter accounting for our ignorance about the exact nature of the dissipation. (n_{nth}) n_{th} is the number density of the (non-)thermal particles. The physical motivation behind such an assumption is the fact that it leads to the characteristic inverted spectrum between radio and optical wavelengths detected in BHXBs (see discussion in Lucchini et al. 2021).

The minimum energy of the accelerated particles depends on the injected distributions in the base. We assume that the minimum energy for accelerated protons is the rest mass energy ($m_p c^2$). This choice is intended purely to limit the number of free parameters; we discuss its implication below. We take the peak of the MJ distribution $2.23k_B T_e$ to be the minimum energy of the accelerated electrons. We further define a heating parameter f_{heat}

$$E_{e,\text{min}} = 2.23 f_{\text{heat}} k_B T_e. \quad (5)$$

The physical motivation behind this assumption is that along with the electron acceleration, some extra heating has been reported by numerical simulations (Sironi & Spitkovsky 2009, 2014; Gedalin et al. 2012; Plotnikov, Pelletier & Lemoine 2013; Sironi, Spitkovsky & Arons 2013; Melzani et al. 2014; Crumley et al. 2017). The value of this parameter is not well constrained, but we set it to be $f_{\text{heat}} < 10$ (Sironi & Spitkovsky 2009, 2011; Crumley et al. 2019).

3.3 Radiative processes

3.3.1 Leptonic processes

Following Kantzas et al. (2020), the leptonic radiative processes we take into account are cyclo-synchrotron radiation and inverse Compton scattering (ICS), where the cyclo-synchrotron photons are further upscattered via the synchrotron-self Compton mechanism (SSC) along the jets. Further photon targets for the ICS are the disc photons. We also take into account a precise treatment of pair production due to photon annihilation and pair annihilation to electron-positron pairs (Coppi & Blandford 1990; Böttcher & Schlickeiser 1997).

3.3.2 Hadronic processes

Accelerated protons interact with the bulk cold protons of the jet and, via proton-proton (pp) interactions, lead to pion production. Neutral pions decay into γ -rays and charged pions into secondary electrons and neutrinos via the muon decay channel (Mannheim & Schlickeiser 1994). Photomeson interactions between the accelerated protons and target photons ($p\gamma$) lead to similar distributions of secondary particles. The target photons we consider here are: the thermal radiation of the accretion disc and the non-thermal radiation originating in the compact jet. Finally, we also account for photopair interactions that lead to the formation of pairs, after the inelastic collision between protons and photons. We use the semi-analytical formalism of Kelner, Aharonian & Bugayov (2006) and Kelner & Aharonian (2008) for pp and $p\gamma$ interactions, respectively. For the full description of the treatment of the cascades, see Kantzas et al. (2020). For the case of GX 339–4, no photon field is significant enough to attenuate the GeV and TeV emission (also see the discussion below).

3.4 Accretion disc and thermal corona

We assume a standard geometrically thin, optically thick accretion disc truncated at some innermost radius R_{in} with temperature T_{in} (Shakura & Sunyaev 1973; Frank et al. 2002). We describe the disc luminosity L_d in terms of Eddington luminosity $L_{\text{Edd}} = 4\pi GM_{\text{bh}} m_p c / \sigma_T$. We further assume the existence of a hot electron plasma of temperature T_{cor} , in a spherical region centred on the black hole, normalized by a radius R_{cor} , and of optical depth $\tau_{\text{cor}} = n_e R_{\text{cor}} \sigma_T$. These hot electrons upscatter the disc photons to higher energies. We require the existence of such a plasma to be able to model both the X-ray spectrum and properly account for the measured hard timing lags as mentioned in Section 1 (and see e.g. Connors et al. 2019, and discussion below).

4 RESULTS

In this section, we present the results for the best fits of our model to the multiwavelength spectrum of GX 339–4. We explore three different model scenarios: one purely leptonic, and two leptohadronic models. For the purely leptonic model, we assume that the non-thermal electrons follow a power law with $p = 2.2$ (Corbel & Fender 2002; Gandhi et al. 2011). For the two hadronic models, we explore both a soft ($p = 2.2$) and a hard ($p = 1.7$) particle power law, respectively. For all models, we fix some common parameters as shown in Table 2. We choose the ratio between the height of the jet base and its radius to be constant and equal to 2 (Maitra et al. 2011; Crumley et al. 2017). The maximum height of the jet is fixed at a large enough value, so it does not influence the spectrum in the radio band via the self-absorption cutoff, and we choose the maximum reasonable particle acceleration efficiency parameter $f_{\text{sc}} = 0.1$, which results in maximum proton energies of the order of tens of TeV in the hadronic models. We tie the truncation radius of the thin accretion disc to the jet base radius to reduce model degeneracy because the disc does not contribute to the electromagnetic spectrum at all. We use the `tbabs` model to account for the neutral photoelectric absorption in the intergalactic medium, using the cross-sections by Verner et al. (1996) and the cosmic abundances by Wilms, Allen & McCray (2000), where the absorption coefficient N_{H} sets the X-ray absorption column. We use the non-relativistic `reflect` function to treat in a simplified way the reflection detected in GX 339–4, parametrized primarily via the reflection fraction $refl = \Omega/2\pi$, which indicates the amplitude of the reflected spectrum (Magdziarz & Zdziarski 1995).

Table 2. The fixed parameters of our models, see text for further discussion. [†]Heida et al. (2017), ^{*}Parker et al. (2016), ^{*}Gandhi et al. (2011), [‡]García et al. (2019), [°]Magdziarz & Zdziarski (1995).

Parameter	Value	Description
$M_{\text{BH}} (M_{\odot})$	9.8	mass of the black hole [†]
θ_{incl}	40°	inclination angle [†]
D (kpc)	8	distance of the source [*]
$h = z_0/R_0$	2	initial jet height to radius ratio
$z_{\text{diss}} (r_g)$	2600	particle acceleration region [*]
$z_{\text{diss, max}}$	$10z_{\text{diss}}$	maximum proton acceleration region
$z_{\text{max}} (r_g)$	10^8	maximum jet height
f_{sc}	0.01	particle acceleration efficiency parameter
P_e/L_{jet}	0.02	power of non-thermal electrons
P_p/L_{jet}	0.05	power of non-thermal protons
$R_{\text{in, disc}}$	R_0	disc innermost radius (see Table 3)
$R_{\text{out, disc}} (r_g)$	10^5	disc outermost radius
$N_{\text{H}} (10^{22} \text{ cm}^{-2})$	0.6	absorption coefficient [‡]
$refl$	0.29	reflection fraction [°]

Table 3. Parameters for the three fitted models, distinguished via the power-law index of the accelerated electrons p_e and protons p_p . We show the free parameters and the 1σ uncertainties as discussed in Section 3 before the double line. Below the double line are indicative evaluated quantities of the plasma magnetization, the magnetic field, the total luminosity of the accelerated proton/electron population, and the maximum energy of the protons/electrons at the particle acceleration region.

Parameter \ model	Leptonic	Hadronic soft	Hadronic hard
p_e	2.2	2.2	1.7
p_p	–	2.2	1.7
$L_{\text{jet}} (10^{-3} L_{\text{Edd}})$	2.5^{+5}_{-2}	70^{+100}	50^{+60}
$L_{\text{jet}} (\times 10^{36} \text{ erg s}^{-1})$	3^{+6}_{-2}	90^{+117}_{-83}	70^{+70}_{-60}
$R_0 (r_g)$	100^{+100}	110^{+100}	90^{+90}
T_e (keV)	1600^{+2400}_{-600}	2100^{+2300}_{-2000}	2000^{+2000}_{-1900}
f_{pl}	4^{+5}_{-3}	4^{+5}_{-3}	4^{+5}_{-3}
f_{heat}	5^{+7}_{-5}	8^{+9}_{-6}	7^{+9}_{-6}
β	$0.2^{+1.5}_{-0.1}$	$0.2^{+0.4}_{-0.1}$	$0.04^{+0.04}$
$L_d (10^{-3} L_{\text{Edd}})$	5^{+9}_{-4}	23^{+24}_{-22}	2^{+3}
T_{cor} (keV)	170^{+200}_{-100}	55^{+350}	60^{+70}_{-50}
$R_{\text{cor}} (r_g)$	300^{+300}_{-200}	160^{+460}_{-155}	460^{+470}_{-440}
τ_{cor}	$0.6^{+0.6}_{-0.4}$	$0.7^{+0.8}_{-0.6}$	$0.7^{+0.7}$
χ^2/DoF	250/233	240.8/233	190/233
σ	1.7	0.03	0.1
B_0 (G)	2×10^5	1×10^6	2×10^5
B (G) @ z_{diss}	1×10^4	6×10^3	1×10^4
$E_{p, \text{max}}$ (eV)	–	2.8×10^{13}	2.7×10^{13}
$E_{e, \text{max}}$ (eV)	1×10^8	5.2×10^{10}	5.3×10^{10}

We choose this simple model in order to minimize the free parameters used to describe the X-ray spectrum, which is well fit by a power law. Our focus is on constraining the jet physics that drives the γ -ray band, thus we retain most of the free parameters for that model.

We use the Interactive Spectral Interpretation System (ISIS; Houck & Denicola 2000) to forward fold the model into X-ray detector space, and to find the statistical best fit to the data presented in Section 2.2. We use the EMCEE function to explore the parameter space using a Markov chain Monte Carlo method (Foreman-Mackey et al. 2013). We initiate 20 walkers per free parameter and perform 10^4 loops. We reject the first 50 per cent of the run as the ‘burn-in’ period. We provide the 1σ uncertainties in Table 3, along with the results of the best fit for each model.

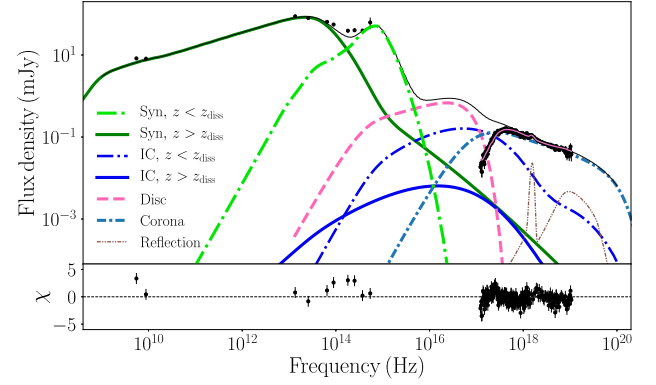


Figure 1. The best fit with the χ -residuals of the multiwavelength spectrum of the 2010 outburst of GX 339–4 assuming a purely leptonic model. The solid black line shows the total intrinsic emission, the red line shows the X-ray absorbed emission, and the rest of the components are explained in the legend.

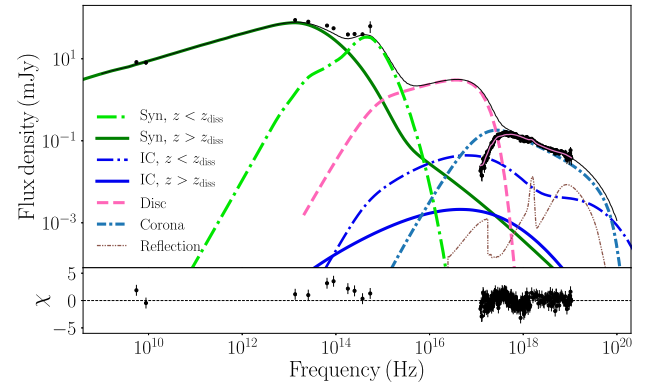


Figure 2. Similar to Fig. 1 but for the lepto-hadronic model with $p_e = 2.2$ and $p_p = 2.2$ power-law index.

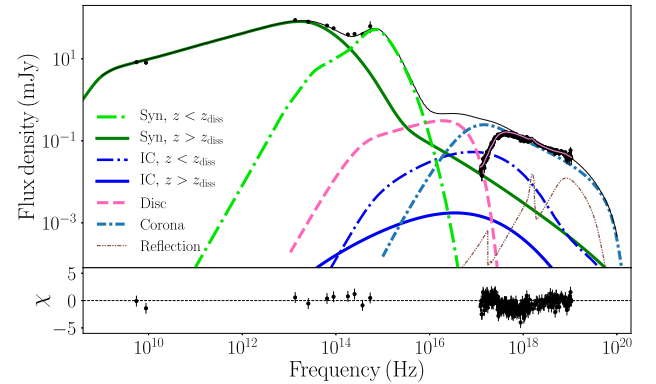


Figure 3. Similar to Fig. 1 but for the lepto-hadronic model with $p_e = 1.7$ and $p_p = 1.7$ power-law index.

In Figs 1–3, we show the best fits of the multiwavelength spectrum of GX 339–4 for the three different models we explore. In Fig. 1, we show the purely leptonic model, whereas in Figs 2 and 3 the results of the lepto-hadronic models.

The unique contribution of the hadronic processes can only be seen in the TeV γ -ray band, because the purely leptonic model cannot produce significant emission at GeV and above. In Figs 4 and 5, we

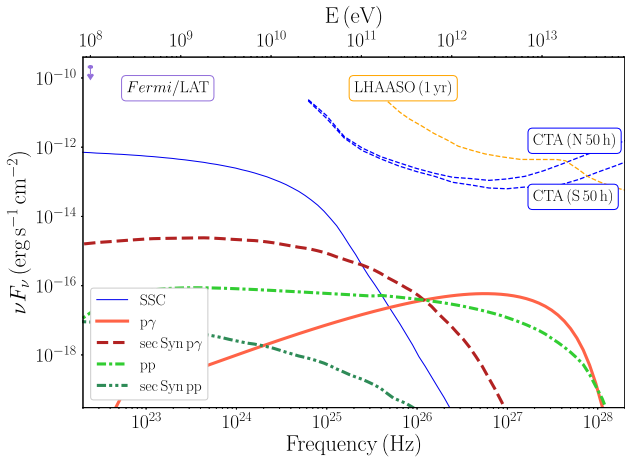


Figure 4. The γ -ray spectrum for the leptohadronic model with $p_e = 2.2$ and $p_p = 2.2$ power-law index. We compare the predicted spectrum to the *Fermi*/LAT upper limits of the 2010 outburst (Bodaghee et al. 2013), the sensitivity of LHAASO after 1 yr of operation (Bai et al. 2019), and the predicted 50-h sensitivity of the North and South site of CTA (from www.cta-observatory.org). The solid red line shows the pion bump from $p\gamma$, the dashed red line shows the synchrotron radiation from secondary leptons from $p\gamma$, the dash-dotted green line shows the pion bump from pp interactions, and the dash-double dotted line shows the synchrotron radiation from secondary leptons from pp .

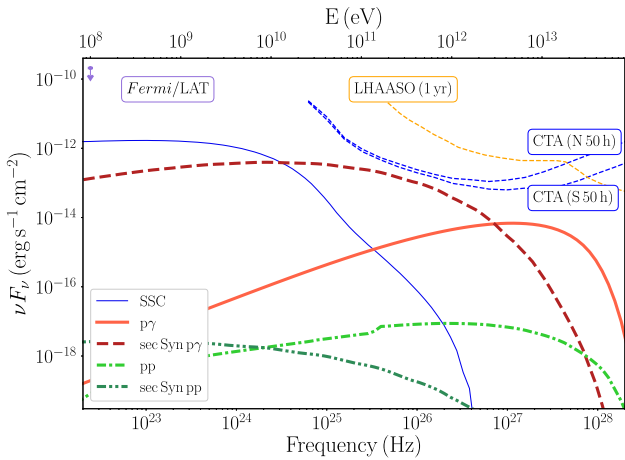


Figure 5. Similar to Fig. 4 but for the leptohadronic model with $p_e = 1.7$ and $p_p = 1.7$ power-law index.

show the predicted GeV to 100 TeV γ -ray spectrum of GX 339–4. The primary-accelerated electrons dominate in the GeV regime via SSC. The hadronic processes dominate in the TeV energy band, in particular, the neutral pion decay from both pp and $p\gamma$ collisions as well as the synchrotron radiation of secondary pairs from the latter. Because we set the acceleration efficiency parameter f_{sc} to a high value, the protons are able to achieve high energies of the order of $\sim 10^{13}$ eV, producing γ -rays of the order of TeV.

5 DISCUSSION

5.1 Multiwavelength spectrum and jet dynamics

Our results with our new leptohadronic multizone jet model confirm earlier results that stratified jets can self-consistently reproduce the

radio-to-X-ray spectrum, together with a thin accretion disc including reflection (Markoff et al. 2001; Zhang et al. 2010; Kylafis & Reig 2018; Connors et al. 2019; Lucchini et al. 2022). However, compared to earlier works (e.g. Markoff, Nowak & Wilms 2005), we can also better reproduce the significantly inverted radio-to-IR spectrum by introducing a decreasing particle acceleration efficiency along the jets (Lucchini et al. 2021). We see, however, in Table 3 that the parameter f_{pl} controlling this effect cannot be well constrained by the data, and we can only set an upper limit.

Apart from particle acceleration, we require significant electron heating of the thermal population (Sironi & Spitkovsky 2009; Gedalin et al. 2012; Plotnikov et al. 2013; Sironi et al. 2013; Melzani et al. 2014; Sironi & Spitkovsky 2014; Crumley et al. 2019) to reproduce both the optical and IR bands as jet synchrotron emission. In particular, we find that the scenario where optical emission originates from the jet base and the IR emission originates from the particle acceleration region z_{diss} is consistent with the data. An alternative scenario is that both the IR and the optical emission originate in a hot flow that consists of thermal and non-thermal electrons (Poutanen & Veledina 2014; Kosenkov et al. 2020), a scenario that better describes the soft states (Kosenkov & Veledina 2018). Further simultaneous IR-to-optical observations in the hard state would be able to test this scenario, as well as simultaneous polarization measurements across the entire optical/IR band (although see e.g. Russell & Fender 2008 for measurements prior to the 2010 outburst).

In both the leptonic and leptohadronic scenarios, the shape of the radio-to-X-ray spectrum of GX 339–4 looks identical and the radiative mechanisms are also the same. The spectral shape is determined primarily by the jet geometry and dynamics, which are similar between the scenarios. However, for the case of the leptohadronic models, where we assume equal number density of accelerated electrons and protons, we require much more power injected into the jet base than for the purely leptonic model, which is a well-known issue with hadronic models (see e.g. Pepe et al. 2015; Abeysekera et al. 2018; Kantzas et al. 2020).

To fit the optical emission with thermal synchrotron emission from the base of the jets while the accelerated particles fit the radio-to-IR, we require high electron temperature. This radiation leads to a curved IC spectrum in the soft X-rays, so another component is required to explain the hard power law. If it can be confirmed that the optical emission is jet synchrotron (via polarization for instance), then the need for a second component to fit the X-rays will be more robust. For this reason, we have added a simple thermal corona model, which together with reflection, can well account for the X-ray spectrum, but is otherwise independent of the jet parameters. In reality, these components should be linked, but it is well known that spectral information alone is often not enough to probe the detailed geometry of the corona, which is the case in our work here as well (see e.g. Del Santo et al. 2008; Droulans et al. 2010; Reig & Kylafis 2015, 2021; Kylafis & Reig 2018; Connors et al. 2019; Cao et al. 2021).

When protons are accelerated, the hadronic interactions contribute with additional flux in the γ -ray regime of the spectrum. For the scenario with a hard proton power-law index of $p_p = 1.7$, producing significant TeV flux detectable by CTA would require a non-physical amount of power dissipated into proton acceleration. By constraining the non-thermal proton power to 5 per cent of the jet power, we see that the TeV flux does not exceed the CTA sensitivity (see Fig. 5). A more typical power-law index of $p_p = 2.2$ produces even less GeV and TeV flux. In addition, both of these models require strongly matter-dominated outflows even at their launching point ($\sigma \lesssim 0.1$). Such a low magnetization raises issues of physicality for these models, since the final bulk Lorentz factor of the flow is

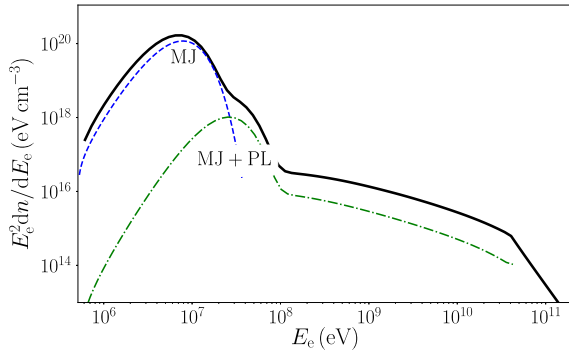


Figure 6. The total electron number density of the jets multiplied by the square of the electron energy for the lepto-hadronic model (solid black line) with $p_e = 1.7$ and $p_p = 1.7$ power-law index. We also show the contribution of the Maxwell–Jüttner distribution at the jet base (MJ; dashed blue line), and the contribution of the MJ plus the power-law tail of accelerated electrons (MJ + PL; dash-dotted green line) at the particle acceleration region z_{diss} .

expected to be of the order of the initial magnetization σ (Komissarov et al. 2007, 2009; Tchekhovskoy, McKinney & Narayan 2008, 2009; Chatterjee et al. 2019). Specifically, BHXB jets consistently show at least mildly relativistic velocities of $\Gamma \sim 2\text{--}3$ in several systems (Mirabel & Rodriguez 1994; Fender 2001; Fender et al. 2004; Casella et al. 2010; Miller-Jones et al. 2012). Such a low initial magnetization would struggle to explain the bulk acceleration of the flow unless further energy is available by, e.g. thermal pressure. However, numerical simulations show that a jet ‘sheath’ forms where the originally Poynting-flux dominated ‘spine’ interacts and entrains the surrounding disc wind, resulting in a region with much lower magnetization (McKinney 2006; Móscibrodzka, Falcke & Shiokawa 2016; Nakamura et al. 2018; Chatterjee et al. 2019). The instabilities that form along this boundary are expected to be sites of reconnection and particle acceleration (Rieger & Duffy 2004; Faganello et al. 2010; Rieger 2019; Sironi, Rowan & Narayan 2021). Thus, although our approach is quite simplistic, it would be consistent with the emission occurring along this boundary as suggested by recent radio observations of AGN jets, such as M87 (Hada et al. 2016) or Cen A (Janssen et al. 2021), and GRMHD simulations (e.g. Móscibrodzka & Falcke 2013; Davelaar et al. 2018). Although BHXB jets cannot be resolved by current facilities, similar scenarios may apply to them since the systems are likely to be governed by the same physical laws (Heinz & Sunyaev 2003; Merloni, Heinz & Di Matteo 2003; Falcke, Körtling & Markoff 2004).

5.2 Particle distributions

In Figs 6 and 7, we plot the total distribution of the primary electrons and protons, respectively, integrated along the jets. The MJ-only distribution at the jet base dominates the lower energy regime, with its peak defined by the free parameter T_e (see Table 3), while the higher energy electrons originate mostly at the first particle acceleration region z_{diss} . The shifting of the thermal peak between the two shows the effect of the f_{heat} parameter. The fact that the slope is steeper than $p_e = 2$ indicates that the synchrotron cooling break occurs below $\sim 10^9$ eV.

In Fig. 8, we plot the differential number density of the secondary pairs from pp and $p\gamma$ for the lepto-hadronic model with $p_p = 2.2$. We also include for comparison the total distribution of the primary pairs of the jets. We note that the secondary pairs from $p\gamma$ are synchrotron

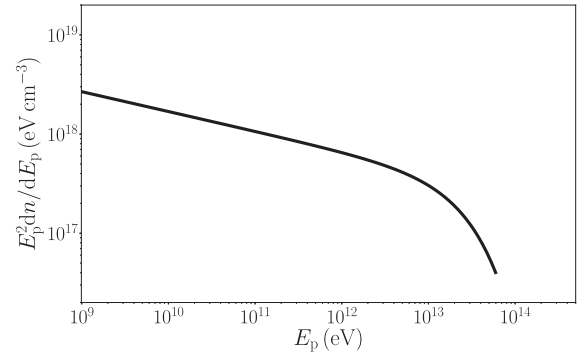


Figure 7. Similar to Fig. 6 but for the population of protons for the lepto-hadronic model with $p_e = 2.2$ and $p_p = 2.2$ power-law index.

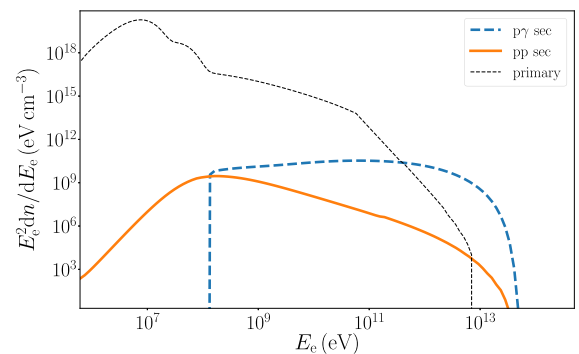


Figure 8. Similar to Fig. 6 but for the secondary pairs of the lepto-hadronic model with $p_e = 2.2$ and $p_p = 2.2$. We also plot the distribution of the primary electrons for comparison.

cooled and hence their spectrum is flat. The excess of particles around $\sim 10^{12}$ eV is responsible for the TeV flux of Fig. 4.

Assuming a maximum value of $f_{\text{sc}} = 0.01$, we see that the compact jets of GX 339–4 can accelerate CRs up to 100 TeV. Consequently, if this is true and moreover the entire population of BHXBs can accelerate CRs up to 100 TeV, then BHXBs may contribute to the Galactic CR spectrum up to the knee depending on their total number (see also Cooper et al. 2020).

5.3 Non-thermal proton power

The uncomfortably high proton powers needed for lepto-hadronic jet models has been a topic of discussion for many years (see e.g. Böttcher et al. 2013; Zdziarski & Böttcher 2015; Kantzas et al. 2020; Liodakis & Petropoulou 2020). As discussed in Section 5.1, given what we see in AGN jet observations and simulations, we would expect proton acceleration to happen primarily at the interface between the spine and the sheath of the jet, a region of limited volume (Rieger & Duffy 2019). In our current set-up, as a first approximation, we can limit the volume where proton acceleration occurs by reducing the extent of this region with respect to the total jet length. In particular, similar to previous studies (Romero & Vila 2008; Vila & Romero 2010; Zhang et al. 2010; Pepe et al. 2015; Hoerbe et al. 2020), we terminate the proton acceleration at a distance $10 z_{\text{diss}}$ from the region where acceleration initiates. As a consequence, we see that even for a hard power-law index of $p_p = 1.7$,

the TeV emission of GX 339–4 due to hadronic processes will not be detectable by CTA, but the energy budget remains within reasonable values.

A further way to constrain the total power of the accelerated protons is by increasing the minimum energy of the accelerated particles (Pepe et al. 2015; Zdziarski & Böttcher 2015). We nevertheless decide to use as the minimum energy for the accelerated leptons the peak of the MJ distribution and for the accelerated protons the rest mass energy (see Section 3), but will explore this in more detailed future work.

Recent high-resolution magnetohydrodynamic simulations have shown that jets can be significantly mass-loaded via instabilities at distances well beyond the launching point (Chatterjee et al. 2019). This progressive mass-loading could significantly reduce the total proton power and make the hadronic models more viable, but this is a project we will pursue in the future.

5.4 γ -ray attenuation on the optical/IR emission

In both lepto-hadronic models, the optical emission is produced in the jet base due to synchrotron emission from the thermal leptons. The GeV-to-TeV γ -ray emission on the other hand, is produced in the particle acceleration region and above, which is located at some distance of $3000 r_g$ from the black hole, two orders of magnitude further away from the jet base. Moreover, the γ -ray is beamed away making it difficult for any attenuation on this optical emission. The IR emission of GX 339–4 is produced in the particle acceleration region where the γ -ray emission originates as well. We therefore examine any γ -ray attenuation on the IR emission.

We calculate the optical depth of a 3 TeV γ -ray that has the maximum likelihood to interact with the ~ 0.08 eV IR emission using equation (16) of Mastichiadis (2002):

$$\tau_{\gamma\gamma} = \frac{R_{\text{diss}}}{4\pi} \int \epsilon_{\text{ph}} n_{\text{ph}}(\epsilon_{\text{ph}}) \int d\Omega (1 - \cos\theta) \sigma_{\gamma\gamma} \approx 10^{-8}, \quad (6)$$

where ϵ_{ph} is the target photon energy and n_{ph} is the target photon number density of the particle acceleration region. Such a small value indicates that the particle acceleration region is optically thin to TeV γ -rays.

5.5 γ -rays from BHBs

Despite the fact that GX 339–4 is considered a ‘canonical’ low-mass BHB, it is also among the most distant ones. There are Galactic low-mass BHBs that are as close as approximately 1–3 kpc, e.g. GRO J0422+32 (Webb et al. 2000; Gelino & Harrison 2003; Hynes 2005), XTE J1118+480 (Gelino et al. 2006; Hernández et al. 2008), XTE J1650–500 (Orosz et al. 2004; Homan et al. 2006), GRO J1655–40 (Hjellming & Rupen 1995; Shahbaz et al. 1999; Beer & Podsiadlowski 2002), GRS 1716–249 (Remillard & McClintock 2006), GS 2000+251 (Casares, Charles & Marsh 1995; Barret, McClintock & Grindlay 1996; Harlaftis, Horne & Filippenko 1996), V404 Cyg (Miller-Jones et al. 2009), VLA J2130+12 (Kirsten et al. 2014; Tetarenko et al. 2016b), Swift J1357.2–0933 (Shahbaz et al. 2013; Torres et al. 2015), MAXI J1348–630 (Chauhan et al. 2021) and many more at unknown distances that might also be as low as 2–3 kpc (see Liu, van Paradijs & van den Heuvel 2007; Kreidberg et al. 2012; Tetarenko et al. 2016a).

For this reason, we also check whether some BHBs at a distance of 3 kpc with the same γ -ray luminosity and spectrum as GX 339–4 could be detected by CTA. Assuming that the jets in this putative source have identical properties to GX 339–4, the γ -ray flux of a

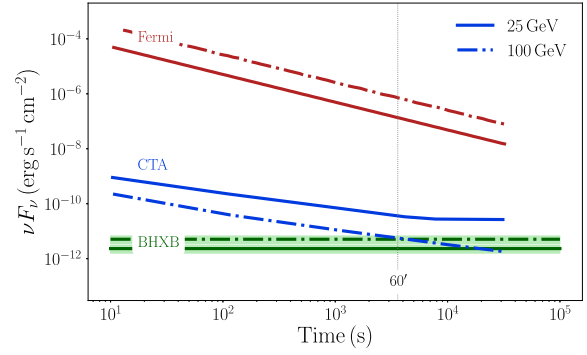


Figure 9. The γ -ray light curves in two energy bins as indicated in the legend. The horizontal green lines indicate the predicted flux of a BHBX with the same luminosity as GX 339–4 but located at a distance of 3 kpc instead. We assume that the accelerated particles follow a power law with index $p_e = 1.7$ and $p_p = 1.7$, and the emitted flux remains constant for one day. CTA can detect such a GeV emission within the first hour of the outburst, but *Fermi*/LAT is not sensitive enough to detect such an outburst.

nearer source scales as $(d_{\text{GX 339-4}}/d_{\text{source}})^2 F_\gamma$, where $d_{\text{GX 339-4}}$ and d_{source} are the distances of GX 339–4 and the source, respectively, and F_γ is the γ -ray flux of GX 339–4. We plot this γ -ray flux in Fig. 9 and compare it to the simulated sensitivity of CTA for various energies, as a function of observation time.¹ The energy range we study here coincides with the energy range of *Fermi*/LAT which as we can see in Fig. 9 is orders of magnitude less sensitive than CTA for short integration times. We assume that the γ -ray flux remains constant for up to one day and its uncertainty is of the order of 30 per cent. We see CTA is sensitive enough to detect the 100 GeV emission of a GX 339–4-like source at 3 kpc distance, with an exposure of approximately 1 h, assuming the emission remains persistent for that long. Consequently, CTA should be able to detect GeV γ -rays from several future bright outbursts of nearby Galactic BHBs assuming that the accelerated particles form hard spectra within the relativistic jets produced at peak hard/hard-intermediate states.

We finally examine a more specific example, in particular that of MAXI J1820+070, which is at 2.96 kpc (Gandhi et al. 2019; Atri et al. 2020). During its outburst in 2018, the source was monitored across the multiwavelength spectrum, from radio to X-rays (Tucker et al. 2018). Here, we merely benchmark the spectral energy distribution instead of optimizing to determine the best fit, with the goal of illustrating the similarities and differences with our results on GX 339–4. We use the radio-to-X-ray spectrum, as presented by Tetarenko et al. (2021). We set the black hole mass at $8.5 M_\odot$ (Torres et al. 2020), the inclination angle at 63° , and the injected jet power at 15 per cent of the Eddington luminosity (Atri et al. 2020). We take the same model parameters we found for the best fit of GX 339–4 for the case of $p_e = p_p = 1.7$ and present the spectral energy distribution of the 2018 outburst in Figs 10 and 11. We see that the radio-to-X-ray spectrum is similar to the one of GX 339–4, namely the radio spectrum is due to non-thermal synchrotron radiation, the optical band is due to thermal synchrotron in agreement with Tetarenko et al. (2021) (although see Veledina et al. 2019 for further contributors), and the X-ray spectrum is due to a thermal corona. In contrast to GX 339–4, the $p\gamma$ emission exceeds the CTA sensitivity in the sub-TeV regime. We further compare our

¹<http://www.cta-observatory.org/science/cta-performance/>

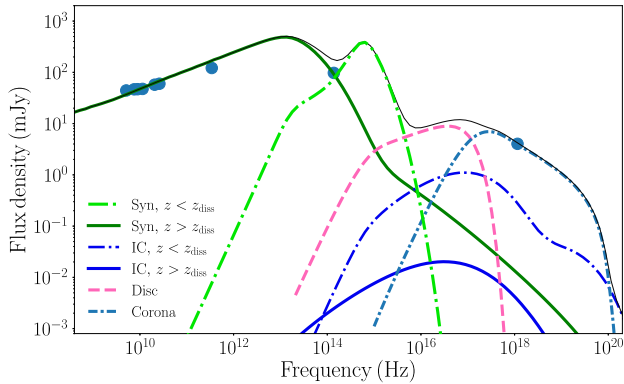


Figure 10. The predicted flux density based on the lepto-hadronic scenario with $p_p = 1.7$ for the 2018 outburst of MAXI J1820+070. We compare the total emitted spectrum to the data of Tetarenko et al. (2021). The rest of the components are the same as in Fig. 1.

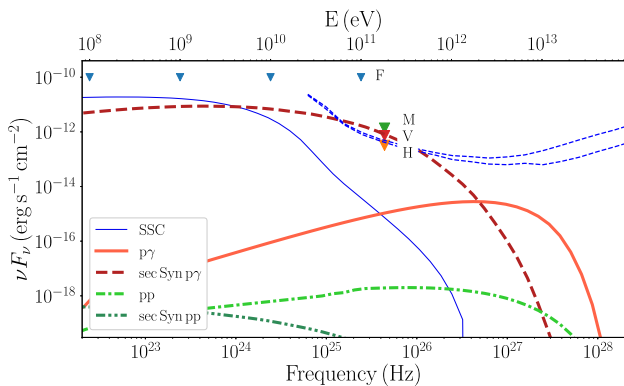


Figure 11. The spectral energy distribution based on the lepto-hadronic scenario with $p_p = 1.7$ for the 2018 outburst of MAXI J1820+070. We compare the total emitted spectrum to the upper limits of *Fermi*/LAT (F), MAGIC (M), VERITAS (V), and HESS (H) from Hoang et al. (2019), and the predicted 50-h sensitivity of the North and South site of CTA (from www.cta-observatory.org). The rest of the components are the same as in Fig. 4.

predicted spectrum in Fig. 11 to the upper limits set by *Fermi*/LAT and the Cherenkov telescopes MAGIC, VERITAS, and HESS (Hoang et al. 2019). We see that the predicted emission exceeds the upper limits of HESS and marginally those of VERITAS, but it is worth mentioning that these upper limits are derived after 26.9 and 12.2 h, respectively (Hoang et al. 2019). We are unable to capture the timing signature of the TeV emission with the current version of our model, but we moreover do not know yet whether the high-energy emission of these sources is persistent for up to 20–30 h (Bodaghee et al. 2013). If MAXI J1820+070’s TeV emission persists for at least a couple of hours during its next outburst, it could then be a possible target-of-opportunity for CTA. Moreover, based on the population-synthesis results of Olejak et al. (2020) and on the recent X-ray observations of Hailey et al. (2018) and Mori et al. (2021), Cooper et al. (2020) estimated that a few thousands BHXBs may reside in the Galactic disc capable of accelerating protons to high energy (also see Fender et al. 2005). If these sources spend approximately 1 per cent of their outburst in the hard to hard-intermediate state (Tetarenko

et al. 2016a), then CTA might be able to detect a few tens of BHXBs in its first years of operation.

In our current analysis, we assume equal number density of electrons and protons in the jets, similar to previous studies (Vila & Romero 2010; Connors et al. 2019). Following this assumption, we derive the jet kinetic power to be $2 \times 10^{37} \text{ erg s}^{-1}$. Tetarenko et al. (2021) though suggest that the jets of MAXI J1820+070 cannot be proton dominated and constrain the ratio of protons to positrons to be ~ 0.6 otherwise the jet kinetic power, which they estimate to be $6 \times 10^{37} \text{ erg s}^{-1}$, may reach 18 times the accretion power. We aim to further study the impact of the pair-to-proton ratio to jet evolution and emission in a forthcoming work.

6 SUMMARY AND CONCLUSIONS

Astrophysical jets are ideal laboratories to understand the underlying physics of particle acceleration and the physical processes responsible for the non-thermal emission. It is still unclear whether BHXB jets can accelerate particles to high enough energy to shine in the γ -ray regime of the electromagnetic spectrum. Such emission strongly depends on the composition of the jets, which remains poorly constrained for either Galactic or extragalactic jets. A possible hadronic composition would support BHXB jets as candidate sources of Galactic CRs and shed light on this long-standing open question. Understanding the jet composition is clearly crucial not only for a better understanding of the non-thermal radiation and total power requirements, but also for our understanding of the jet launching and bulk acceleration properties.

To further understand the properties of Galactic jets and predict any TeV signature, we studied the ‘canonical’ low-mass BHXB GX 339–4 during the bright outburst of 2010. We presented the best fit of our jet model to the multiwavelength emission and found that the whole radio-to-GeV electromagnetic spectrum can be due to primary leptonic processes. To explain both the radio and the IR/Optical bands, we require a heating mechanism similar to what we see in PIC simulations (Sironi & Spitkovsky 2009, 2011; Crumley et al. 2019). We further found that the jets of GX 339–4 can accelerate protons to a non-thermal power law up to a few hundreds of TeV. Depending on the power-law index, we saw that the accelerated protons can produce a strong TeV emission via neutral pion decay and synchrotron radiation of secondary pairs. In the case of a hard power law of protons in particular, we found that the photomeson processes dominate the pp interactions and the synchrotron emission of secondary pairs dominates the sub-TeV band.

GX 339–4 is, however, a distant source, located at 8 kpc and the predicted TeV flux will not be strong enough to be detected by future γ -ray facilities, such as CTA. We rescaled the emitted spectrum to a distance of 3 kpc and compared it to the predicted timing sensitivity of CTA. We find that CTA would be able to detect such emission with an hour of integrated observations in the energy range above 100 GeV, which would be an indication that protons are accelerated into a hard power law. We further tested this scenario by benchmarking the electromagnetic spectrum of a nearby source, such as the newly discovered BHXB MAXI J1820+070. We found that this source might be a potential target-of-opportunity for future CTA observations to hint BHXBs as TeV sources and CR accelerators.

ACKNOWLEDGEMENTS

We would like to thank K. Chatterjee for many fruitful conversations on jet physics and A. López-Oramas for the insightful discussion on γ -ray Astronomy. DK, SM, and ML are grateful for support from the

Dutch Research Council (NWO) VICI grant (no. 639.043.513). CC acknowledges support from the Swedish Research Council (VR). RMTC acknowledges support from NASA grant NNG08FD60C. This research made use of ASTROPY (<http://www.astropy.org>), a community-developed core PYTHON package for Astronomy (Astropy Collaboration 2013; Price-Whelan et al. 2018), MATPLOTLIB (Hunter 2007), NUMPY (Oliphant 2006), SCIPY (Virtanen et al. 2020), ISIS functions (ISISscripts) provided by ECAP/Remeis observatory and MIT (<http://www.sternwarte.uni-erlangen.de/isis/>), and the CTA instrument response functions provided by the CTA Consortium and Observatory (see <http://www.cta-observatory.org/science/cta-performance/> for more details).

DATA AVAILABILITY

All observational data in this paper are publicly available (see Table 1). The output of our model and the plotting scripts are available in Zenodo, at <https://dx.doi.org/>.

REFERENCES

- Abbasi R. U. et al., 2018, *ApJ*, 867, L27
 Abeysekara A. et al., 2018, *Nature*, 562, 82
 Ackermann M. et al., 2013, *Science*, 339, 807
 Aharonian F. A., 2004, Very High Energy Cosmic Gamma Radiation: A Crucial Window on the Extreme Universe. World Scientific Press, Singapore
 Aharonian F., Yang R., de Oña Wilhelmi E., 2019, *Nat. astron.*, 3, 561
 Astropy Collaboration, 2013, *A&A*, 558, A33
 Atri P. et al., 2020, *MNRAS*, 493, L81
 Bai X. et al., 2019, preprint ([arXiv:1905.02773](https://arxiv.org/abs/1905.02773))
 Barret D., McClintock J. E., Grindlay J. E., 1996, *ApJ*, 473, 963
 Beer M. E., Podsiadlowski P., 2002, *MNRAS*, 331, 351
 Belloni T., Méndez M., van der Klis M., Lewin W. H. G., Dieters S., 1999, *ApJ*, 519, L159
 Belloni T. et al., 2006, *MNRAS*, 367, 1113
 Blandford R., Königl A., 1979, *ApJ*, 232, 34
 Blandford R. D., Levinson A., 1995, *ApJ*, 441, 79
 Blandford R. D., Payne D. G., 1982, *MNRAS*, 199, 883
 Blandford R. D., Znajek R. L., 1977, *MNRAS*, 179, 433
 Blasi P., 2013, *Nucl. Phys. B*, 239, 140
 Bodaghee A., Tomsick J. A., Pottschmidt K., Rodriguez J., Wilms J., Pooley G. G., 2013, *ApJ*, 775, 98
 Böttcher M., Schlickeiser R., 1997, *A&A*, 325, 866
 Böttcher M., Reimer A., Sweeney K., Prakash A., 2013, *ApJ*, 768, 54
 Buxton M. M., Bailyn C. D., Capelo H. L., Chatterjee R., Dinçer T., Kalemci E., Tomsick J. A., 2012, *AJ*, 143, 130
 Callanan P. J., Charles P. A., Honey W. B., Thorstensen J. R., 1992, *MNRAS*, 259, 395
 Cao Z., Lucchini M., Markoff S., Connors R. M. T., Grinberg V., 2022, *MNRAS*, 509, 2517
 Casares J., Charles P. A., Marsh T. R., 1995, *MNRAS*, 277, L45
 Casella P. et al., 2010, *MNRAS*, 404, L21
 Celotti A., Ghisellini G., Chiaberge M., 2001, *MNRAS*, 321, L1
 Chatterjee K., Liska M., Tchekhovskoy A., Markoff S. B., 2019, *MNRAS*, 490, 2200
 Chauhan J. et al., 2021, *MNRAS*, 501, L60
 Connors R. M. T. et al., 2019, *MNRAS*, 485, 3696
 Cooper A. J., Gaggero D., Markoff S., Zhang S., 2020, *MNRAS*, 493, 3212
 Coppi P., Blandford R., 1990, *MNRAS*, 245, 453
 Corbel S., Fender R. P., 2002, *ApJ*, 573, L35
 Corbel S., Fender R. P., Tzioumis A., Nowak M., McIntyre V., Durouchoux P., Sood R., 2000, *A&A*, 359, 251
 Corbel S., Nowak M. A., Fender R. P., Tzioumis A. K., Markoff S., 2003, *A&A*, 400, 1007
 Corbel S., Coriat M., Brocksopp C., Tzioumis A. K., Fender R. P., Tomsick J. A., Buxton M. M., Bailyn C. D., 2012, *MNRAS*, 428, 2500
 Corbel S. et al., 2013, *MNRAS*, 431, L107
 Cowley A. P., Schmidtke P. C., Hutchings J. B., Crampton D., 2002, *AJ*, 123, 1741
 Crumley P., Ceccobello C., Connors R. M. T., Cavecchi Y., 2017, *A&A*, 601, A87
 Crumley P., Caprioli D., Markoff S., Spitkovsky A., 2019, *MNRAS*, 485, 5105
 Davelaar J., Móscibrodzka M., Bronzwaer T., Falcke H., 2018, *A&A*, 612, A34
 Del Santo M., Malzac J., Jourdain E., Belloni T., Ubertini P., 2008, *MNRAS*, 390, 227
 Dermer C. D., Schlickeiser R., 1993, *ApJ*, 416, 458
 Droulans R., Belmont R., Malzac J., Jourdain E., 2010, *ApJ*, 717, 1022
 Drury L. O., 2012, *Astropart. Phys.*, 39-40, 52
 Dziełak M. A., Zdziarski A. A., Szanecki M., De Marco B., Niedźwiecki A., Markowitz A., 2019, *MNRAS*, 485, 3845
 Faganello M., Pegoraro F., Califano F., Marradi L., 2010, *Phys. Plasmas*, 17, 062102
 Falcke H., Biermann P. L., 1995, *A&A*, 293, 665
 Falcke H., Körding E., Markoff S., 2004, *A&A*, 414, 895
 Fender R. P., 2001, *MNRAS*, 322, 31
 Fender R. P., Belloni T. M., Gallo E., 2004, *MNRAS*, 355, 1105
 Fender R. P., Maccarone T. J., van Kesteren Z., 2005, *MNRAS*, 360, 1085
 Fender R. P., Stirling A., Spencer R., Brown I., Pooley G., Muxlow T., Miller-Jones J., 2006, *MNRAS*, 369, 603
 Foreman-Mackey D., Hogg D. W., Lang D., Goodman J., 2013, *PASP*, 125, 306
 Frank J., King A., King B., Raine D., 2002, Accretion Power in Astrophysics. Accretion Power in Astrophysics. Cambridge Univ. Press, Cambridge
 Fürst F. et al., 2015, *ApJ*, 808, 122
 Gandhi P. et al., 2011, *ApJ*, 740, L13
 Gandhi P., Rao A., Johnson M. A. C., Paice J. A., Maccarone T. J., 2019, *MNRAS*, 485, 2642
 García J. A., Steiner J. F., McClintock J. E., Remillard R. A., Grinberg V., Dauser T., 2015, *ApJ*, 813, 84
 García J. A. et al., 2019, *ApJ*, 885, 48
 Gedalin M., Smolik E., Spitkovsky A., Balikhin M., 2012, *Europhys. Lett.*, 97, 35002
 Gelino D. M., Harrison T. E., 2003, *ApJ*, 599, 1254
 Gelino D. M., Balman Ş., Kızıloğlu U., Yılmaz A., Kalemci E., Tomsick J. A., 2006, *ApJ*, 642, 438
 Georganopoulos M., Aharonian F. A., Kirk J. G., 2002, *A&A*, 388, L25
 Georganopoulos M., Perlman E. S., Kazanas D., McEnery J., 2006, *ApJ*, 653, L5
 Ghisellini G., Tavecchio F., Ghirlanda G., 2009, *MNRAS*, 399, 2041
 Ghisellini G., Tavecchio F., Foschini L., Ghirlanda G., Maraschi L., Celotti A., 2010, *MNRAS*, 402, 497
 Hada K. et al., 2016, *ApJ*, 817, 131
 Hailey C. J., Mori K., Bauer F. E., Berkowitz M. E., Hong J., Hord B. J., 2018, *Nature*, 556, 70
 Harlaftis E. T., Horne K., Filippenko A. V., 1996, *PASP*, 108, 762
 Heida M., Jonker P. G., Torres M. A. P., Chiavassa A., 2017, *ApJ*, 846, 132
 Heinz S., Sunyaev R., 2002, *A&A*, 390, 751
 Heinz S., Sunyaev R. A., 2003, *MNRAS*, 343, L59
 Hernández J. I. G., Rebolo R., Israelian G., Filippenko A. V., Chornock R., Tominaga N., Umeda H., Nomoto K., 2008, *ApJ*, 679, 732
 Hillas A. M., 1984, *ARA&A*, 22, 425
 Hjellming R., Johnston K., 1988, *ApJ*, 328, 600
 Hjellming R., Rupen M., 1995, *Nature*, 375, 464
 Hoang J. et al., 2019, Proc. Sci., Multiwavelength Observation of MAXI J1820+070 with MAGIC, VERITAS and H.E.S.S. SISSA, Trieste, PoS(ICRC2019)696
 Hoerbe M. R., Morris P. J., Cotter G., Becker Tjus J., 2020, *MNRAS*, 496, 2885
 Homan J., Buxton M., Markoff S., Bailyn C. D., Nespoli E., Belloni T., 2005, *ApJ*, 624, 295

- Homan J., Wijnands R., Kong A., Miller J. M., Rossi S., Belloni T., Lewin W. H. G., 2006, *MNRAS*, 366, 235
- Houck J. C., Denicola L. A., 2000, in Manset N., Veillet C., Crabtree D., eds, ASP Conf. Ser. Vol. 216, *Astronomical Data Analysis Software and Systems IX*. Astron. Soc. Pac., San Francisco, p. 591
- Hunter J. D., 2007, *Comput. Sci. Eng.*, 9, 90
- Hynes R. I., 2005, *ApJ*, 623, 1026
- Hynes R. I., Steeghs D., Casares J., Charles P. A., O’Brien K., 2003, *ApJ*, 583, L95
- Hynes R. I., Steeghs D., Casares J., Charles P., O’Brien K., 2004, *ApJ*, 609, 317
- Janssen M. et al., 2021, *Nat. Astron.*, 5, 1017
- Jokipii J., 1987, *ApJ*, 313, 842
- Kantzas D. et al., 2020, *MNRAS*, 500, 2112
- Kelner S., Aharonian F., 2008, *Phys. Rev. D*, 78, 034013
- Kelner S., Aharonian F. A., Bugayov V., 2006, *Phys. Rev. D*, 74, 034018
- Kirsten F., Vlemmings W., Freire P., Kramer M., Rottmann H., Campbell R. M., 2014, *A&A*, 565, A43
- Komissarov S. S., Barkov M. V., Vlahakis N., Königl A., 2007, *MNRAS*, 380, 51
- Komissarov S. S., Vlahakis N., Königl A., Barkov M. V., 2009, *MNRAS*, 394, 1182
- Kosenkov I. A., Veledina A., 2018, *MNRAS*, 478, 4710
- Kosenkov I. A., Veledina A., Suleimanov V. F., Poutanen J., 2020, *A&A*, 638, A127
- Kreidberg L., Bailyn C. D., Farr W. M., Kalogera V., 2012, *ApJ*, 757, 36
- Kylafis N. D., Reig P., 2018, *A&A*, 614, L5
- Levinson A., Blandford R., 1995, *ApJ*, 449, 86
- Liodakis I., Petropoulou M., 2020, *ApJ*, 893, L20
- Liu Q. Z., van Paradijs J., van den Heuvel E. P. J., 2007, *A&A*, 469, 807
- Lucchini M., Russell T. D., Markoff S. B., Vincentelli F., Gardenier D., Ceccobello C., Uttley P., 2021, *MNRAS*, 501, 5910
- Lucchini M. et al., 2022, *MNRAS*, preprint ([arXiv:2108.12011](https://arxiv.org/abs/2108.12011))
- McClintock J., Remillard R., Lewin W., Van Der Klis M., 2006, in Lewin W. H. G., van der Klis M., eds, Cambridge Univ. Press, Cambridge, p. 71
- McKinney J. C., 2006, *MNRAS*, 368, 1561
- Magdziarz P., Zdziarski A. A., 1995, *MNRAS*, 273, 837
- Mahmoud R. D., Done C., De Marco B., 2019, *MNRAS*, 486, 2137
- Maitra D., Markoff S., Brocksopp C., Noble M., Nowak M., Wilms J., 2009, *MNRAS*, 398, 1638
- Maitra D., Miller J. M., Markoff S., King A., 2011, *ApJ*, 735, 107
- Malyshev D., Zdziarski A. A., Chernyakova M., 2013, *MNRAS*, 434, 2380
- Mannheim K., 1993, *A&A*, 269, 67
- Mannheim K., Schlickeiser R., 1994, *A&A*, 286, 983
- Maraschi L., Ghisellini G., Celotti A., 1992, *ApJ*, 397, L5
- Marcowith A., Henri G., Pelletier G., 1995, *MNRAS*, 277, 681
- Markert T. H., Canizares C. R., Clark G. W., Lewin W. H. G., Schnopper H. W., Sprott G. F., 1973, *ApJ*, 184, L67
- Markoff S., Nowak M. A., 2004, *ApJ*, 609, 972
- Markoff S., Falcke H., Fender R., 2001, *A&A*, 372, L25
- Markoff S., Nowak M., Corbel S., Fender R., Falcke H., 2003, *A&A*, 397, 645
- Markoff S., Nowak M. A., Wilms J., 2005, *ApJ*, 635, 1203
- Markoff S. et al., 2008, *ApJ*, 681, 905
- Marscher A. P. et al., 2008, *Nature*, 452, 966
- Mastichiadis A., 2002, *Radiative Processes in Relativistic Outflows*. Springer-Verlag, Berlin, p. 1
- Melzani M., Walder R., Folini D., Winisdoerffer C., Favre J. M., 2014, *A&A*, 570, A112
- Merloni A., Heinz S., Di Matteo T., 2003, *MNRAS*, 345, 1057
- Miller-Jones J. C. A., Jonker P. G., Dhawan V., Brisken W., Rupen M. P., Nelemans G., Gallo E., 2009, *ApJ*, 706, L230
- Miller-Jones J. C. A. et al., 2012, *MNRAS*, 419, L49
- Mirabel I., Rodríguez L., 1994, *Nature*, 371, 46
- Mori K. et al., 2021, *ApJ*, 921, 148
- Móscibrodzka M., Falcke H., 2013, *A&A*, 559, L3
- Móscibrodzka M., Falcke H., Shikawa H., 2016, *A&A*, 586, A38
- Motta S., Belloni T., Homan J., 2009, *MNRAS*, 400, 1603
- Mücke A., Protheroe R., Engel R., Rachen J., Stanev T., 2003, *Astropart. Phys.*, 18, 593
- Muñoz Darias T., Casares J., Martínez-Pais I. G., 2008, *MNRAS*, 385, 2205
- Nakamura M. et al., 2018, *ApJ*, 868, 146
- Nowak M. A., Wilms J., Dove J. B., 2002, *MNRAS*, 332, 856
- Olejak A., Belczynski K., Bulik T., Sobolewska M., 2020, *A&A*, 638, A94
- Oliphant T. E., 2006, *A Guide to NumPy*, Vol. 1. Trelgol Publishing, USA
- Orosz J. A., McClintock J. E., Remillard R. A., Corbel S., 2004, *ApJ*, 616, 376
- Parker M. L. et al., 2016, *ApJ*, 821, L6
- Pepe C., Vila G. S., Romero G. E., 2015, *A&A*, 584, A95
- Perrone L., 2020, *J. Phys.: Conf. Ser.*, 1342, 012018
- Plotnikov I., Pelletier G., Lemoine M., 2013, *MNRAS*, 430, 1280
- Poutanen J., Veledina A., 2014, *Space Sci. Rev.*, 183, 61
- Price-Whelan A. M. et al., 2018, *AJ*, 156, 123
- Rachen J. P., Biermann P. L., 1993, *A&A*, 272, 161
- Reig P., Kylafis N. D., 2015, *A&A*, 584, A109
- Reig P., Kylafis N. D., 2021, *A&A*, 646, A112
- Remillard R. A., McClintock J. E., 2006, *ARA&A*, 44, 49
- Rieger F. M., 2019, *Galaxies*, 7, 78
- Rieger F. M., Duffy P., 2004, *ApJ*, 617, 155
- Rieger F. M., Duffy P., 2019, *ApJ*, 886, L26
- Romero G. E., Orellana M., 2005, *A&A*, 439, 237
- Romero G. E., Vila G. S., 2008, *A&A*, 485, 623
- Romero G. E., Torres D. F., Bernadó M. K., Mirabel I., 2003, *A&A*, 410, L1
- Russell D. M., Fender R. P., 2008, *MNRAS*, 387, 713
- Russell T. D. et al., 2020, *MNRAS*, 498, 5772
- Shahbaz T., van der Hooft F., Casares J., Charles P. A., van Paradijs J., 1999, *MNRAS*, 306, 89
- Shahbaz T., Russell D. M., Zurita C., Casares J., Corral-Santana J. M., Dhillon V. S., Marsh T. R., 2013, *MNRAS*, 434, 2696
- Shakura N. I., Sunyaev R. A., 1973, *A&A*, 24, 337
- Shidatsu M. et al., 2011, *Publ. Astron. Soc. Japan*, 63, S785
- Sironi L., Spitkovsky A., 2009, *ApJ*, 698, 1523
- Sironi L., Spitkovsky A., 2011, *ApJ*, 726, 75
- Sironi L., Spitkovsky A., 2014, *ApJ*, 783, L21
- Sironi L., Spitkovsky A., Arons J., 2013, *ApJ*, 771, 54
- Sironi L., Rowan M. E., Narayan R., 2021, *ApJ*, 907, L44
- Tavani M. et al., 2009, *Nature*, 462, 620
- Tavecchio F., Maraschi L., Ghisellini G., 1998, *ApJ*, 509, 608
- Tchekhovskoy A., McKinney J. C., Narayan R., 2008, *MNRAS*, 388, 551
- Tchekhovskoy A., McKinney J. C., Narayan R., 2009, *ApJ*, 699, 1789
- Tetarenko A., Casella P., Miller-Jones J., Sivakoff G., Tetarenko B., Maccarone T., Gandhi P., Eikenberry S., 2019, *MNRAS*, 484, 2987
- Tetarenko B. E., Sivakoff G. R., Heinke C. O., Gladstone J. C., 2016a, *ApJ*, 822, 15
- Tetarenko B. E. et al., 2016b, *ApJ*, 825, 10
- Tetarenko B. E., Dubus G., Marcel G., Done C., Clavel M., 2020, *MNRAS*, 495, 3666
- Tetarenko A. et al., 2021, *MNRAS*, 504, 3862
- Torres M. A. P., Jonker P. G., Miller-Jones J. C. A., Steeghs D., Repetto S., Wu J., 2015, *MNRAS*, 450, 4292
- Torres M. A. P., Casares J., Jiménez-Ibarra F., Álvarez-Hernández A., Muñoz-Darias T., Padilla M. A., Jonker P. G., Heida M., 2020, *ApJ*, 893, L37
- Tucker M. A. et al., 2018, *ApJ*, 867, L9
- Uttley P., Wilkinson T., Cassatella P., Wilms J., Pottschmidt K., Hanke M., Böck M., 2011, *MNRAS*, 414, L60
- Veledina A. et al., 2019, *A&A*, 623, A75
- Verner D. A., Ferland G. J., Korista K. T., Yakovlev D. G., 1996, *ApJ*, 465, 487
- Vila G. S., Romero G. E., Casco N. A., 2012, *A&A*, 538, A97
- Vila G. S., Romero G. E., 2010, *MNRAS*, 403, 1457
- Vink J., 2012, *A&AR*, 20, 1
- Virtanen P. et al., 2020, *Nat. Methods*, 17, 261
- Völk H. J., Berezhko E. G., Ksenofontov L. T., 2003, *A&A*, 409, 563
- Webb N. A., Naylor T., Ioannou Z., Charles P. A., Shahbaz T., 2000, *MNRAS*, 317, 528

Wilms J., Allen A., McCray R., 2000, *ApJ*, 542, 914
 Zanin R., Fernández-Barral A., de Oña Wilhelmi E., Aharonian F., Blanch O., Bosch-Ramon V., Galindo D., 2016, *A&A*, 596, A55
 Zdziarski A. A., Böttcher M., 2015, *MNRAS*, 450, L21
 Zdziarski A. A., Gierlinski M., Mikołajewska J., Wardziński G., Smith D. M., Harmon B. A., Kitamoto S., 2004, *MNRAS*, 351, 791
 Zhang J. F., Feng Y. G., Lei M. C., Tang Y. Y., Tian Y. P., 2010, *MNRAS*, 407, 2468

APPENDIX: PROTON CHARACTERISTIC TIME-SCALES

In Fig. A1, we show the characteristic cooling time-scales of synchrotron, escape, pp and $p\gamma$ for the accelerated protons inside the jets, in comparison to the acceleration time-scale. When any of the energy-loss time-scales intersects the acceleration time-scale we derive the maximum proton energy for every jet segment. The residence time-scale is the one that defines the maximum proton energy inside the jets.

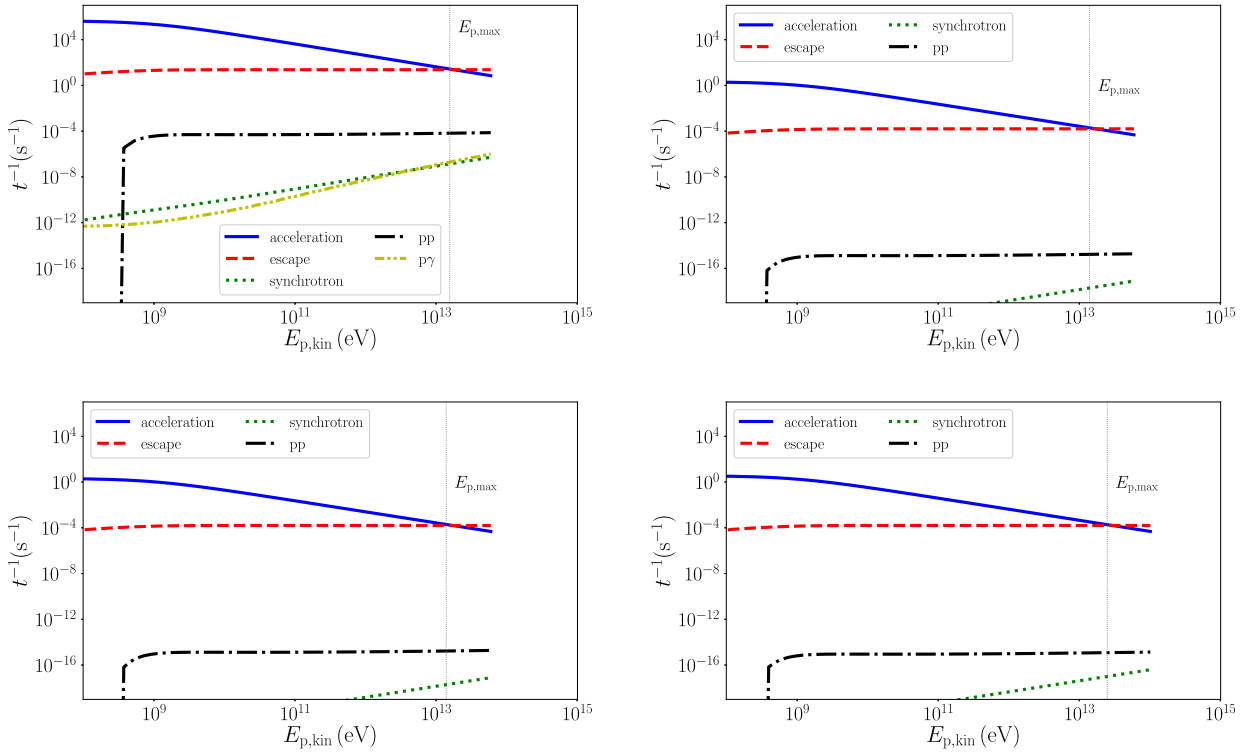


Figure A1. The inverse of the characteristic time-scales for various physical processes in the jets as indicated by the legend versus the proton kinetic energy. The top plots correspond to a power-law index of $p_p = 2.2$ and the bottom plots correspond to a power-law index of $p_p = 1.7$. The left plots correspond to the particle acceleration region and the right plots to the final jet segment. The vertical line in each plot shows the maximum energy.

This paper has been typeset from a $\text{\TeX}/\text{\LaTeX}$ file prepared by the author.