

UvA-DARE (Digital Academic Repository)

Accelerated and Scalable C(sp³)-H Amination via Decatungstate Photocatalysis Using a Flow Photoreactor Equipped with High-Intensity LEDs

Wan, T.; Wen, Z.; Laudadio, G.; Capaldo, L.; Lammers, R.; Rincón, J.A.; García-Losada, P.; Mateos, C.; Frederick, M.O.; Broersma, R.; Noël, T.

DOI

[10.1021/acscentsci.1c01109](https://doi.org/10.1021/acscentsci.1c01109)

Publication date

2022

Document Version

Final published version

Published in

ACS Central Science

License

CC BY-NC-ND

[Link to publication](#)

Citation for published version (APA):

Wan, T., Wen, Z., Laudadio, G., Capaldo, L., Lammers, R., Rincón, J. A., García-Losada, P., Mateos, C., Frederick, M. O., Broersma, R., & Noël, T. (2022). Accelerated and Scalable C(sp³)-H Amination via Decatungstate Photocatalysis Using a Flow Photoreactor Equipped with High-Intensity LEDs. *ACS Central Science*, 8(1), 51-56.
<https://doi.org/10.1021/acscentsci.1c01109>

General rights

It is not permitted to download or to forward/distribute the text or part of it without the consent of the author(s) and/or copyright holder(s), other than for strictly personal, individual use, unless the work is under an open content license (like Creative Commons).

Disclaimer/Complaints regulations

If you believe that digital publication of certain material infringes any of your rights or (privacy) interests, please let the Library know, stating your reasons. In case of a legitimate complaint, the Library will make the material inaccessible and/or remove it from the website. Please Ask the Library: <https://uba.uva.nl/en/contact>, or a letter to: Library of the University of Amsterdam, Secretariat, Singel 425, 1012 WP Amsterdam, The Netherlands. You will be contacted as soon as possible.

UvA-DARE is a service provided by the library of the University of Amsterdam (<https://dare.uva.nl>)

Accelerated and Scalable C(sp³)–H Amination via Decatungstate Photocatalysis Using a Flow Photoreactor Equipped with High-Intensity LEDs

Ting Wan,[§] Zhenghui Wen,[§] Gabriele Laudadio, Luca Capaldo, Rob Lammers, Juan A. Rincón, Pablo García-Losada, Carlos Mateos, Michael O. Frederick, Rémy Broersma, and Timothy Noël*



Cite This: *ACS Cent. Sci.* 2022, 8, 51–56



Read Online

ACCESS |



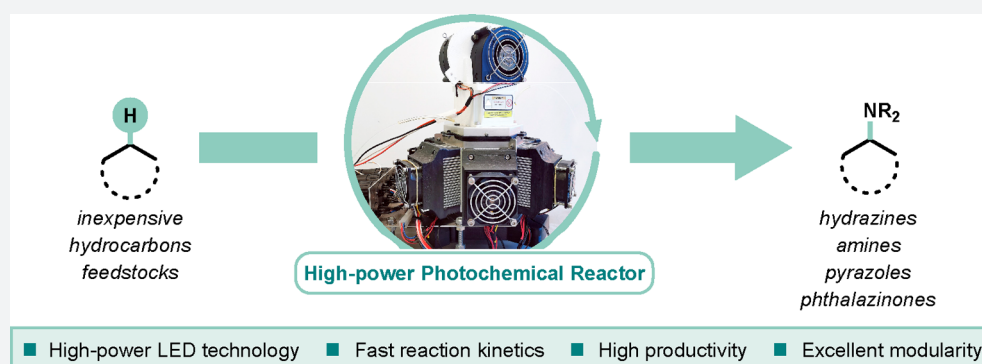
Metrics & More



Article Recommendations



Supporting Information



ABSTRACT: Carbon–nitrogen bonds are ubiquitous in biologically active compounds, prompting synthetic chemists to design various methodologies for their preparation. Arguably, the ideal synthetic approach is to be able to directly convert omnipresent C–H bonds in organic molecules, enabling even late-stage functionalization of complex organic scaffolds. While this approach has been thoroughly investigated for C(sp²)–H bonds, only few examples have been reported for the direct amination of aliphatic C(sp³)–H bonds. Herein, we report the use of a newly developed flow photoreactor equipped with high intensity chip-on-board LED technology (144 W optical power) to trigger the regioselective and scalable C(sp³)–H amination via decatungstate photocatalysis. This high-intensity reactor platform enables simultaneously fast results gathering and scalability in a single device, thus bridging the gap between academic discovery (mmol scale) and industrial production (>2 kg/day productivity). The photocatalytic transformation is amenable to the conversion of both activated and nonactivated hydrocarbons, leading to protected hydrazine products by reaction with azodicarboxylates. We further validated the robustness of our manifold by designing telescoped flow approaches for the synthesis of pyrazoles, phthalazinones and free amines.

INTRODUCTION

Carbon–nitrogen bonds are ubiquitous in natural products, pharmaceuticals, agrochemicals, and materials, stimulating the interest of the synthetic community to develop new amination protocols.¹ Especially C(sp²)–N bonds can be readily formed by stitching carbon electrophiles (e.g., aryl halides) and various N-based nucleophiles together using transition metal catalysts,^{2–5} with one notable example being the Buchwald–Hartwig amination.^{6,7}

Currently, small molecules with increased sp³ hybridization are required to reduce the attrition rate in drug discovery and to explore new chemical space (so-called “escape-from-flatland strategy”).^{8,9} C(sp³)–N bonds can be easily forged by rudimentary nucleophilic substitution on alkyl halides. However, the direct C(sp²)–H to C–N bond conversion has attracted significant amounts of attention as it improves the atom efficiency of the overall process.¹⁰ While thermocatalytic

approaches have proved to be the method of choice for the functionalization of C(sp²)–H bonds, photocatalysis has rapidly emerged as a powerful strategy for the selective activation of C(sp³)–H bonds.¹¹ Two seminal approaches to establish these coveted C(sp³)–N bonds were independently reported by Zuo and co-workers^{12–14} and Kokotos et al.¹⁵ The methods exploited, respectively, a cerium salt¹⁶ and phenylglyoxylic acid¹⁷ to generate H atom abstractors. These species are subsequently capable of homolytically cleaving C(sp³)–H bonds and afford a carbon-centered radical, which is finally

Received: September 15, 2021

Published: December 16, 2021

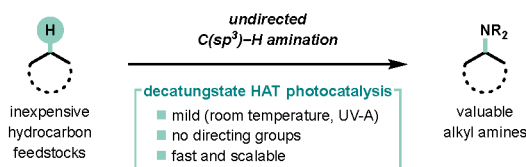


trapped by an azodicarboxylate to afford the targeted C(sp³)-N bond.

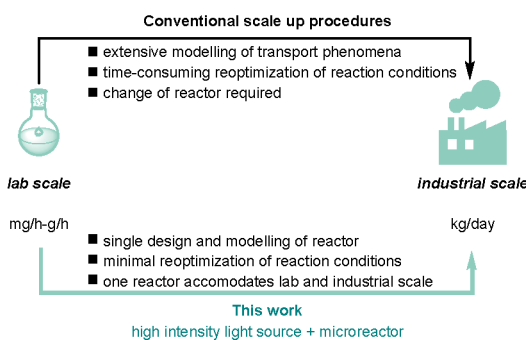
Given the importance of this transformation and in line with our mission to bridge the gap between academic discovery and industrial production through technology,¹⁸ we decided to design a high-productivity platform for photocatalytic C(sp³)-H amination. To this end, the intended methodology should be (i) robust and reproducible, (ii) easily scalable, and (iii) compatible with other chemistries to design telescoped approaches to access various useful compounds. To realize a widely applicable C(sp³)-H amination protocol, we selected direct hydrogen atom transfer (d-HAT) as the activation strategy and decatungstate as a suitable photocatalyst (Scheme 1A).^{19,20} Decatungstate enables efficient d-HAT under mild

Scheme 1^a

A C(sp³)-H amination enables the conversion of hydrocarbon feedstocks



B From discovery to production: requires an increase in material amounts



^a(A) Decatungstate HAT photocatalysis enables undirected C(sp³)-H amination in both activated and nonactivated hydrocarbons. (B) Challenges associated with the scale-up of photochemical transformations can be alleviated with suitable reactor technology in combination with high intensity light sources.

reaction conditions (i.e., room temperature and low-energy UV-A light) in both activated and nonactivated organic compounds.^{21–26} Moreover, d-HAT typically requires no additives that might interfere with the transformation.²⁷ As for scalability and compatibility, we purposely designed a flow photoreactor equipped with high intensity and dimmable chip-on-board (COB) LED technology (Figure 1). Since photochemical reaction rates are strongly dependent on the local light intensity,²⁸ we surmised that the high intensity in combination with microscale flow reactors should enable the high productivities (kg/day/unit) required for scale-up in pharmaceutical settings (Scheme 1B). Hence, this potent photochemical reactor enabled both fast results gathering and scalability in a single device, thus bridging the gap between academic discovery and industrial production (Scheme 1B).

RESULTS AND DISCUSSION

Aiming to develop a fast and scalable C(sp³)-H amination protocol, we commenced with the development of a new




Figure 1. Signify Eagle Reactor. (A) Reactor coil with cooling fan. (B) Entire reactor assembly with six LED COB light source modules; each light module is individually controllable and dimmable to 1%.

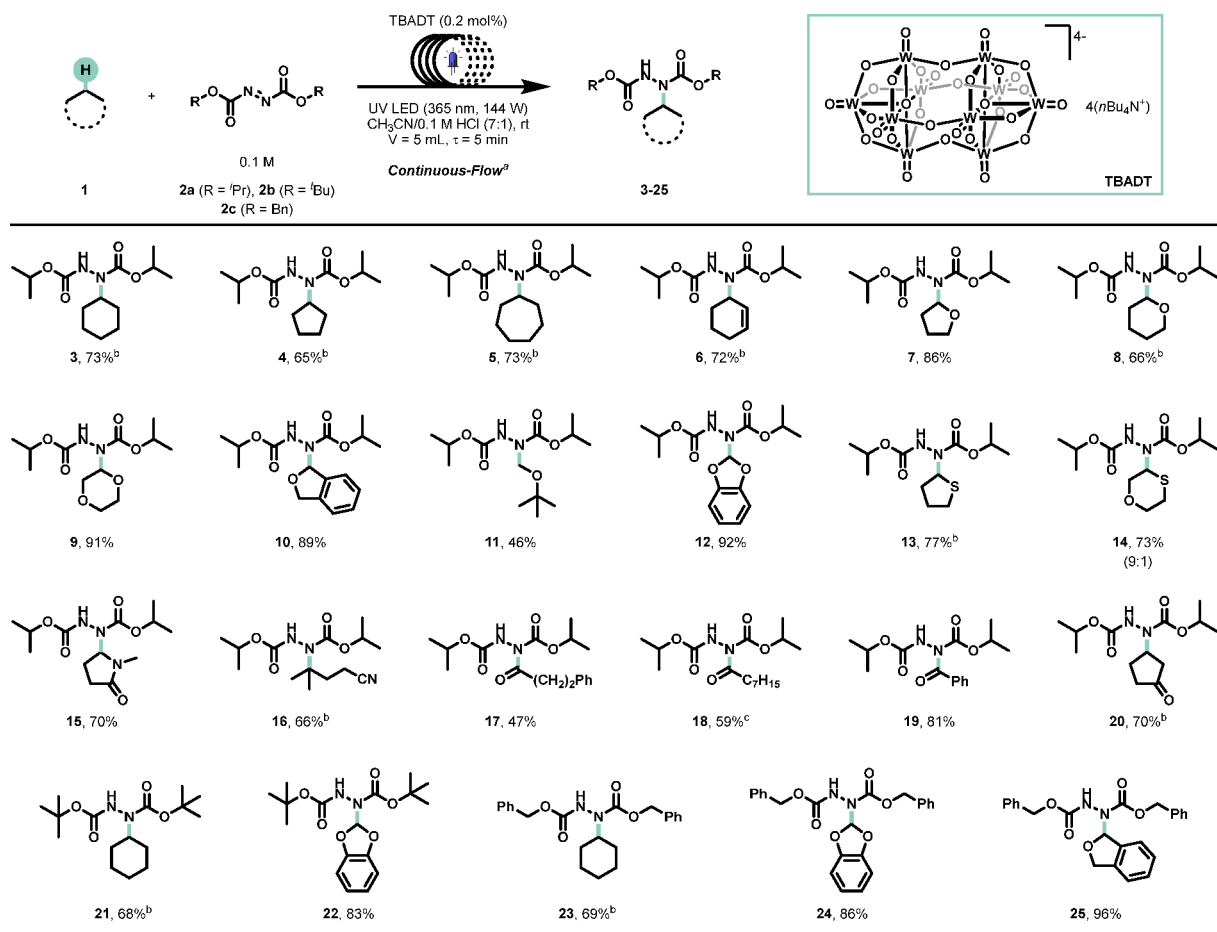
photochemical reactor which provides large amounts of photonic flux (Signify Eagle Reactor). The reactor consists of a translucent perfluoroalkoxy capillary microreactor (PFA, 750 μm ID, 5 mL volume) and is cooled by a fan and irradiated with six UV-A 365 nm COBs protected by a quartz exit window, providing a maximum of 144 W optical power (Figure 1) (see the Supporting Information (SI)). The light sources are attached to a heat dissipation element containing cooling fins and a fan, to cool the COBs for an optimized irradiation efficiency.

Using this powerful photochemical reactor, the C(sp³)-H amination of cyclohexane (**1a**) with diisopropyl azodicarboxylate (**2a**) in the presence of 2 mol % TBADT (TBADT: tetrabutylammonium decatungstate, (Bu₄N)₄W₁₀O₃₂) could be realized in only 5 min residence time in an excellent GC yield of 85% (Table 1, entry 1).¹⁹ Notably, lowering the catalyst loading to 0.2 mol % resulted in a similar yield (Table 1, entry 2), which is beneficial to minimize trace metal impurities and thus reduce the overall cost of the process. Lowering the amount of H-donor (**1a**) from 10 to 5 equiv resulted in a reduction of the yield (Table 1, entry 3). The amination

Table 1. Optimization of Reaction Conditions^a

entry	variation from conditions	yield (%) ^b
1	TBADT (2 mol %)	85
2	none	87 (73)
3	1a (5 equiv)	72
4	solvent: CH ₃ CN	38
5	solvent: CH ₃ CN/H ₂ O 7:1	36
6	solvent: CH ₃ CN/1 M HCl 7:1	64
7	no TBADT	0
8	no light	0

^aReaction conditions (1 mmol scale): **2a** (0.1 M), **1a** (10 equiv), TBADT (0.2 mol %) in CH₃CN/0.1 M HCl 7:1 (10 mL). Irradiation source: λ = 365 nm (144 W), residence time: 5 min (see the SI for additional details). ^bThe yield was determined by GC-FID using biphenyl as the internal standard. Isolated yield is reported in parentheses.

Scheme 2. Substrate Scope of the Decatungstate-Photocatalytic C(sp³)-H Amination in Flow

^aReaction conditions (2 mmol scale): **2a–c** (0.1 M), **1** (5 equiv), TBADT (0.2 mol %) in CH₃CN/0.1 M HCl 7:1 (20 mL). Irradiation source: $\lambda = 365$ nm (144 W), residence time: 5 min (see the SI for additional details). Isolated yields are given. ^b10 equiv of H-donor. ^c1.4 equiv of H-donor.

protocol works optimally in a CH₃CN/0.1 M HCl (7:1) solvent mixture (Table 1, entry 2 vs entries 5 and 6). Finally, control experiments revealed that the C(sp³)-N bond formation is photocatalytic in nature as no product was observed in the absence of either photocatalyst or light (Table 1, entries 7 and 8).

With these optimized reaction conditions established, we sought to evaluate the scope of the photocatalytic C(sp³)-H amination methodology (Scheme 2). Thus, cyclic alkanes with ring sizes from 5 to 7 underwent the C–N bond-forming reaction promptly (**3–5**, 65–73%), transforming unactivated alkyl substrates into synthetically valuable hydrazines. It is worth noting that polyfunctionalization of the hydrocarbon backbone was never observed. Activated allylic positions were rapidly converted into the corresponding C–N bond (**6**, 72%). Also, efficient α -to-O C–H amination was observed for a variety of cyclic and noncyclic ethers (**7–11**, 46–91%) and an acetal moiety (**12**, 92%). Similarly, α -to-S and α -to-N C–H bond functionalization was achieved (**13–15**, 70–77%), with excellent selectivity over competitive activation at the α -to-O position (**14**). Tertiary C(sp³)-H bonds were selectively activated over weak, yet polarity-mismatched, α -cyano C(sp³)-H bonds (**16**, 66%).²⁹ Notably, aldehydes could be readily activated with decatungstate yielding the corresponding hydrazides in good yields (**17–19**, 47–81%).^{30,31} A cyclic ketone showed exclusive selectivity for functionalization of the

β -position (**20**, 70%).²⁹ Other dialkyl azodicarboxylates (**2b** and **2c**) were equally effective as acceptors in this C(sp³)-H amination protocol, delivering the corresponding Boc (*tert*-butoxycarbonyl, **21** and **22**, 68–83%) or Cbz (benzyloxycarbonyl, **23–25**, 69–96%) protected hydrazine derivatives.

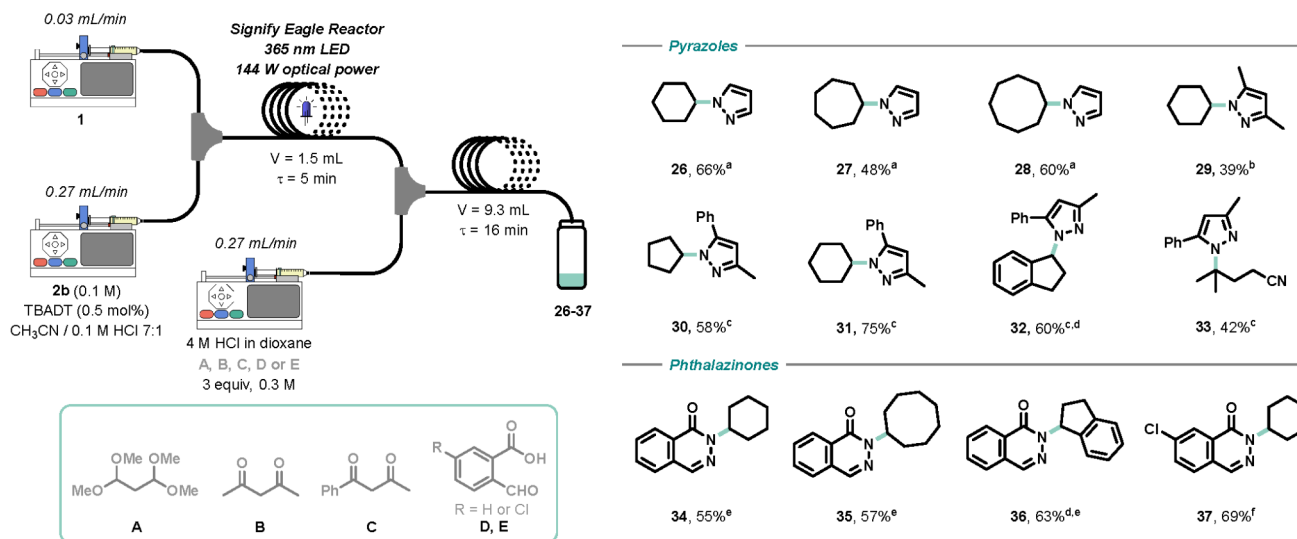
To demonstrate the utility of the developed methodology for the synthesis of N-based heterocycles, we converted the obtained protected hydrazines to pyrazoles via a telescoped Knorr pyrazole synthesis (Scheme 3A).³²

A diverse set of alkyl-bearing pyrazoles could be obtained in good overall yields (**26–33**, 39–75%) simply by merging the reaction stream exiting the photochemical reactor with a flow containing different 1,3-dicarbonyl derivatives (A–C) in 4 M HCl in dioxane. It should be further noted that this two-step flow protocol enables access to pyrazoles bearing unactivated alkanes, which could not be prepared using our direct decatungstate-mediated C(sp³)-H azolation.³³ In addition, by adding 2-formylbenzoic acid derivatives (D, E) instead, the corresponding phthalazinones (**34–37**, 55–69%) could be obtained by means of this streamlined flow process (Scheme 3A). Finally, we also demonstrated that the protected hydrazines can be readily converted to the corresponding primary amines via hydrogenation (**38**, 87%) (Scheme 3B).

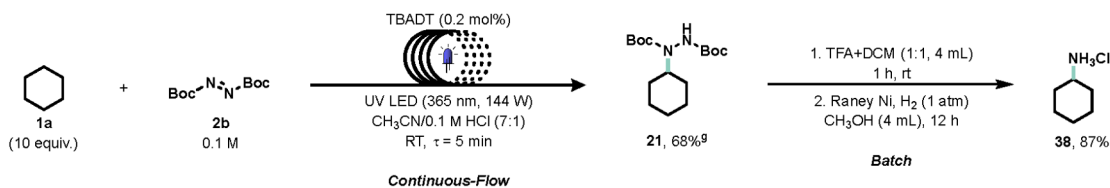
The scaling of photochemical transformations has long been perceived as an insurmountable challenge, preventing such activation modes from being routinely used in the preparation

Scheme 3. Compatibility, Productivity Screening, and Scale-Up of Our Platform^A

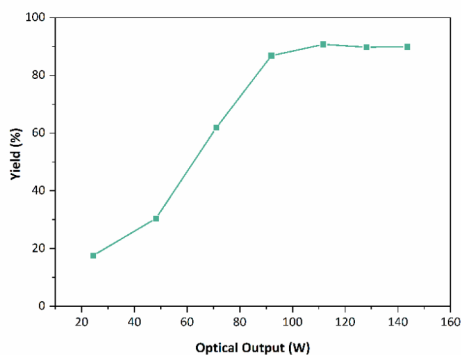
A Two-step flow protocol enables the conversion of hydrocarbon feedstocks into pyrazoles and phthalazinones



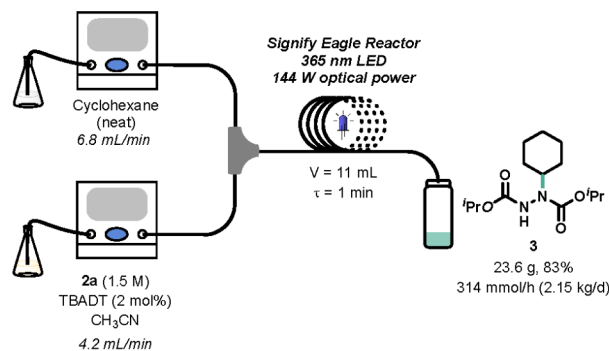
B Three-step C(sp³)-H amination / deprotection / hydrogenation to yield free amines



C Impact of light intensity on the reaction yield



D Scale up of the C(sp³)-H amination in flow



^A(A) Two-step flow synthesis of pyrazoles and phthalazinones. Reported yields are those over the two steps. ^aUsing 1,1,3,3-tetramethoxypropane (A, 3 equiv). ^bUsing acetylacetone (B, 3 equiv). ^cUsing 1-phenylbutane-1,3-dione (C, 3 equiv). ^d5 equiv of H-donor; only one feed was used for the photochemical reaction (flow rate: 0.3 mL/min). ^eUsing 2-formylbenzoic acid (D, 3 equiv). ^fUsing 5-chloro-2-formylbenzoic acid (E, 3 equiv). (B) Access to free amines via a three-step protocol. Reported yields are for individual steps. ^gCompound 21 was purified before further functionalization (see the SI for additional details). Detailed description of the reaction conditions are provided in the SI. (C) Effect of the optical output on the reaction yield. Reaction conditions: 2a (1.5 M), 1a (10 equiv), TBADT (2 mol %) in CH₃CN. Irradiation source: λ = 365 nm with different optical output power, residence time: 1 min. See the SI for further information. (D) Sketch of the setup adopted for the scale-up. Reaction conditions (100 mmol scale): 2a (1.5 M), 1a (10 equiv), TBADT (2 mol %) in CH₃CN (67 mL). Irradiation source: λ = 365 nm (144 W), residence time: 1 min. See the SI.

of complex molecules, such as pharmaceuticals and agrochemicals.^{34–38} Since the kinetics of photochemical transformations are critically dependent on the amount of photons, the choice of the light source is paramount to scale any photon-dependent reaction.^{36,39} Indeed, when varying the light intensity, an initial linear increase of the yield was observed with increasing photon flux (Scheme 3C). At high light intensities (>120 W optical power), the photocatalytic

C(sp³)-H amination reaction becomes ultimately independent of the photon flux and thus the reaction mixture is “saturated” with photons. However, the linear regime of the curve can be extended either by increasing the catalyst loading or by increasing the flow rate (and thus reducing the residence/reaction time), which allows to boost the throughput in the flow reactor. Both aspects are crucial in our scale-up strategy where we increased the catalyst loading to

2 mol % and reduced the residence/reaction time to only 1 min (see the [Supporting Information](#) for more details). This enabled us to reach 314 mmol/h productivity, amounting to a 2.15 kg/day in a single microreactor of only 11 mL volume (750 μm ID) ([Scheme 3D](#)). It should be noted that these are quantities that are sufficient to even meet the material demand required for clinical trials.⁴⁰

CONCLUSIONS

In conclusion, we have developed a fast and scalable decatungstate-catalyzed C(sp³)-H amination protocol, able to convert both activated and nonactivated hydrogen donors. The modularity of our protocol is exemplified by the possibility to carry out telescoped processes for the synthesis of (protected) hydrazines, pyrazoles, phthalazinones, and amines. Key in the successful scale-up of the transformation is the development of a new photochemical flow reactor with high intensity LED light source modules. Our results show that essentially the same reactor, requiring only a minimal reoptimization of the reaction conditions, is capable of providing the quantities needed on both the laboratory (i.e., ~2 mmol) and process scale (>2 kg/day). We are optimistic that the results presented herein can inspire others to combine simultaneously synthetic methodology development and chemical engineering principles to rapidly transition from initial discoveries to applications on a process scale.

ASSOCIATED CONTENT

Supporting Information

The Supporting Information is available free of charge at <https://pubs.acs.org/doi/10.1021/acscentsci.1c01109>.

Experimental procedures, characterization data of synthesized compounds, NMR spectra ([PDF](#))

AUTHOR INFORMATION

Corresponding Author

Timothy Noël – Flow Chemistry Group, Van 't Hoff Institute for Molecular Sciences (HIMS), University of Amsterdam, 1098 XH Amsterdam, The Netherlands; orcid.org/0000-0002-3107-6927; Email: t.noel@uva.nl

Authors

Ting Wan – Flow Chemistry Group, Van 't Hoff Institute for Molecular Sciences (HIMS), University of Amsterdam, 1098 XH Amsterdam, The Netherlands

Zhenghui Wen – Flow Chemistry Group, Van 't Hoff Institute for Molecular Sciences (HIMS), University of Amsterdam, 1098 XH Amsterdam, The Netherlands

Gabriele Laudadio – Flow Chemistry Group, Van 't Hoff Institute for Molecular Sciences (HIMS), University of Amsterdam, 1098 XH Amsterdam, The Netherlands; Present Address: Department of Chemistry, Scripps Research, La Jolla, California 92037, United States; orcid.org/0000-0002-2749-8393

Luca Capaldo – Flow Chemistry Group, Van 't Hoff Institute for Molecular Sciences (HIMS), University of Amsterdam, 1098 XH Amsterdam, The Netherlands; orcid.org/0000-0001-7114-267X

Rob Lammers – Flow Chemistry Group, Van 't Hoff Institute for Molecular Sciences (HIMS), University of Amsterdam, 1098 XH Amsterdam, The Netherlands; Present Address: Department of Medical Biochemistry, Leiden

Institute of Chemistry, Leiden University, 2333 CC Leiden, The Netherlands

Juan A. Rincón – Centro de Investigación Lilly S.A., Alcobendas-Madrid 28108, Spain

Pablo García-Losada – Centro de Investigación Lilly S.A., Alcobendas-Madrid 28108, Spain

Carlos Mateos – Centro de Investigación Lilly S.A., Alcobendas-Madrid 28108, Spain

Michael O. Frederick – Small Molecule Design and Development, Eli Lilly and Company, Indianapolis, Indiana 46285, United States

Rémy Broersma – Signify Research, 5656 AE Eindhoven, The Netherlands

Complete contact information is available at:

<https://pubs.acs.org/10.1021/acscentsci.1c01109>

Author Contributions

[§]T.W. and Z.W. contributed equally to this work. T.W., G.L., L.C., and R.L. performed and analyzed the experiments on a laboratory scale. Z.W. performed the scale up studies with support from T.W. and L.C. T.W., Z.W., G.L., L.C., and T.N. designed the experiments. The photochemical reactor was developed by R.B. and colleagues from Signify. J.A.R., P.G.-L., C.M., and M.O.F. provided intellectual contributions via monthly discussions with regard to substrate scope and reaction design. L.C. and T.N. prepared this manuscript with input from all coauthors.

Notes

The authors declare the following competing financial interest(s): Signify holds Intellectual Property for the light sources.

FAIR data (primary NMR FID files) for compounds 3–38 can be found at <https://doi.org/10.21942/uva.17040392>.

ACKNOWLEDGMENTS

The authors are appreciative of the funding received from the Lilly Research Award Program. T.W. and Z.W. have both received support from the China Scholarship Council (CSC) for their PhD studies. L.C. acknowledges European Union's Horizon 2020 research and innovation programme under the Marie Skłodowska-Curie Grant Agreement No. 101023615 (Project Name: HAT-TRICK).

REFERENCES

- (1) Kerru, N.; Gummidi, L.; Maddila, S.; Gangu, K. K.; Jonnalagadda, S. B. A Review on Recent Advances in Nitrogen-Containing Molecules and Their Biological Applications. *Molecules* **2020**, *25*, 1909.
- (2) Torborg, C.; Beller, M. Recent Applications of Palladium-Catalyzed Coupling Reactions in the Pharmaceutical, Agrochemical, and Fine Chemical Industries. *Adv. Synth. Catal.* **2009**, *351*, 3027–3043.
- (3) Seifinoferest, B.; Tanbakouchian, A.; Larijani, B.; Mahdavi, M. Ullmann-Goldberg and Buchwald-Hartwig C–N Cross Couplings: Synthetic Methods to Pharmaceutically Potential N-Heterocycles. *Asian J. Org. Chem.* **2021**, *10*, 1319–1344.
- (4) Bariwal, J.; Van der Eycken, E. C–N Bond Forming Cross-Coupling Reactions: An Overview. *Chem. Soc. Rev.* **2013**, *42*, 9283.
- (5) Ruiz-Castillo, P.; Buchwald, S. L. Applications of Palladium-Catalyzed C–N Cross-Coupling Reactions. *Chem. Rev.* **2016**, *116*, 12564–12649.
- (6) Wolfe, J. P.; Wagaw, S.; Marcoux, J.-F.; Buchwald, S. L. Rational Development of Practical Catalysts for Aromatic Carbon-Nitrogen Bond Formation. *Acc. Chem. Res.* **1998**, *31*, 805–818.

- (7) Hartwig, J. Palladium-Catalyzed Amination of Aryl Halides: Mechanism and Rational Catalyst Design. *Synlett* **1997**, *1997*, 329–340.
- (8) Lovering, F. Escape from Flatland 2: Complexity and Promiscuity. *MedChemComm* **2013**, *4*, 515–519.
- (9) Lovering, F.; Bikker, J.; Humblet, C. Escape from flatland: Increasing saturation as an approach to improving clinical success. *J. Med. Chem.* **2009**, *52*, 6752–6756.
- (10) Park, Y.; Kim, Y.; Chang, S. Transition Metal-Catalyzed C–H Amination: Scope, Mechanism, and Applications. *Chem. Rev.* **2017**, *117*, 9247–9301.
- (11) Capaldo, L.; Ravelli, D.; Fagnoni, M. Direct Photocatalyzed Hydrogen Atom Transfer (HAT) for Aliphatic C–H Bonds Elaboration. *Chem. Rev.* **2021**, DOI: 10.1021/acs.chemrev.1c00263.
- (12) Hu, A.; Guo, J.-J.; Pan, H.; Zuo, Z. Selective Functionalization of Methane, Ethane, and Higher Alkanes by Cerium Photocatalysis. *Science* **2018**, *361*, 668–672.
- (13) Hu, A.; Guo, J. J.; Pan, H.; Tang, H.; Gao, Z.; Zuo, Z. δ -Selective Functionalization of Alkanols Enabled by Visible-Light-Induced Ligand-to-Metal Charge Transfer. *J. Am. Chem. Soc.* **2018**, *140*, 1612–1616.
- (14) An, Q.; Wang, Z.; Chen, Y.; Wang, X.; Zhang, K.; Pan, H.; Liu, W.; Zuo, Z. Cerium-Catalyzed C–H Functionalizations of Alkanes Utilizing Alcohols as Hydrogen Atom Transfer Agents. *J. Am. Chem. Soc.* **2020**, *142*, 6216–6226.
- (15) Papadopoulos, G. N.; Kokotou, M. G.; Spiliopoulou, N.; Nikitas, N. F.; Voutyritsa, E.; Tzaras, D. I.; Kaplaneris, N.; Kokotos, C. G. Phenylglyoxylic Acid: An Efficient Initiator for the Photochemical Hydrogen Atom Transfer C–H Functionalization of Heterocycles. *ChemSusChem* **2020**, *13*, S934–S944.
- (16) Zhao, R.; Shi, L. A Renaissance of Ligand-to-Metal Charge Transfer by Cerium Photocatalysis. *Org. Chem. Front.* **2018**, *5*, 3018–3021.
- (17) Sideri, I. K.; Voutyritsa, E.; Kokotos, C. G. Photoorganocatalysis, Small Organic Molecules and Light in the Service of Organic Synthesis: The Awakening of a Sleeping Giant. *Org. Biomol. Chem.* **2018**, *16*, 4596–4614.
- (18) Buglioni, L.; Raymenants, F.; Slattery, A.; Zondag, S. D. A.; Noël, T. Technological Innovations in Photochemistry for Organic Synthesis: Flow Chemistry, High-Throughput Experimentation, Scale-up, and Photoelectrochemistry. *Chem. Rev.* **2021**, DOI: 10.1021/acs.chemrev.1c00332.
- (19) Ryu, I.; Tani, A.; Fukuyama, T.; Ravelli, D.; Montanaro, S.; Fagnoni, M. Efficient C–H/C–N and C–H/C–CO–N Conversion via Decatungstate-Photoinduced Alkylation of Diisopropyl Azodicarboxylate. *Org. Lett.* **2013**, *15*, 2554–2557.
- (20) Bonassi, F.; Ravelli, D.; Protti, S.; Fagnoni, M. Decatungstate Photocatalyzed Acylations and Alkylations in Flow via Hydrogen Atom Transfer. *Adv. Synth. Catal.* **2015**, *357*, 3687–3695.
- (21) Mazzarella, D.; Pulcinella, A.; Bovy, L.; Broersma, R.; Noël, T. Rapid and Direct Photocatalytic C(sp³)-H Acylation and Arylation in Flow. *Angew. Chem., Int. Ed.* **2021**, *60*, 21277–21282.
- (22) Sarver, P. J.; Bissonnette, N. B.; MacMillan, D. W. C. Decatungstate-Catalyzed C(sp³)-H Sulfonylation: Rapid Access to Diverse Organosulfur Functionality. *J. Am. Chem. Soc.* **2021**, *143*, 9737–9743.
- (23) Laudadio, G.; Deng, Y.; van der Wal, K.; Ravelli, D.; Nuño, M.; Fagnoni, M.; Guthrie, D.; Sun, Y.; Noël, T. C(sp³)-H Functionalizations of Light Hydrocarbons Using Decatungstate Photocatalysis in Flow. *Science* **2020**, *369*, 92–96.
- (24) Kuang, Y.; Cao, H.; Tang, H.; Chew, J.; Chen, W.; Shi, X.; Wu, J. Visible Light Driven Deuteration of Formyl C–H and Hydridic C(sp³)-H Bonds in Feedstock Chemicals and Pharmaceutical Molecules. *Chem. Sci.* **2020**, *11*, 8912–8918.
- (25) Bonciolini, S.; Di Filippo, M.; Baumann, M. A scalable continuous photochemical process for the generation of aminopropylsulfones. *Org. Biomol. Chem.* **2020**, *18*, 9428–9432.
- (26) Ravelli, D.; Protti, S.; Fagnoni, M. Decatungstate Anion for Photocatalyzed “Window Ledge” Reactions. *Acc. Chem. Res.* **2016**, *49*, 2232–2242.
- (27) Capaldo, L.; Ravelli, D. Hydrogen Atom Transfer (HAT): A Versatile Strategy for Substrate Activation in Photocatalyzed Organic Synthesis. *Eur. J. Org. Chem.* **2017**, *2017*, 2056–2071.
- (28) Cambié, D.; Bottecchia, C.; Straathof, N. J. W.; Hessel, V.; Noël, T. Applications of Continuous-Flow Photochemistry in Organic Synthesis, Material Science, and Water Treatment. *Chem. Rev.* **2016**, *116*, 10276–10341.
- (29) Ravelli, D.; Fagnoni, M.; Fukuyama, T.; Nishikawa, T.; Ryu, I. Site-Selective C–H Functionalization by Decatungstate Anion Photocatalysis: Synergistic Control by Polar and Steric Effects Expands the Reaction Scope. *ACS Catal.* **2018**, *8*, 701–713.
- (30) Papadopoulos, G. N.; Kokotos, C. G. Photoorganocatalytic One-Pot Synthesis of Hydroxamic Acids from Aldehydes. *Chem. - Eur. J.* **2016**, *22*, 6964–6967.
- (31) Papadopoulos, G. N.; Kokotos, C. G. One-Pot Amide Bond Formation from Aldehydes and Amines via a Photoorganocatalytic Activation of Aldehydes. *J. Org. Chem.* **2016**, *81*, 7023–7028.
- (32) Knorr Pyrazole Synthesis. In *Name Reactions*; Springer-Verlag: Berlin, Heidelberg, 2006; pp 331–334.
- (33) Wan, T.; Capaldo, L.; Laudadio, G.; Nyuchev, A. V.; Rincón, J. A.; García-Losada, P.; Mateos, C.; Frederick, M. O.; Nuño, M.; Noël, T. Decatungstate-Mediated C(sp³)-H Heteroarylation via Radical-Polar Crossover in Batch and Flow. *Angew. Chem., Int. Ed.* **2021**, *60*, 17893–17897.
- (34) Dong, Z.; Wen, Z.; Zhao, F.; Kuhn, S.; Noël, T. Scale-up of micro- and milli-reactors: An overview of strategies, design principles and applications. *Chem. Eng. Sci. X.* **2021**, *10*, 100097.
- (35) Donnelly, K.; Baumann, M. Scalability of Photochemical Reactions in Continuous Flow Mode. *J. Flow Chem.* **2021**, *11*, 223–241.
- (36) Corcoran, E. B.; McMullen, J. P.; Lévesque, F.; Wismer, M. K.; Naber, J. R. Photon Equivalents as a Parameter for Scaling Photoredox Reactions in Flow: Translation of Photocatalytic C–N Cross-Coupling from Lab Scale to Multikilogram Scale. *Angew. Chem., Int. Ed.* **2020**, *59*, 11964–11968.
- (37) Harper, K. C.; Moschetta, E. G.; Bordawekar, S. V.; Wittenberger, S. J. A Laser Driven Flow Chemistry Platform for Scaling Photochemical Reactions with Visible Light. *ACS Cent. Sci.* **2019**, *5*, 109–115.
- (38) Beatty, J. W.; Douglas, J. J.; Miller, R.; McAtee, R. C.; Cole, K. P.; Stephenson, C. R. J. Photochemical Perfluoroalkylation with Pyridine N-Oxides: Mechanistic Insights and Performance on a Kilogram Scale. *Chem.* **2016**, *1*, 456–472.
- (39) Buzzetti, L.; Crisenza, G. E. M.; Melchiorre, P. Mechanistic Studies in Photocatalysis. *Angew. Chem., Int. Ed.* **2019**, *58*, 3730–3747.
- (40) Lovato, K.; Fier, P. S.; Maloney, K. M. The Application of Modern Reactions in Large-Scale Synthesis. *Nat. Rev. Chem.* **2021**, *5*, 546–563.