

**Model-based cross-correlation search for gravitational waves
from the low-mass X-ray binary Scorpius X-1 in LIGO O3 data**R. ABBOTT¹
et al.

THE LIGO SCIENTIFIC COLLABORATION, THE VIRGO COLLABORATION, AND THE KAGRA COLLABORATION

¹*LIGO Laboratory, California Institute of Technology, Pasadena, CA 91125, USA*

(Dated: 2022 September 2)

ABSTRACT

We present the results of a model-based search for continuous gravitational waves from the low-mass X-ray binary Scorpius X-1 using LIGO detector data from the third observing run of Advanced LIGO, Advanced Virgo and KAGRA. This is a semicoherent search which uses details of the signal model to coherently combine data separated by less than a specified coherence time, which can be adjusted to balance sensitivity with computing cost. The search covered a range of gravitational-wave frequencies from 25 Hz to 1600 Hz, as well as ranges in orbital speed, frequency and phase determined from observational constraints. No significant detection candidates were found, and upper limits were set as a function of frequency. The most stringent limits, between 100 Hz and 200 Hz, correspond to an amplitude h_0 of about 10^{-25} when marginalized isotropically over the unknown inclination angle of the neutron star’s rotation axis, or less than 4×10^{-26} assuming the optimal orientation. The sensitivity of this search is now probing amplitudes predicted by models of torque balance equilibrium. For the usual conservative model assuming accretion at the surface of the neutron star, our isotropically-marginalized upper limits are close to the predicted amplitude from about 70 Hz to 100 Hz; the limits assuming the neutron star spin is aligned with the most likely orbital angular momentum are below the conservative torque balance predictions from 40 Hz to 200 Hz. Assuming a broader range of accretion models, our direct limits on gravitational-wave amplitude delve into the relevant parameter space over a wide range of frequencies, to 500 Hz or more.

1. INTRODUCTION

Rapidly rotating neutron stars (NSs) are primary targets for continuous gravitational wave (GW) searches with the current network of ground based detectors, LIGO, Virgo and KAGRA. In these stars a deformation, or “mountain”, sustained by elastic or magnetic strains, may result in a time varying quadrupole from rotation, leading to the emission of GWs. Similarly modes of oscillation may also lead to GW emission (see [Lasky \(2015\)](#) for a review).

In particular, NSs in low-mass X-ray binaries (LMXBs) are some of the most promising sources. In these systems magnetically channeled accretion from the companion onto the NS provides a mechanism to create a “mountain” ([Ushomirsky et al. 2000](#); [Melatos & Payne 2005](#); [Singh et al. 2020](#); [Osborne & Jones 2020](#)), and the resulting GW torque may provide the solution to an astrophysical conundrum. There appears to be a sharp

observed cut-off in the spin frequency (ν_s) distribution of NS in LMXBs at $\nu_s \approx 750$ Hz ([Chakrabarty et al. 2003](#); [Patruno et al. 2017](#)), well below the theoretical breakup frequency for a NS ([Haskell et al. 2018](#)).

Although there are still several uncertainties in the modelling of the spinup accretion torques ([Glampedakis & Suvorov 2021](#); [Patruno & Watts 2021](#)), which may explain this observation ([Patruno et al. 2012](#); [Ertan & Alpar 2021](#)), it has been suggested that the spindown GW torques due to mountains can lead to an equilibrium that naturally explains the observed spins of NSs in LMXBs ([Papaloizou & Pringle 1978](#); [Wagoner 1984](#); [Bildsten 1998](#)), and the clustering of systems close to the maximum frequency ([Patruno et al. 2017](#); [Gittins & Andersson 2019](#)). In such a scenario there is a natural correlation between the observed X-ray flux and the expected strength of the GWs, as a higher accretion rate leads to a stronger spinup torque and thus requires a stronger GW torque for equilibrium. [Note

that even if this equilibrium holds on average, there is expected to be some slight fluctuation in frequency or “spin wandering” (Bildsten et al. 1997; Mukherjee et al. 2018).] Scorpius X-1 (Sco X-1), the most luminous LMXB, which is presumed to consist of a NS of mass $\approx 1.4M_{\odot}$ in a binary orbit with a companion star of mass $\approx 0.4M_{\odot}$ (Steeghs & Casares 2002), is therefore a very promising potential source of GWs. Some of the parameters inferred from electromagnetic observations of the system are summarized in Table 1. Note that the orbital eccentricity of Sco X-1 is believed to be small (Steeghs & Casares 2002; Wang et al. 2018), and is ignored in this search. Inclusion of eccentric orbits would add two search parameters which are determined by the eccentricity and the argument of periaapse (Messenger 2011; Leaci & Prix 2015).

Given its promise as a source for potentially detectable continuous gravitational waves, Sco X-1 has been the subject of numerous GW searches and search methods to date, starting with a fully-coherent search (Jaranowski et al. 1998) of six hours from initial LIGO’s second science run (Abbott et al. 2007a). Beginning with the fourth science run, results for Sco X-1 have been reported (Abbott et al. 2007b; Abadie et al. 2011) as part of a search for stochastic signals from isolated sky positions, also known as the radiometer search (Ballmer 2006), which has continued in advanced LIGO’s first three observing runs (Abbott et al. 2017a, 2019a, 2021a). Sco X-1 has also been included in a search principally designed for unknown binary systems (Goetz & Riles 2011), and subsequently improved to search directly for Sco X-1 (Meadors et al. 2016); these searches were applied to data from initial LIGO’s fifth and sixth science runs (Aasi et al. 2014; Meadors et al. 2017). A search method connected to Doppler-modulated sidebands (Messenger & Woan 2007; Sammut et al. 2014) was developed and applied to data from initial LIGO’s sixth science run (Aasi et al. 2015a). This was further adopted into the so-called Viterbi search (Suvorova et al. 2016; Suvorova et al. 2017), which uses a hidden Markov model to track possible spin wandering; the Viterbi search has been applied to data from advanced LIGO’s first three observing runs (Abbott et al. 2017b, 2019b, 2022a). The cross-correlation method (Dhurandhar et al. 2008; Whelan et al. 2015) used in the present work is an extension of the radiometer search which uses the signal model of GWs from an LMXB such as Sco X-1 to look for correlations between data at different times. It has been applied to data from advanced LIGO’s first and second science runs to set the strongest limits so far

Table 1. Observed parameters of the LMXB Sco X-1.

Parameter	Value
Right ascension ^a	16 ^h 19 ^m 55.0850 ^s
Declination ^a	−15°38′24.9″
Distance (kpc)	2.8 ± 0.3
orbital inclination i ^b	44° ± 6°
K_1 (km/s) ^c	[40, 90]
t_{asc} (GPS s) ^d	974416624 ± 50
P_{orb} (s) ^e	68023.86 ± 0.043

References—Bradshaw et al. (1999); Fomalont et al. (2001); Wang et al. (2018)

NOTE—Uncertainties are 1σ unless otherwise stated. There are uncertainties (relevant to the present search) in the projected velocity amplitude K_1 of the NS, the orbital period P_{orb} , and the time t_{asc} at which the neutron star crosses the ascending node (moving away from the observer), measured in the Solar System barycenter.

^aThe sky position [as quoted in Abbott et al. (2007a) derived from Bradshaw et al. (1999)] is determined to the microarcsecond, and therefore can be treated as known in the present search.

^bThe inclination i of the orbit to the line of sight, from observation of radio jets in Fomalont et al. (2001), is not necessarily the same as the inclination angle ι of the neutron star’s spin axis, which determines the degree of polarization of the GW in equation (1).

^cThe projected orbital velocity K_1 as estimated by Doppler tomography measurements and Monte Carlo simulations in Wang et al. (2018) which show K_1 to be weakly determined beyond the constraint that $40 \text{ km/s} \lesssim K_1 \lesssim 90 \text{ km/s}$.

^dThe time of ascension t_{asc} , at which the neutron star crosses the ascending node (moving away from the observer), measured in the Solar System barycenter, is derived from the time of inferior conjunction of the companion given in Wang et al. (2018) by subtracting $P_{\text{orb}}/4$. It corresponds to a time of 2010–Nov–21 23:16:49 UTC, and can be propagated to other epochs by adding an integer multiple of P_{orb} , which results in increased uncertainty in t_{asc} and correlations between P_{orb} and t_{asc} ; see Fig. 2.

^eThe orbital period reported in Wang et al. (2018). Note that this differs from the previous estimate in Galloway et al. (2014) by 2.6σ .

on GWs from Sco X-1 (Abbott et al. 2017c; Zhang et al. 2021).

The Advanced LIGO gravitational-wave observatory (Aasi et al. 2015b) has conducted three observing runs, the last two in coordination with Advanced Virgo (Acernese et al. 2015). In these three runs, transient GWs were detected from over 90 coalescences of binary systems of black holes and/or NSs (Abbott et al. 2021b). The LIGO-Virgo O3 observing run (Abbott et al. 2020; Buikema 2020) began on 2019–Apr–01 15:00:00 UTC (GPS 1238166018), continued until a commissioning break at 2019–Oct–01 15:00:00 UTC (GPS 1253977218), resumed on 2019–Nov–01 15:00:00 UTC (GPS 1256655618), and ended on 2020–Mar–27 17:00:00 UTC (GPS 1269363618). In April 2020, immediately following the LIGO-Virgo run, the KAGRA detector (Aso et al. 2013; Akutsu et al. 2021) and the GEO 600 detector (Lück et al. 2010; Afeldt et al. 2014; Dooley et al. 2016) conducted joint observations (Abbott et al. 2022b). In this analysis, we use data from the two LIGO detectors, as Virgo and KAGRA data were significantly less sensitive.

We use the calibrated data which are limited to times when a detector was in scientific observing mode (Davis et al. 2021). Due to the presence of transient instrumental glitches which degrade the sensitivity by raising the overall noise spectrum, we apply the “self-gating” procedure (Zweizig & Riles 2021) to remove these glitches when analyzing data below 600 Hz. This reduces the total volume of data included in the analysis below 600 Hz from 243–244 days to 231–240 days for the LIGO Hanford detector and from 250–251 days to 216–248 days for the LIGO Livingston detector. (The ranges are due to differences in the time baseline used in producing Fourier transforms at different frequencies; *cf.* Sec. 3.)

In addition, as in Abbott et al. (2017c), we exclude from our analysis frequencies at which the data are known to be influenced by instrumental disturbances of narrow frequency extent, known as “lines”. In practice, this procedure removes data from times at which the signal model has Doppler-shifted the signal frequency f_0 of the search template into the instrumental line, reducing the sensitivity of the search near known lines.

The remainder of the paper is laid out as follows: In Sec. 2 we describe the properties of Sco X-1 and the modelled GW signal from it. In Sec. 3 we describe the specifics of the cross-correlation search as implemented for this analysis. In Sec. 4 we describe the identification and followup of potential signals. Section 5 sets upper limits on the strength of GWs from Sco X-1 from the sensitivity and result of the search on Advanced LIGO data and simulated signals, and considers their implica-

tions on various torque balance models. Finally, Sec. 6 contains the conclusions.

2. MODEL OF GRAVITATIONAL WAVES FROM SCO X-1

The modelled GW signal from a rotating NS consists of a “plus” polarization component $h_+(t) = A_+ \cos[\Phi(t)]$ and a “cross” polarization component $h_\times(t) = A_\times \sin[\Phi(t)]$. The signal recorded in a particular detector will be a linear combination of h_+ and h_\times determined by the detector’s orientation as a function of time. The two polarization amplitudes are

$$A_+ = h_0 \frac{1 + \cos^2 \iota}{2} \quad \text{and} \quad A_\times = h_0 \cos \iota, \quad (1)$$

where h_0 is an intrinsic amplitude describing the strength of the signal when it reaches the solar system, and ι is the inclination of the neutron star’s spin to the line of sight. (For a neutron star in a binary, the spin inclination ι is not necessarily equal to the inclination i of the binary orbit.) If $\iota = 0^\circ$ or 180° , $A_\times = \pm A_+$, and gravitational radiation is circularly polarized. If $\iota = 90^\circ$, $A_\times = 0$, and it is linearly polarized. The general case, elliptical polarization, has $0 < |A_\times| < A_+$. Many search methods are sensitive to the combination

$$(h_0^{\text{eff}})^2 = \frac{A_+^2 + A_\times^2}{2} = h_0^2 \frac{[(1 + \cos^2 \iota)/2]^2 + [\cos \iota]^2}{2}, \quad (2)$$

which is equal to h_0^2 for circular polarization and $h_0^2/8$ for linear polarization (Messenger et al. (2015)); this was the convention used in Abbott et al. (2017c) but differs by a factor of 2.5 from the definition of $(h_0^{\text{eff}})^2$ in Whelan et al. (2015).

In order to understand the astrophysical relevance of the GW strengths we are probing, a useful benchmark is the so-called torque-balance level. As already mentioned, it has been suggested that an LMXB, such as Sco X-1 may be in an equilibrium state where the spinup torque due to accretion is balanced by a spindown torque due to GWs emission (Papaloizou & Pringle 1978; Wagoner 1984; Bildsten 1998). In order to obtain an estimate of the GW amplitude we start by taking a simple spinup torque of the form (Pringle & Rees 1972):

$$N_A = \dot{M} \sqrt{GM} r, \quad (3)$$

where \dot{M} is the mass accretion rate onto the NS, which we infer from the X-ray flux F_X , M is the mass of the star, G the gravitational constant and r is the lever arm, *i.e.*, the radius at which the accretion torque is applied. By balancing the spinup torque with the GW torque, *i.e.*, imposing $N_A = \dot{E}_{GW}/2\pi\nu_s$, we can obtain the GW

amplitude (Watts et al. 2008):

$$h_0 \approx 5.48 \times 10^{-27} \left(\frac{F_X}{10^{-8} \text{ erg cm}^{-2} \text{ s}^{-1}} \right)^{1/2} \left(\frac{\nu_s}{300 \text{ Hz}} \right)^{-1/2} \times \left(\frac{R_*}{10 \text{ km}} \right)^{1/2} \left(\frac{r}{10 \text{ km}} \right)^{1/4} \left(\frac{M}{1.4 M_\odot} \right)^{1/4}. \quad (4)$$

Note that the usual torque balance benchmark assumes that accretion occurs at the surface of the NS, $r = R_* = 10 \text{ km}$. [If the magnetic field is strong enough to truncate the accretion disc above the surface, the lever arm will instead be the Alfvén radius, $r = r_A$ and the GW amplitude implied by equation (4) will be larger, as given in e.g., Zhang et al. (2021); Abbott et al. (2022a).] For Sco X-1, using the observed X-ray flux $F_X = 3.9 \times 10^{-7} \text{ erg cm}^{-2} \text{ s}^{-1}$ from Watts et al. (2008), and assuming that the GW frequency f_0 is twice the spin frequency ν_s (as would be the case for GWs generated by triaxiality in the NS), the torque balance value is

$$h_0 \approx 3.4 \times 10^{-26} \left(\frac{f_0}{600 \text{ Hz}} \right)^{-1/2}. \quad (5)$$

It is important to note that this amplitude is simply an order of magnitude estimate, which we use as a benchmark to understand if our searches are probing astrophysically significant portions of parameter space. Much of the physics entering the accretion torque is, in fact, highly uncertain, and depends on unknown physical parameters, such as for example the topology of the stellar magnetic field, the disk-field coupling, viscous heating in the disk, efficiency of X-ray emission, or radiation pressure in the disk. All these effects can strongly influence the spinup torque, leading not only to a large rescaling (of up to an order of magnitude) of the strength of the torque in equation (3), but in general also to different scalings with the parameters of the system (Patruno et al. 2012; Haskell et al. 2015; Glampedakis & Suvorov 2021). For example Andersson et al. (2005) have even suggested that, for high accretion luminosities, radiation pressure will lead to a sub-Keplerian disk and a strongly reduced spinup torque. In this case Sco X-1 would host a slowly rotating NS, which does not emit GWs in our current search band. In light of the various uncertainties, we will retain the standard simplifying assumptions in the derivation of equation (5) for most of our torque balance comparisons, but keep in mind that the torque-balance level is uncertain and model-dependent, and should not be interpreted too strictly.

3. SETUP OF CROSS-CORRELATION SEARCH

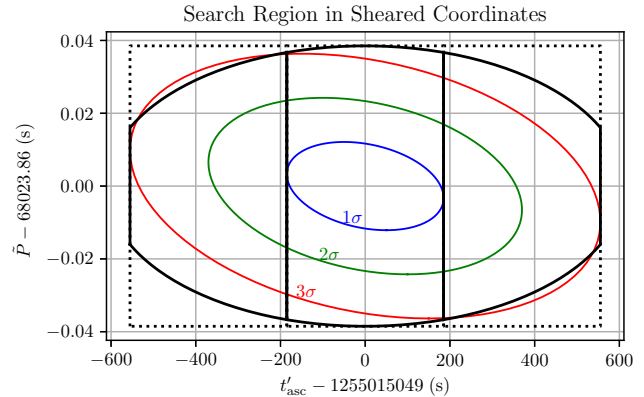


Figure 1. Search region in terms of parameters t'_{asc} and \tilde{P} defined in equation (7) and equation (8), respectively. The lattice is constructed to completely cover, with maximum mismatch 0.25, the solid black truncated ellipse. The solid black ellipse has semi-axes $3.3 \times 185 \text{ s}$ in t'_{asc} and $3.3 \times 0.011 \text{ s}$ in \tilde{P} , and the truncating boundaries are at $\pm 3 \times 185 \text{ s}$ of the most likely t'_{asc} value. For comparison, the thin colored ellipses show curves of constant prior probability corresponding to 1σ , 2σ , and 3σ (containing 39.3%, 86.5%, and 98.9% of the prior probability, respectively), including the effects of changing coordinates from t_{asc} and P_{orb} appearing in Table 1 to t'_{asc} and \tilde{P} . The inner search region, in which we choose a longer T_{max} to do a deeper search, is within $\pm 185 \text{ s}$ of the most likely value of t'_{asc} and contains 68.1% of the prior probability, while the full search region, within $\pm 3 \times 185 \text{ s}$ of the most likely t'_{asc} value, contains 99.2% of the prior probability. The slight misalignment of the prior and search ellipses is due to a software bug, which led to a definition of \tilde{P} which differed slightly from the optimal one, as described in Sec. 3. The dashed rectangular boundaries show the region effectively covered by the majority of search jobs for which the “sheared” period coordinate \tilde{P} was unresolved in many search jobs, i.e., the mismatch associated with an offset of $3.3 \times 0.011 \text{ s}$ from the most likely value 68023.86 s was less than 0.0625.

The cross-correlation (CrossCorr) search method (Dhurandhar et al. 2008; Whelan et al. 2015) has been used to search for GWs from Sco X-1 in LIGO data from the first two observing runs of Advanced LIGO and Advanced Virgo (Abbott et al. 2017c; Zhang et al. 2021). It uses the signal model described in Sec. 2 to construct an appropriately weighted statistic ρ including correlations between data separated by up to a coherence time T_{max} . The statistic is constructed using short Fourier transforms (SFTs) of length T_{sft} . If the SFTs are labelled by an index K, L , etc., which encodes the detector and time of the SFT, and z_K is an appropriately normalized combination of the Fourier data at the frequency of interest, we can write the statistic ρ as

$$\rho = \sum_{KL \in \mathcal{P}} (W_{KL} z_K^* z_L + W_{KL}^* z_K z_L^*). \quad (6)$$

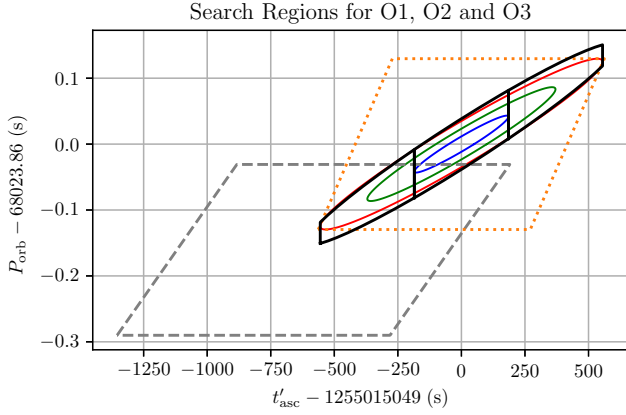


Figure 2. The search regions and prior uncertainties shown in Fig. 1, expressed in terms of the system parameters t'_{asc} and P_{orb} . For reference, we also show the regions used for the O1 analysis in Abbott et al. (2017c) (gray dashed lines) and reported for the O2 analysis in Zhang et al. (2021) (orange dotted lines), propagated to the epoch of this search (which transforms the rectangular search regions into parallelograms). Note that the search region for Abbott et al. (2017c) is offset in both P_{orb} and t'_{asc} because it used the P_{orb} estimate in Galloway et al. (2014), while the others used the updated estimate in Wang et al. (2018). The analysis of Abbott et al. (2017c) is still believed to have covered the plausible signal space, because of the under-resolution of the period direction, and the fact that the offset in t'_{asc} induced by the inaccurate P_{orb} value was less for the epoch of the search (2015 rather than 2019).

where \mathcal{P} is the set of all pairs of SFTs whose start times differ by T_{max} or less, and W_{KL} is a complex weighting factor constructed using the signal model. Since the choice of frequency bin(s) in the construction of z_K , and the amplitude and phase of the weighting factor W_{KL} for each SFT pair, depend on the unknown parameters of the signal, we must conduct the search at a set of points in parameter space, each of which defines a “search template”.

The maximum separation T_{max} can be chosen to “tune” the search: higher T_{max} values produce a more sensitive search, but can significantly increase computing cost, both due to the increased number of correlation terms in the statistic and especially due to the increased density of search templates needed in the parameter space. As detailed in (Abbott et al. 2017c), the T_{sft} and T_{max} values were chosen as a function of frequency and orbital parameters in order to optimize the search at a given computing cost. For the present search, we used the same T_{max} values as in O1 rather

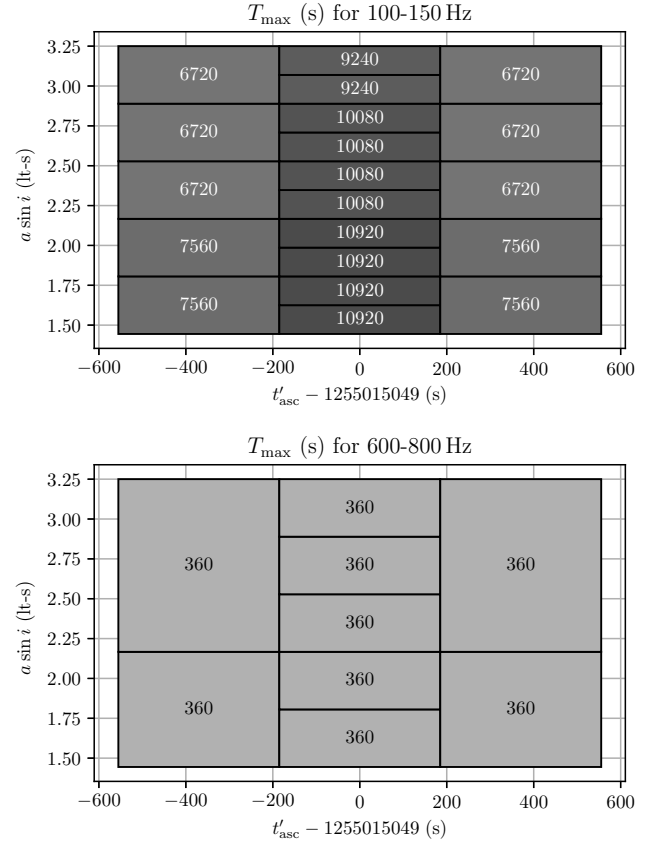


Figure 3. Illustration of parameter space cells in t'_{asc} and $a \sin i$, and example of coherence times T_{max} , in seconds, chosen as a function of the orbital parameters of the NS. Increasing coherence time improves the sensitivity but increases the computational cost of the search. The values used are the same as in Abbott et al. (2017c), except between 400 Hz and 600 Hz, where they have been doubled; see Table 3 for details.

than re-optimizing.¹ The one exception is for the frequency range 400 – 600 Hz, for which the achievable sensitivity is closer in O3 than it was in O1 to the signal strength nominally expected from the torque balance model equation (5); for those frequencies, we used double the T_{max} of the O1 search. Note that, even with the same coherence times, the O3 search would require more computing resources than the O1 search, due to the increased observing time. However, by using a more efficient template lattice and convenient coordinate choices as described in Wagner et al. (2022), we are able to offset

¹ The O2 analysis of Zhang et al. (2021), which was limited to frequencies between 40 and 180 Hz, used a longer coherence time of ~ 19 hr by leveraging the resampling techniques described in Meadors et al. (2017).

Table 2. Parameters used for the Cross-Correlation search.

Parameter	Range
f_0 (Hz)	[25, 1600]
$a \sin i$ (lt-s) ^a	[1.44, 3.25]
t'_{asc} (GPS s) ^b	$1255015049 \pm 3 \times 185$
\tilde{P} (s) ^c	$68023.86 \pm 3.3 \times 0.011$

^aThe range for the projected semimajor axis $a \sin i = K_1 P_{\text{orb}} / (2\pi)$ in light-seconds was taken from the constraint $K_1 \in [40, 90]$ km/s.

^bThis value for the time of ascension t'_{asc} , defined in equation (7), has been propagated forward by 4125 orbits from the value of t_{asc} in Table 1, and corresponds to a time of 2019–Oct–13 15:17:11 UTC, near the middle of the O3 run. The increase in uncertainty is due to the uncertainty in P_{orb} .

^cThis is the “sheared” period defined in equation (8); note that the uncertainty in \tilde{P} has been reduced compared to the marginal uncertainty in P_{orb} by the same factor by which the uncertainty in t'_{asc} has been increased relative to that for t_{asc} , as described in Wagner et al. (2022). The search region in \tilde{P} is given by the elliptical boundary shown in Fig. 1, but it is defined as “unresolved” if only one template is needed to cover $68023.86 \pm 3.3 \times 0.011$ at a maximum mismatch of 0.0625.

the increase in observing time and maintain a manageable computing time.

In addition to the signal frequency, f_0 , we search over the orbital parameters of the system, as summarized in Table 2. The projected semimajor axis of the orbit is assumed to lie in the range $a \sin i \in [1.44, 3.25]$ light-seconds, corresponding to a range in projected orbital velocity of [40, 90] km/sec. The search region in orbital period P_{orb} and time of ascension t_{asc} is constructed using the method of Wagner et al. (2022): the time of ascension t_{asc} is propagated 4125 orbits to define

$$t'_{\text{asc}} = t_{\text{asc}} + 4125 \times 68023.86 \text{ s}, \quad (7)$$

and the “sheared” orbital period is defined as

$$\tilde{P} = P_{\text{orb}} - 2.42 \times 10^{-4} (t'_{\text{asc}} - 1255015049). \quad (8)$$

The most likely t'_{asc} is 2019–Oct–13 15:17:11 UTC (GPS 1255015049). The coordinates t'_{asc} and \tilde{P} are approxi-

mately uncorrelated both in the parameter space metric of the search and in the astrophysical prior distribution.² Note that the included prior probability is an underestimate of the efficiency in covering parameter space, since the “sheared” period coordinate \tilde{P} was unresolved in many search jobs, i.e., the mismatch associated with an offset of 3.3×0.011 s from the most likely value 68023.86 s (the dashed rectangular boundaries in Fig. 1) was less than 0.0625.

The search was done over a range of $t'_{\text{asc}} = 1255015049 \pm 3 \times 185$ s and with \tilde{P} constrained to lie in an elliptical region centered on 68023.86 s with semi-axes of 3.3×0.011 s for \tilde{P} and 3.3×185 s for t'_{asc} , as illustrated in Fig. 1. For reference, in Fig. 2 we show this region in the coordinates $(t'_{\text{asc}}, P_{\text{orb}})$, along with the search regions used in Abbott et al. (2017c) and Zhang et al. (2021), propagated forward in time to the epoch considered in this analysis.

To perform the analysis, the parameter space was divided into small jobs which could be run in parallel. Each 5 Hz frequency band was divided into between 100 and 4000 sub-bands, and the orbital parameter space was divided into 9 or 20 cells, as illustrated in Fig. 3. These subdivisions of parameter space were chosen so that each analysis job would run in a reasonable amount of time ($\lesssim 10$ hr), allowing the analysis to be done quickly via distributed computing.

Search templates were placed in the parameter space using an A_n^* lattice with a maximum mismatch of 0.25 as described in Wagner et al. (2022); Wette (2014). Because the use of the sheared coordinate \tilde{P} reduces the one-sigma prior uncertainty from 0.043 s to 0.011 s, the period was unresolved for most search jobs. We computed the maximum mismatch $\mu_{\text{max}}^{\tilde{P}}$ associated with an offset of 3.3×0.011 s. For jobs in which $\mu_{\text{max}}^{\tilde{P}} \leq 0.0625$, the initial search was done with $\tilde{P} = 68023.86$ s and an A_3^* lattice in the other three parameters ($f_0, a \sin i, t'_{\text{asc}}$). To account for the non-zero mismatch contribution from the possible \tilde{P} offset, the maximum mismatch of the A_3^* lattice was set to $0.25 - \mu_{\text{max}}^{\tilde{P}}$. (Note that this actually guarantees coverage at the specified maximum mismatch over a rectangle in $t'_{\text{asc}}, \tilde{P}$ rather than just the ellipse shown in Fig. 1.) If, on the other hand, the \tilde{P} coordinate was resolved in a particular search job, an A_4^* lattice in all of the coordinates with maximum mismatch of 0.25 was used.

² The correlations would have been even smaller, had the optimal coefficient 2.25×10^{-4} been used in equation (8), but a software bug led to the use of the coefficient 2.42×10^{-4} . The impact of this error is negligible, however, reducing the prior probability covered by the search region from 99.4% to 99.2%.

Table 3. Summary of Numbers of Templates and Candidates.

f_0 (Hz)		T_{sft}	T_{max} (s)		ρ	number of	expected Gauss	followup level			
min	max	(s)	min	max	thresh ^a	templates	false alarms ^b	0 ^c	1 ^d	2 ^e	3 ^f
25	50	1440	10080	18720	6.3	5.68×10^9	0.8	63	31	10	1
50	100	1020	8160	14280	6.3	2.88×10^{10}	4.3	131	114	40	2
100	150	840	6720	10920	6.3	6.13×10^{10}	9.1	169	166	73	3
150	200	720	5040	8640	6.3	6.69×10^{10}	10.0	171	170	68	2
200	300	600	2400	4800	6.3	4.54×10^{10}	6.7	66	66	14	4
300	400	510	1530	3060	6.3	2.09×10^{10}	3.1	19	19	1	1
400	600	360	720	2160	6.2	3.46×10^{10}	9.8	343	226	20	9
600	800	360	360	360	5.8	1.80×10^9	6.0	15	15	0	0
800	1200	300	300	300	5.8	4.36×10^9	14.5	226	70	2	0
1200	1600	240	240	240	5.8	4.36×10^9	14.5	346	55	2	0

NOTE—For each range of frequencies, this table shows the SFT duration T_{sft} , the minimum and maximum coherence time T_{max} used for the search, across the different orbital parameter space cells (see Fig. 3), the threshold in signal-to-noise ratio (S/N) ρ used for followup, the total number of templates, and the number of candidates at various stages of the process. (See Sec. 4 for detailed description of the followup procedure.)

^aThis is the threshold for initiating followup, i.e., to produce a level 0 candidate.

^bThis is the number of candidates that would be expected in Gaussian noise, given the number of templates and the followup threshold.

^cThis is actual number of candidates (after clustering) which crossed the S/N threshold and were followed up.

^dThis is the number of candidates remaining after refinement. All of the candidates “missing” at this stage have been removed by the single-detector veto for unknown lines, defined in Sec. 4.

^eThis is the number of candidates remaining after each has been followed up with a T_{max} equal to $4\times$ the original T_{max} for that candidate. (True signals should approximately double their S/N; any candidates whose S/N goes down have been dropped.) All of the signals present at this stage are shown in Fig. 5, which also shows the behavior of the search on simulated signals injected in software.

^fThis is the number of candidates remaining after T_{max} has been increased to $16\times$ its original value.

$T_{\text{max}} \leq 18720$ s the expected loss of S/N is

As noted in Sec. 1, even in approximate equilibrium, Sco X-1 may undergo stochastic variation of the GW frequency f_0 , also known as “spin wandering”. As in Abbott et al. (2017c) we can apply the estimates in Whelan et al. (2015) to set bounds on the loss of S/N under a simplistic model in which the GW frequency undergoes a net spinup or spindown of magnitude $|\dot{f}|_{\text{drift}}$, changing on a time scale T_{drift} . For O3, in which the duration of the run from start to end is $T_{\text{run}} = 3.12 \times 10^7$, and the coherence times used for the initial search are

$$\frac{E[\rho]^{\text{ideal}} - E[\rho]}{E[\rho]^{\text{ideal}}} \approx 0.018 \left(\frac{T_{\text{drift}}}{10^6 \text{ s}} \right) \left(\frac{|\dot{f}|_{\text{drift}}}{10^{-12} \text{ Hz/s}} \right)^2 \left(\frac{T_{\text{max}}}{18720 \text{ s}} \right)^2. \quad (9)$$

which indicates that spin wandering is not likely to be an important effect for this search. Also, as noted in Zhang et al. (2021), the predictions of Mukherjee et al. (2018) based on the time-variation of the X-ray flux from Sco X-1 imply considerably less spin wandering than the naïve $|\dot{f}|_{\text{drift}}-T_{\text{drift}}$ model, whose fiducial parameters are taken from Messenger et al. (2015).

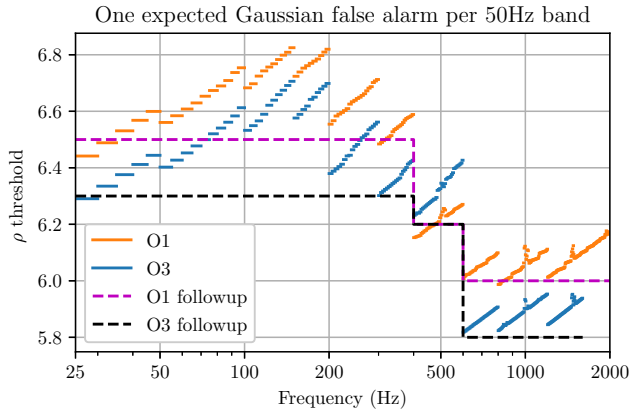


Figure 4. Selection of followup threshold as a function of frequency. If the data contained no signal and only Gaussian noise, each template in the parameter space would have some chance of producing a statistic value exceeding a given threshold. Within each 5 Hz frequency band, the total number of templates was computed and used to find the threshold at which the expected number of Gaussian outliers above that value would be 0.1. This is shown with short blue lines for the templates in the present search (*cf.* Table 3); for reference, the thresholds calculated from the numbers of templates in the O1 search of Abbott et al. (2017c) are shown in orange. Because of the more efficient template placement of algorithm from Wagner et al. (2022), the O3 search has fewer templates, and therefore a lower implied threshold, than the O1 search which used the same coherence times. The exception is for $400 \text{ Hz} < f_0 < 600 \text{ Hz}$, where the same threshold of 6.2 was used for the O1 and O3 searches, and the latter used twice the coherence time (and therefore a denser parameter space lattice) of the former. The present search uses a threshold of 6.3 for $25 \text{ Hz} < f_0 < 400 \text{ Hz}$ and 5.8 for $600 \text{ Hz} < f_0 < 1600 \text{ Hz}$ (black dashed line), which are lower than in the O1 search (magenta dashed line). Note that the large number of non-Gaussian outliers (*cf.* Table 3) makes the Gaussian followup level an imprecise tool in any event.

4. CANDIDATES, OUTLIERS AND FOLLOWUP

The detection statistic ρ is normalized to have zero mean and unit variance in Gaussian noise. As in Abbott et al. (2017c), we make a naïve estimate of the expected background by assuming each search template to represent an independent Gaussian random number, and use this value to set the threshold at an approximate level of one expected false alarm level per 50 Hz. As shown in Fig. 4, the threshold for followup for this search was set at 6.3 for $25 \text{ Hz} < f_0 < 400 \text{ Hz}$, 6.2 for $400 \text{ Hz} < f_0 < 600 \text{ Hz}$, and 5.8 for $600 \text{ Hz} < f_0 < 1600 \text{ Hz}$. Due in part to our more efficient template placement, we were able to use a lower followup threshold than in Abbott et al. (2017c), except for $400 \text{ Hz} < f_0 < 600 \text{ Hz}$ where we used the same threshold, despite having a search with

twice the coherence time. Table 3 shows the resulting expected numbers of false alarms in each frequency range.

For candidates exceeding the followup threshold, we applied the procedure detailed in Abbott et al. (2017c). Here we highlight the basic steps, as well as details that were changed for this analysis:

- Candidates were “clustered” together in frequency, with all templates within 0.01 Hz of a peak in S/N above the threshold being represented by the parameters of the peak. These are known as the “level 0” results.
- A “refinement” search was performed on each level 0 candidate, with the same T_{max} as the original search and a resolution $\sim 3\times$ as fine as the original lattice. This and later stages of followup were run on a rectangular grid in the “sheared” parameters $(f_0, a \sin i, t'_{\text{asc}}, \tilde{P})$. For the refinement stage, a grid of $13 \times 13 \times 13 \times 5$ points was used, centered on the $(f_0, a \sin i, t'_{\text{asc}})$ values of the candidate, and covering the full prior range in the initially unresolved \tilde{P} . To deal with the effects of unknown narrow-band features (“lines”) present in a single detector, we computed a detection statistic using only data from the LIGO Livingston Observatory (LLO) detector and another using only LIGO Hanford Observatory (LHO) data. If either of these exceeded the detection statistic constructed from all the data, we vetoed the candidate as a likely instrumental artifact. Candidates from the refinement search that survive this veto are known as the “level 1” results.
- Two successive rounds of followup were performed, starting with the level 1 candidates. At each stage, the coherence time T_{max} was quadrupled from the previous stage, and the density of templates in each direction was increased by a factor of 3. The grid used was $13 \times 13 \times 13 \times 13$ in $(f_0, a \sin i, t'_{\text{asc}}, \tilde{P})$, centered on the peak of the results of the previous level’s results. Candidates that increased their SNR from the previous level were known as the “level 2” ($4\times$ the original T_{max}) and “level 3” ($16\times$ the original T_{max}) results.

A total of 22 candidates survive level 3 of followup. Two checks were done to determine whether any of them represent convincing detection candidates, one using the results of the cross-correlation search, and one using an independent pipeline.

For the first check, in Fig. 5 we plot the ratio by which the S/N increases from level 1 to level 2 and from level 2 to level 3. We also plot the corresponding ratios for

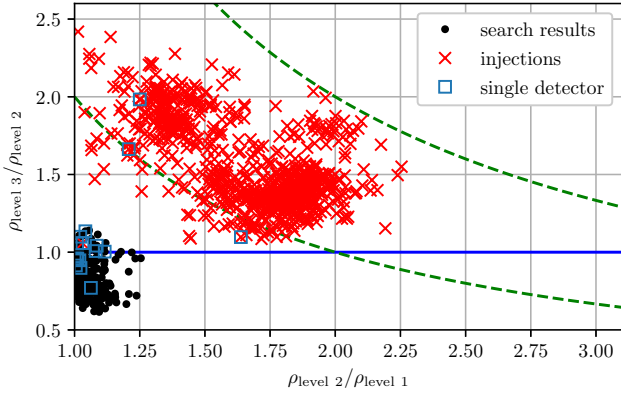


Figure 5. Ratios of followup statistics for search candidates and simulated signals. This plot shows all of the candidates that survived level 2 of followup (see Sec. 4 and Table 3), both from the main search and from the analysis of the simulated signal injections described in Sec. 5. It shows the ratios of the S/N ρ after followup level 1 (at the original coherence time T_{max}), level 2 (at $4\times$ the original coherence time), and level 3 (at $16\times$ the original coherence time). (The boxes labelled “single detector” are outliers or injections at frequencies where only one detector’s data was included in the analysis because of known instrumental artifacts in the other detector.) The green dashed lines are at constant values of $\rho_{\text{level 3}}/\rho_{\text{level 1}}$ equal to 2 and 4. There are no points with $\rho_{\text{level 2}}/\rho_{\text{level 1}} < 1$, because those candidates do not survive level 2 followup and are therefore not subjected to level 3 followup. From the construction of the statistic in Whelan et al. (2015), the naïve expectation is that the S/N will roughly double each time T_{max} is quadrupled. Empirically, the followups of injections do not show exactly that relationship, but all but one (which was injected at a frequency contaminated by instrumental artifacts) show significant increases in S/N which are not seen in *any* of the followups of search candidates. We thus conclude that no convincing detection candidates are present.

all of the candidates surviving level 2 (the $16\times$ original T_{max} followup is not available for candidates which fail level 2), and also for the simulated signal injections described in Sec. 5. We would naïvely expect a real signal to double its S/N between level 1 and level 2, and again between level 2 and level 3, but none of the candidates from the search come close to this. As in Abbott et al. (2017c), none of the candidates double their S/N from level 1 to level 3, let alone in a single followup stage. On the other hand, all but one of the injections, while not doubling their S/N with each stage of followup, increase their S/N noticeably more than any of the candidates from the search.

Note that, at some frequencies, known instrumental lines lead us to omit all the data from one of the two LIGO detectors from the search. This produces a single-detector search for which the unknown-line veto is not

applicable. Of the 22 search outliers that survived our veto process, 6 were in this category, as well as 4 of the injections, including the one injection which increased its S/N negligibly under the followup procedure. Also note that of the 821 injected signals (out of 918) that produced ρ values above their respective thresholds, 817 survived all the levels of followup. (There were 3 vetoed at level 1, 1 at level 2 and 0 at level 3, all because of the single-detector unknown-line veto.) We thus conclude that our followup procedure is relatively robust, and that there are no convincing detection candidates from the search.

An additional, complementary, multi-stage MCMC followup using the method described in Tenorio et al. (2021) using the PyFstat package (Ashton & Prix 2018; Keitel et al. 2021; Ashton et al. 2022) was applied to the 22 outliers using the same configuration as in Abbott et al. (2022c). This method places templates adaptively to compute the semicoherent \mathcal{F} -statistic (Jaranowski et al. 1998; Cutler & Schutz 2005) around the candidate of interest using a diminishing number of coherent segments (660, 330, 92, 24, 4, and 1). The coherence times of the corresponding segments range from half a day to the full observing run. A Bayes factor is computed using the \mathcal{F} -statistic values from subsequent coherence stages corresponding to the loudest template. The signal hypothesis assesses the consistency of these values, whereas the noise hypothesis states the (in)consistency of the final value with the background distribution, taking the final-stage trials factor into account.

The resulting Bayes factor values are significantly lower than what would be expected for a signal detectable by this search, as confirmed by an analogous followup of a similar number of injected signals.

5. UPPER LIMITS AND IMPLICATIONS

Since our search produced no convincing detection candidates, we set upper limits on the strength of GWs from Sco X-1 as a function of frequency, using the method described in detail in Abbott et al. (2017c). First, naïve Bayesian upper limits were set within each 0.05 Hz band, using the 95th percentile of the posterior on h_0^2 or $(h_0^{\text{eff}})^2$ deduced from the highest S/N seen in each band.³ Then, a series of simulated signals were added to the data at a variety of amplitudes, and a Bayesian logistic regression analysis was performed to

³ We used a simple extreme value likelihood assuming independent Gaussian distributions for the detection statistics from the templates in the initial bank. Future work may leverage more sophisticated methods of estimating this distribution, such as those of Tenorio et al. (2022).

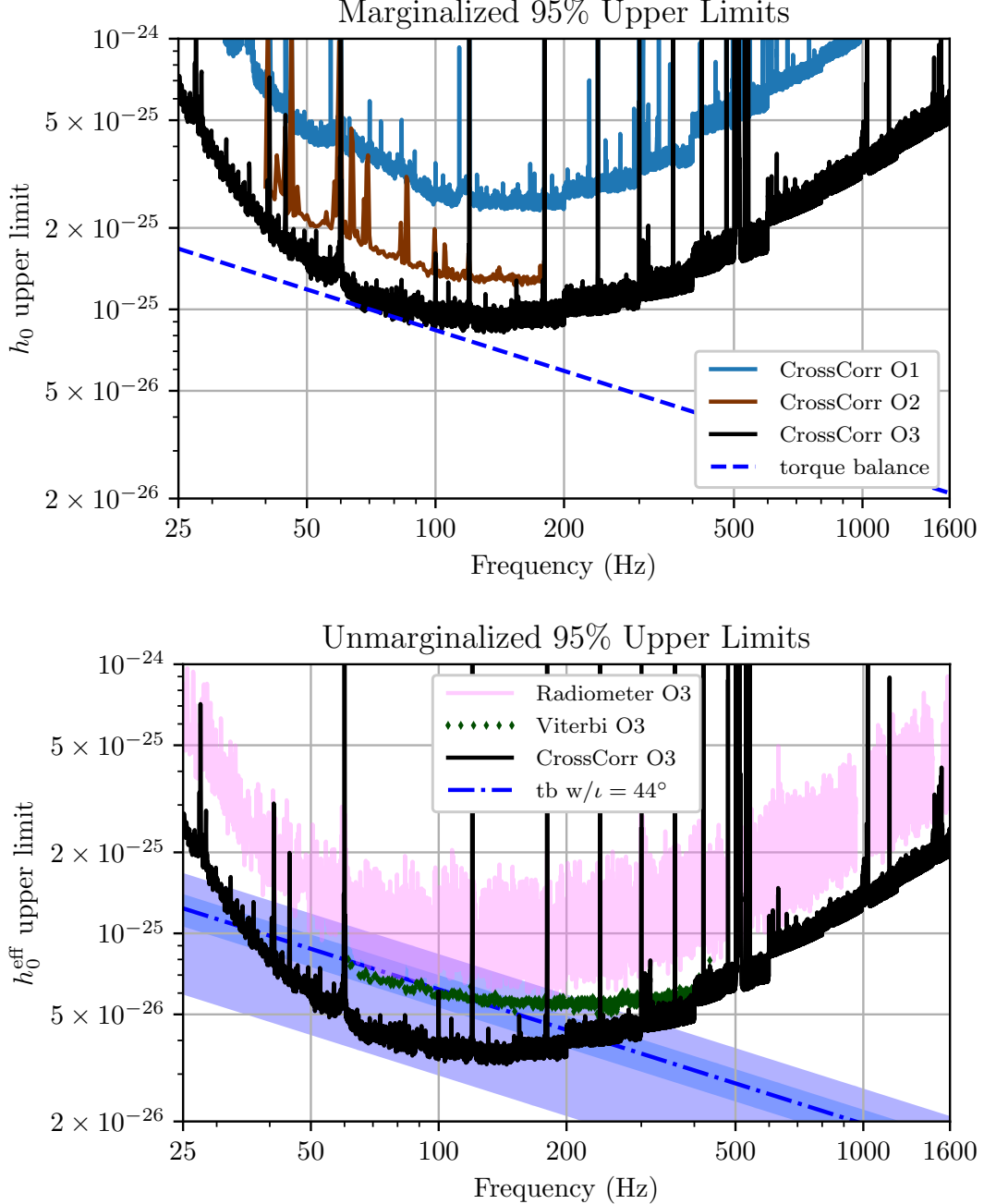


Figure 6. Upper limits from directed searches in advanced LIGO data. Top: Upper limit on h_0 , after marginalizing over neutron star spin inclination ι , assuming an isotropic prior. The dashed line shows the nominal expected level assuming torque balance [equation (5)] as a function of frequency. Bottom: upper limit on h_0^{eff} , defined in equation (2). This is equivalent to the upper limit on h_0 assuming circular polarization. (Note that the marginalized upper limit on the upper plot is dominated by linear polarization, and so is a factor of almost $\sqrt{8}$ higher.) The blue dot-dash line (labelled as “tb w/ $\iota = 44^\circ$ ”) corresponds to the assumption that the neutron star spin is aligned to the most likely orbital angular momentum, and $\iota \approx i \approx 44^\circ$. (See Table 1.) The blue diagonal bands show h_0^{eff} levels corresponding to the torque balance h_0 in the upper plot. The darker-shaded band corresponds (5th to 95th percentiles) to a Gaussian distribution with mean and standard deviation corresponding to $\iota = 44^\circ \pm 6^\circ$, as used in Zhang et al. (2021). Finally, the lighter-shaded band shows the full range of possible h_0^{eff} values corresponding to torque balance, with circular polarization at the top and linear polarization on the bottom. For comparison with the “CrossCorr O3” results presented in this paper, we show in the upper plot the isotropic marginalized limits from the previous cross-correlation searches in Abbott et al. (2017c) (“CrossCorr O1”) and Zhang et al. (2021) (“CrossCorr O2”). In the lower plot we include the limits assuming circular polarization from other searches of O3 data: “Radiometer O3” is the narrowband radiometer analysis of Abbott et al. (2021a) which used data from Advanced LIGO’s first three observing runs, and “Viterbi O3” is the analysis of Abbott et al. (2022a) using a hidden Markov model.

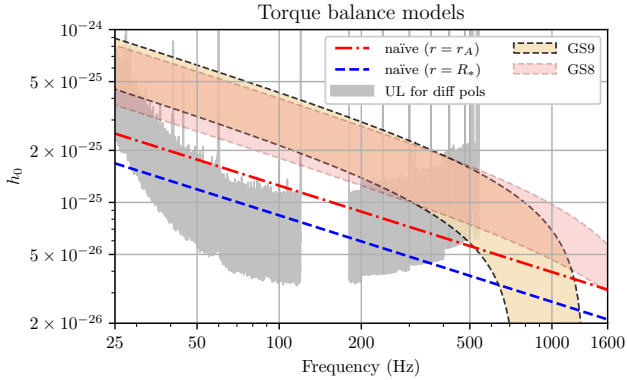


Figure 7. Comparison of upper limits to predictions of torque balance models. The gray band indicates the h_0 upper limit implied by the h_0^{eff} upper limit in the lower panel of Fig. 6, assuming the range of possible inclinations from $0 \leq |\cos \iota| \leq 1$. [Linear polarization ($\cos \iota = 0$) is at the top, and circular polarization ($\cos \iota = \pm 1$) is at the bottom.] The dashed blue line is the usual conservative torque balance estimate assuming accretion at the surface of the NS, $r = R_* = 10$ km. The dot-dash red line is the same model assuming a lever arm of $r = r_A \approx 49$ km, which is the value of the Alfvén radius given by equation (10) for $\xi = 1$ and $B = 10^8$ G. Note that this is slightly larger than the value of 35 km used in e.g., Zhang et al. (2021); Abbott et al. (2022a), since we use the inferred mass accretion rate of Sco X-1. The colored bands show the range of predictions for the models of Glampedakis & Suvorov (2021), in particular model 2, for the range of $0.3 < \xi < 0.5$, assuming a magnetic field of 10^8 G (GS8) or 10^9 G (GS9).

estimate the factor by which to multiply the naïve 95% Bayesian upper limit on amplitude in order to reach the threshold of 95% signal recovery. [As in Abbott et al. (2017c), “recovery” was defined as an increase in the maximum S/N seen in a band, over the value with no injection present.] We performed a total of 918 injections⁴ between 25 Hz and 500 Hz, of which 863 were recovered, with a resulting adjustment factor of 1.19 to the amplitude of the h_0^{eff} upper limit. As described in Abbott et al. (2017c), to set the adjustment factor for the h_0 limit, we limit attention to injections which were generated with a specified h_0 rather than h_0^{eff} , of which we recovered 546 of 575, with a resulting adjustment factor of 1.17.⁵ The upper limits including these adjustment factors are shown in Fig. 6.

⁴ These are the same injections which were used to validate the followup procedure, as described in Sec. 4.

⁵ For comparison, the adjustment factors in Abbott et al. (2017c) were 1.44 for h_0 and 1.21 for h_0^{eff} . The fact that the factors derived from the current search are comparable is evidence that the template bank modifications of Wagner et al. (2022) do not significantly reduce the sensitivity of the search.

The upper limits placed by this search improve on those from previous observing runs, and are now probing a theoretically significant portion of parameter space. This is usually quantified in terms of the torque balance amplitude, i.e., the GW amplitude that would be required for GW spindown torques to balance the accretion torque. As discussed in Sec. 1 this limit is a useful benchmark, but is highly uncertain, reflecting the high level of uncertainty in the theoretical modelling of accretion torques. We illustrate this in Fig. 7 by comparing the upper limits from our search not only to the standard limit of equation (5), obtained by assuming the lever arm to be the radius of the NS, $r = R_* = 10$ km, in equation (4), but also to an example of the range of torque balance amplitudes allowed by current models for accretion onto a magnetized star. First, we consider a model of the same form as in equation (3) and equation (5), but do not assume accretion to occur on the surface, but rather take the torque arm to be the Alfvén radius r_A , at which the disk is truncated by the magnetic field (Pringle & Rees 1972):

$$r_A = 35 X \left(\frac{\dot{M}}{10^{-10} M_\odot/\text{year}} \right)^{-2/7} \left(\frac{M}{1.4 M_\odot} \right)^{-1/7} \left(\frac{R}{10 \text{ km}} \right)^{12/7} \left(\frac{B}{10^8 \text{ G}} \right)^{4/7} \text{ km}, \quad (10)$$

where $0.1 \lesssim X \lesssim 1$ is a phenomenological parameter that encodes the uncertainty in the truncation radius of the disk. Using the mass accretion rate of Sco X-1 inferred from X-ray observations (Watts et al. 2008), along with $B = 10^8$ G and $X = 1$ gives an Alfvén radius of $r_A \approx 49$ km, which is used to generate the curve in Fig. 7. We also consider one of the parameterized models of Glampedakis & Suvorov (2021), which encompass a wide range of physics and can successfully fit spinup episodes in a number of observed LMXBs. In particular, for illustrative purposes, we use their “new” model 2, for which the torque has the form $N_A^{(2)} = \xi^{-7/2} N_A (1 + 3\xi^{7/2} - 2\omega_A)/3$, with the fastness parameter $\omega_A = (R_A/R_C)^{(3/2)}$ and the co-rotation radius $R_C = 27(M/1.4M_\odot)^{(1/3)}(\nu_s/500)^{(-2/3)}$ km. We consider two values for the magnetic field strength at the surface of the star, $B = 10^8$ G, and $B = 10^9$ G, and consider values of ξ between $\xi = 0.3$ (which sets the upper limit in our plots) and $\xi = 0.5$.

As can be clearly seen, there is a wide portion of parameter space allowed by theoretical models. Furthermore at higher frequencies the theory is intrinsically uncertain, as the models of Glampedakis & Suvorov (2021) naturally predict spin equilibrium due to accretion alone below roughly 1 kHz, without any need for gravitational

radiation—in fact it is also possible that the NS may not be in the frequency range we are searching. This “fuzziness” in the torque balance limit (which may be even further enhanced by additional effects not considered in the models of [Glampedakis & Suvorov \(2021\)](#), such as viscous heating in the disk or the efficiency of X-ray emission), make it therefore impossible to draw firm conclusions on the equation of state (EoS) of the NS, or magnetic field strength, directly from our upper limits, without committing to a particular accretion model.

Nevertheless it is clear from [Fig. 7](#) that in the range we are most sensitive to, approximately between 30 Hz and 400 Hz, our upper limits are probing below even the more stringent limit set by accretion onto the surface, thus searching a physically significant portion of parameter space. Furthermore, our results are probing the parameter space predicted by the models of [Glampedakis & Suvorov \(2021\)](#) up to $f_0 \sim 500$ Hz. Searching at these higher frequencies is important; although the frequency of Sco X-1 is not known, the distribution of spin frequencies of the observed AMXPs appears to be bimodal ([Patruno et al. 2017](#)), with a “fast” population of pulsars, for which [Patruno et al. \(2017\)](#) make the hypothesis that GW emission may play a role, centered around $\nu_s \approx 550$ Hz (i.e., $f_0 \approx 1100$ Hz for triaxial emission), and a slower population centered around $\nu_s \approx 300$ Hz (i.e., $f_0 \approx 600$ Hz).

To give an illustration of how our results can constrain possible torque balance models, consider in more detail the simplest accretion model, i.e. that obtained by setting $r = R_*$ in equation (3). In this case we may ask if, by comparing the upper limits from our searches to the theoretical value for the h_0 in equation (3), it is possible to put constraints on the physical parameters of the star for which the torque balance scenario is still viable. To answer this question we consider two parameters: the mass of the star and the inclination angle ι , for two EoSs taken from the CompOSE database ([Typel et al. 2015](#); [Oertel et al. 2017](#); [Typel et al. 2022](#)) both for a softer EoS, GR15 ([Gulminelli & Raduta 2015](#)), and a stiffer EoS, GPPVA ([Grill et al. 2014](#)). The results can be seen in [Fig. 8](#) for the mass of the NSs. We see that, for the range of frequencies in which our search is most sensitive, we can exclude the torque balance scenario for higher mass NSs, especially in the case of a stiffer EoS. The GW amplitude is, however, clearly very strongly affected by the inclination angle, so in [Fig. 8](#) we also plot our constraints in terms of the inclination angle ι , holding the stellar mass fixed at $M = 1.4M_\odot$. Also in this case we see that we can rule out torque balance models with nearly circular polarization (small ι) over a wide range of frequencies for both choices of EoS.

6. CONCLUSIONS AND OUTLOOK

We have presented the results of the most sensitive search to date for GWs from Sco X-1, using LIGO detector data from the third observing run of Advanced LIGO, Advanced Virgo and KAGRA. We have set upper limits across a range of signal frequencies $25 \text{ Hz} < f_0 < 1600 \text{ Hz}$, corresponding to NS spin frequencies of $12.5 \text{ Hz} < \nu_s < 800 \text{ Hz}$. The sensitivity of our search is now probing possible models of torque balance equilibrium over a range of frequencies spanning hundreds of Hertz, and for the first time, approaches the standard conservative torque balance prediction even under pessimistic assumptions about NS inclination angle. We expect to see a further improvement in sensitivity from upcoming LIGO-Virgo-KAGRA observing runs ([Abbott et al. 2020](#)).

ACKNOWLEDGMENTS

This material is based upon work supported by NSF’s LIGO Laboratory which is a major facility fully funded by the National Science Foundation. The authors also gratefully acknowledge the support of the Science and Technology Facilities Council (STFC) of the United Kingdom, the Max-Planck-Society (MPS), and the State of Niedersachsen/Germany for support of the construction of Advanced LIGO and construction and operation of the GEO 600 detector. Additional support for Advanced LIGO was provided by the Australian Research Council. The authors gratefully acknowledge the Italian Istituto Nazionale di Fisica Nucleare (INFN), the French Centre National de la Recherche Scientifique (CNRS) and the Netherlands Organization for Scientific Research (NWO), for the construction and operation of the Virgo detector and the creation and support of the EGO consortium. The authors also gratefully acknowledge research support from these agencies as well as by the Council of Scientific and Industrial Research of India, the Department of Science and Technology, India, the Science & Engineering Research Board (SERB), India, the Ministry of Human Resource Development, India, the Spanish Agencia Estatal de Investigación (AEI), the Spanish Ministerio de Ciencia e Innovación and Ministerio de Universidades, the Conselleria de Fons Europeus, Universitat i Cultura and the Direcció General de Política Universitaria i Recerca del Govern de les Illes Balears, the Conselleria d’Innovació, Universitats, Ciència i Societat Digital de la Generalitat Valenciana and the CERCA Programme Generalitat de Catalunya, Spain, the National Science Centre of Poland and the European Union – European Regional Development Fund; Foundation for Polish Science (FNP), the Swiss National Science Foundation (SNSF),

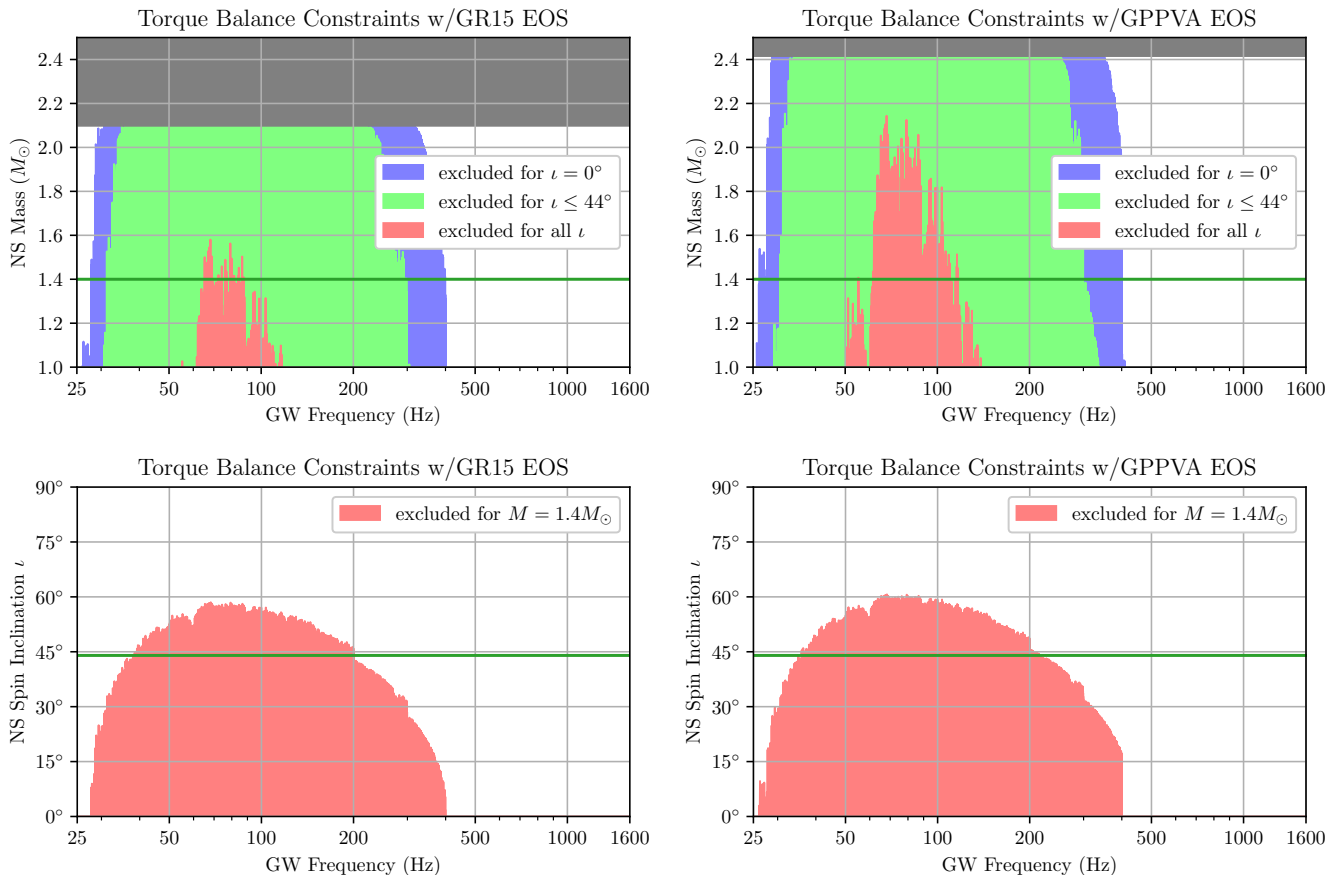


Figure 8. Illustration of how the upper limits shown in Fig. 6 can constrain models for Sco X-1 which include torque balance due to gravitational waves. In the top row, we show constraints on the NS mass, assuming torque balance due to GW at the specified frequency, in the simple model where $r = R_*$. We consider two EoSs, a softer model, GR15 (Gulminelli & Raduta 2015), and a stiffer model, GPPVA (Grill et al. 2014). The largest exclusion region is for a neutron star inclination angle $\iota = 0^\circ$ (or 180°), where the GWs would be circularly polarized. Assuming the worst-case scenario of linear polarization $\iota = 90^\circ$ gives constraints which hold for any inclination, and the most likely value of $\iota = 44^\circ$ (aligned with the binary orbit) gives an intermediate case. We see that for both EoSs (and especially for the stiffer EoS) the torque balance scenario can be excluded for higher mass NSs for the frequency range in which our searches are more sensitive. Since the inclination angle plays a strong role in the constraints, we present in the bottom row, for the same equations of state, but for a fixed mass of $M = 1.4M_\odot$, the limits that can be set on ι . We see that, for both EoSs, our observations can exclude nearly circular polarized (small ι) GW emission at the torque balance level for a wide range of frequencies.

the Russian Foundation for Basic Research, the Russian Science Foundation, the European Commission, the European Social Funds (ESF), the European Regional Development Funds (ERDF), the Royal Society, the Scottish Funding Council, the Scottish Universities Physics Alliance, the Hungarian Scientific Research Fund (OTKA), the French Lyon Institute of Origins (LIO), the Belgian Fonds de la Recherche Scientifique (FRS-FNRS), Actions de Recherche Concertées (ARC) and Fonds Wetenschappelijk Onderzoek – Vlaanderen (FWO), Belgium, the Paris Île-de-France Region, the National Research, Development and Innovation Office Hungary (NKFIH), the National Research Foundation of Korea, the Natural Science and Engineering Research Council Canada, Canadian Foundation for Innovation

(CFI), the Brazilian Ministry of Science, Technology, and Innovations, the International Center for Theoretical Physics South American Institute for Fundamental Research (ICTP-SAIFR), the Research Grants Council of Hong Kong, the National Natural Science Foundation of China (NSFC), the Leverhulme Trust, the Research Corporation, the Ministry of Science and Technology (MOST), Taiwan, the United States Department of Energy, and the Kavli Foundation. The authors gratefully acknowledge the support of the NSF, STFC, INFN and CNRS for provision of computational resources.

This work was supported by MEXT, JSPS Leading-edge Research Infrastructure Program, JSPS Grant-in-Aid for Specially Promoted Research 26000005, JSPS Grant-in-Aid for Scientific Research on Innovative Ar-

eas 2905: JP17H06358, JP17H06361 and JP17H06364, JSPS Core-to-Core Program A. Advanced Research Networks, JSPS Grant-in-Aid for Scientific Research (S) 17H06133 and 20H05639, JSPS Grant-in-Aid for Transformative Research Areas (A) 20A203: JP20H05854, the joint research program of the Institute for Cosmic Ray Research, University of Tokyo, National Research Foundation (NRF), Computing Infrastructure Project of KISTI-GSDC, Korea Astronomy and Space Science Institute (KASI), and Ministry of Science and ICT (MSIT) in Korea, Academia Sinica (AS), AS Grid Cen-

ter (ASGC) and the Ministry of Science and Technology (MoST) in Taiwan under grants including AS-CDA-105-M06, Advanced Technology Center (ATC) of NAOJ, and Mechanical Engineering Center of KEK.

Software: `LALSuite` (LIGO Scientific Collaboration 2018), `LatticeTiling` (Wette 2014), `PyFstat` (Ashton & Prix 2018; Keitel et al. 2021; Ashton et al. 2022) `numpy` (Harris et al. 2020), `matplotlib` (Hunter 2007), `scipy` (Virtanen et al. 2020).

This paper has been assigned LIGO Document No. LIGO-P2100110-v11.

REFERENCES

- Aasi, J., et al. 2014, *PhRvD*, 90, 062010, doi: [10.1103/PhysRevD.90.062010](https://doi.org/10.1103/PhysRevD.90.062010)
- . 2015a, *PhRvD*, 91, 062008, doi: [10.1103/PhysRevD.91.062008](https://doi.org/10.1103/PhysRevD.91.062008)
- . 2015b, *CQGra*, 32, 074001, doi: [10.1088/0264-9381/32/7/074001](https://doi.org/10.1088/0264-9381/32/7/074001)
- Abadie, J., et al. 2011, *PhRvL*, 107, 271102, doi: [10.1103/PhysRevLett.107.271102](https://doi.org/10.1103/PhysRevLett.107.271102)
- Abbott, B., et al. 2007a, *PhRvD*, 76, 082001, doi: [10.1103/PhysRevD.76.082001](https://doi.org/10.1103/PhysRevD.76.082001)
- . 2007b, *PhRvD*, 76, 082003, doi: [10.1103/PhysRevD.76.082003](https://doi.org/10.1103/PhysRevD.76.082003)
- Abbott, B. P., et al. 2017a, *PhRvL*, 118, 121102, doi: [10.1103/PhysRevLett.118.121102](https://doi.org/10.1103/PhysRevLett.118.121102)
- . 2017b, *Phys. Rev. D*, 95, 122003, doi: [10.1103/PhysRevD.95.122003](https://doi.org/10.1103/PhysRevD.95.122003)
- . 2017c, *ApJ*, 847, 47, doi: [10.3847/1538-4357/aa86f0](https://doi.org/10.3847/1538-4357/aa86f0)
- . 2019a, *PhRvD*, 100, 062001, doi: [10.1103/PhysRevD.100.062001](https://doi.org/10.1103/PhysRevD.100.062001)
- . 2019b, *PhRvD*, 100, 122002, doi: [10.1103/PhysRevD.100.122002](https://doi.org/10.1103/PhysRevD.100.122002)
- . 2020, *LRR*, 23, doi: [10.1007/s41114-020-00026-9](https://doi.org/10.1007/s41114-020-00026-9)
- Abbott, R., et al. 2021a, *PhRvD*, 104, 022005, doi: [10.1103/PhysRevD.104.022005](https://doi.org/10.1103/PhysRevD.104.022005)
- . 2021b, arXiv e-prints, arXiv:2111.03606. <https://arxiv.org/abs/2111.03606>
- . 2022a, arXiv e-prints, arXiv:2201.10104. <https://arxiv.org/abs/2201.10104>
- . 2022b, Progress of Theoretical and Experimental Physics, 2022, 063F01, doi: [10.1093/ptep/ptac073](https://doi.org/10.1093/ptep/ptac073)
- . 2022c, arXiv e-prints, arXiv:2201.00697. <https://arxiv.org/abs/2201.00697>
- Acernese, F., et al. 2015, *CQGra*, 32, 024001, doi: [10.1088/0264-9381/32/2/024001](https://doi.org/10.1088/0264-9381/32/2/024001)
- Affeldt, C., Danzmann, K., Dooley, K. L., et al. 2014, *CQGra*, 31, 224002, doi: [10.1088/0264-9381/31/22/224002](https://doi.org/10.1088/0264-9381/31/22/224002)
- Akutsu, T., Ando, M., Arai, K., et al. 2021, Progress of Theoretical and Experimental Physics, 2021, 05A101, doi: [10.1093/ptep/ptaa125](https://doi.org/10.1093/ptep/ptaa125)
- Andersson, N., Glampedakis, K., Haskell, B., & Watts, A. L. 2005, *MNRAS*, 361, 1153, doi: [10.1111/j.1365-2966.2005.09167.x](https://doi.org/10.1111/j.1365-2966.2005.09167.x)
- Ashton, G., Keitel, D., Prix, R., & Tenorio, R. 2022, *PyFstat/PyFstat*: v1.13.1, v1.13.1, Zenodo, doi: [10.5281/zenodo.6092636](https://doi.org/10.5281/zenodo.6092636)
- Ashton, G., & Prix, R. 2018, *PhRvD*, 97, 103020, doi: [10.1103/PhysRevD.97.103020](https://doi.org/10.1103/PhysRevD.97.103020)
- Aso, Y., Michimura, Y., Somiya, K., et al. 2013, *PhRvD*, 88, 043007, doi: [10.1103/PhysRevD.88.043007](https://doi.org/10.1103/PhysRevD.88.043007)
- Ballmer, S. W. 2006, *CQGra*, 23, S179
- Bildsten, L. 1998, *ApJL*, 501, L89, doi: [10.1086/311440](https://doi.org/10.1086/311440)
- Bildsten, L., Chakrabarty, D., Chiu, J., et al. 1997, *Astrophys. J. Supp. Ser.*, 113, 367, doi: [10.1086/313060](https://doi.org/10.1086/313060)
- Bradshaw, C. F., Fomalont, E. B., & Geldzahler, B. J. 1999, *ApJL*, 512, L121, doi: [10.1086/311889](https://doi.org/10.1086/311889)
- Buikema, A. o. 2020, *PhRvD*, 102, 062003, doi: [10.1103/PhysRevD.102.062003](https://doi.org/10.1103/PhysRevD.102.062003)
- Chakrabarty, D., Morgan, E. H., Muno, M. P., et al. 2003, *Nature*, 424, 42, doi: [10.1038/nature01732](https://doi.org/10.1038/nature01732)
- Cutler, C., & Schutz, B. F. 2005, *PhRvD*, 72, 063006, doi: [10.1103/PhysRevD.72.063006](https://doi.org/10.1103/PhysRevD.72.063006)
- Davis, D., Areeda, J. S., Berger, B. K., et al. 2021, *CQGra*, 38, 135014, doi: [10.1088/1361-6382/abfd85](https://doi.org/10.1088/1361-6382/abfd85)
- Dhurandhar, S., Krishnan, B., Mukhopadhyay, H., & Whelan, J. T. 2008, *PhRvD*, 77, 082001, doi: [10.1103/PhysRevD.77.082001](https://doi.org/10.1103/PhysRevD.77.082001)
- Dooley, K. L., Leong, J. R., Adams, T., et al. 2016, *CQGra*, 33, 075009, doi: [10.1088/0264-9381/33/7/075009](https://doi.org/10.1088/0264-9381/33/7/075009)

- Ertan, Ü., & Alpar, M. A. 2021, *MNRAS*, 505, L112, doi: [10.1093/mnras/505/1/L112](https://doi.org/10.1093/mnras/505/1/L112)
- Fomalont, E. B., Geldzahler, B. J., & Bradshaw, C. F. 2001, *ApJ*, 558, 283
- Galloway, D. K., Premachandra, S., Steeghs, D., et al. 2014, *ApJ*, 781, 14, doi: [10.1088/0004-637X/781/1/14](https://doi.org/10.1088/0004-637X/781/1/14)
- Gittins, F., & Andersson, N. 2019, *MNRAS*, 488, 99, doi: [10.1093/mnras/488/1/stz1719](https://doi.org/10.1093/mnras/488/1/stz1719)
- Glampedakis, K., & Suvorov, A. G. 2021, *MNRAS*, 508, 2399, doi: [10.1093/mnras/508/4/stab2689](https://doi.org/10.1093/mnras/508/4/stab2689)
- Goetz, E., & Riles, K. 2011, *CQGra*, 28, 215006, doi: [10.1088/0264-9381/28/21/215006](https://doi.org/10.1088/0264-9381/28/21/215006)
- Grill, F., Pais, H., Providência, C., Vidaña, I., & Avancini, S. S. 2014, *PhRvC*, 90, 045803, doi: [10.1103/PhysRevC.90.045803](https://doi.org/10.1103/PhysRevC.90.045803)
- Gulminelli, F., & Raduta, A. R. 2015, *PhRvC*, 92, 055803, doi: [10.1103/PhysRevC.92.055803](https://doi.org/10.1103/PhysRevC.92.055803)
- Harris, C. R., Millman, K. J., van der Walt, S. J., et al. 2020, *Nature*, 585, 357, doi: [10.1038/s41586-020-2649-2](https://doi.org/10.1038/s41586-020-2649-2)
- Haskell, B., Priymak, M., Patruno, A., et al. 2015, *MNRAS*, 450, 2393, doi: [10.1093/mnras/stv726](https://doi.org/10.1093/mnras/stv726)
- Haskell, B., Zdunik, J. L., Fortin, M., et al. 2018, *A&A*, 620, A69, doi: [10.1051/0004-6361/201833521](https://doi.org/10.1051/0004-6361/201833521)
- Hunter, J. D. 2007, *CSE*, 9, 90, doi: [10.1109/MCSE.2007.55](https://doi.org/10.1109/MCSE.2007.55)
- Jaranowski, P., Krolak, A., & Schutz, B. F. 1998, *PhRvD*, 58, 063001, doi: [10.1103/PhysRevD.58.063001](https://doi.org/10.1103/PhysRevD.58.063001)
- Keitel, D., Tenorio, R., Ashton, G., & Prix, R. 2021, *The Journal of Open Source Software*, 6, 3000, doi: [10.21105/joss.03000](https://doi.org/10.21105/joss.03000)
- Lasky, P. D. 2015, *PASA*, 32, e034, doi: [10.1017/pasa.2015.35](https://doi.org/10.1017/pasa.2015.35)
- Leaci, P., & Prix, R. 2015, *PhRvD*, 91, 102003, doi: [10.1103/PhysRevD.91.102003](https://doi.org/10.1103/PhysRevD.91.102003)
- LIGO Scientific Collaboration. 2018, *LIGO Algorithm Library - LALSuite*, free software (GPL), doi: [10.7935/GT1W-FZ16](https://doi.org/10.7935/GT1W-FZ16)
- Lück, H., et al. 2010, *J. Phys. Conf. Ser.*, 228, 012012, doi: [10.1088/1742-6596/228/1/012012](https://doi.org/10.1088/1742-6596/228/1/012012)
- Meadors, G. D., Goetz, E., & Riles, K. 2016, *CQGra*, 33, 105017, doi: [10.1088/0264-9381/33/10/105017](https://doi.org/10.1088/0264-9381/33/10/105017)
- Meadors, G. D., Goetz, E., Riles, K., Creighton, T., & Robinet, F. 2017, *PhRvD*, 95, 042005, doi: [10.1103/PhysRevD.95.042005](https://doi.org/10.1103/PhysRevD.95.042005)
- Melatos, A., & Payne, D. J. B. 2005, *ApJ*, 623, 1044, doi: [10.1086/428600](https://doi.org/10.1086/428600)
- Messenger, C. 2011, *PhRvD*, 84, 083003, doi: [10.1103/PhysRevD.84.083003](https://doi.org/10.1103/PhysRevD.84.083003)
- Messenger, C., & Woan, G. 2007, *CQGra*, 24, S469, doi: [10.1088/0264-9381/24/19/S10](https://doi.org/10.1088/0264-9381/24/19/S10)
- Messenger, C., Bulten, H. J., Crowder, S. G., et al. 2015, *PhRvD*, 92, 023006, doi: [10.1103/PhysRevD.92.023006](https://doi.org/10.1103/PhysRevD.92.023006)
- Mukherjee, A., Messenger, C., & Riles, K. 2018, *PhRvD*, 97, 043016, doi: [10.1103/PhysRevD.97.043016](https://doi.org/10.1103/PhysRevD.97.043016)
- Oertel, M., Hempel, M., Klähn, T., & Typel, S. 2017, *Reviews of Modern Physics*, 89, 015007, doi: [10.1103/RevModPhys.89.015007](https://doi.org/10.1103/RevModPhys.89.015007)
- Osborne, E. L., & Jones, D. I. 2020, *MNRAS*, 494, 2839, doi: [10.1093/mnras/staa858](https://doi.org/10.1093/mnras/staa858)
- Papaloizou, J., & Pringle, J. E. 1978, *MNRAS*, 184, 501, doi: [10.1093/mnras/184.3.501](https://doi.org/10.1093/mnras/184.3.501)
- Patruno, A., Haskell, B., & Andersson, N. 2017, *ApJ*, 850, 106, doi: [10.3847/1538-4357/aa927a](https://doi.org/10.3847/1538-4357/aa927a)
- Patruno, A., Haskell, B., & D'Angelo, C. 2012, *ApJ*, 746, 9, doi: [10.1088/0004-637X/746/1/9](https://doi.org/10.1088/0004-637X/746/1/9)
- Patruno, A., & Watts, A. L. 2021, in *Astrophysics and Space Science Library*, Vol. 461, *Astrophysics and Space Science Library*, ed. T. M. Belloni, M. Méndez, & C. Zhang, 143–208, doi: [10.1007/978-3-662-62110-3_4](https://doi.org/10.1007/978-3-662-62110-3_4)
- Pringle, J. E., & Rees, M. J. 1972, *A&A*, 21, 1
- Sammut, L., Messenger, C., Melatos, A., & Owen, B. 2014, *PhRvD*, 89, 043001, doi: [10.1103/PhysRevD.89.043001](https://doi.org/10.1103/PhysRevD.89.043001)
- Singh, N., Haskell, B., Mukherjee, D., & Bulik, T. 2020, *MNRAS*, 493, 3866, doi: [10.1093/mnras/staa442](https://doi.org/10.1093/mnras/staa442)
- Steeghs, D., & Casares, J. 2002, *ApJ*, 568, 273, doi: [10.1086/339224](https://doi.org/10.1086/339224)
- Suvorova, S., Clearwater, P., Melatos, A., et al. 2017, *PhRvD*, 96, 102006, doi: [10.1103/PhysRevD.96.102006](https://doi.org/10.1103/PhysRevD.96.102006)
- Suvorova, S., Sun, L., Melatos, A., Moran, W., & Evans, R. 2016, *PhRvD*, 93, 123009, doi: [10.1103/PhysRevD.93.123009](https://doi.org/10.1103/PhysRevD.93.123009)
- Tenorio, R., Keitel, D., & Sintes, A. M. 2021, *PhRvD*, 104, 084012, doi: [10.1103/PhysRevD.104.084012](https://doi.org/10.1103/PhysRevD.104.084012)
- Tenorio, R., Modafferi, L. M., Keitel, D., & Sintes, A. M. 2022, *PhRvD*, 105, 044029, doi: [10.1103/PhysRevD.105.044029](https://doi.org/10.1103/PhysRevD.105.044029)
- Typel, S., Oertel, M., & Klähn, T. 2015, *Physics of Particles and Nuclei*, 46, 633, doi: [10.1134/S1063779615040061](https://doi.org/10.1134/S1063779615040061)
- Typel, S., Oertel, M., Klähn, T., et al. 2022, *arXiv e-prints*, arXiv:2203.03209. <https://arxiv.org/abs/2203.03209>
- Ushomirsky, G., Cutler, C., & Bildsten, L. 2000, *MNRAS*, 319, 902, doi: [10.1046/j.1365-8711.2000.03938.x](https://doi.org/10.1046/j.1365-8711.2000.03938.x)
- Virtanen, P., Gommers, R., Oliphant, T. E., et al. 2020, *Nature Methods*, 17, 261, doi: [10.1038/s41592-019-0686-2](https://doi.org/10.1038/s41592-019-0686-2)
- Wagner, K. J., Whelan, J. T., Wofford, J. K., & Wette, K. 2022, *CQGra*, 39, 075013, doi: [10.1088/1361-6382/ac5012](https://doi.org/10.1088/1361-6382/ac5012)
- Wagoner, R. V. 1984, *ApJ*, 278, 345, doi: [10.1086/161798](https://doi.org/10.1086/161798)
- Wang, L., Steeghs, D., Galloway, D. K., Marsh, T., & Casares, J. 2018, *MNRAS*, 478, 5174, doi: [10.1093/mnras/sty1441](https://doi.org/10.1093/mnras/sty1441)

Watts, A. L., Krishnan, B., Bildsten, L., & Schutz, B. F. 2008, MNRAS, 389, 839

Wette, K. 2014, PhRvD, 90, 122010, doi: [10.1103/PhysRevD.90.122010](https://doi.org/10.1103/PhysRevD.90.122010)

Whelan, J. T., Sundaesan, S., Zhang, Y., & Peiris, P. 2015, PhRvD, 91, 102005, doi: [10.1103/PhysRevD.91.102005](https://doi.org/10.1103/PhysRevD.91.102005)

Zhang, Y., Papa, M. A., Krishnan, B., & Watts, A. L. 2021, ApJL, 906, L14, doi: [10.3847/2041-8213/abd256](https://doi.org/10.3847/2041-8213/abd256)

Zweizig, J., & Riles, K. 2021, Information on self-gating of $h(t)$ used in O3 continuous-wave and stochastic searches, LIGO Document T2000384-v4. <https://dcc.ligo.org/LIGO-T2000384/public>

All Authors and Affiliations












































R. ABBOTT,¹ H. ABE,² F. ACERNESE,^{3,4} K. ACKLEY ⁵ S. ADHICARY,⁶ N. ADHIKARI ⁷ R. X. ADHIKARI ¹
V. K. ADKINS,⁸ V. B. ADYA,⁹ C. AFFELDT,^{10,11} D. AGARWAL,¹² M. AGATHOS ^{13,14} O. D. AGUIAR ¹⁵
L. AIELLO ¹⁶ A. AIN,¹⁷ P. AJITH ¹⁸ T. AKUTSU ^{19,20} S. ALBANESI,^{21,22} R. A. ALFAIDI,²³ C. ALLÉNÉ,²⁴
A. ALLOCCA ^{25,4} P. A. ALTIN ⁹ A. AMATO ^{26,27} S. ANAND,¹ A. ANANYEVA,¹ S. B. ANDERSON ¹
W. G. ANDERSON ¹ M. ANDO,^{28,29} T. ANDRADE,³⁰ N. ANDRES ²⁴ M. ANDRÉS-CARCASONA ³¹
T. ANDRIĆ ³² S. ANSOLDI,^{33,34} J. M. ANTELIS ³⁵ S. ANTIER ^{36,37} T. APOSTOLATOS,³⁸
E. Z. APPAVURAVTHER,^{39,40} S. APPERT,¹ S. K. APPLE,⁴¹ K. ARAI ¹ A. ARAYA ⁴² M. C. ARAYA ¹
J. S. AREEDA ⁴³ M. ARÈNE,⁴⁴ N. ARITOMI ¹⁹ N. ARNAUD ^{45,46} M. AROGETI,⁴⁷ S. M. ARONSON,⁸
H. ASADA ⁴⁸ G. ASHTON ⁴⁹ Y. ASO ^{50,51} M. ASSIDUO,^{52,53} S. ASSIS DE SOUZA MELO,⁴⁶ S. M. ASTON,⁵⁴
P. ASTONE ⁵⁵ F. AUBIN ⁵³ K. AULTONEAL ³⁵ S. BABAK ⁴⁴ F. BADARACCO ⁵⁶ C. BADGER,⁵⁷
S. BAE,⁵⁸ Y. BAE,⁵⁹ S. BAGNASCO ²² Y. BAI,¹ J. G. BAIER,⁶⁰ J. BAIRD,⁴⁴ R. BAJPAI ⁶¹ T. BAKA,⁶²
M. BALL,⁶³ G. BALLARDIN,⁴⁶ S. W. BALLMER,⁶⁴ G. BALTUS ⁶⁵ S. BANAGIRI ⁶⁶ B. BANERJEE ³²
D. BANKAR ¹² J. C. BARAYOGA,¹ B. C. BARISH,¹ D. BARKER,⁶⁷ P. BARNEO ³⁰ F. BARONE ^{68,4}
B. BARR ²³ L. BARSOTTI ⁶⁹ M. BARSUGLIA ⁴⁴ D. BARTA ⁷⁰ J. BARTLETT,⁶⁷ M. A. BARTON ²³
I. BARTOS,⁷¹ S. BASAK,¹⁸ R. BASSIRI ⁷² A. BASTI,^{73,17} M. BAWAJ ^{39,74} J. C. BAYLEY ²³ M. BAZZAN,^{75,76}
B. BÉCSY ⁷⁷ V. M. BEDAKIHALE,⁷⁸ F. BEIRNAERT ⁷⁹ M. BEJGER ⁸⁰ I. BELAHCENE,⁴⁵ A. S. BELL ²³
V. BENEDETTO,⁸¹ D. BENIWAL,⁸² W. BENOIT ⁸³ J. D. BENTLEY ⁸⁴ M. BENYAALA,⁸⁵ S. BERA,⁸⁶
M. BERBEL ⁸⁷ F. BERGAMIN,^{10,11} B. K. BERGER ⁷² S. BERNUZZI ¹⁴ M. BEROIZ ¹ C. P. L. BERRY ²³
D. BERSANETTI ⁸⁸ A. BERTOLINI,²⁷ J. BETZWIESER ⁵⁴ D. BEVERIDGE ⁸⁹ R. BHANDARE,⁹⁰
A. V. BHANDARI,¹² U. BHARDWAJ ^{37,27} R. BHATT,¹ D. BHATTACHARJEE ^{60,91} S. BHAUMIK ⁷¹
A. BIANCHI,^{27,92} I. A. BILENKO,⁹³ M. BILICKI ⁹⁴ G. BILLINGSLEY ¹ S. BINI,^{95,96} O. BIRNHOLTZ ⁹⁷
S. BISCANS,^{1,69} M. BISCHI,^{52,53} S. BISCOVEANU ⁶⁹ A. BISHT,^{10,11} B. BISWAS ¹² M. BITOSSI,^{46,17}
M.-A. BIZOUARD ³⁶ J. K. BLACKBURN ¹ C. D. BLAIR,^{89,54} D. G. BLAIR,⁸⁹ R. M. BLAIR,⁶⁷ F. BOBBA,^{98,99}
N. BODE ^{10,11} M. BOËR,³⁶ G. BOGAERT,³⁶ M. BOLDRINI,^{100,55} G. N. BOLINGBROKE ⁸² L. D. BONAVENTA,⁷⁵
R. BONDARESCU ³⁰ F. BONDU,¹⁰¹ E. BONILLA ⁷² R. BONNAND ²⁴ P. BOOKER,^{10,11} R. BORK,¹
V. BOSCHI ¹⁷ N. BOSE,¹⁰² S. BOSE,¹² V. BOSSILKOV,⁸⁹ V. BOUDART ⁶⁵ Y. BOUFFANAIS,^{75,76} A. BOZZI,⁴⁶
C. BRADASCHIA,¹⁷ P. R. BRADY ⁷ A. BRAMLEY,⁵⁴ A. BRANCH,⁵⁴ M. BRANCHESI ^{32,103} J. E. BRAU ⁶³
M. BRESCHI ¹⁴ T. BRIANT ¹⁰⁴ J. H. BRIGGS,²³ A. BRILLET,³⁶ M. BRINKMANN,^{10,11} P. BROCKILL,⁷
A. F. BROOKS ¹ J. BROOKS,⁴⁶ D. D. BROWN,⁸² S. BRUNETT,¹ G. BRUNO,⁵⁶ R. BRUNTZ ¹⁰⁵ J. BRYANT,¹⁰⁶
F. BUCCI,⁵³ J. BUCHANAN,¹⁰⁵ T. BULIK,¹⁰⁷ H. J. BULTEN,²⁷ A. BUONANNO ^{108,109} K. BURTYNK,⁶⁷
R. BUSCICCHIO ^{106,110,111} D. BUSKULIC,²⁴ C. BUY ¹¹² R. L. BYER,⁷² G. S. CABOURN DAVIES ¹¹³
G. CABRAS ^{33,34} R. CABRITA ⁵⁶ L. CADONATI ⁴⁷ G. CAGNOLI ¹¹⁴ C. CAHILLANE,⁶⁷
J. CALDERÓN BUSTILLO,¹¹⁵ J. D. CALLAGHAN,²³ T. A. CALLISTER,^{116,117} E. CALLONI,^{25,4} J. B. CAMP,¹¹⁸
M. CANEPA,^{119,88} G. CANEVA ³¹ M. CANNAVACCIUOLO,⁹⁸ K. C. CANNON ²⁹ H. CAO,⁸² Z. CAO ¹²⁰
L. A. CAPISTRAN,¹²¹ E. CAPOCASA ^{44,19} E. CAPOTE,⁶⁴ G. CARAPELLA,^{98,99} F. CARBOGNANI,⁴⁶
M. CARLASSARA,^{10,11} J. B. CARLIN ¹²² M. CARPINELLI,^{123,124,46} G. CARRILLO,⁶³ J. J. CARTER ^{10,11}
G. CARULLO ^{73,17} J. CASANUEVA DIAZ,⁴⁶ C. CASENTINI,^{125,126} G. CASTALDI,¹²⁷ S. CAUDILL,^{27,62}
M. CAVAGLIÀ ⁹¹ F. CAVALIER ⁴⁵ R. CAVALIERI ⁴⁶ G. CELLA ¹⁷ P. CERDÁ-DURÁN,¹²⁸ E. CESARINI ¹²⁶
W. CHAIBI,³⁶ W. CHAKALIS,^{116,117} S. CHALATHADKA SUBRAHMANYA ⁸⁴ E. CHAMPION ¹²⁹ C.-H. CHAN,¹³⁰
C. CHAN,²⁹ C. L. CHAN ¹³¹ K. CHAN,¹³¹ M. CHAN,¹³² K. CHANDRA,¹⁰² I. P. CHANG,¹³⁰ W. CHANG,¹³⁰
P. CHANIAL ^{46,44} S. CHAO,¹³⁰ C. CHAPMAN-BIRD ²³ P. CHARLTON ¹³³ E. CHASSANDE-MOTTIN ⁴⁴
C. CHATTERJEE ⁸⁹ DEBARATI CHATTERJEE ¹² DEEP CHATTERJEE ⁷ M. CHATURVEDI,⁹⁰ S. CHATY ⁴⁴
C. CHEN ^{134,130} D. CHEN ⁵⁰ H. Y. CHEN ⁶⁹ J. CHEN ⁶⁹ K. CHEN,¹³⁵ X. CHEN,⁸⁹ Y.-B. CHEN,¹³⁶
Y.-R. CHEN,¹³⁰ Y. CHEN,¹³⁶ H. CHENG,⁷¹ P. CHESSA ^{73,17} H. Y. CHEUNG,¹³¹ H. Y. CHIA,⁷¹
F. CHIADINI ^{137,99} C.-Y. CHIANG,¹³⁸ G. CHIARINI,⁷⁶ R. CHIERICI,¹³⁹ A. CHINCARINI ⁸⁸ M. L. CHIOFALO,^{73,17}
A. CHIUMMO ⁴⁶ R. K. CHOUDHARY,⁸⁹ S. CHOUDHARY ¹² N. CHRISTENSEN ³⁶ Q. CHU,⁸⁹ Y.-K. CHU,¹³⁸
S. S. Y. CHUA ⁹ K. W. CHUNG,⁵⁷ G. CIANI ^{75,76} P. CIECIELAG,⁸⁰ M. CIEŚLAR ⁸⁰ M. CIFALDI,^{125,126}
A. A. CIOBANU,⁸² R. CIOLFI ^{140,76} F. CLARA,⁶⁷ J. A. CLARK ¹ T. A. CLARKE,⁵ P. CLEARWATER,¹⁴¹
S. CLESSE,¹⁴² F. CLEVA,³⁶ E. COCCIA,^{32,103} E. CODAZZO ³² P.-F. COHADON ¹⁰⁴ D. E. COHEN ⁴⁵
M. COLLEONI ⁸⁶ C. G. COLLETTE,¹⁴³ A. COLOMBO ^{110,111} M. COLPI,^{110,111} C. M. COMPTON,⁶⁷ L. CONTI ^{74,39}
S. J. COOPER,¹⁰⁶ P. CORBAN,⁵⁴ T. R. CORBITT ⁸ I. CORDERO-CARRIÓN ¹⁴⁴ S. COREZZI,^{74,39}
N. J. CORNISH ⁷⁷ A. CORSI ¹⁴⁵ S. CORTESE ⁴⁶ A. C. COSCHIZZA,¹⁴⁶ R. COTESTA,¹⁰⁹ R. COTTINGHAM,⁵⁴
M. W. COUGHLIN ⁸³ J.-P. COULON,³⁶ S. T. COUNTRYMAN,¹⁴⁷ B. COUSINS ⁶ P. COUVARES ¹

D. M. COWARD,⁸⁹ M. J. COWART,⁵⁴ D. C. COYNE ,¹ R. COYNE ,¹⁴⁸ K. CRAIG,⁸⁵ J. D. E. CREIGHTON ,⁷
 T. D. CREIGHTON,¹⁴⁹ A. W. CRISWELL ,⁸³ M. CROQUETTE ,¹⁰⁴ S. G. CROWDER,¹⁵⁰ J. R. CUDELL ,⁶⁵
 T. J. CULLEN,⁸ A. CUMMING,²³ R. CUMMINGS ,²³ E. CUOCO,^{46,151,17} M. CURYLO,¹⁰⁷ P. DABADIE,¹¹⁴
 T. DAL CANTON ,⁴⁵ S. DALL'OSSO ,⁵⁵ G. DÁLYA ,^{79,152} A. DANA,⁷² B. D'ANGELO ,^{119,88}
 S. DANILISHIN ,^{26,27} S. D'ANTONIO,¹²⁶ K. DANZMANN,^{10,11} C. DARSOW-FROMM ,⁸⁴ A. DASGUPTA,⁷⁸
 L. E. H. DATRIER,²³ SAYAK DATTA,¹² SAYANTANI DATTA ,¹⁵³ V. DATTILO,⁴⁶ I. DAVE,⁹⁰ M. DAVIER,⁴⁵
 D. DAVIS ,¹ M. C. DAVIS ,¹⁵⁴ E. J. DAW ,¹⁵⁵ M. DAX ,¹⁰⁹ D. DEBRA,^{72,*} M. DEENADAYALAN,¹²
 J. DEGALLAIX ,¹⁵⁶ M. DE LAURENTIS,^{25,4} S. DELÉGLISE ,¹⁰⁴ V. DEL FAVERO ,¹²⁹ F. DE LILLO ,⁵⁶
 N. DE LILLO,²³ D. DELL'AQUILA ,^{123,124} W. DEL POZZO,^{73,17} F. DE MATTEIS,^{125,126} V. D'EMILIO,¹⁶ N. DEMOS,⁶⁹
 T. DENT ,¹¹⁵ A. DEPASSE ,⁵⁶ R. DE PIETRI ,^{157,158} R. DE ROSA ,^{25,4} C. DE ROSSI,⁴⁶ R. DESALVO ,^{127,159}
 R. DE SIMONE,¹³⁷ S. DHURANDHAR,¹² R. DIAB,⁷¹ M. C. DÍAZ ,¹⁴⁹ N. A. DIDIO,⁶⁴ T. DIETRICH ,¹⁰⁹
 L. DI FIORE,⁴ C. DI FRONZO,¹⁰⁶ C. DI GIORGIO ,^{98,99} F. DI GIOVANNI ,¹²⁸ M. DI GIOVANNI,³²
 T. DI GIROLAMO ,^{25,4} D. DIKSHA,^{27,26} A. DI LIETO ,^{73,17} A. DI MICHELE ,⁷⁴ S. DI PACE ,^{100,55}
 I. DI PALMA ,^{100,55} F. DI RENZO ,^{73,17} A. K. DIVAKARLA,⁷¹ A. DMITRIEV ,¹⁰⁶ Z. DOCTOR ,⁶⁶
 P. P. DOLEVA,¹⁰⁵ L. DONAHUE,¹⁶⁰ L. D'ONOFRIO ,^{25,4} F. DONOVAN,⁶⁹ K. L. DOOLEY,¹⁶ T. DOONEY,⁶²
 S. DORAVARI ,¹² O. DOROSH,¹⁶¹ M. DRAGO ,^{100,55} J. C. DRIGGERS ,⁶⁷ Y. DRORI,¹ J.-G. DUCOIN,^{162,44}
 L. DUNN ,¹²² U. DUPLETSA,³² O. DURANTE,^{98,99} D. D'URSO ,^{123,124} P.-A. DUVERNE,⁴⁵ S. E. DWYER,⁶⁷
 C. EASSA,⁶⁷ P. J. EASTER,⁵ M. EBERSOLD,¹⁶³ T. ECKHARDT ,⁸⁴ G. EDDOLLS ,²³ B. EDELMAN ,⁶³
 T. B. EDO,¹ O. EDY ,¹¹³ A. EFFLER ,⁵⁴ S. EGUCHI ,¹³² J. EICHHOLZ ,⁹ S. S. EIKENBERRY,⁷¹
 M. EISENMANN,^{24,19} R. A. EISENSTEIN,⁶⁹ A. EJLLI ,¹⁶ E. ENGELBY,⁴³ Y. ENOMOTO ,²⁸ L. ERRICO,^{25,4}
 R. C. ESSICK ,¹⁶⁴ H. ESTELLÉS,⁸⁶ D. ESTEVEZ ,¹⁶⁵ T. ETZEL,¹ M. EVANS ,⁶⁹ T. M. EVANS,⁵⁴
 T. EVSTAFYEVA,¹³ B. E. EWING,⁶ F. FABRIZI ,^{52,53} F. FAEDI,⁵³ V. FAFONE ,^{125,126,32} H. FAIR,⁶⁴
 S. FAIRHURST,¹⁶ P. C. FAN ,¹⁶⁰ A. M. FARAH ,¹⁶⁶ B. FARR ,⁶³ W. M. FARR ,^{116,117} G. FAVARO ,⁷⁵
 M. FAVATA ,¹⁶⁷ M. FAYS ,⁶⁵ M. FAZIO,¹⁶⁸ J. FEICHT,¹ M. M. FEJER,⁷² E. FENYVESI ,^{70,169}
 D. L. FERGUSON ,¹⁷⁰ A. FERNANDEZ-GALIANA ,⁶⁹ I. FERRANTE ,^{73,17} T. A. FERREIRA,¹⁵ F. FIDECARO ,^{73,17}
 P. FIGURA ,¹⁰⁷ A. FIORI ,^{17,73} I. FIORI ,⁴⁶ M. FISHBACH ,⁶⁶ R. P. FISHER,¹⁰⁵ R. FITTIPALDI,^{171,99}
 V. FIUMARA,^{172,99} R. FLAMINIO,^{24,19} E. FLODEN,⁸³ H. K. FONG,²⁹ J. A. FONT ,^{128,173} B. FORNAL ,¹⁵⁹
 P. W. F. FORSYTH,⁹ A. FRANKE,⁸⁴ S. FRASCA,^{100,55} F. FRASCONI ,¹⁷ J. P. FREED,³⁵ Z. FREI ,¹⁵²
 A. FREISE ,^{27,92} O. FREITAS,¹⁷⁴ R. FREY ,⁶³ P. FRITSCHER,⁶⁹ V. V. FROLOV,⁵⁴ G. G. FRONZÉ ,²²
 Y. FUJII,¹⁷⁵ Y. FUJIKAWA,¹⁷⁶ Y. FUJIMOTO,¹⁷⁷ P. FULDA,⁷¹ M. FYFFE,⁵⁴ H. A. GABBARD,²³ W. E. GABELLA,¹⁷⁸
 B. U. GADRE ,^{109,62} J. R. GAIR ,¹⁰⁹ J. GAIS,¹³¹ S. GALAUDAGE,⁵ R. GAMBA,¹⁴ D. GANAPATHY ,⁶⁹
 A. GANGULY ,¹² D.-F. GAO ,¹⁷⁹ D. GAO,⁷² S. G. GAONKAR,¹² B. GARAVENTA ,^{88,119} C. GARCÍA-NÚÑEZ,¹⁸⁰
 C. GARCÍA-QUIRÓS,^{86,10,11} K. A. GARDNER,¹⁴⁶ J. GARGIULO,⁴⁶ F. GARUFI ,^{25,4} C. GASBARRA ,^{125,126}
 B. GATELEY,⁶⁷ V. GAYATHRI ,⁷¹ G.-G. GE ,¹⁷⁹ G. GEMME ,⁸⁸ A. GENNAI ,¹⁷ J. GEORGE,⁹⁰
 O. GERBERDING ,⁸⁴ L. GERGELY ,¹⁸¹ S. GHONGE ,⁴⁷ ABHIRUP GHOSH ,¹⁰⁹ ARCHISMAN GHOSH ,⁷⁹
 SHAON GHOSH ,¹⁶⁷ SHROBANA GHOSH,¹⁶ TATHAGATA GHOSH ,¹² L. GIACOPPO,^{100,55} J. A. GIAIME ,^{8,54}
 K. D. GIARDINA,⁵⁴ D. R. GIBSON,¹⁸⁰ C. GIER,⁸⁵ P. GIRI ,^{17,73} F. GISSI,⁸¹ S. GKAITATZIS ,⁴⁶ J. GLANZER,⁸
 A. E. GLECKL,⁴³ F. G. GODOY,⁴⁷ P. GODWIN,⁶ E. GOETZ ,¹⁴⁶ R. GOETZ ,⁷¹ J. GOLOMB,¹
 B. GONCHAROV ,³² G. GONZÁLEZ ,⁸ M. GOSSELIN,⁴⁶ R. GOUATY ,²⁴ D. W. GOULD,⁹ S. GOYAL,¹⁸
 B. GRACE,⁹ A. GRADO ,^{182,4} V. GRAHAM,²³ M. GRANATA ,¹⁵⁶ V. GRANATA ,⁹⁸ S. GRAS,⁶⁹ P. GRASSIA,¹
 C. GRAY,⁶⁷ R. GRAY ,¹⁸³ G. GRECO,³⁹ A. C. GREEN ,⁷¹ R. GREEN,¹⁶ A. M. GRETARSSON,³⁵
 E. M. GRETARSSON,³⁵ D. GRIFFITH,¹ W. L. GRIFFITHS ,¹⁶ H. L. GRIGGS ,⁴⁷ G. GRIGNANI,^{74,39}
 A. GRIMALDI ,^{95,96} S. J. GRIMM,^{32,103} H. GROTE ,¹⁶ S. GRUNEWALD,¹⁰⁹ A. S. GRUSON,⁴³ D. GUERRA ,¹²⁸
 G. M. GUIDI ,^{52,53} A. R. GUIMARAES,⁸ H. K. GULATI,⁷⁸ F. GULMINELLI,¹⁸⁴ A. M. GUNNY,⁶⁹ H.-K. GUO ,¹⁵⁹
 Y. GUO,²⁷ ANCHAL GUPTA,¹ ANURADHA GUPTA ,¹⁸⁵ P. GUPTA,^{27,62} S. K. GUPTA,¹⁰² J. GURS,⁸⁴
 R. GUSTAFSON,¹⁸⁶ N. GUTIERREZ,¹⁵⁶ F. GUZMAN ,¹²¹ S. HA,¹⁸⁷ I. P. W. HADIPUTRAWAN,¹³⁵ L. HAEGEL ,⁴⁴
 S. HAINO,¹³⁸ O. HALIM ,³⁴ E. D. HALL ,⁶⁹ E. Z. HAMILTON,¹⁶³ G. HAMMOND,²³ W.-B. HAN ,¹⁸⁸
 M. HANEY ,¹⁶³ J. HANKS,⁶⁷ C. HANNA,⁶ M. D. HANNAM,¹⁶ O. HANNUKSELA,^{62,27} H. HANSEN,⁶⁷ J. HANSON,⁵⁴
 R. HARADA,¹⁸⁹ T. HARDER,³⁶ K. HARIS,^{27,62} J. HARMS ,^{32,103} G. M. HARRY ,⁴¹ I. W. HARRY ,¹¹³
 D. HARTWIG ,⁸⁴ K. HASEGAWA,¹⁹⁰ B. HASKELL,⁸⁰ C.-J. HASTER ,⁶⁹ J. S. HATHAWAY,¹²⁹ K. HATTORI,¹⁹¹
 K. HAUGHIAN ,²³ H. HAYAKAWA,¹⁹² K. HAYAMA,¹³² F. J. HAYES,²³ J. HEALY ,¹²⁹ A. HEIDMANN ,¹⁰⁴
 A. HEIDT,^{10,11} M. C. HEINTZE,⁵⁴ J. HEINZE ,^{10,11} J. HEINZEL,⁶⁹ H. HEITMANN ,³⁶ F. HELLMAN ,¹⁹³
 P. HELLO,⁴⁵ A. F. HELMLING-CORNELL ,⁶³ G. HEMMING ,⁴⁶ M. HENDRY ,²³ I. S. HENG,²³ E. HENNES ,²⁷
 J.-S. HENNIG,^{26,27} M. HENNIG,^{26,27} C. HENSHAW,⁴⁷ A. G. HERNANDEZ,¹⁹⁴ F. HERNANDEZ VIVANCO,⁵
 M. HEURS ,^{10,11} A. L. HEWITT ,¹⁹⁵ S. HIGGINBOTHAM,¹⁶ S. HILD,^{26,27} P. HILL,⁸⁵ Y. HIMEMOTO,¹⁹⁶
 A. S. HINES,¹²¹ N. HIRATA,¹⁹ C. HIROSE,¹⁷⁶ T.-C. HO,¹³⁵ S. HOCHHEIM,^{10,11} D. HOFMAN,¹⁵⁶ J. N. HOHMANN,⁸⁴

D. G. HOLCOMB ¹⁵⁴ N. A. HOLLAND, ^{27,92} I. J. HOLLOWES ¹⁵⁵ Z. J. HOLMES ⁸² K. HOLT, ⁵⁴
 D. E. HOLZ ¹⁶⁶ Q. HONG, ¹³⁰ J. HOUGH, ²³ S. HOURIHANE, ¹ D. HOWELL, ^{116,117} E. J. HOWELL ⁸⁹
 C. G. HOY ¹⁶ D. HOYLAND, ¹⁰⁶ A. HREIBI, ^{10,11} B.-H. HSIEH, ¹⁹⁰ H.-F. HSIEH ¹³⁰ C. HSIUNG, ¹³⁴
 H.-Y. HUANG ¹³⁸ P. HUANG ¹⁷⁹ Y.-C. HUANG ¹³⁰ Y.-J. HUANG ¹³⁸ Y. HUANG, ⁶⁹ M. T. HÜBNER ⁵
 A. D. HUDDART, ¹⁹⁷ B. HUGHEY, ³⁵ D. C. Y. HUI ¹⁹⁸ V. HUI ²⁴ S. HUSA, ⁸⁶ S. H. HUTTNER, ²³ R. HUXFORD, ⁶
 T. HUYNH-DINH, ⁵⁴ J. HYLAND ²³ G. A. IANDOLO, ²⁶ S. IDE, ¹⁹⁹ B. IDZKOWSKI ¹⁰⁷ A. IESS ^{151,17}
 K. INAYOSHI ²⁰⁰ Y. INOUE, ¹³⁵ P. IOSIF ²⁰¹ J. IRWIN ²³ ISH GUPTA ⁶ M. ISI ^{116,117} K. ITO, ²⁰²
 Y. ITOH ^{177,203} B. R. IYER ¹⁸ V. JABERIANHAMEDAN ⁸⁹ T. JACQMIN ¹⁰⁴ P.-E. JACQUET ¹⁰⁴
 S. J. JADHAV, ²⁰⁴ S. P. JADHAV ¹² T. JAIN, ¹³ A. L. JAMES ¹⁶ A. Z. JAN ¹⁷⁰ K. JANI ¹⁷⁸
 J. JANQUART, ^{62,27} K. JANSSENS ^{205,36} N. N. JANTHALUR, ²⁰⁴ P. JARANOWSKI ²⁰⁶ D. JARIWALA, ⁷¹ S. JAROV, ¹⁴⁶
 R. JAUME ⁸⁶ A. C. JENKINS ⁵⁷ K. JENNER, ⁸² C. JEON, ²⁰⁷ W. JIA, ⁶⁹ J. JIANG ⁷¹ H.-B. JIN ^{208,209}
 G. R. JOHNS, ¹⁰⁵ R. JOHNSTON, ²³ N. JOHNY, ^{10,11} A. W. JONES ⁸⁹ D. I. JONES, ²¹⁰ P. JONES, ¹⁰⁶ R. JONES, ²³
 P. JOSHI, ⁶ L. JU ⁸⁹ K. JUNG, ¹⁸⁷ P. JUNG ⁵⁹ J. JUNKER ^{10,11} V. JUSTE, ¹⁶⁵ K. KAIHOTSU, ²⁰²
 T. KAJITA ²¹¹ M. KAKIZAKI ¹⁹¹ C. KALAGHATGI, ^{62,27,212} V. KALOGERA ⁶⁶ B. KAMAI, ¹ M. KAMIIZUMI ¹⁹²
 N. KANDA ^{177,203} S. KANDHASAMY ¹² G. KANG ²¹³ J. B. KANNER, ¹ Y. KAO, ¹³⁰ S. J. KAPADIA, ¹⁸
 D. P. KAPASI ⁹ S. KARAT, ¹ C. KARATHANASIS ³¹ S. KARKI ⁹¹ R. KASHYAP, ⁶ M. KASPRZACK ¹
 W. KASTAUN, ^{10,11} T. KATO, ¹⁹⁰ S. KATSANEVAS ⁴⁶ E. KATSAVOUNIDIS, ⁶⁹ W. KATZMAN, ⁵⁴ T. KAUR, ⁸⁹
 K. KAWABE, ⁶⁷ K. KAWAGUCHI ¹⁹⁰ F. KÉFÉLIAN, ³⁶ D. KEITEL ⁸⁶ J. S. KEY ²¹⁴ S. KHADKA, ⁷²
 F. Y. KHALILI ⁹³ S. KHAN ¹⁶ T. KHANAM, ¹⁴⁵ E. A. KHAZANOV, ²¹⁵ N. KHETAN, ^{32,103} M. KHURSHEED, ⁹⁰
 N. KIJBUNCHOO ⁹ C. KIM ²⁰⁷ J. C. KIM, ²¹⁶ J. KIM ²¹⁷ K. KIM ²⁰⁷ P. KIM, ²¹⁸ W. S. KIM, ⁵⁹
 Y.-M. KIM ¹⁸⁷ C. KIMBALL, ⁶⁶ N. KIMURA, ¹⁹² B. KING, ²¹⁹ M. KINLEY-HANLON ²³ R. KIRCHHOFF ^{10,11}
 J. S. KISSEL ⁶⁷ S. KLIMENKO, ⁷¹ T. KLINGER, ¹⁶ A. M. KNEE ¹⁴⁶ N. KNUST, ^{10,11} Y. KOBAYASHI, ¹⁷⁷
 P. KOCH, ^{10,11} S. M. KOEHLLENBECK ^{10,11} G. KOEKOEK, ^{27,26} K. KOHRI, ²²⁰ K. KOKEYAMA ¹⁶ S. KOLEY ³²
 P. KOLITSIDOU ¹⁶ M. KOLSTEIN ³¹ V. KONDRASHOV, ¹ A. K. H. KONG ¹³⁰ A. KONTOS ²¹⁹
 M. KOROBKO ⁸⁴ R. V. KOSSAK, ^{10,11} M. KOVALAM, ⁸⁹ N. KOYAMA, ¹⁷⁶ D. B. KOZAK, ¹ C. KOZAKAI ⁵⁰
 L. KRANZHOF, ^{10,11} V. KRINGEL, ^{10,11} N. V. KRISHNENDU ^{10,11} A. KRÓLAK ^{221,161} G. KUEHN, ^{10,11}
 P. KUIJER ²⁷ S. KULKARNI ¹⁸⁵ A. KUMAR, ²⁰⁴ PRAVEEN KUMAR ¹¹⁵ PRAYUSH KUMAR ¹⁸
 RAHUL KUMAR, ⁶⁷ RAKESH KUMAR, ⁷⁸ J. KUME, ²⁹ K. KUNS ⁶⁹ Y. KUROMIYA, ²⁰² S. KUROYANAGI ^{222,223}
 S. KUWAHARA, ¹⁸⁹ K. KWAK ¹⁸⁷ G. LACAILLE, ²³ P. LAGABBE, ²⁴ D. LAGHI ¹¹² E. LALANDE, ²²⁴
 M. LALLEMAN, ²⁰⁵ A. LAMBERTS, ^{36,225} M. LANDRY, ⁶⁷ B. B. LANE, ⁶⁹ R. N. LANG ⁶⁹ J. LANGE, ¹⁷⁰
 B. LANTZ ⁷² I. LA ROSA, ²⁴ A. LARTAUX-VOLLARD ⁴⁵ P. D. LASKY ⁵ J. LAWRENCE, ¹⁴⁵ M. LAXEN ⁵⁴
 A. LAZZARINI ¹ C. LAZZARO, ^{75,76} P. LEACI ^{100,55} S. LEAVEY ^{10,11} S. LEBOHEC, ¹⁵⁹ Y. K. LECOEUCE ¹⁴⁶
 E. LEE, ¹⁹⁰ H. M. LEE ²²⁶ H. W. LEE ²¹⁶ K. LEE ²¹⁸ R. LEE ¹³⁰ I. N. LEGRED, ¹ J. LEHMANN, ^{10,11}
 A. LEMAÎTRE, ²²⁷ M. LENTI ^{53,228} M. LEONARDI ¹⁹ E. LEONOVA ³⁷ N. LEROY ⁴⁵ N. LETENDRE, ²⁴
 C. LEVESQUE, ²²⁴ Y. LEVIN, ⁵ J. N. LEVITON, ¹⁸⁶ K. LEYDE, ⁴⁴ A. K. Y. LI, ¹ B. LI, ¹³⁰ K. L. LI ²²⁹ P. LI, ²³⁰
 T. G. F. LI, ¹³¹ X. LI ¹³⁶ C.-Y. LIN ²³¹ E. T. LIN ¹³⁰ F.-K. LIN, ¹³⁸ F.-L. LIN ²³² H. L. LIN ¹³⁵
 L. C.-C. LIN ²²⁹ F. LINDE, ^{212,27} S. D. LINKER, ^{127,194} T. B. LITTENBERG, ²³³ G. C. LIU ¹³⁴ J. LIU ⁸⁹
 X. LIU, ⁷ F. LLAMAS, ¹⁴⁹ R. K. L. LO ¹ T. LO, ¹³⁰ L. T. LONDON, ^{37,69} A. LONGO ²³⁴ D. LOPEZ, ¹⁶³
 M. LOPEZ PORTILLA, ⁶² M. LORENZINI ^{125,126} V. LORIETTE, ²³⁵ M. LORMAND, ⁵⁴ G. LOSURDO ¹⁷ T. P. LOTT, ⁴⁷
 J. D. LOUGH ^{10,11} C. O. LOUSTO ¹²⁹ G. LOVELACE, ⁴³ M. J. LOWRY, ¹⁰⁵ J. F. LUCACCIONI, ⁶⁰ H. LÜCK, ^{10,11}
 D. LUMACA ^{125,126} A. P. LUNDGREN, ¹¹³ Y. LUNG, ¹³¹ L.-W. LUO ¹³⁸ A. W. LUSSIER ²²⁴ J. E. LYNAM, ¹⁰⁵
 M. MA'ARIF, ¹³⁵ R. MACAS ¹¹³ M. MACINNIS, ⁶⁹ D. M. MACLEOD ¹⁶ I. A. O. MACMILLAN ¹
 A. MACQUET ^{31,36} I. MAGAÑA HERNANDEZ, ⁷ C. MAGAZZÙ ¹⁷ R. M. MAGEE ¹ R. MAGGIORE ^{106,27,92}
 M. MAGNOZZI ^{88,119} S. MAHESH, ²³⁶ E. MAJORANA, ^{100,55} C. N. MAKAREM, ¹ I. MAKSIMOVIC, ²³⁵ S. MALIAKAL, ¹
 A. MALIK, ⁹⁰ N. MAN, ³⁶ V. MANDIC ⁸³ V. MANGANO ^{100,55} B. R. MANNIX, ⁶³ G. L. MANSFIELD ^{64,67,69}
 G. MANSINGH, ⁴¹ M. MANSKE ⁷ M. MANTOVANI ⁴⁶ M. MAPELLI ^{75,76} F. MARCHESONI, ^{40,39,237}
 D. MARÍN PINA ³⁰ F. MARION ²⁴ Z. MARK, ¹³⁶ S. MÁRKA ¹⁴⁷ Z. MÁRKA ¹⁴⁷ C. MARKAKIS ¹⁸³
 A. S. MARKOSYAN, ⁷² A. MARKOWITZ, ¹ E. MAROS, ¹ A. MARQUINA, ¹⁴⁴ S. MARSAT ¹¹² F. MARTELLI, ^{52,53}
 I. W. MARTIN ²³ R. M. MARTIN, ¹⁶⁷ M. MARTINEZ, ³¹ V. A. MARTINEZ, ⁷¹ V. MARTINEZ ¹¹⁴ K. MARTINOVIC, ⁵⁷
 D. V. MARTYNOV, ¹⁰⁶ E. J. MARX, ⁶⁹ H. MASALEHDAN ⁸⁴ K. MASON, ⁶⁹ A. MASSEROT, ²⁴ M. MASSO-REID ²³
 S. MASTROGIOVANNI ^{44,36} A. MATAS, ¹⁰⁹ M. MATEU-LUCENA ⁸⁶ M. MATIUSHECHKINA ^{10,11}
 N. MAVALVALA ⁶⁹ J. J. MCCANN, ⁸⁹ R. MCCARTHY, ⁶⁷ D. E. MCCLELLAND ⁹ P. K. MCCLELLAND, ⁶
 S. MCCORMICK, ⁵⁴ L. MCCULLER ^{1,69} G. I. MCGHEE, ²³ J. MCGINN, ²³ S. C. MCGUIRE, ⁵⁴ C. MCISAAC, ¹¹³
 J. MCIVER ¹⁴⁶ A. MCLEOD ⁸⁹ T. MCRAE, ⁹ S. T. MCWILLIAMS, ²³⁶ D. MEACHER ⁷ M. MEHMET ^{10,11}
 A. K. MEHTA, ¹⁰⁹ Q. MEIJER, ⁶² A. MELATOS, ¹²² G. MENDELL, ⁶⁷ A. MENENDEZ-VAZQUEZ ³¹ C. S. MENONI ¹⁶⁸

R. A. MERCER ⁷, L. MERENI, ¹⁵⁶ K. MERFELD, ⁶³ E. L. MERILH, ⁵⁴ J. D. MERRITT, ⁶³ M. MERZOUGUI, ³⁶
 C. MESSENGER ²³, C. MESSICK, ⁶⁹ P. M. MEYERS ¹³⁶, F. MEYLAHN ^{10,11}, A. MHASKE, ¹² A. MIANI ^{95,96},
 H. MIAO, ²¹³ I. MICHALOLIAKOS ⁷¹, C. MICHEL ¹⁵⁶, Y. MICHIMURA ²⁸, H. MIDDLETON ¹²²,
 D. P. MIHAYLOV ¹⁰⁹, A. MILLER, ¹⁹⁴ A. L. MILLER, ⁵⁶ B. MILLER, ^{37,27} M. MILLHOUSE, ¹²² J. C. MILLS, ¹⁶
 E. MILOTTI ^{238,34}, Y. MINENKOV, ¹²⁶ N. MIO, ²³⁹ LL. M. MIR, ³¹ M. MIRAVET-TENÉS ¹²⁸, A. MISHKIN, ⁷¹
 C. MISHRA, ²⁴⁰ T. MISHRA ⁷¹, T. MISTRY, ¹⁵⁵ A. L. MITCHELL, ^{27,92} S. MITRA ¹², V. P. MITROFANOV ⁹³,
 G. MITSSELMAKHER ⁷¹, R. MITTLEMAN, ⁶⁹ O. MIYAKAWA ¹⁹², K. MIYO ¹⁹², S. MIYOKI ¹⁹²,
 GEOFFREY MO ⁶⁹, L. M. MODAFFERI ⁸⁶, E. MOGUEL, ⁶⁰ K. MOGUSHI, ⁹¹ S. R. P. MOHAPATRA, ⁶⁹
 S. R. MOHITE ⁷, M. MOLINA-RUIZ ¹⁹³, C. MONDAL, ¹⁸⁴ M. MONDIN, ¹⁹⁴ M. MONTANI, ^{52,53} C. J. MOORE, ¹⁰⁶
 J. MORAGUES ⁸⁶, D. MORARU, ⁶⁷ F. MORAWSKI, ⁸⁰ A. MORE ¹², S. MORE ¹², C. MORENO ³⁵,
 G. MORENO, ⁶⁷ Y. MORI, ²⁰² S. MORISAKI ⁷, N. MORISUE, ¹⁷⁷ Y. MORIWAKI, ¹⁹¹ B. MOURS ¹⁶⁵,
 C. M. MOW-LOWRY ^{27,92}, S. MOZZON ¹¹³, F. MUCIACCIA, ^{100,55} D. MUKHERJEE ²³³, SOMA MUKHERJEE, ¹⁴⁹
 SUBROTO MUKHERJEE, ⁷⁸ SUDODIP MUKHERJEE ^{164,37}, N. MUKUND ^{10,11}, A. MULLAVEY, ⁵⁴ J. MUNCH, ⁸²
 E. A. MUÑIZ ⁶⁴, P. G. MURRAY ²³, S. MUUSSE, ⁸² S. L. NADJI, ^{10,11} K. NAGANO ²⁴¹, A. NAGAR, ^{22,242}
 T. NAGAR, ⁵ K. NAKAMURA ¹⁹, H. NAKANO ²⁴³, M. NAKANO, ^{54,190} Y. NAKAYAMA, ²⁰² V. NAPOLANO, ⁴⁶
 I. NARDECCHIA ^{125,126}, T. NARIKAWA, ¹⁹⁰ H. NAROLA, ⁶² L. NATICCHIONI ⁵⁵, R. K. NAYAK ²⁴⁴, B. F. NEIL, ⁹⁹
 J. NEILSON, ^{81,99} A. NELSON, ¹²¹ T. J. N. NELSON, ⁵⁴ M. NERY, ^{10,11} P. NEUBAUER, ⁶⁰ A. NEUNZERT, ²¹⁴
 K. Y. NG, ⁶⁹ S. W. S. NG ⁸², C. NGUYEN ^{44,245}, P. NGUYEN, ⁶³ T. NGUYEN, ⁶⁹ L. NGUYEN QUYNH ²⁴⁶,
 J. NI, ⁸³ W.-T. NI ^{208,179,130}, S. A. NICHOLS, ⁸ G. NIERADKA, ⁸⁰ T. NISHIMOTO, ¹⁹⁰ A. NISHIZAWA ²⁹,
 S. NISSANKE, ^{37,27} E. NITOGIA ¹³⁹, W. NIU, ⁶ F. NOCERA, ⁴⁶ M. NORMAN, ¹⁶ C. NORTH, ¹⁶ J. NOTTE, ¹⁶⁷
 J. NOVAK ^{247,248,249,245,250}, S. NOZAKI, ¹⁹¹ G. NURBEK, ¹⁴⁹ L. K. NUTTALL ¹¹³, Y. OBAYASHI ¹⁹⁰,
 J. OBERLING, ⁶⁷ B. D. O'BRIEN, ⁷¹ J. O'DELL, ¹⁹⁷ E. OELKER ²³, M. OERTEL ^{247,248,249,245,250} W. OGAKI, ¹⁹⁰
 G. OGANESYAN, ^{32,103} J. J. OH ⁵⁹, K. OH ¹⁹⁸, S. H. OH ⁵⁹, T. O'HANLON, ⁵⁴ M. OHASHI ¹⁹², T. OHASHI, ¹⁷⁷
 M. OHKAWA ¹⁷⁶, F. OHME ^{10,11}, H. OHTA, ²⁹ Y. OKUTANI, ¹⁹⁹ R. OLIVERI ²⁵¹, C. OLIVETTO, ²⁴⁷
 K. OOHARA ^{190,252}, R. ORAM, ⁵⁴ B. O'REILLY ⁵⁴, R. G. ORMISTON, ⁸³ N. D. ORMSBY, ¹⁰⁵ M. ORSELLI ^{39,74},
 R. O'SHAUGHNESSY ¹²⁹, E. O'SHEA ²⁵³, S. OSHINO ¹⁹², S. OSSOKINE ¹⁰⁹, C. OSTHELDER, ¹ S. OTABE, ²
 D. J. OTTAWAY ⁸², H. OVERMIER, ⁵⁴ A. E. PACE, ⁶ G. PAGANO, ^{73,17} R. PAGANO, ⁸ G. PAGLIAROLI, ^{32,103}
 A. PAI, ¹⁰² S. A. PAI, ⁹⁰ S. PAL, ²⁴⁴ J. R. PALAMOS, ⁶³ O. PALASHOV, ²¹⁵ C. PALOMBA ⁵⁵, K.-C. PAN ¹³⁰,
 P. K. PANDA, ²⁰⁴ P. T. H. PANG, ^{27,62} F. PANNARALE ^{100,55}, B. C. PANT, ⁹⁰ F. H. PANTHER, ⁸⁹ F. PAOLETTI ¹⁷,
 A. PAOLI, ⁴⁶ A. PAOLONE, ^{55,254} G. PAPPAS, ²⁰¹ A. PARISI ^{17,151,134}, J. PARK ²⁵⁵, W. PARKER ⁵⁴,
 D. PASCUCCI ⁷⁹, A. PASQUALETTI, ⁴⁶ R. PASSAQUIETI ^{73,17}, D. PASSUELLO, ¹⁷ M. PATEL, ¹⁰⁵ N. R. PATEL, ⁶⁷
 M. PATHAK, ⁸² B. PATRICELLI ^{73,17}, A. S. PATRON, ⁸ S. PAUL ⁶³, E. PAYNE ¹, M. PEDRAZA, ¹
 R. PEDURAND, ⁹⁹ R. PEGNA ^{17,73}, M. PEGORARO, ⁷⁶ A. PELE, ⁵⁴ F. E. PEÑA ARELLANO ¹⁹², S. PENANO, ⁷²
 S. PENN ²⁵⁶, A. PEREGO, ^{95,96} A. PEREIRA, ¹¹⁴ T. PEREIRA ²⁵⁷, C. J. PEREZ, ⁶⁷ C. PÉRIGOS ¹⁴⁰,
 C. C. PERKINS, ⁷¹ A. PERRECA ^{95,96}, S. PERRIÈS, ¹³⁹ J. W. PERRY, ^{27,92} D. PESIOS, ²⁰¹ J. PETERMANN ⁸⁴,
 H. P. PFEIFFER ¹⁰⁹, H. PHAM, ⁵⁴ K. A. PHAM ⁸³, K. S. PHUKON ^{27,212}, H. PHURAILATPAM, ¹³¹
 O. J. PICCINI ^{55,31}, M. PICHOT ³⁶, M. PIENDIBENE, ^{73,17} F. PIERGIOVANNI, ^{52,53} L. PIERINI ^{100,55},
 G. PIERRA, ¹³⁹ V. PIERRO ^{81,99}, G. PILLANT, ⁴⁶ M. PILLAS, ⁴⁵ F. PILO ¹⁷, L. PINARD, ¹⁵⁶ C. PINEDA-BOSQUE, ¹⁹⁴
 I. M. PINTO ^{81,99,258,25}, M. PINTO, ⁴⁶ B. J. PIOTRZKOWSKI, ⁷ K. PIOTRZKOWSKI, ⁵⁶ M. PIRELLO, ⁶⁷
 M. D. PITKIN ¹⁹⁵, A. PLACIDI ^{39,74}, E. PLACIDI, ^{100,55} M. L. PLANAS ⁸⁶, W. PLASTINO ^{259,234},
 R. POGGIANI ^{73,17}, E. POLINI ²⁴, D. Y. T. PONG, ¹³¹ S. PONRATHNAM, ¹² E. K. PORTER, ⁴⁴ C. POSNANSKY, ⁶
 R. POULTON ⁴⁶, J. POWELL, ¹⁴¹ M. PRACCHIA, ²⁴ T. PRADIER, ¹⁶⁵ A. K. PRAJAPATI, ⁷⁸ K. PRASAI, ⁷²
 R. PRASANNA, ²⁰⁴ G. PRATTEN ¹⁰⁶, M. PRINCIPE, ^{81,258,99} G. A. PRODI ^{260,96} L. PROKHOROV, ¹⁰⁶
 P. PROSPITO, ^{125,126} L. PRUDENZI, ¹⁰⁹ A. PUECHER, ^{27,62} M. PUNTURO ³⁹, F. PUOSI, ^{17,73} P. PUPPO, ⁵⁵
 M. PÜRRE ¹⁰⁹, H. QI ¹⁶, N. QUARTEY, ¹⁰⁵ V. QUETSCHKE, ¹⁴⁹ P. J. QUINONEZ, ³⁵ R. QUITZOW-JAMES, ⁹¹
 F. J. RAAB, ⁶⁷ G. RAAIJMAKERS, ^{37,27} H. RADKINS, ⁶⁷ N. RADULESCO, ³⁶ P. RAFFAI ¹⁵², S. X. RAIL, ²²⁴ S. RAJA, ⁹⁰
 C. RAJAN, ⁹⁰ K. E. RAMIREZ ⁵⁴, T. D. RAMIREZ, ⁴³ A. RAMOS-BUADES ¹⁰⁹, D. RANA, ¹² J. RANA, ⁶
 P. R. RANGNEKAR, ⁷² P. RAPAGNANI, ^{100,55} A. RAY ⁷, V. RAYMOND ¹⁶, N. RAZA ¹⁴⁶, M. RAZZANO ^{73,17},
 J. READ, ⁴³ T. REGIMBAU, ²⁴ L. REI ⁸⁸, S. REID, ⁸⁵ S. W. REID, ¹⁰⁵ M. REINHARD, ⁷¹ D. H. REITZE, ¹
 P. RELTON ¹⁶, A. RENZINI, ¹ P. RETTEGNO ^{21,22}, B. REVENU ⁴⁴, J. REYES, ¹⁶⁷ A. REZA, ²⁷ M. REZAC, ⁴³
 A. S. REZAEI, ^{55,100} F. RICCI, ^{100,55} D. RICHARDS, ¹⁹⁷ J. W. RICHARDSON ²⁶¹, L. RICHARDSON, ¹²¹ K. RILES ¹⁸⁶,
 S. RINALDI ^{73,17}, C. ROBERTSON, ¹⁹⁷ N. A. ROBERTSON, ¹ R. ROBIE, ¹ F. ROBINET, ⁴⁵ A. ROCCHI ¹²⁶,
 S. RODRIGUEZ, ⁴³ L. ROLLAND ²⁴, J. G. ROLLINS ¹, M. ROMANELLI, ¹⁰¹ R. ROMANO, ^{3,4} C. L. ROMEL, ⁶⁷
 A. ROMERO ³¹, I. M. ROMERO-SHAW, ⁵ J. H. ROMIE, ⁵⁴ S. RONCHINI ^{32,103}, T. J. ROOCKE ⁸², L. ROSA, ^{4,25}
 C. A. ROSE, ⁷ D. ROSIŃSKA, ¹⁰⁷ M. P. ROSS ²⁶², M. ROSSELLO, ⁸⁶ S. ROWAN, ²³ S. J. ROWLINSON, ¹⁰⁶

SANTOSH ROY,¹² SOUMEN ROY,⁶² A. ROYZMAN,¹⁵⁹ D. ROZZA ,^{123,124} P. RUGGI,⁴⁶ K. RUIZ-ROCHA,¹⁷⁸
 K. RYAN,⁶⁷ S. SACHDEV ,⁷ T. SADECKI,⁶⁷ J. SADIQ ,¹¹⁵ P. SAFFARIEH,^{27,92} S. SAHA ,¹³⁰ Y. SAITO,¹⁹²
 K. SAKAI,²⁶³ M. SAKELLARIADOU ,⁵⁷ S. SAKON,⁶ O. S. SALAFIA ,^{264,111,110} F. SALCES-CARCOBA ,¹
 L. SALCONI,⁴⁶ M. SALEEM ,⁸³ F. SALEMI ,^{95,96} M. SALLÉ ,²⁷ A. SAMAJDAR ,¹¹¹ E. J. SANCHEZ,¹
 J. H. SANCHEZ,⁴³ L. E. SANCHEZ,¹ N. SANCHIS-GUAL ,^{265,128} J. R. SANDERS,²⁶⁶ A. SANUY ,³⁰
 T. R. SARAVANAN,¹² N. SARIN,⁵ A. SASLI ,²⁰¹ B. SASSOLAS,¹⁵⁶ H. SATARI,⁸⁹ B. S. SATHYAPRAKASH ,^{6,16}
 O. SAUTER ,⁷¹ R. L. SAVAGE ,⁶⁷ V. SAVANT ,¹² T. SAWADA ,¹⁷⁷ H. L. SAWANT,¹² S. SAYAH,¹⁵⁶
 D. SCHAETZL,¹ M. SCHEEL,¹³⁶ J. SCHEUER,⁶⁶ M. G. SCHIWORSKI ,⁸² P. SCHMIDT ,¹⁰⁶ S. SCHMIDT,⁶²
 R. SCHNABEL ,⁸⁴ M. SCHNEEWIND,^{10,11} R. M. S. SCHOFIELD,⁶³ A. SCHÖNBECK,⁸⁴ B. W. SCHULTE,^{10,11}
 B. F. SCHUTZ,^{16,10,11} E. SCHWARTZ ,¹⁶ J. SCOTT ,²³ S. M. SCOTT ,⁹ M. SEGLAR-ARROYO ,²⁴
 Y. SEKIGUCHI ,²⁶⁷ D. SELLERS,⁵⁴ A. S. SENGUPTA,²⁶⁸ D. SENTENAC,⁴⁶ E. G. SEO,¹³¹ V. SEQUINO,^{25,4}
 A. SERGEEV,²¹⁵ G. SERVIGNAT,²⁴⁸ Y. SETYAWATI ,⁶² T. SHAFFER,⁶⁷ M. S. SHAHRIAR ,⁶⁶ M. A. SHAIKH ,¹⁸
 B. SHAMS,¹⁵⁹ L. SHAO ,²⁰⁰ A. SHARMA,^{32,103} P. SHARMA,⁹⁰ P. SHAWHAN ,¹⁰⁸ N. S. SHCHEBLANOV ,²²⁷
 A. SHEELA,²⁴⁰ E. SHERIDAN,¹⁷⁸ Y. SHIKANO ,^{269,270} M. SHIKAUCHI,²⁹ H. SHIMIZU ,²⁷¹ K. SHIMODE ,¹⁹²
 H. SHINKAI ,²⁷² T. SHISHIDO,⁵¹ A. SHODA ,¹⁹ D. H. SHOEMAKER ,⁶⁹ D. M. SHOEMAKER ,¹⁷⁰
 S. SHYAMSUNDAR,⁹⁰ M. SIENIAWSKA,⁵⁶ D. SIGG ,⁶⁷ L. SILENZI ,^{39,40} L. P. SINGER ,¹¹⁸ D. SINGH ,⁶
 M. K. SINGH ,¹⁸ N. SINGH ,¹⁰⁷ A. SINGHA ,^{26,27} A. M. SINTES ,⁸⁶ V. SIPALA,^{123,124} V. SKLIRIS,¹⁶
 B. J. J. SLAGMOLEN ,⁹ T. J. SLAVEN-BLAIR,⁸⁹ J. SMETANA,¹⁰⁶ J. R. SMITH ,⁴³ L. SMITH,²³
 R. J. E. SMITH ,⁵ J. SOLDATESCHI ,^{228,273,53} S. N. SOMALA ,²⁷⁴ K. SOMIYA ,² I. SONG ,¹³⁰ K. SONI ,¹²
 S. SONI ,⁶⁹ V. SORDINI,¹³⁹ F. SORRENTINO,⁸⁸ N. SORRENTINO ,^{73,17} R. SOULARD,³⁶ T. SOURADEEP,^{275,12}
 V. SPAGNUOLO,^{26,27} A. P. SPENCER ,²³ M. SPERA ,^{75,76} P. SPINICELLI,⁴⁶ A. K. SRIVASTAVA,⁷⁸
 V. SRIVASTAVA,⁶⁴ C. STACHIE,³⁶ F. STACHURSKI,²³ D. A. STEER ,⁴⁴ J. STEINLECHNER,^{26,27}
 S. STEINLECHNER ,^{26,27} N. STERGIIOULAS,²⁰¹ D. J. STOPS,¹⁰⁶ K. A. STRAIN ,²³ L. C. STRANG,¹²²
 G. STRATTA ,^{276,55} M. D. STRONG,⁸ A. STRUNK,⁶⁷ R. STURANI,²⁵⁷ A. L. STUVER ,¹⁵⁴ M. SUCHENEK,⁸⁰
 S. SUDHAGAR ,¹² R. SUGIMOTO ,^{277,241} H. G. SUH ,⁷ A. G. SULLIVAN ,¹⁴⁷ T. Z. SUMMERSCALES ,²⁷⁸
 L. SUN ,⁹ S. SUNIL,⁷⁸ A. SUR ,⁸⁰ J. SURESH ,^{29,56} P. J. SUTTON ,¹⁶ TAKAMASA SUZUKI ,¹⁷⁶
 TAKANORI SUZUKI,² TOSHIKAZU SUZUKI,¹⁹⁰ B. L. SWINKELS ,²⁷ A. SYX,¹⁶⁵ M. J. SZCZEPAŃCZYK ,⁷¹
 P. SZEWCZYK ,¹⁰⁷ M. TACCA ,²⁷ H. TAGOSHI,¹⁹⁰ S. C. TAIT ,²³ H. TAKAHASHI ,²⁷⁹ R. TAKAHASHI ,¹⁹
 S. TAKANO,²⁸ H. TAKEDA ,²⁸ M. TAKEDA,¹⁷⁷ C. J. TALBOT,⁸⁵ C. TALBOT,⁶⁹ N. TAMANINI ,¹¹² K. TANAKA,²⁸⁰
 TAIKI TANAKA,¹⁹⁰ TAKAHIRO TANAKA ,²⁸¹ A. J. TANASIJCZUK,⁵⁶ S. TANIOKA ,¹⁹² D. B. TANNER,⁷¹ D. TAO,¹
 L. TAO ,⁷¹ R. D. TAPIA,⁶ E. N. TAPIA SAN MARTÍN ,²⁷ C. TARANTO,¹²⁵ A. TARUYA ,²⁸² J. D. TASSON ,¹⁶⁰
 R. TENORIO ,⁸⁶ J. E. S. TERHUNE ,¹⁵⁴ L. TERKOWSKI ,⁸⁴ H. THEMANN,¹⁹⁴ M. P. THIRUGNANASAMBANDAM,¹²
 M. THOMAS,⁵⁴ P. THOMAS,⁶⁷ S. THOMAS,⁴³ D. THOMPSON,¹⁶⁰ E. E. THOMPSON,⁴⁷ J. E. THOMPSON ,¹⁶
 S. R. THONDAPU,⁹⁰ K. A. THORNE,⁵⁴ E. THRANE,⁵ SHUBHANSHU TIWARI ,¹⁶³ SRISHTI TIWARI ,¹²
 V. TIWARI ,¹⁶ A. M. TOIVONEN,⁸³ A. E. TOLLEY ,¹¹³ T. TOMARU ,¹⁹ T. TOMURA ,¹⁹² M. TONELLI,^{73,17}
 A. TORRES-FORNÉ ,¹²⁸ C. I. TORRIE,¹ I. TOSTA E MELO ,¹²⁴ E. TOURNEFIER ,²⁴ D. TÖYRÄ,⁹
 A. TRAPANANTI ,^{40,39} F. TRAVASSO ,^{39,40} G. TRAYLOR,⁵⁴ J. TRENADO ,³⁰ M. TREVOR,¹⁰⁸
 M. C. TRINGALI ,⁴⁶ A. TRIPATHEE ,¹⁸⁶ L. TROIANO,^{283,99} A. TROVATO ,^{34,238} L. TROZZO ,^{4,192}
 R. J. TRUDEAU,¹ D. TSAI,¹³⁰ K. W. TSANG,^{27,284,62} T. TSANG ,²⁸⁵ J-S. TSAO,²³² M. TSE ,⁶⁹ R. TSO,¹³⁶
 S. TSUCHIDA,¹⁷⁷ L. TSUKADA,⁶ D. TSUNA,²⁹ T. TSUTSUI ,²⁹ K. TURBANG ,^{286,205} M. TURCONI,³⁶
 C. TURSKI,⁷⁹ D. TUYENBAYEV ,¹⁷⁷ H. UBACH ,³⁰ A. S. UBHI ,¹⁰⁶ N. UCHIKATA ,¹⁹⁰ T. UCHIYAMA ,¹⁹²
 R. P. UDALL ,¹ A. UEDA,²⁸⁷ T. UEHARA ,^{288,289} K. UENO ,²⁹ G. UESHIMA,²⁹⁰ C. S. UNNIKRIISHNAN,²⁹¹
 A. L. URBAN,⁸ T. USHIBA ,¹⁹² A. UTINA ,^{26,27} H. VAHLBRUCH ,^{10,11} N. VAIDYA ,¹ G. VAJENTE ,¹
 A. VAJPEYI,⁵ G. VALDES ,¹²¹ M. VALENTINI ,^{185,95,96} S. VALLERO,²² V. VALSAN ,⁷ N. VAN BAKEL,²⁷
 M. VAN BEUZEKOM ,²⁷ M. VAN DAEL ,^{27,292} J. F. J. VAN DEN BRAND ,^{26,92,27} C. VAN DEN BROECK,^{62,27}
 D. C. VANDER-HYDE,⁶⁴ A. VAN DE WALLE,⁴⁵ J. VAN DONGEN,^{27,92} H. VAN HAEVERMAET ,²⁰⁵
 J. V. VAN HEIJNINGEN ,⁵⁶ J. VANOSKY,¹ M. H. P. M. VAN PUTTEN,²⁹³ Z. VAN RANST ,²⁶
 N. VAN REMORTEL ,²⁰⁵ M. VARDARO,^{212,27} A. F. VARGAS,¹²² V. VARMA ,¹⁰⁹ M. VASÚTH ,⁷⁰
 A. VECCHIO ,¹⁰⁶ G. VEDOVATO,⁷⁶ J. VEITCH ,²³ P. J. VEITCH ,⁸² J. VENNEBERG ,^{10,11}
 G. VENUGOPALAN ,¹ P. VERDIER ,¹³⁹ D. VERKINDT ,²⁴ P. VERMA,¹⁶¹ Y. VERMA ,⁹⁰
 S. M. VERMEULEN ,¹⁶ D. VESKE ,¹⁴⁷ F. VETRANO,⁵² A. VICERÉ ,^{52,53} S. VIDYANT,⁶⁴ A. D. VIETS ,²⁹⁴
 A. VIJAYKUMAR ,¹⁸ V. VILLA-ORTEGA ,¹¹⁵ J.-Y. VINET,³⁶ A. VIRTUOSO,^{238,34} S. VITALE ,⁶⁹ H. VOCCA,^{74,39}
 E. R. G. VON REIS,⁶⁷ J. S. A. VON WRANGEL,^{10,11} C. VORVICK ,⁶⁷ S. P. VYATCHANIN ,⁹³ L. E. WADE,⁶⁰
 M. WADE ,⁶⁰ K. J. WAGNER ,¹²⁹ R. C. WALET,²⁷ M. WALKER,¹⁰⁵ G. S. WALLACE,⁸⁵ L. WALLACE,¹
 J. WANG ,¹⁷⁹ J. Z. WANG,¹⁸⁶ W. H. WANG,¹⁴⁹ R. L. WARD,⁹ J. WARNER,⁶⁷ M. WAS ,²⁴ T. WASHIMI ,¹⁹

N. Y. WASHINGTON,¹ K. WATADA,¹⁰⁵ D. WATARAI,¹⁸⁹ J. WATCHI ¹⁴³ K. E. WAYT,⁶⁰ B. WEAVER,⁶⁷
 C. R. WEAVING,¹¹³ S. A. WEBSTER,²³ M. WEINERT,^{10,11} A. J. WEINSTEIN ¹ R. WEISS,⁶⁹ C. M. WELLER,²⁶²
 R. A. WELLER ¹⁷⁸ F. WELLMANN,^{10,11} L. WEN,⁸⁹ P. WESSELS,^{10,11} K. WETTE ⁹ J. T. WHELAN ¹²⁹
 D. D. WHITE,⁴³ B. F. WHITING ⁷¹ C. WHITTLE ⁶⁹ O. S. WILK,⁶⁰ D. WILKEN ^{10,11,11} C. E. WILLIAMS,¹⁶⁰
 D. WILLIAMS ²³ M. J. WILLIAMS ²³ A. R. WILLIAMSON ¹¹³ J. L. WILLIS ¹ B. WILLKE ^{10,11}
 C. C. WIPF,¹ G. WOAN ²³ J. WOEHLENER,^{10,11} J. K. WOFFORD ¹²⁹ I. A. WOJTOWICZ,¹⁶⁰ D. WONG,¹⁴⁶
 I. C. F. WONG ¹³¹ M. WRIGHT,²³ C. WU ¹³⁰ D. S. WU ^{10,11} H. WU,¹³⁰ D. M. WYSOCKI ⁷
 L. XIAO ¹ N. YADAV,⁸⁰ T. YAMADA,²⁷¹ H. YAMAMOTO ¹ K. YAMAMOTO ¹⁹¹ T. YAMAMOTO ¹⁹²
 K. YAMASHITA,²⁰² R. YAMAZAKI,¹⁹⁹ F. W. YANG ¹⁵⁹ K. Z. YANG ⁸³ L. YANG ¹⁶⁸ Y.-C. YANG,¹³⁰
 Y. YANG ²⁹⁵ YANG YANG,⁷¹ M. J. YAP,⁹ D. W. YEELES,¹⁶ S.-W. YEH,¹³⁰ A. B. YELIKAR ¹²⁹
 J. YOKOYAMA ^{29,28} T. YOKOZAWA,¹⁹² J. YOO ²⁵³ T. YOSHIOKA,²⁰² HANG YU ¹³⁶ HAOCUN YU ⁶⁹
 H. YUZURIHARA,¹⁹⁰ A. ZADROŻNY,¹⁶¹ M. ZANOLIN,³⁵ S. ZEIDLER ²⁹⁶ T. ZELENKOVA,⁴⁶ J.-P. ZENDRI,⁷⁶
 M. ZEVI ¹⁶⁶ M. ZHAN,¹⁷⁹ H. ZHANG,²³² J. ZHANG ⁹ L. ZHANG,¹ R. ZHANG ⁷¹ T. ZHANG,¹⁰⁶
 Y. ZHANG,¹²¹ C. ZHAO ⁸⁹ G. ZHAO,¹⁴³ Y. ZHAO ^{190,19} YUE ZHAO,¹⁵⁹ Y. ZHENG ⁹¹ R. ZHOU,¹⁹³
 X. J. ZHU ⁵ Z.-H. ZHU ^{120,230} A. B. ZIMMERMAN ¹⁷⁰ M. E. ZUCKER^{1,69} AND J. ZWEIG ¹

THE LIGO SCIENTIFIC COLLABORATION, THE VIRGO COLLABORATION, AND THE KAGRA COLLABORATION

¹LIGO Laboratory, California Institute of Technology, Pasadena, CA 91125, USA

²Graduate School of Science, Tokyo Institute of Technology, Meguro-ku, Tokyo 152-8551, Japan

³Dipartimento di Farmacia, Università di Salerno, I-84084 Fisciano, Salerno, Italy

⁴INFN, Sezione di Napoli, I-80126 Napoli, Italy

⁵OzGrav, School of Physics & Astronomy, Monash University, Clayton 3800, Victoria, Australia

⁶The Pennsylvania State University, University Park, PA 16802, USA

⁷University of Wisconsin-Milwaukee, Milwaukee, WI 53201, USA

⁸Louisiana State University, Baton Rouge, LA 70803, USA

⁹OzGrav, Australian National University, Canberra, Australian Capital Territory 0200, Australia

¹⁰Max Planck Institute for Gravitational Physics (Albert Einstein Institute), D-30167 Hannover, Germany

¹¹Leibniz Universität Hannover, D-30167 Hannover, Germany

¹²Inter-University Centre for Astronomy and Astrophysics, Pune 411007, India

¹³University of Cambridge, Cambridge CB2 1TN, United Kingdom

¹⁴Theoretisch-Physikalisches Institut, Friedrich-Schiller-Universität Jena, D-07743 Jena, Germany

¹⁵Instituto Nacional de Pesquisas Espaciais, 12227-010 São José dos Campos, São Paulo, Brazil

¹⁶Cardiff University, Cardiff CF24 3AA, United Kingdom

¹⁷INFN, Sezione di Pisa, I-56127 Pisa, Italy

¹⁸International Centre for Theoretical Sciences, Tata Institute of Fundamental Research, Bengaluru 560089, India

¹⁹Gravitational Wave Science Project, National Astronomical Observatory of Japan (NAOJ), Mitaka City, Tokyo 181-8588, Japan

²⁰Advanced Technology Center, National Astronomical Observatory of Japan (NAOJ), Mitaka City, Tokyo 181-8588, Japan

²¹Dipartimento di Fisica, Università degli Studi di Torino, I-10125 Torino, Italy

²²INFN Sezione di Torino, I-10125 Torino, Italy

²³SUPA, University of Glasgow, Glasgow G12 8QQ, United Kingdom

²⁴Univ. Savoie Mont Blanc, CNRS, Laboratoire d'Annecy de Physique des Particules - IN2P3, F-74000 Annecy, France

²⁵Università di Napoli "Federico II", I-80126 Napoli, Italy

²⁶Maastricht University, 6200 MD Maastricht, Netherlands

²⁷Nikhef, 1098 XG Amsterdam, Netherlands

²⁸Department of Physics, The University of Tokyo, Bunkyo-ku, Tokyo 113-0033, Japan

²⁹Research Center for the Early Universe (RESCEU), The University of Tokyo, Bunkyo-ku, Tokyo 113-0033, Japan

³⁰Institut de Ciències del Cosmos (ICCUB), Universitat de Barcelona, Barcelona, 08028, Spain

³¹Institut de Física d'Altes Energies (IFAE), Barcelona Institute of Science and Technology, and ICREA, E-08193 Barcelona, Spain

³²Gran Sasso Science Institute (GSSI), I-67100 L'Aquila, Italy

³³Dipartimento di Scienze Matematiche, Informatiche e Fisiche, Università di Udine, I-33100 Udine, Italy

³⁴INFN, Sezione di Trieste, I-34127 Trieste, Italy

³⁵Embry-Riddle Aeronautical University, Prescott, AZ 86301, USA

³⁶Artemis, Université Côte d'Azur, Observatoire de la Côte d'Azur, CNRS, F-06304 Nice, France

³⁷GRAPPA, Anton Pannekoek Institute for Astronomy and Institute for High-Energy Physics, University of Amsterdam, 1098 XH Amsterdam, Netherlands

³⁸Department of Physics, National and Kapodistrian University of Athens, 15771 Ilissia, Greece

- ³⁹INFN, Sezione di Perugia, I-06123 Perugia, Italy
- ⁴⁰Università di Camerino, Dipartimento di Fisica, I-62032 Camerino, Italy
- ⁴¹American University, Washington, D.C. 20016, USA
- ⁴²Earthquake Research Institute, The University of Tokyo, Bunkyo-ku, Tokyo 113-0032, Japan
- ⁴³California State University Fullerton, Fullerton, CA 92831, USA
- ⁴⁴Université de Paris, CNRS, Astroparticule et Cosmologie, F-75006 Paris, France
- ⁴⁵Université Paris-Saclay, CNRS/IN2P3, IJCLab, 91405 Orsay, France
- ⁴⁶European Gravitational Observatory (EGO), I-56021 Cascina, Pisa, Italy
- ⁴⁷Georgia Institute of Technology, Atlanta, GA 30332, USA
- ⁴⁸Department of Mathematics and Physics, Graduate School of Science and Technology, Hirosaki University, Hirosaki, Aomori 036-8561, Japan
- ⁴⁹Royal Holloway, University of London, London TW20 0EX, United Kingdom
- ⁵⁰Kamioka Branch, National Astronomical Observatory of Japan (NAOJ), Kamioka-cho, Hida City, Gifu 506-1205, Japan
- ⁵¹The Graduate University for Advanced Studies (SOKENDAI), Mitaka City, Tokyo 181-8588, Japan
- ⁵²Università degli Studi di Urbino “Carlo Bo”, I-61029 Urbino, Italy
- ⁵³INFN, Sezione di Firenze, I-50019 Sesto Fiorentino, Firenze, Italy
- ⁵⁴LIGO Livingston Observatory, Livingston, LA 70754, USA
- ⁵⁵INFN, Sezione di Roma, I-00185 Roma, Italy
- ⁵⁶Université catholique de Louvain, B-1348 Louvain-la-Neuve, Belgium
- ⁵⁷King’s College London, University of London, London WC2R 2LS, United Kingdom
- ⁵⁸Korea Institute of Science and Technology Information, Daejeon 34141, Republic of Korea
- ⁵⁹National Institute for Mathematical Sciences, Daejeon 34047, Republic of Korea
- ⁶⁰Kenyon College, Gambier, OH 43022, USA
- ⁶¹School of High Energy Accelerator Science, The Graduate University for Advanced Studies (SOKENDAI), Tsukuba City, Ibaraki 305-0801, Japan
- ⁶²Institute for Gravitational and Subatomic Physics (GRASP), Utrecht University, 3584 CC Utrecht, Netherlands
- ⁶³University of Oregon, Eugene, OR 97403, USA
- ⁶⁴Syracuse University, Syracuse, NY 13244, USA
- ⁶⁵Université de Liège, B-4000 Liège, Belgium
- ⁶⁶Northwestern University, Evanston, IL 60208, USA
- ⁶⁷LIGO Hanford Observatory, Richland, WA 99352, USA
- ⁶⁸Dipartimento di Medicina, Chirurgia e Odontoiatria “Scuola Medica Salernitana”, Università di Salerno, I-84081 Baronissi, Salerno, Italy
- ⁶⁹LIGO Laboratory, Massachusetts Institute of Technology, Cambridge, MA 02139, USA
- ⁷⁰Wigner RCP, RMKI, H-1121 Budapest, Hungary
- ⁷¹University of Florida, Gainesville, FL 32611, USA
- ⁷²Stanford University, Stanford, CA 94305, USA
- ⁷³Università di Pisa, I-56127 Pisa, Italy
- ⁷⁴Università di Perugia, I-06123 Perugia, Italy
- ⁷⁵Università di Padova, Dipartimento di Fisica e Astronomia, I-35131 Padova, Italy
- ⁷⁶INFN, Sezione di Padova, I-35131 Padova, Italy
- ⁷⁷Montana State University, Bozeman, MT 59717, USA
- ⁷⁸Institute for Plasma Research, Bhat, Gandhinagar 382428, India
- ⁷⁹Universiteit Gent, B-9000 Gent, Belgium
- ⁸⁰Nicolaus Copernicus Astronomical Center, Polish Academy of Sciences, 00-716, Warsaw, Poland
- ⁸¹Dipartimento di Ingegneria, Università del Sannio, I-82100 Benevento, Italy
- ⁸²OzGrav, University of Adelaide, Adelaide, South Australia 5005, Australia
- ⁸³University of Minnesota, Minneapolis, MN 55455, USA
- ⁸⁴Universität Hamburg, D-22761 Hamburg, Germany
- ⁸⁵SUPA, University of Strathclyde, Glasgow G1 1XQ, United Kingdom
- ⁸⁶IAC3–IEEC, Universitat de les Illes Balears, E-07122 Palma de Mallorca, Spain
- ⁸⁷Departamento de Matemáticas, Universitat Autònoma de Barcelona, 08193 Bellaterra (Barcelona), Spain
- ⁸⁸INFN, Sezione di Genova, I-16146 Genova, Italy
- ⁸⁹OzGrav, University of Western Australia, Crawley, Western Australia 6009, Australia
- ⁹⁰RRCAT, Indore, Madhya Pradesh 452013, India
- ⁹¹Missouri University of Science and Technology, Rolla, MO 65409, USA
- ⁹²Department of Physics and Astronomy, Vrije Universiteit Amsterdam, 1081 HV Amsterdam, Netherlands

- ⁹³ *Lomonosov Moscow State University, Moscow 119991, Russia*
- ⁹⁴ *Center for Theoretical Physics, Polish Academy of Sciences, 02-668, Warsaw, Poland*
- ⁹⁵ *Università di Trento, Dipartimento di Fisica, I-38123 Povo, Trento, Italy*
- ⁹⁶ *INFN, Trento Institute for Fundamental Physics and Applications, I-38123 Povo, Trento, Italy*
- ⁹⁷ *Bar-Ilan University, Ramat Gan, 5290002, Israel*
- ⁹⁸ *Dipartimento di Fisica "E.R. Caianiello", Università di Salerno, I-84084 Fisciano, Salerno, Italy*
- ⁹⁹ *INFN, Sezione di Napoli, Gruppo Collegato di Salerno, I-80126 Napoli, Italy*
- ¹⁰⁰ *Università di Roma "La Sapienza", I-00185 Roma, Italy*
- ¹⁰¹ *Univ Rennes, CNRS, Institut FOTON - UMR 6082, F-3500 Rennes, France*
- ¹⁰² *Indian Institute of Technology Bombay, Powai, Mumbai 400 076, India*
- ¹⁰³ *INFN, Laboratori Nazionali del Gran Sasso, I-67100 Assergi, Italy*
- ¹⁰⁴ *Laboratoire Kastler Brossel, Sorbonne Université, CNRS, ENS-Université PSL, Collège de France, F-75005 Paris, France*
- ¹⁰⁵ *Christopher Newport University, Newport News, VA 23606, USA*
- ¹⁰⁶ *University of Birmingham, Birmingham B15 2TT, United Kingdom*
- ¹⁰⁷ *Astronomical Observatory Warsaw University, 00-478 Warsaw, Poland*
- ¹⁰⁸ *University of Maryland, College Park, MD 20742, USA*
- ¹⁰⁹ *Max Planck Institute for Gravitational Physics (Albert Einstein Institute), D-14476 Potsdam, Germany*
- ¹¹⁰ *Università degli Studi di Milano-Bicocca, I-20126 Milano, Italy*
- ¹¹¹ *INFN, Sezione di Milano-Bicocca, I-20126 Milano, Italy*
- ¹¹² *L2IT, Laboratoire des 2 Infinis - Toulouse, Université de Toulouse, CNRS/IN2P3, UPS, F-31062 Toulouse Cedex 9, France*
- ¹¹³ *University of Portsmouth, Portsmouth, PO1 3FX, United Kingdom*
- ¹¹⁴ *Université de Lyon, Université Claude Bernard Lyon 1, CNRS, Institut Lumière Matière, F-69622 Villeurbanne, France*
- ¹¹⁵ *IGFAE, Universidad de Santiago de Compostela, 15782 Spain*
- ¹¹⁶ *Stony Brook University, Stony Brook, NY 11794, USA*
- ¹¹⁷ *Center for Computational Astrophysics, Flatiron Institute, New York, NY 10010, USA*
- ¹¹⁸ *NASA Goddard Space Flight Center, Greenbelt, MD 20771, USA*
- ¹¹⁹ *Dipartimento di Fisica, Università degli Studi di Genova, I-16146 Genova, Italy*
- ¹²⁰ *Department of Astronomy, Beijing Normal University, Beijing 100875, China*
- ¹²¹ *Texas A&M University, College Station, TX 77843, USA*
- ¹²² *OzGrav, University of Melbourne, Parkville, Victoria 3010, Australia*
- ¹²³ *Università degli Studi di Sassari, I-07100 Sassari, Italy*
- ¹²⁴ *INFN, Laboratori Nazionali del Sud, I-95125 Catania, Italy*
- ¹²⁵ *Università di Roma Tor Vergata, I-00133 Roma, Italy*
- ¹²⁶ *INFN, Sezione di Roma Tor Vergata, I-00133 Roma, Italy*
- ¹²⁷ *University of Sannio at Benevento, I-82100 Benevento, Italy and INFN, Sezione di Napoli, I-80100 Napoli, Italy*
- ¹²⁸ *Departamento de Astronomía y Astrofísica, Universitat de València, E-46100 Burjassot, València, Spain*
- ¹²⁹ *Rochester Institute of Technology, Rochester, NY 14623, USA*
- ¹³⁰ *National Tsing Hua University, Hsinchu City, 30013 Taiwan, Republic of China*
- ¹³¹ *The Chinese University of Hong Kong, Shatin, NT, Hong Kong*
- ¹³² *Department of Applied Physics, Fukuoka University, Jonan, Fukuoka City, Fukuoka 814-0180, Japan*
- ¹³³ *OzGrav, Charles Sturt University, Wagga Wagga, New South Wales 2678, Australia*
- ¹³⁴ *Department of Physics, Tamkang University, Danshui Dist., New Taipei City 25137, Taiwan*
- ¹³⁵ *Department of Physics, Center for High Energy and High Field Physics, National Central University, Zhongli District, Taoyuan City 32001, Taiwan*
- ¹³⁶ *CaRT, California Institute of Technology, Pasadena, CA 91125, USA*
- ¹³⁷ *Dipartimento di Ingegneria Industriale (DIIN), Università di Salerno, I-84084 Fisciano, Salerno, Italy*
- ¹³⁸ *Institute of Physics, Academia Sinica, Nankang, Taipei 11529, Taiwan*
- ¹³⁹ *Université Lyon, Université Claude Bernard Lyon 1, CNRS, IP2I Lyon / IN2P3, UMR 5822, F-69622 Villeurbanne, France*
- ¹⁴⁰ *INAF, Osservatorio Astronomico di Padova, I-35122 Padova, Italy*
- ¹⁴¹ *OzGrav, Swinburne University of Technology, Hawthorn VIC 3122, Australia*
- ¹⁴² *Université libre de Bruxelles, 1050 Bruxelles, Belgium*
- ¹⁴³ *Université Libre de Bruxelles, Brussels 1050, Belgium*
- ¹⁴⁴ *Departamento de Matemáticas, Universitat de València, E-46100 Burjassot, València, Spain*
- ¹⁴⁵ *Texas Tech University, Lubbock, TX 79409, USA*
- ¹⁴⁶ *University of British Columbia, Vancouver, BC V6T 1Z4, Canada*
- ¹⁴⁷ *Columbia University, New York, NY 10027, USA*
- ¹⁴⁸ *University of Rhode Island, Kingston, RI 02881, USA*

- ¹⁴⁹ *The University of Texas Rio Grande Valley, Brownsville, TX 78520, USA*
- ¹⁵⁰ *Bellevue College, Bellevue, WA 98007, USA*
- ¹⁵¹ *Scuola Normale Superiore, I-56126 Pisa, Italy*
- ¹⁵² *Eötvös University, Budapest 1117, Hungary*
- ¹⁵³ *Chennai Mathematical Institute, Chennai 603103, India*
- ¹⁵⁴ *Villanova University, Villanova, PA 19085, USA*
- ¹⁵⁵ *The University of Sheffield, Sheffield S10 2TN, United Kingdom*
- ¹⁵⁶ *Université Lyon, Université Claude Bernard Lyon 1, CNRS, Laboratoire des Matériaux Avancés (LMA), IP2I Lyon / IN2P3, UMR 5822, F-69622 Villeurbanne, France*
- ¹⁵⁷ *Dipartimento di Scienze Matematiche, Fisiche e Informatiche, Università di Parma, I-43124 Parma, Italy*
- ¹⁵⁸ *INFN, Sezione di Milano Bicocca, Gruppo Collegato di Parma, I-43124 Parma, Italy*
- ¹⁵⁹ *The University of Utah, Salt Lake City, UT 84112, USA*
- ¹⁶⁰ *Carleton College, Northfield, MN 55057, USA*
- ¹⁶¹ *National Center for Nuclear Research, 05-400 Świerk-Otwock, Poland*
- ¹⁶² *Institut d'Astrophysique de Paris, Sorbonne Université, CNRS, UMR 7095, 75014 Paris, France*
- ¹⁶³ *University of Zurich, Winterthurerstrasse 190, 8057 Zurich, Switzerland*
- ¹⁶⁴ *Perimeter Institute, Waterloo, ON N2L 2Y5, Canada*
- ¹⁶⁵ *Université de Strasbourg, CNRS, IPHC UMR 7178, F-67000 Strasbourg, France*
- ¹⁶⁶ *University of Chicago, Chicago, IL 60637, USA*
- ¹⁶⁷ *Montclair State University, Montclair, NJ 07043, USA*
- ¹⁶⁸ *Colorado State University, Fort Collins, CO 80523, USA*
- ¹⁶⁹ *Institute for Nuclear Research, H-4026 Debrecen, Hungary*
- ¹⁷⁰ *University of Texas, Austin, TX 78712, USA*
- ¹⁷¹ *CNR-SPIN, I-84084 Fisciano, Salerno, Italy*
- ¹⁷² *Scuola di Ingegneria, Università della Basilicata, I-85100 Potenza, Italy*
- ¹⁷³ *Observatori Astronòmic, Universitat de València, E-46980 Paterna, València, Spain*
- ¹⁷⁴ *Centro de Física das Universidades do Minho e do Porto, Universidade do Minho, PT-4710-057 Braga, Portugal*
- ¹⁷⁵ *Department of Astronomy, The University of Tokyo, Mitaka City, Tokyo 181-8588, Japan*
- ¹⁷⁶ *Faculty of Engineering, Niigata University, Nishi-ku, Niigata City, Niigata 950-2181, Japan*
- ¹⁷⁷ *Department of Physics, Graduate School of Science, Osaka City University, Sumiyoshi-ku, Osaka City, Osaka 558-8585, Japan*
- ¹⁷⁸ *Vanderbilt University, Nashville, TN 37235, USA*
- ¹⁷⁹ *State Key Laboratory of Magnetic Resonance and Atomic and Molecular Physics, Innovation Academy for Precision Measurement Science and Technology (APM), Chinese Academy of Sciences, Xiao Hong Shan, Wuhan 430071, China*
- ¹⁸⁰ *SUPA, University of the West of Scotland, Paisley PA1 2BE, United Kingdom*
- ¹⁸¹ *University of Szeged, Dóm tér 9, Szeged 6720, Hungary*
- ¹⁸² *INAF, Osservatorio Astronomico di Capodimonte, I-80131 Napoli, Italy*
- ¹⁸³ *Queen Mary University of London, London E1 4NS, United Kingdom*
- ¹⁸⁴ *Université de Normandie, ENSICAEN, UNICAEN, CNRS/IN2P3, LPC Caen, F-14000 Caen, France*
- ¹⁸⁵ *The University of Mississippi, University, MS 38677, USA*
- ¹⁸⁶ *University of Michigan, Ann Arbor, MI 48109, USA*
- ¹⁸⁷ *Ulsan National Institute of Science and Technology, Ulsan 44919, Republic of Korea*
- ¹⁸⁸ *Shanghai Astronomical Observatory, Chinese Academy of Sciences, Shanghai 200030, China*
- ¹⁸⁹ *University of Tokyo, Tokyo, 113-0033, Japan.*
- ¹⁹⁰ *Institute for Cosmic Ray Research (ICRR), KAGRA Observatory, The University of Tokyo, Kashiwa City, Chiba 277-8582, Japan*
- ¹⁹¹ *Faculty of Science, University of Toyama, Toyama City, Toyama 930-8555, Japan*
- ¹⁹² *Institute for Cosmic Ray Research (ICRR), KAGRA Observatory, The University of Tokyo, Kamioka-cho, Hida City, Gifu 506-1205, Japan*
- ¹⁹³ *University of California, Berkeley, CA 94720, USA*
- ¹⁹⁴ *California State University, Los Angeles, Los Angeles, CA 90032, USA*
- ¹⁹⁵ *Lancaster University, Lancaster LA1 4YW, United Kingdom*
- ¹⁹⁶ *College of Industrial Technology, Nihon University, Narashino City, Chiba 275-8575, Japan*
- ¹⁹⁷ *Rutherford Appleton Laboratory, Didcot OX11 0DE, United Kingdom*
- ¹⁹⁸ *Department of Astronomy & Space Science, Chungnam National University, Yuseong-gu, Daejeon 34134, Republic of Korea*
- ¹⁹⁹ *Department of Physical Sciences, Aoyama Gakuin University, Sagami-hara City, Kanagawa 252-5258, Japan*
- ²⁰⁰ *Kavli Institute for Astronomy and Astrophysics, Peking University, Haidian District, Beijing 100871, China*
- ²⁰¹ *Department of Physics, Aristotle University of Thessaloniki, 54124 Thessaloniki, Greece*
- ²⁰² *Graduate School of Science and Engineering, University of Toyama, Toyama City, Toyama 930-8555, Japan*

- ²⁰³ *Nambu Yoichiro Institute of Theoretical and Experimental Physics (NITEP), Osaka City University, Sumiyoshi-ku, Osaka City, Osaka 558-8585, Japan*
- ²⁰⁴ *Directorate of Construction, Services & Estate Management, Mumbai 400094, India*
- ²⁰⁵ *Universiteit Antwerpen, 2000 Antwerpen, Belgium*
- ²⁰⁶ *University of Białystok, 15-424 Białystok, Poland*
- ²⁰⁷ *Ewha Womans University, Seoul 03760, Republic of Korea*
- ²⁰⁸ *National Astronomical Observatories, Chinese Academic of Sciences, Chaoyang District, Beijing, China*
- ²⁰⁹ *School of Astronomy and Space Science, University of Chinese Academy of Sciences, Chaoyang District, Beijing, China*
- ²¹⁰ *University of Southampton, Southampton SO17 1BJ, United Kingdom*
- ²¹¹ *Institute for Cosmic Ray Research (ICRR), The University of Tokyo, Kashiwa City, Chiba 277-8582, Japan*
- ²¹² *Institute for High-Energy Physics, University of Amsterdam, 1098 XH Amsterdam, Netherlands*
- ²¹³
- ²¹⁴ *University of Washington Bothell, Bothell, WA 98011, USA*
- ²¹⁵ *Institute of Applied Physics, Nizhny Novgorod, 603950, Russia*
- ²¹⁶ *Inje University Gimhae, South Gyeongsang 50834, Republic of Korea*
- ²¹⁷ *Department of Physics, Myongji University, Yongin 17058, Republic of Korea*
- ²¹⁸ *Sungkyunkwan University, Seoul 03063, Republic of Korea*
- ²¹⁹ *Bard College, Annandale-On-Hudson, NY 12504, USA*
- ²²⁰ *Institute of Particle and Nuclear Studies (IPNS), High Energy Accelerator Research Organization (KEK), Tsukuba City, Ibaraki 305-0801, Japan*
- ²²¹ *Institute of Mathematics, Polish Academy of Sciences, 00656 Warsaw, Poland*
- ²²² *Instituto de Fisica Teorica, 28049 Madrid, Spain*
- ²²³ *Department of Physics, Nagoya University, Chikusa-ku, Nagoya, Aichi 464-8602, Japan*
- ²²⁴ *Université de Montréal/Polytechnique, Montreal, Quebec H3T 1J4, Canada*
- ²²⁵ *Laboratoire Lagrange, Université Côte d'Azur, Observatoire Côte d'Azur, CNRS, F-06304 Nice, France*
- ²²⁶ *Seoul National University, Seoul 08826, Republic of Korea*
- ²²⁷ *NAVIER, École des Ponts, Univ Gustave Eiffel, CNRS, Marne-la-Vallée, France*
- ²²⁸ *Università di Firenze, Sesto Fiorentino I-50019, Italy*
- ²²⁹ *Department of Physics, National Cheng Kung University, Tainan City 701, Taiwan*
- ²³⁰ *School of Physics and Technology, Wuhan University, Wuhan, Hubei, 430072, China*
- ²³¹ *National Center for High-performance computing, National Applied Research Laboratories, Hsinchu Science Park, Hsinchu City 30076, Taiwan*
- ²³² *Department of Physics, National Taiwan Normal University, sec. 4, Taipei 116, Taiwan*
- ²³³ *NASA Marshall Space Flight Center, Huntsville, AL 35811, USA*
- ²³⁴ *INFN, Sezione di Roma Tre, I-00146 Roma, Italy*
- ²³⁵ *ESPCI, CNRS, F-75005 Paris, France*
- ²³⁶ *West Virginia University, Morgantown, WV 26506, USA*
- ²³⁷ *School of Physics Science and Engineering, Tongji University, Shanghai 200092, China*
- ²³⁸ *Dipartimento di Fisica, Università di Trieste, I-34127 Trieste, Italy*
- ²³⁹ *Institute for Photon Science and Technology, The University of Tokyo, Bunkyo-ku, Tokyo 113-8656, Japan*
- ²⁴⁰ *Indian Institute of Technology Madras, Chennai 600036, India*
- ²⁴¹ *Institute of Space and Astronautical Science (JAXA), Chuo-ku, Sagami-hara City, Kanagawa 252-0222, Japan*
- ²⁴² *Institut des Hautes Etudes Scientifiques, F-91440 Bures-sur-Yvette, France*
- ²⁴³ *Faculty of Law, Ryukoku University, Fushimi-ku, Kyoto City, Kyoto 612-8577, Japan*
- ²⁴⁴ *Indian Institute of Science Education and Research, Kolkata, Mohanpur, West Bengal 741252, India*
- ²⁴⁵ *Université de Paris, 75006 Paris, France*
- ²⁴⁶ *Department of Physics, University of Notre Dame, Notre Dame, IN 46556, USA*
- ²⁴⁷ *Centre national de la recherche scientifique, 75016 Paris, France*
- ²⁴⁸ *Laboratoire Univers et Théories, Observatoire de Paris, 92190 Meudon, France*
- ²⁴⁹ *Observatoire de Paris, 75014 Paris, France*
- ²⁵⁰ *Université PSL, 75006 Paris, France*
- ²⁵¹ *Institute of Physics of the Czech Academy of Sciences, 182 00 Praha 8, Czechia*
- ²⁵² *Graduate School of Science and Technology, Niigata University, Nishi-ku, Niigata City, Niigata 950-2181, Japan*
- ²⁵³ *Cornell University, Ithaca, NY 14850, USA*
- ²⁵⁴ *Consiglio Nazionale delle Ricerche - Istituto dei Sistemi Complessi, I-00185 Roma, Italy*
- ²⁵⁵ *Korea Astronomy and Space Science Institute (KASI), Yuseong-gu, Daejeon 34055, Republic of Korea*
- ²⁵⁶ *Hobart and William Smith Colleges, Geneva, NY 14456, USA*

- ²⁵⁷ *International Institute of Physics, Universidade Federal do Rio Grande do Norte, Natal RN 59078-970, Brazil*
- ²⁵⁸ *Museo Storico della Fisica e Centro Studi e Ricerche "Enrico Fermi", I-00184 Roma, Italy*
- ²⁵⁹ *Dipartimento di Matematica e Fisica, Università degli Studi Roma Tre, I-00146 Roma, Italy*
- ²⁶⁰ *Università di Trento, Dipartimento di Matematica, I-38123 Povo, Trento, Italy*
- ²⁶¹ *University of California, Riverside, Riverside, CA 92521, USA*
- ²⁶² *University of Washington, Seattle, WA 98195, USA*
- ²⁶³ *Department of Electronic Control Engineering, National Institute of Technology, Nagaoka College, Nagaoka City, Niigata 940-8532, Japan*
- ²⁶⁴ *INAF, Osservatorio Astronomico di Brera sede di Merate, I-23807 Merate, Lecco, Italy*
- ²⁶⁵ *Departamento de Matemática da Universidade de Aveiro and Centre for Research and Development in Mathematics and Applications, 3810-183 Aveiro, Portugal*
- ²⁶⁶ *Marquette University, Milwaukee, WI 53233, USA*
- ²⁶⁷ *Faculty of Science, Toho University, Funabashi City, Chiba 274-8510, Japan*
- ²⁶⁸ *Indian Institute of Technology, Palaj, Gandhinagar, Gujarat 382355, India*
- ²⁶⁹ *Graduate School of Science and Technology, Gunma University, Maebashi, Gunma 371-8510, Japan*
- ²⁷⁰ *Institute for Quantum Studies, Chapman University, Orange, CA 92866, USA*
- ²⁷¹ *Accelerator Laboratory, High Energy Accelerator Research Organization (KEK), Tsukuba City, Ibaraki 305-0801, Japan*
- ²⁷² *Faculty of Information Science and Technology, Osaka Institute of Technology, Hirakata City, Osaka 573-0196, Japan*
- ²⁷³ *INAF, Osservatorio Astrofisico di Arcetri, I-50125 Firenze, Italy*
- ²⁷⁴ *Indian Institute of Technology Hyderabad, Sangareddy, Khandi, Telangana 502285, India*
- ²⁷⁵ *Indian Institute of Science Education and Research, Pune, Maharashtra 411008, India*
- ²⁷⁶ *Istituto di Astrofisica e Planetologia Spaziali di Roma, 00133 Roma, Italy*
- ²⁷⁷ *Department of Space and Astronautical Science, The Graduate University for Advanced Studies (SOKENDAI), Sagami-hara City, Kanagawa 252-5210, Japan*
- ²⁷⁸ *Andrews University, Berrien Springs, MI 49104, USA*
- ²⁷⁹ *Research Center for Space Science, Advanced Research Laboratories, Tokyo City University, Setagaya, Tokyo 158-0082, Japan*
- ²⁸⁰ *Institute for Cosmic Ray Research (ICRR), Research Center for Cosmic Neutrinos (RCCN), The University of Tokyo, Kashiwa City, Chiba 277-8582, Japan*
- ²⁸¹ *Department of Physics, Kyoto University, Sakyou-ku, Kyoto City, Kyoto 606-8502, Japan*
- ²⁸² *Yukawa Institute for Theoretical Physics (YITP), Kyoto University, Sakyou-ku, Kyoto City, Kyoto 606-8502, Japan*
- ²⁸³ *Dipartimento di Scienze Aziendali - Management and Innovation Systems (DISA-MIS), Università di Salerno, I-84084 Fisciano, Salerno, Italy*
- ²⁸⁴ *Van Swinderen Institute for Particle Physics and Gravity, University of Groningen, 9747 AG Groningen, Netherlands*
- ²⁸⁵ *Faculty of Science, Department of Physics, The Chinese University of Hong Kong, Shatin, N.T., Hong Kong*
- ²⁸⁶ *Vrije Universiteit Brussel, 1050 Brussel, Belgium*
- ²⁸⁷ *Applied Research Laboratory, High Energy Accelerator Research Organization (KEK), Tsukuba City, Ibaraki 305-0801, Japan*
- ²⁸⁸ *Department of Communications Engineering, National Defense Academy of Japan, Yokosuka City, Kanagawa 239-8686, Japan*
- ²⁸⁹ *Department of Physics, University of Florida, Gainesville, FL 32611, USA*
- ²⁹⁰ *Department of Information and Management Systems Engineering, Nagaoka University of Technology, Nagaoka City, Niigata 940-2188, Japan*
- ²⁹¹ *Tata Institute of Fundamental Research, Mumbai 400005, India*
- ²⁹² *Eindhoven University of Technology, 5600 MB Eindhoven, Netherlands*
- ²⁹³ *Department of Physics and Astronomy, Sejong University, Gwangjin-gu, Seoul 143-747, Republic of Korea*
- ²⁹⁴ *Concordia University Wisconsin, Mequon, WI 53097, USA*
- ²⁹⁵ *Department of Electrophysics, National Yang Ming Chiao Tung University, Hsinchu, Taiwan*
- ²⁹⁶ *Department of Physics, Rikkyo University, Toshima-ku, Tokyo 171-8501, Japan*