

The University of Maine

DigitalCommons@UMaine

Health & Public Safety

Margaret Chase Smith Policy Center

10-2022

The Overdose Prevention Through Intensive Outreach Naloxone and Safety Initiative (OPTIONS): Project-to-Date Totals through August 31, 2022

Daniel S. Soucier

Follow this and additional works at: https://digitalcommons.library.umaine.edu/mcspc_healthsafety

This Report is brought to you for free and open access by DigitalCommons@UMaine. It has been accepted for inclusion in Health & Public Safety by an authorized administrator of DigitalCommons@UMaine. For more information, please contact um.library.technical.services@maine.edu.



The Overdose Prevention Through Intensive Outreach Naloxone and Safety Initiative (OPTIONS)

Project-to-Date Totals through August 31, 2022

Prepared by Daniel S. Soucier, Ph.D.
Margaret Chase Smith Policy Center
University of Maine

This brief provides updates on the OPTIONS initiative based on data reported by OPTIONS liaisons. Liaisons are licensed behavioral health clinicians that are embedded within a law enforcement agency in each of the sixteen counties in Maine. At present, each county has one appointed liaison that works alongside law enforcement to provide short-term counseling interventions, conduct proactive outreach with communities at the highest risk of experiencing an overdose, de-escalate behavioral health crises, and engage in postoverdose follow up visits and referrals of persons in need, as well as affected others, to community- and state-based services.

This brief describes how referrals are generated for OPTIONS liaisons, who is referring clients to liaisons, referrals OPTIONS liaisons are making on behalf of their clients, the demographics of OPTIONS clients, overdose education and antistigma trainings, and linkages among other state programs from the project's inception in October 2020 through August 2022.

Additional resources, data, and visualizations are available at knowyouroptions.me and mainedrugdata.org.

Key Metrics Snapshot

During the most recent reporting period of August 2022 OPTIONS liaisons' engagement included

- 89** co-response calls, conducted alongside law enforcement partners
- 94** postoverdose follow-ups, conducted frequently alongside law enforcement partners
- 105** individuals referred to community-based treatment programs, with 77% (81) attending their first treatment appointment
- 105** individuals referred to community-based recovery support programs
- 553** individuals trained in overdose and antistigma education
- 341** kits (682 doses) of naloxone (Narcan) distributed

From October 2020 through August 2022 (project-to-date-totals), OPTIONS liaisons' engagement included

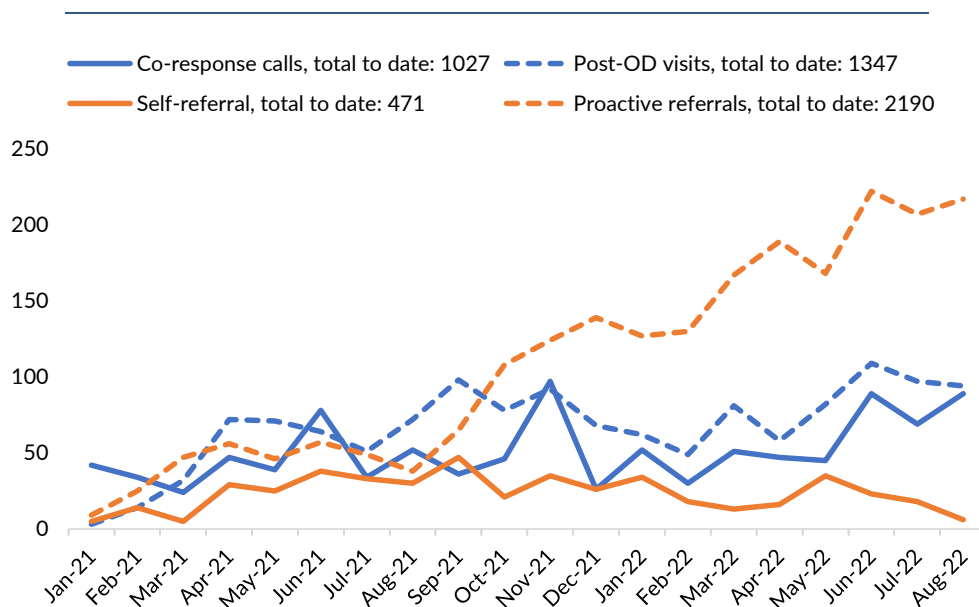
- 1,027 coresponse calls, conducted alongside law enforcement partners
- 1,347 postoverdose follow-ups, conducted frequently alongside law enforcement partners
- 1,130 clients referred to community-based treatment programs, with 84% (945) confirmed to have attended their first appointments
- 1,221 individuals referred to community-based recovery support programs
- 3,903 individuals trained in overdose and antistigma education
- 4,244 kits (8,488 doses) of naloxone distributed

How OPTIONS Liaisons Receive Clients

OPTIONS liaisons generate clients from operating alongside law enforcement officers as co-responders to nonfatal and fatal opioid overdoses as well as other substance-use-related public safety response calls. Co-response calls are those that OPTIONS liaisons respond to during the moment of crisis, whereas postoverdose follow-up visits are those that they respond to in the days following a substance-use-related crisis. Oftentimes, law enforcement partners accompany liaisons during both co-response calls and postoverdose follow-up visits.

OPTIONS liaisons also generate clients through self-referrals and proactive referrals. Self-referrals occur when individuals contact OPTIONS liaisons themselves. Proactive referrals are those made by public safety officials, clinicians, community-based substance use supports, and affected others. The following chart and table show the number of law enforcement calls responded to and postoverdose follow-up visits conducted by liaisons along with the number of self and proactive referrals.

OPTIONS Response Calls and Self and Proactive Referrals, Project-to-Date

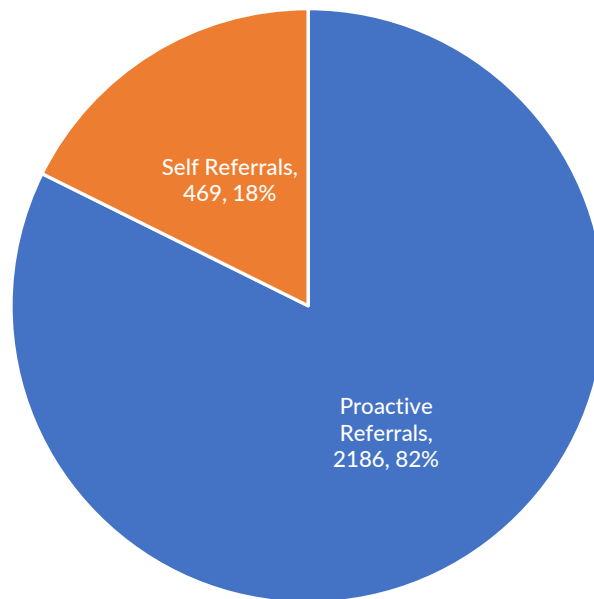


Monthly Client Interactions for OPTIONS Liaisons

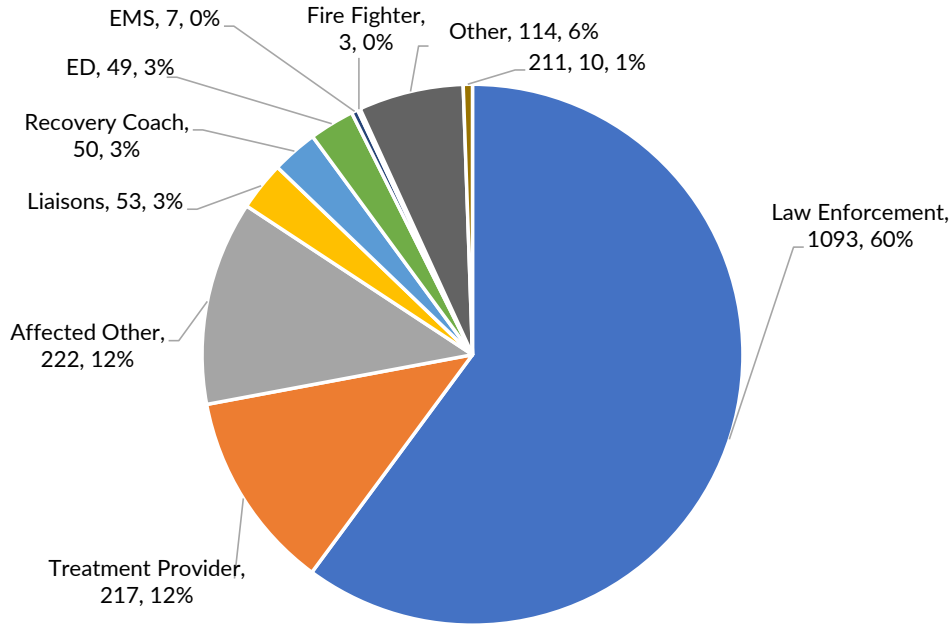
	Oct- Dec 2020	Jan- Mar 2021	Apr- Jun 2021	Jul- Oct 2021	Oct- Dec 2021	Jan 2022	Feb 2022	Mar 2022	Apr 2022	May 2022	Jun 2022	Jul 2022	Aug 2022	Total
Co-response calls	N/A	100	164	122	169	52	30	51	47	45	89	69	89	1027
Post OD visits	N/A	49	207	221	238	62	49	81	58	82	109	97	94	1347
Self referral	N/A	24	92	110	82	34	18	13	16	35	23	18	6	471
Proactive referral	N/A	81	159	152	371	127	130	167	189	168	222	207	217	2190

Proactive referrals to OPTIONS liaisons come from a variety of sources including law enforcement, treatment providers, affected others, other OPTIONS liaisons, recovery coaches, emergency department clinicians, and first responders. This data began being collected during the second year of the program in October 2021. The following two pie charts show the number and percentage of proactive referrals to OPTIONS liaisons as well as the number and percentage of self-referrals 18% (469) versus proactive referrals 82% (2,186). Law enforcement make up the preponderance of proactive referrals at 60% (1,093) followed by affected others 12% (222) and treatment providers 12% (217).

Proactive and Self Referrals, Project-to-Date



Proactive Referrals by Type, Project to Date

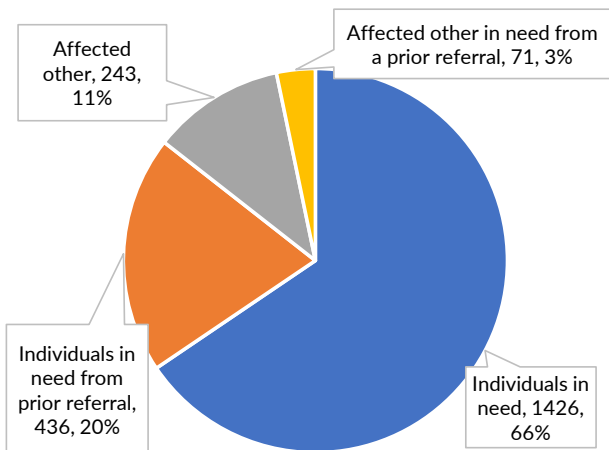


Note: Liaisons began reporting proactive referrals by type beginning in year 2 of the initiative (October 2021)

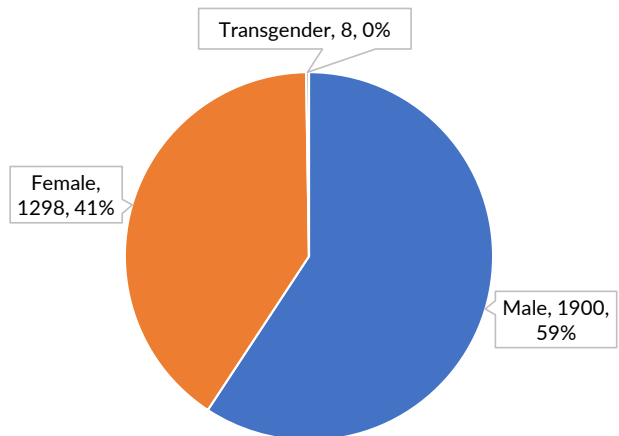
Clients Served by OPTIONS Liaisons

OPTIONS liaisons serve not only individuals in need but also affected others. In many counties, liaisons are known members of the community who are able to reach at-risk individuals and those that might not engage with other state-based harm reduction, treatment, recovery, or prevention services. The following four charts show the demographic breakdown of clients served by OPTIONS liaisons. 66% (1,426) of clients are individuals in need connecting with OPTIONS for the first time, 20% (436) are individuals in need who had previously connected with OPTIONS,

Individuals in Need and Affected Others, Project to Date

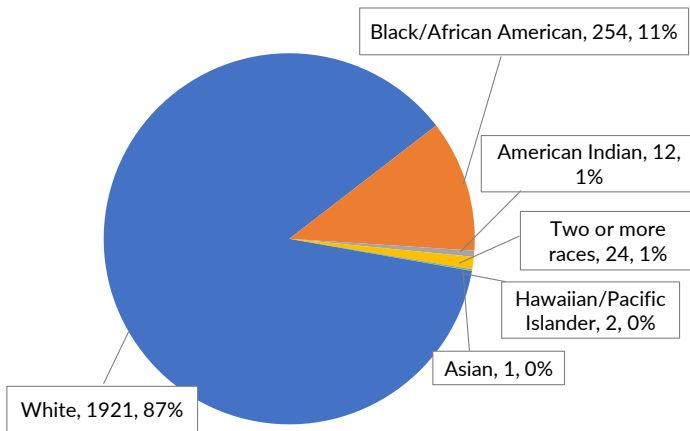


Gender of Clients, Project to Date

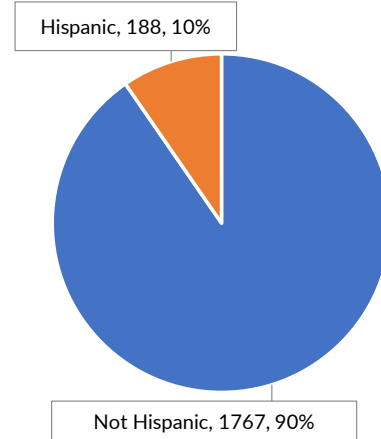


11% (243) are affected others connecting with OPTIONS for the first time, and 3% (71) are affected others who had previously connected with OPTIONS. 60% (1,900) of clients identify as male, 40% (1,298) identify as female, and <1% (8) identify as transgender. The ethnicity of clients is 10% (188) Hispanic/Latino and 90% (1,767) not Hispanic/Latino. The racial composition of clients is 87% (1,921) white, 11% (254) Black/African American, 1% (12) American Indian/Alaska Native, 1% (24) Two or more races, <1% Hawaiian/Pacific Islander (2), and <1% Asian (1).

Race of Clients, Project to Date

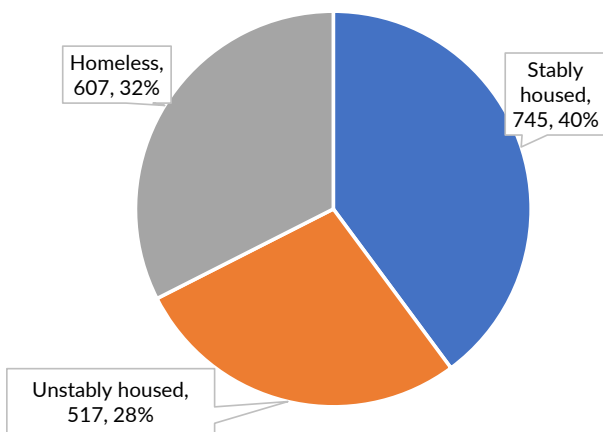


Ethnicity of Clients, Project to Date

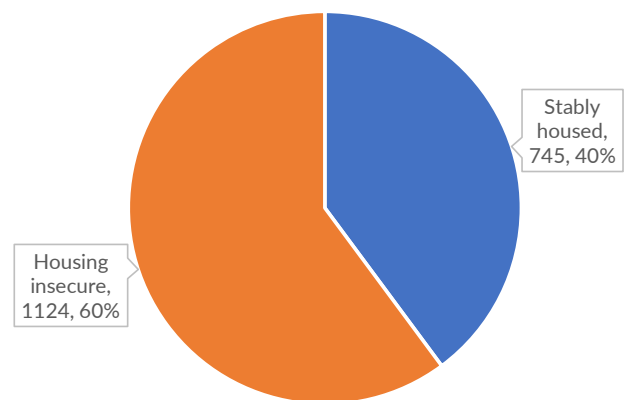


OPTIONS liaisons are effective at reaching individuals in need and affected others that are experiencing housing instability and experiencing homelessness. The following charts show that 60% (1,124) of clients referred to OPTIONS liaisons since October 2021 are reported to be housing insecure; 28% (517) are unstably housed and 32% (607) are homeless. Those who have stable housing constituted 40% (745) of liaison clients.

Housing Status of Clients, Project to Date



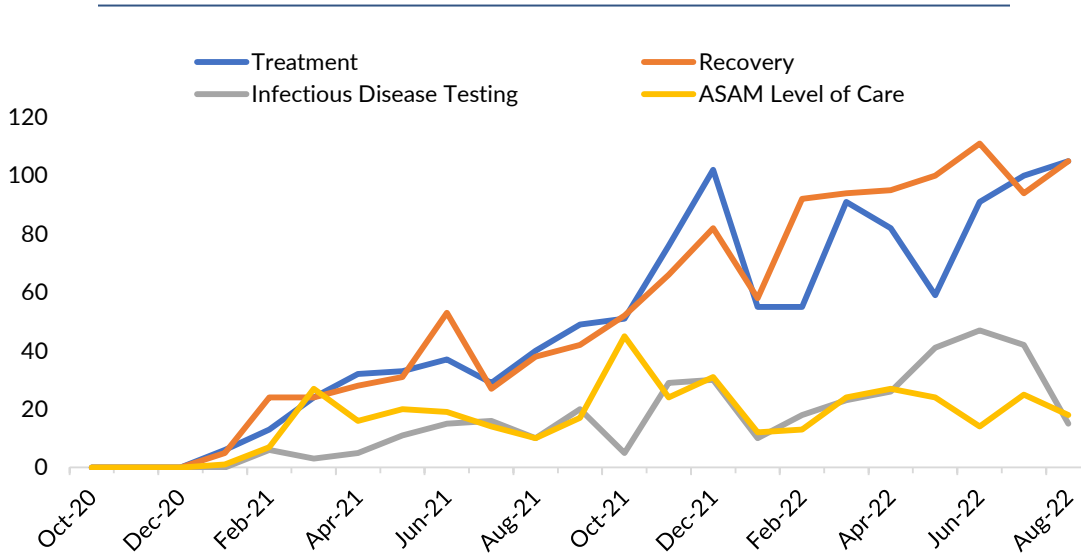
Housing Security of Clients, Project to Date



Liaisons Connect Persons Struggling with Substance Use Disorder to Services

OPTIONS liaisons connect individuals with state- and community-based prevention, harm reduction, treatment, and recovery services. The first chart below shows client interactions and referrals to services. The second shows synergistic connections between OPTIONS liaisons and other State-supported programs across the four focus areas of the State of Maine Opioid Response Strategic Action Plan: prevention, harm reduction, treatment, and recovery.

Client Interactions and Referrals by Type, Project to Date

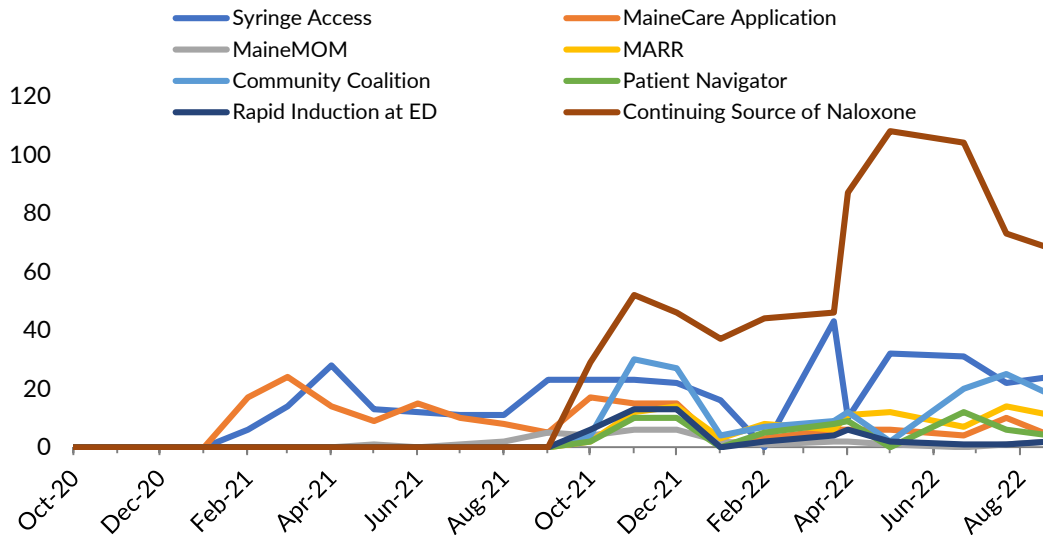


Note: Referrals to MARR, Community Coalitions, Patient Navigators, Rapid Induction, and Continuing Source of Naloxone were not reported by OPTIONS liaisons until October 2021

Client Interactions and Referrals by Type, Project to Date

	Oct-Dec 2020	Jan-Mar 2021	Apr-Jun 2021	Jul-Sep 2021	Oct-Dec 2021	Jan 2022	Feb 2022	Mar 2022	Apr 2022	May 2022	Jun 2022	Jul 2022	Aug 2022	Total
Treatment	0	43	102	118	229	55	55	91	82	59	91	100	105	1130
Recovery	0	53	112	107	200	58	92	94	95	100	111	94	105	1221
Infectious Disease Testing	0	9	31	46	64	10	18	23	26	41	47	42	15	372
ASAM Level of Care	0	35	55	41	100	12	13	24	27	24	14	25	18	388

Client Referrals to Other State-Supported Programs, Project to Date



Client Referrals to Other State-Supported Programs, Project to Date

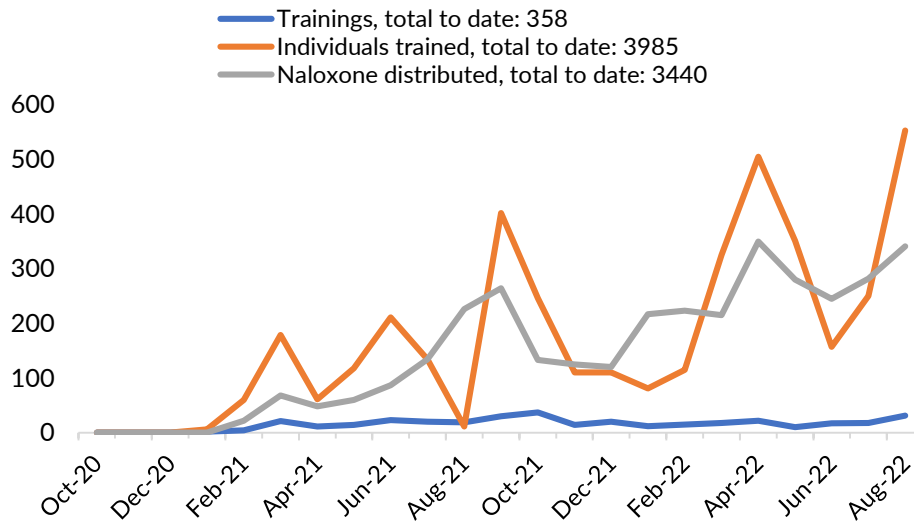
	Oct-2020	Jan-2021	Apr-2021	Jul-2021	Oct-2021	Jan-2022	Feb-2022	Mar-2022	Apr-2022	May-2022	Jun-2022	Jul-2022	Aug-2022	Total
Syringe Access	0	20	53	45	68	16	0	43	10	32	31	22	24	364
MaineCare Application	0	41	38	23	47	1	3	6	6	6	4	10	4	189
MaineMOM	0	0	1	8	16	2	1	2	2	1	0	1	2	36
MARR	N/A	N/A	N/A	N/A	28	3	8	6	11	12	7	14	11	100
Community Coalition	N/A	N/A	N/A	N/A	61	4	7	9	12	2	20	25	18	158
Patient Navigator	N/A	N/A	N/A	N/A	22	0	5	8	9	0	12	6	4	66
Rapid Induction at ED	N/A	N/A	N/A	N/A	32	0	2	4	6	2	1	1	2	50
Continuing Source of Naloxone	N/A	N/A	N/A	N/A	127	37	44	46	87	108	104	73	68	694

OPTIONS liaisons refer individuals for treatment programs in the moment when their clients are ready by meeting them where they are at. They use warm handoffs where they dial the phone number of the treatment provider for their clients. Some liaisons also drive individuals to their treatment appointment or MOUD (Medication for Opioid Use Disorder) inductions. For the project to date,

- 1,130 clients were referred for community-based treatment programs
- 84% attended their first appointment with the provider (945)
- 16% unknown if they attended their appointment or not (185)

OPTIONS liaisons also serve as community educators conducting a variety of trainings including Overdose Education and Naloxone Distribution and anti-stigma trainings. The chart and table show the number and cumulative number of trainings conducted, individuals trained, and naloxone kits distributed by OPTIONS liaisons. OPTIONS liaisons have conducted 358 trainings, trained 3,903 individuals, and distributed 4,244 kits (8,488 doses) of naloxone from October 2020 to August 2022.

Number of Trainings Conducted, Individuals Trained, and Naloxone Kits Distributed by OPTIONS Liaisons



Trainings Conducted, Individuals Trained, and Naloxone Kits Distributed by OPTIONS Liaisons

	Oct- Dec 2020	Jan- Mar 2021	Apr- Jun 2021	Jul- Sep 2021	Oct- Dec 2021	Jan 2022	Feb 2022	Mar 2022	Apr 2022	May 2022	Jun 2022	Jul 2022	Aug 2022	Total
Monthly Trainings	0	27	48	69	71	12	15	18	22	10	17	18	31	358
Monthly Trained	0	245	390	547	466	81	115	325	505	351	157	250	553	3985
Monthly Naloxone	0	90	195	624	378	217	223	215	350	280	245	282	341	3440