

Chapman University

## Chapman University Digital Commons

---

Mathematics, Physics, and Computer Science  
Faculty Articles and Research

Science and Technology Faculty Articles and  
Research

---

8-30-2001

### Stimulated Emission of Polarization-Entangled Photons

Antia Lamas-Linares  
*University of Oxford*

John C. Howell  
*Chapman University, johhowell@chapman.edu*

Dik Bouwmeester  
*University of Oxford*

Follow this and additional works at: [https://digitalcommons.chapman.edu/scs\\_articles](https://digitalcommons.chapman.edu/scs_articles)



Part of the [Optics Commons](#)

---

#### Recommended Citation

A. Lamas-Linares, J. C. Howell, and D. Bouwmeester, *Stimulated Emission of Polarization-Entangled Photons*, *Nature* 412(6850), 887-890.

This Article is brought to you for free and open access by the Science and Technology Faculty Articles and Research at Chapman University Digital Commons. It has been accepted for inclusion in Mathematics, Physics, and Computer Science Faculty Articles and Research by an authorized administrator of Chapman University Digital Commons. For more information, please contact [laughtin@chapman.edu](mailto:laughtin@chapman.edu).

---

## Stimulated Emission of Polarization-Entangled Photons

### Comments

This is a pre-copy-editing, author-produced PDF of an article accepted for publication in *Nature*, volume 412, issue 6850, in 2001 following peer review. The final publication may differ and is available at Springer via <https://doi.org/10.1038/35091014>.

[A free-to-read copy of the final published article is available here.](#)

### Copyright

Nature

# Stimulated emission of polarization–entangled photons

Antia Lamas-Linares,<sup>\*</sup> John C. Howell,<sup>†</sup> and Dik Bouwmeester<sup>‡</sup>  
*Centre for Quantum Computation, Clarendon Laboratory,  
 University of Oxford, Parks Road, Oxford OX1 3PU, UK*

Entangled photon pairs – discrete light quanta that exhibit non-classical correlations – play a crucial role in quantum information science (for example in demonstrations of quantum non-locality [1, 2, 3, 4, 5, 6, 7], quantum teleportation [8, 9] and quantum cryptography [10, 11, 12, 13]). At the macroscopic optical field level non-classical correlations can also be important, as in the case of squeezed light [14], entangled light beams [15, 16], and teleportation of continuous quantum variables [17]. Here we use stimulated parametric down-conversion to study entangled states of light that bridge the gap between discrete and macroscopic optical quantum correlations. We demonstrate experimentally the onset of laser-like action for entangled photons. This entanglement structure holds great promise in quantum information science where there is a strong demand for entangled states of increasing complexity.

As the acronym LASER (Light Amplification by Stimulated Emission of Radiation) indicates, polarization–entangled laser operation would mean that a (spontaneously created) photon pair in two polarization–entangled modes stimulate, inside a non-linear gain medium, the emission of additional pairs. As a gain medium we consider type–II parametric down-conversion [18]. A simplified interaction Hamiltonian [19, 20] for the nonlinear interaction between a classical pump field and two polarization–entangled modes  $a$  and  $b$  is given by

$$\hat{H}_{int} = e^{i\phi} \kappa \hat{K}^\dagger + e^{-i\phi} \kappa \hat{K} \quad (1)$$

where  $\hat{K}^\dagger = \hat{a}_h^\dagger \hat{b}_v^\dagger - \hat{a}_v^\dagger \hat{b}_h^\dagger$  and  $\hat{K} = \hat{a}_h \hat{b}_v - \hat{a}_v \hat{b}_h$  are the creation and annihilation operators of polarization entangled photon pairs in modes  $a$  and  $b$ . Horizontal and vertical polarization are represented by H and V, and  $\kappa$  is a real-valued coupling coefficient. When acting on the vacuum state the time evolution operator  $\hat{U} = \exp i\hat{H}t/\hbar$  yields:

$$|\psi\rangle \propto \sum_{n=0}^{\infty} (\tanh \tau)^n \sum_{m=0}^n (-1)^m |n-m, m; m, n-m\rangle \quad (2)$$

where  $\tau = \kappa t/\hbar$  is the interaction parameter. The first and second slots in the ket indicate respectively the number of horizontal ( $n-m$ ) and vertical ( $m$ ) photons in mode  $a$ , and the third and fourth slot indicate the corresponding numbers for mode  $b$ . This state represents the general output of type-II parametric down-conversion, but for all experiments reported to date,  $\tau$  is so small that mainly the first order term ( $n=1$ ) has been taken into account and only a few experiments and proposals addressed second order terms [7, 21, 22, 23, 24, 25]. By analogy with a conventional laser, the idea of an entangled photon laser is to increase  $\tau$  using a resonator around the gain medium, which enhances the emission of the higher order terms in equation 2. The state shown in equation 2 has the following features.

First, modes  $a$  and  $b$  are entangled in photon number since for any  $n$ , the number of photons in each mode

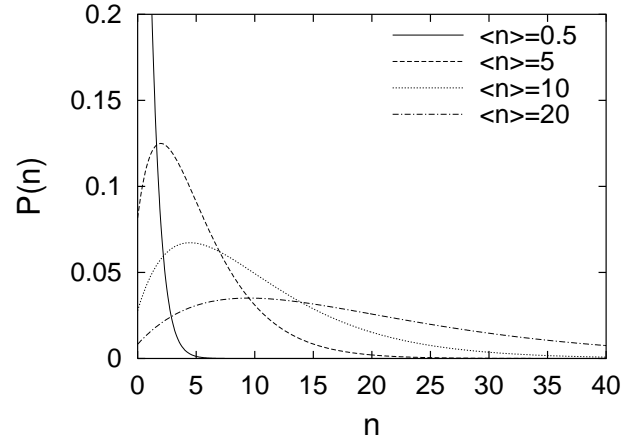


FIG. 1: The photon number (pair) distribution,  $P(n)$ , arising from stimulated parametric down-conversion shifts its peak and broadens as the mean number of photons increases. This indicates that for increasing interaction strength (gain), terms with higher numbers of photons obtain a larger amplification factor compared to lower terms, which is a familiar feature of laser operation.

is identical. The photon (pair) number distribution is shown in Fig. 1 for increasing average photon (pair) number output per pulse  $\langle n \rangle$ . The shifting of the maximum and the broadening of the distribution for higher values of  $\langle n \rangle$  resembles the coherent state photon–number distribution as produced by conventional lasers. These features are explained by the fact that stimulated emission –originating from the boson statistics of photons– favours amplification of higher over lower photon–number terms.

The second important property of state in equation 2 is that the set of terms for each  $n$  form a maximally entangled state in polarization. The normalized 1–pair term is the rotationally symmetric Bell state (singlet spin– $\frac{1}{2}$ ):

$$|\psi\rangle = \frac{1}{\sqrt{2}}(|1, 0; 0, 1\rangle - |0, 1; 1, 0\rangle) \quad (3)$$

The normalized 2-pair term is given by :

$$|\psi\rangle = \frac{1}{\sqrt{3}}(|2, 0; 0, 2\rangle - |1, 1; 1, 1\rangle + |0, 2; 2, 0\rangle) \quad (4)$$

and represents the singlet spin-1 state. Similar to the spin- $\frac{1}{2}$  case, the rotational symmetry arises from the relative phase relations and the equal weights of the terms. In general the  $n$ -pair term has the properties of a singlet spin- $n/2$  state. The rotational symmetry of the full state can easily be shown by expressing the  $n$ -pair terms in any other basis, and verifying that the same expressions are obtained. The crucial role of stimulated emission is to provide for each  $n$  equally weighted terms. In principle, a photon counting measurement on state 2 (either in mode  $a$  or  $b$ ) performs a projection onto a certain singlet spin- $n/2$  state. Subsequently this maximally entangled state can be explored for quantum information tasks. In practice, in quantum optics experiments where the fragile photons are in general destroyed by any measurement, the projection and the exploration of the state are performed simultaneously. This procedure, usually referred to as post-selection, has proven to be very useful: for example for demonstrations of quantum teleportation [8], quantum cryptography [10, 11, 12, 13], and three particle Greenberger-Horne-Zeilinger (GHZ) correlations [7, 22], and for novel optical quantum computation schemes [26]. Here we use post-selection to demonstrate stimulated entanglement by measuring 2- and 4-photon properties of state 2 for increasing values of  $\tau$ .

The set-up used to demonstrate stimulated entanglement is illustrated in Fig. 2. A 120-fs pump pulse at 390 nm (with a repetition rate of 80 MHz) passes through a  $\beta$ -barium-borate (BBO) crystal and creates pairs of polarization-entangled photons in spatially distinct modes  $a$  and  $b$ . The experimental parameters are chosen such that (to first order) the singlet photon-pair state 4 is created. Initially modes  $a$  and  $b$  are in the vacuum state and the photon pairs are spontaneously created. The fact that modes  $a$  and  $b$  geometrically diverge, and that horizontally and vertically polarised photons experience different crystal parameters, limits the useful crystal length [27] and thereby prohibits an efficient stimulated emission process. To obtain significant stimulated emission we redirect the spontaneously created photon pairs into the crystal at the same time (tuned by a delay on mirror M3) as the reflected pump pulse passes through the crystal a second time. Provided that the feedback loop for the photon pairs is polarization independent, which is obtained by using a bow-tie folded geometry including a  $\lambda/2$  waveplate that exchanges  $H$  and  $V$  polarizations, optimum conditions for stimulated emission of photon pairs can be established. As stimulated emission can be seen as a constructive multi-particle interference effect, and because the process of parametric down-conversion is sensitive to the phase of the pump, we should expect to observe an oscillation between stim-

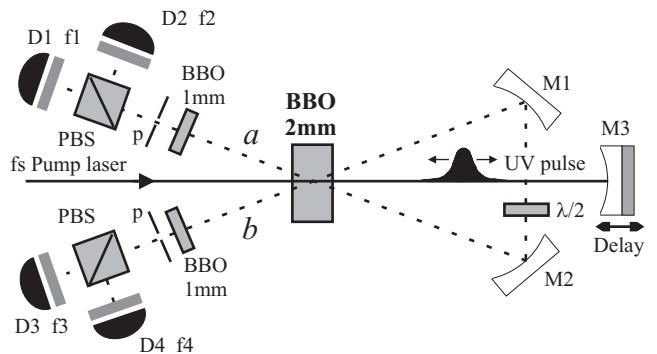


FIG. 2: Experimental set-up. A frequency-doubled mode-locked Ti:Sapp laser (80 MHz rep. rate,  $\lambda = 390$  nm) pumps a 2 mm BBO crystal. Pinholes  $p$  perform spatial selection of the entangled modes. The pump is reflected onto itself by mirror M3 that is mounted on a computer-controlled translation stage. Mirrors M1 and M2 form the feedback loop, including a polarization rotation element ( $\lambda/2$ ), for the entangled photons. Photon detection of the  $|1, 1; 1, 1\rangle$  term in the H/V basis occurs at avalanche photo diodes D1-D4, after going through polarizing beam splitters (PBS) and 5-nm-bandwidth filters f1-f4. The role of the two extra 1-mm BBO crystals in modes  $a$  and  $b$  is to compensate for undesirable birefringent properties of the main crystal [18].

ulation and suppression of emission as function of the pump-pulse delay. The period of this oscillation corresponds to the optical frequency of the pump laser. In the region where the difference between the pump delay and the feedback loop is larger than the coherence length of the observed photons (determined by the 5-nm narrow-bandwidth filters in front of the single-photon detectors) no such interference pattern is expected.

To study the 2- and 4-photon entangled states we measure each term in equations 3 and 4 individually in two non-orthogonal polarization bases. The  $|1, 0; 0, 1\rangle$  and the  $|0, 1; 1, 0\rangle$  terms are measured in the desired bases by using a polarizer in front of a single photon detector in each of the spatial modes  $a$  and  $b$ . The  $|1, 1; 1, 1\rangle$  term is detected by the introduction of polarizing beam splitters in the appropriate basis in each mode followed by four single-photon detectors (see Fig. 2). As we do not use multi-photon detectors, we can only measure the  $|2, 0; 0, 2\rangle$  and the  $|2, 0; 0, 2\rangle$  term with a 0.25 probability using a combination of a polarizer, a 50-50 beam splitter and two single-photon detectors in each mode.

Quantitative predictions for the amplification of the individual terms in equations 3 and 4 resulting from the double pass configuration are obtained by expanding the unitary evolution of the created light fields in the polarization-entangled photon-pair creation operator  $\hat{K}^\dagger$ . To second order in  $\hat{K}^\dagger$  we obtain:

$$\begin{aligned} \hat{U} &= \hat{U}_2 \hat{U}_1 = 1 + e^{i\theta} \tau \hat{K}_2^\dagger + \tau \hat{K}_1^\dagger \\ &+ \frac{1}{2} e^{2i\theta} \tau^2 (\hat{K}_2^\dagger)^2 + \frac{1}{2} \tau^2 (\hat{K}_1^\dagger)^2 + e^{i\theta} \tau^2 \hat{K}_2^\dagger \hat{K}_1^\dagger \end{aligned} \quad (5)$$

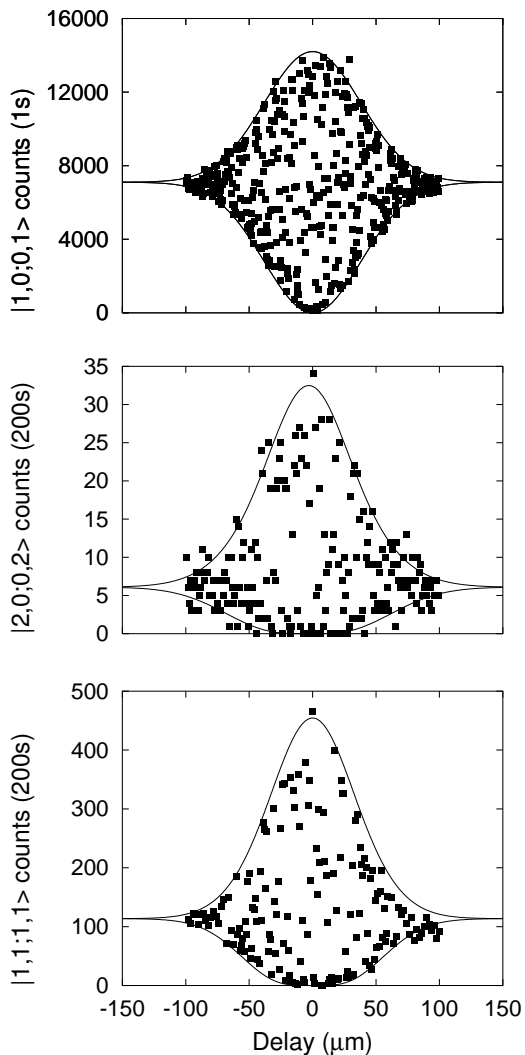


FIG. 3: Experimental demonstration of stimulated entanglement. The top graph shows the 2-fold coincidence rate corresponding to the detection of the  $|1, 0; 0, 1\rangle$  term in the 45/-45 basis as function of the delay between the reflected pump and the entangled photons generated in the first pass through the crystal. The solid lines are theoretical fits to the envelope of the curve as the degree of overlap varies. Similarly the middle graph shows the 4-fold coincidence rate corresponding to the detection of the  $|2, 0; 0, 2\rangle$  term in the 45/-45 basis and the bottom graph the  $|1, 1; 1, 1\rangle$  in the H/V basis. The effect of stimulated emission is apparent in the increase of the number of 4-fold coincidences at zero delay of a factor of 5.3 and 4.0 for the  $|2, 0; 0, 2\rangle$  and  $|1, 1; 1, 1\rangle$  terms (see text). The difference in rates between the two 4-photon graphs is due to the probabilistic detection and extra elements introduced to measure the  $|2, 0; 0, 2\rangle$  term.

where subscripts 1 and 2 refer to the first and second pass through the crystal. The relative phase  $\theta$  between the first and second pass of the pump pulse is tunable by the translation of mirror M3 in Fig. 2. We discuss two limits: when  $\hat{K}_1^\dagger = |kdt$  and when  $\hat{K}_1^\dagger$  is distinguishable

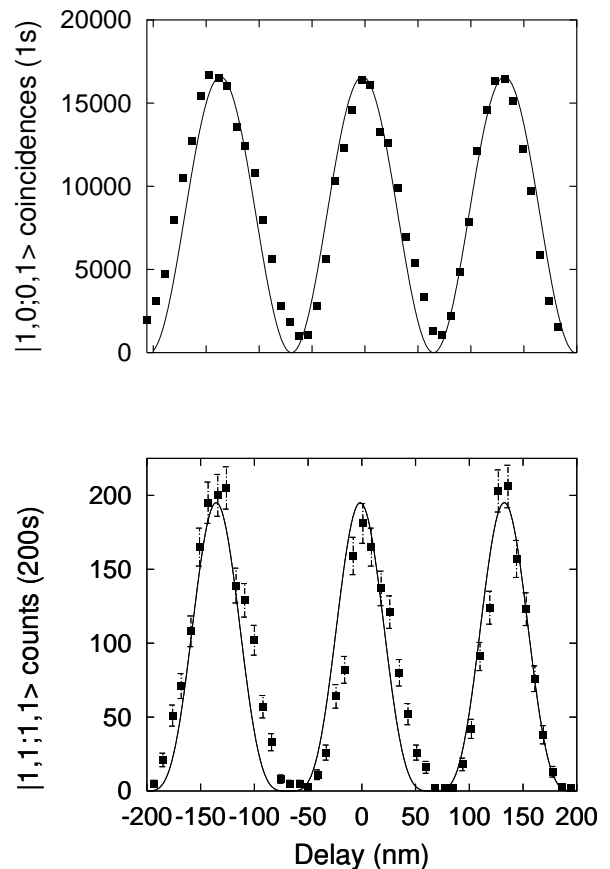


FIG. 4: Two- and four-photon interference due to stimulated emission. A fine scan of the  $|1, 0; 0, 1\rangle$  (top) and  $|1, 1; 1, 1\rangle$  (bottom) terms in the zero delay region shows optimum stimulation and suppression of the 2- and 4-fold coincidence probability.

from  $\hat{K}_2^\dagger$ . The first case applies at zero delay where efficient phase-sensitive stimulated emission occurs. From equation 5 it follows that doubling the value of the interaction parameter results in an increase in probability for the 2-photon terms from  $\tau^2$  to  $4\tau^2$ , and in an increase for the 4-photon terms from  $\tau^4$  to  $16\tau^4$ . Note that the 4-photon state has a four times larger amplification than the 2-photon states, which is characteristic of stimulated emission. The second case applies if the reflected pump pulse delay between the two passes is not equal to the delay of the entangled photons in the feedback loop. In this case there are simply two independent contributions to the 2-photon detection events, but there are several distinct contributions to the 4-photon detection events. Each single pass has a small probability of  $\tau^4$  to create state 4. In addition, as current single photon detectors do not have a high enough time resolution to distinguish between photons arriving from the first or second pass, there are spurious 4-fold coincidences from a combination of 2-photon states created in both passes. The spurious contributions to the  $|2, 0; 0, 2\rangle$  and  $|0, 2; 2, 0\rangle$  the

detections will be  $\tau^4$  and for the  $|1, 1; 1, 1\rangle$  detection will be  $2\tau^4$ .

We scan from the region where  $\hat{K}_1^\dagger$  is completely distinguishable from  $\hat{K}_2^\dagger$  into the region where  $\hat{K}_1^\dagger = \hat{K}_2^\dagger$ , while observing the intensity of the 2- and 4-photon terms. From the considerations above we expect—in the case of ideal stimulated emission—that the terms in Eq. 3 to show a two-fold increase and that the middle term in Eq. 4 to show a four-fold increase, and the other two terms to increase by a factor of  $16/3=5.33$ . Owing to the rotational symmetry of states 3 and 4, these predictions are basis independent.

Figure 3 shows our experimental data for the detection of the  $|1, 0; 0, 1\rangle$  (top) and the  $|2, 0; 0, 2\rangle$  (middle) terms measured in the 45 rotated basis, and the  $|1, 1; 1, 1\rangle$  (bottom) term in the H/V basis. The solid curves are the envelopes of the oscillating functions giving the maximum and minimum theoretical values for the coincidence rates. The experimental data shows an increase of 1.950.10 for  $|1, 0; 0, 1\rangle$ , 5.30.6 for  $|2, 0; 0, 2\rangle$  and of 4.10.3 for  $|1, 1; 1, 1\rangle$ . These results are in good agreement with the predictions discussed above. Similar results have been obtained in the other bases and for the  $|0, 1; 1, 0\rangle$  and  $|0, 2; 2, 0\rangle$  terms, demonstrating the rotational invariance—that is, the spin-1/2 and spin-1 singlet structure—of states 3 and 4. Additional data indicates an amplification due to the second pass of 3.950.10 for the 2-fold coincidences and of 172 for the 4-fold coincidences. This demonstrates the shifting of the photon-number pair distribution towards terms with higher photon numbers, a characteristic of stimulated emission. A final proof of stimulated emission—seen as a constructive interference process—is the phase-dependent emission probability shown in Fig 4. This is a fine scan around the region of zero delay for the  $|1, 0; 0, 1\rangle$  (top) and the  $|1, 1; 1, 1\rangle$  (bottom) terms in the 45 rotated basis and H/V basis, respectively. The solid lines are fits to the theoretical predictions, which vary as  $(1 + \cos\theta)$  for the 2-photon case and as  $(1 + \cos\theta)^2$  for the 4-photon case. The visibility of these interference fringes is in all cases above 97

In summary, we have pointed out the rich entanglement structure—equivalent to a superposition of spin- $n/2$  singlet states—obtained by stimulated emission of the familiar rotationally symmetric Bell state; we have also demonstrated that stimulated emission of polarization-entangled photons can be achieved experimentally. Both the characteristic shifting of the photon-pair distribution towards higher photon numbers, and the rotational symmetry of the 2- and 4-photon contribution, have been observed. The good agreement between the experimental data and the theory shows that the stringent indistinguishability requirements to obtain entanglement in a stimulated process using external resonators have been met. Although related theory and experiments on interference enhanced emission of photon pairs and on photon injection into non-linear crystals

have been reported [23, 24, 28, 29]. Our results constitute (to our knowledge) the first experimental demonstration of the onset of laser-like operation for entangled photons.

Using multi-pass amplification pumped by higher-intensity pulses it should be possible to produce rotationally-symmetric multi-photon entangled states with an average photon (pair) number of the order of 100. As exploration of such states is based on post-selection, the challenge of creating them should go in parallel with the challenge of constructing low-loss transmission lines and high-efficiency multi-photon detectors. Although there are very encouraging developments on low-loss optical fibres [30] and highly efficient multi-photon detectors [31], we will always have to face the situation of losing photons in the process of creating, transporting and analyzing the desired state 1. As this state is one large complex entangled state, one might think that the loss (or a measurement) of a single photon will destroy all the interesting properties of the state. On the contrary, the complex entanglement has the remarkable feature that the loss or measurement of one (or more) particles does not eliminate all the entanglement between the remaining particles. To illustrate this point we focus our attention on the 4-photon state 4 and consider a measurement of a photon in mode  $a$  in the H/V basis, with the measurement result being H. The state of the remaining three particles will be  $1/\sqrt{2}(|1, 0; 0, 2\rangle - |0, 1; 1, 1\rangle)$  which still contains non-maximal entanglement between modes  $a$  and  $b$ . A generalization to the actual loss of several photons from the full state (2) is currently under study.

The increased sharpness of the peaks in the interference pattern for the singlet of spin-1 (see fig. 4) is potentially of interest for applications in metrology. An interferometric measurement of relative distance, for example, would benefit from the more precise location of the maxima obtained by looking at the 4-fold (or higher) coincidence rates. Furthermore, the increased amount of entangled terms made available by stimulated emission and post-selection, offer new possibilities for higher bit-rate quantum cryptography. We consider that entanglement robustness—together with the rotational symmetry of the state created by stimulated polarization entanglement—opens the way to many applications in quantum information and provides a powerful tool to study the almost unexplored area between the discreet and the macroscopic optical quantum correlation experiments.

---

\* Electronic address: a.lamas@qubit.org

† Electronic address: john.howell@qubit.org

‡ Electronic address: dik.bouwmeester@qubit.org

- [1] J. F. Clauser and A. Shimony, Rep. Prog. Phys. **41**, 1881 (1978).  
 [2] A. Aspect, J. Dalibard, and G. Roger, Phys. Rev. Lett.

- 49**, 1804 (1982).
- [3] Z. Y. Ou and L. Mandel, *Phys. Rev. Lett.* **61**, 50 (1988).
- [4] Y. H. Shih and C. O. Alley, *Phys. Rev. Lett.* **61**, 2921 (1988).
- [5] W. Tittel, J. Brendel, H. Zbinden, and N. Gisin, *Phys. Rev. Lett.* **81**, 3563 (1998).
- [6] G. Weihs, T. Jennewein, C. Simon, H. Weinfurter, and A. Zeilinger, *Phys. Rev. Lett.* **81**, 5039 (1998).
- [7] J.-W. Pan, D. Bouwmeester, M. Daniell, H. Weinfurter, and A. Zeilinger, *Nature* **403**, 515 (2000).
- [8] D. Bouwmeester, J. Pan, K. Mattle, M. Daniell, M. E. H. Weinfurter, and A. Zeilinger, *Nature* **390**, 575 (1997).
- [9] D. Boschi, S. Branca, F. D. Martini, L. Hardy, and S. Popescu, *Phys. Rev. Lett.* **80**, 1121 (1998).
- [10] A. Ekert, J. G. Rarity, P. R. Tapster, and G. M. Palma, *Phys. Rev. Lett.* **69**, 1293 (1992).
- [11] T. Jennewein, C. Simon, G. Weihs, H. Weinfurter, and A. Zeilinger, *Phys. Rev. Lett.* **84**, 4729 (2000).
- [12] W. Tittel, J. Brendel, H. Zbinden, and N. Gisin, *Phys. Rev. Lett.* **84**, 4737 (2000).
- [13] D. S. Naik, C. G. Peterson, A. G. White, A. J. Berglund, and P. G. Kwiat, *Phys. Rev. Lett.* **84**, 4733 (2000).
- [14] R. E. Slusher, *Phys. Rev. Lett.* **55**, 2409 (1985).
- [15] L. A. Wu, H. J. Kimble, J. L. Hall, and H. Wu, *Phys. Rev. Lett.* **57**, 2520 (1986).
- [16] Z. Y. Ou, S. F. Pereira, H. J. Kimble, and K. C. Peng, *Phys. Rev. Lett.* **68**, 3663 (1982).
- [17] A. Furusawa, J. L. Sørensen, S. L. Braunstein, C. A. Fuchs, H. J. Kimble, and E. S. Polzik, *Science* **282**, 706 (1998).
- [18] P. G. Kwiat, K. Mattle, H. Weinfurter, A. Zeilinger, A. V. Sergienko, and Y. Shih, *Phys. Rev. Lett.* **1995**, 4337 (1995).
- [19] P. Kok and S. L. Braunstein, *Phys. Rev. A* **61**, 042304 (2000).
- [20] C. Simon, G. Weihs, and A. Zeilinger, *Phys. Rev. Lett.* **84**, 2993 (2000).
- [21] Z. Y. Ou, J.-K. Rhee, and L. J. Wang, *Phys. Rev. Lett.* **83**, 959 (1999).
- [22] D. Bouwmeester, J.-W. Pan, M. Daniell, H. Weinfurter, and A. Zeilinger, *Phys. Rev. Lett.* **82**, 1345 (1999).
- [23] F. De Martini, V. Mussi, and F. A. Bovino, *Optics Communications* **179**, 581 (2000).
- [24] F. De Martini and G. Di Giuseppe, *Z. Naturforsch.* **56**, 61 (2001).
- [25] H. Weinfurter and M. Zukowski (2001), *quant-ph/0103049*.
- [26] E. Knill, R. Laflamme, and G. J. Milburn, *Nature* **409**, 46 (2001).
- [27] M. Atatüre, A. V. Sergienko, B. M. J. B. E. A. Saleh, and M. C. Teich, *Phys. Rev. Lett.* **83**, 1323 (1999).
- [28] T. J. Herzog, J. G. Rarity, H. Weinfurter, and A. Zeilinger, *Phys. Rev. Lett.* **72**, 629 (1994).
- [29] P. W. Milonni, H. Fearn, and A. Zeilinger, *Phys. Rev. A* **53**, 4556 (1996).
- [30] R. F. Cregan, B. J. Mangan, J. C. Knight, T. A. Birks, P. S. Russell, P. J. Roberts, and D. C. Allan, *Science* **285**, 1537 (1999).
- [31] J. Kim, S. Takeuchi, and Y. Yamamoto, *Appl. Phys. Lett.* **74**, 902 (1999).