

University of Arkansas, Fayetteville

ScholarWorks@UARK

Arkansas Agricultural Experiment Station
Research Series

Arkansas Agricultural Experiment Station

9-2022

Arkansas Wheat Performance Tests 2021-2022

J. F. Carlin

R. B. Morgan

R. D. Bond

D. E. Moon

Follow this and additional works at: <https://scholarworks.uark.edu/aaesser>



Part of the Agricultural Education Commons, Agricultural Science Commons, Agronomy and Crop Sciences Commons, Food Processing Commons, Horticulture Commons, Plant Breeding and Genetics Commons, and the Plant Pathology Commons

Arkansas **Wheat Performance Tests 2021-2022**

**J.E. Carlin, R.B. Morgan
R.D. Bond, and D.E. Moon**



ARKANSAS AGRICULTURAL EXPERIMENT STATION

September 2022

Research Series 688

This publication is available on the internet at: <https://aaes.uada.edu/communications/publications/> and at <https://aaes.uada.edu/variety-testing/>

Technical editing and design by Gail Halleck.

Photo Credit: Wheat trials at the University of Arkansas System Division of Agriculture's Pine Tree Research Station, Ark. Photo taken by John F. Carlin.

Arkansas Agricultural Experiment Station (AAES), University of Arkansas System Division of Agriculture, Fayetteville. Deacue Fields, Vice President for Agriculture; Jean-François Meullenet, AAES Director and Senior Associate Vice-President for Agriculture–Research. WWW/InddCC2022.

The University of Arkansas System Division of Agriculture offers all its Extension and Research programs and services without regard to race, color, sex, gender identity, sexual orientation, national origin, religion, age, disability, marital or veteran status, genetic information, or any other legally protected status, and is an Affirmative Action/Equal Opportunity Employer.

ISSN: 2770-047X CODEN: AKAMA6

Arkansas Wheat Performance Tests

2021–2022

J.F. Carlin
R.B. Morgan
R.D. Bond
D.E. Moon

**Arkansas Agricultural Experiment Station
University of Arkansas System
Division of Agriculture
Fayetteville, Arkansas 72704**

Acknowledgments

This research was funded in part by participating companies, the University of Arkansas System Division of Agriculture's Arkansas Agricultural Experiment Station, and generous support from the Arkansas Wheat Promotion Board and the U.S. Wheat and Barley Scab Initiative.

The assistance of the following individuals in conducting these experiments is gratefully acknowledged.

Arkansas Agricultural Experiment Station, Fayetteville

Nathan McKinney, Assistant Director

Nathan Slaton, Assistant Director

Cooperative Extension Service

Jason Kelley, Professor and Extension Agronomist

Terry Spurlock, Associate Professor and Extension Plant Pathologist

Tommy Butts, Assistant Professor and Extension Weed Scientist

Lon Mann Cotton Research Station, Marianna

Claude Kennedy, Station Director

Clayton Treat, Program Assistant

Northeast Research and Extension Center, Keiser

Mike Duren, Center Director

Debbie Wyss, Program Technician

Sam Atchley, Farm Foreman

Pine Tree Research Station, Colt

Shawn Clark, Station Director

Jody Hedge, Program Technician

Rohwer Research Station, Rohwer

Larry Earnest, Station Director

Linda Martin, Program Technician

Matthew Young, Program Technician

Vegetable Research Station, Kibler

Steve Eaton, Station Director

Lesley Smith, Program Associate

Alden Hotz, Program Associate

Report Statement

This Arkansas Agricultural Experiment Station (AAES) publication summarizes variety trial research conducted by the Arkansas Crop Variety Improvement Program. Variety trial information presented here furthers the AAES mission of conducting research that benefits the citizens of Arkansas by expanding agricultural profitability and strengthening local and state economies. This information is not a recommendation or an endorsement of any product by the University of Arkansas System Division of Agriculture or AAES.

Recommendations interpreted from this information are made and presented by the Arkansas Cooperative Extension Service.



Contents

	Page
Introduction	5
Materials and Methods	5
Wheat Performance Measurements	5
Map of Testing Sites	6
Table 1. Summary of Arkansas Wheat Variety Performance Tests, 2022	7
Table 2. Yields of Wheat Varieties in the Arkansas Performance Tests, 2022	7
Table 3. Performance of Wheat Varieties, Keiser, Ark., 2022	10
Table 4. Performance of Wheat Varieties, Kibler, 2022	13
Table 5. Performance of Wheat Varieties, Marianna, 2022	16
Table 6. Performance of Wheat Varieties, Colt, 2022	20
Table 7. Performance of Wheat Varieties, Rohwer, 2022	23
Table 8. Disease Performance of Wheat Varieties in Inoculated Nurseries, Newport and Fayetteville, 2022	25
Participants and Entries (companies)	27
Participants and Entries (public institutions)	28
Map of Testing Sites	30

Arkansas Wheat Performance Tests¹

2020-2021

J.F. Carlin,² R.B. Morgan,² R.D. Bond,² and D.E. Moon,²

Introduction

Wheat variety performance tests are conducted each year in Arkansas by the University of Arkansas System Division of Agriculture's Arkansas Agricultural Experiment Station, Department of Crop, Soil, and Environmental Sciences. The tests provide information to companies developing varieties and marketing seed within the state and aid the Arkansas Cooperative Extension Service in formulating variety recommendations for small-grain producers.

The tests are conducted at the Northeast Research and Extension Center at Keiser, the Vegetable Substation near Kibler, the Lon Mann Cotton Research Station near Marianna, the Pine Tree Research Station near Colt, and the Rohwer Research Station near Rohwer. Specific location and cultural practice information accompany each table.

Materials and Methods

Each wheat test contained 66 entries. A randomized complete block experimental design with 4 replications was used for all yield tests. A seeding rate of 105 lb/ac was used to establish plots 20 feet in length and 49 inches in width (7 rows, 7 inches apart). All sites used conventional seedbed preparation. Plots were end-trimmed and harvested with a plot combine. Specific location and management practice information accompany each table. Statistical analysis for grain yield (bu./ac) was conducted using Duncan's Multiple Range Test (MRT) with GENOVIX® (AGRONOMIX Software). Multiple location analysis mean averages were calculated using Duncan's MRT with GENOVIX® (AGRONOMIX

Software). All mean separations were done using a protected least significant difference at the 5% level of significance.

Wheat Performance Measurements

Yield: Yields were calculated from the weight of the threshed grain from each plot and are expressed as bushels per acre (bu./ac) at 13.5% moisture.

Test weight: Test weight, expressed in pounds per bushel (lb/bu.), was determined using the Harvest Master Pro 4100.

Lodging: Lodging is reported as an estimated percentage of plants prostrate at maturity: 1 = 10% lodged; 10 = 100% lodged. Lodging ratings are taken at or near harvest.

Heading Date: Heading dates are reported as the day of the year that an estimated 50% of the heads have fully emerged from the boot.

Maturity Date: Maturity dates are reported as the day of the year an estimated 90% of the culms are senesced or yellow.

Plant Height: Average height in inches from the soil surface to the top of the grain head.

Disease Ratings: Disease data are rated visually based on a 0-9 scale, where the higher number represents more severe disease, unless otherwise noted.

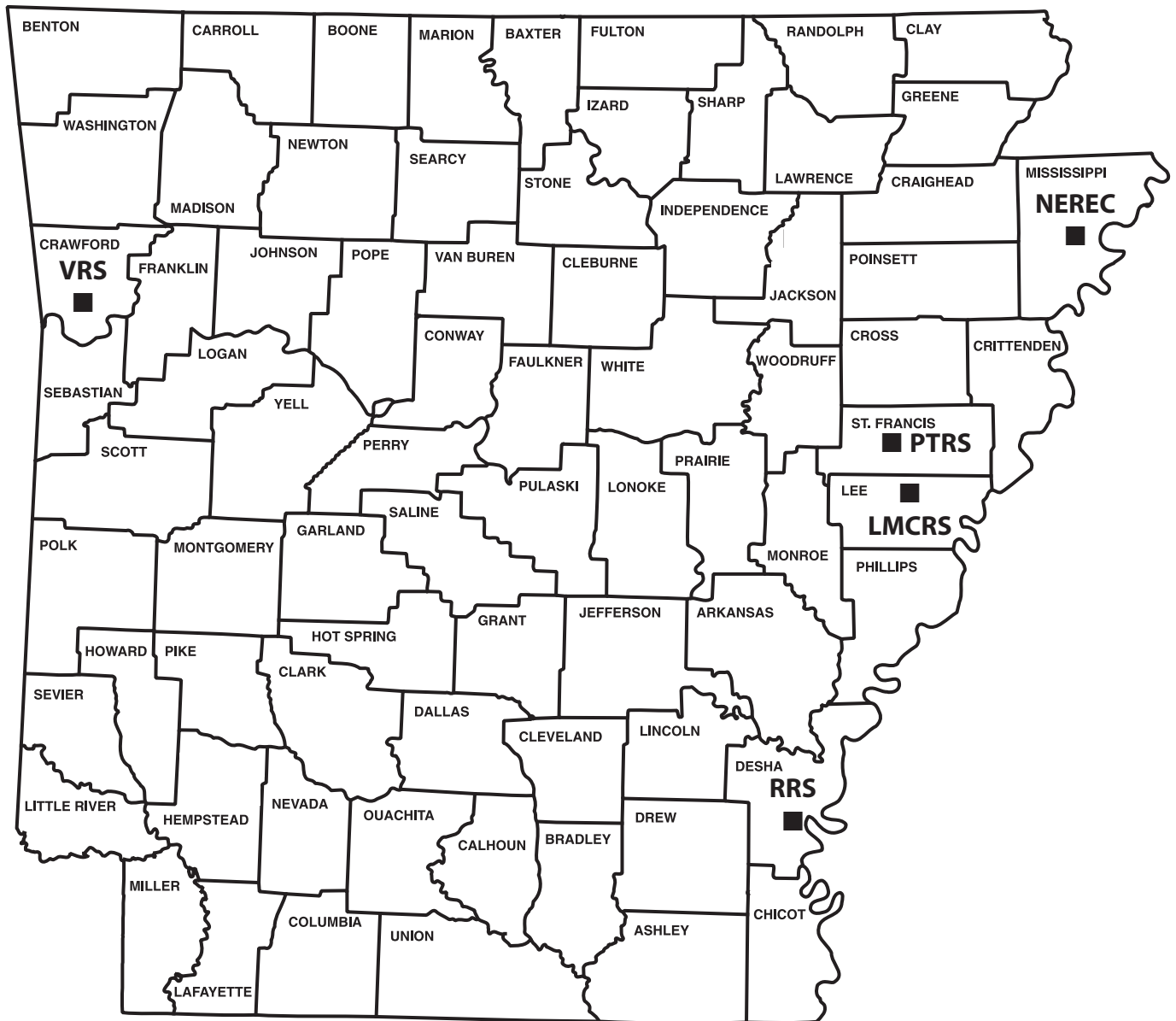
Variety Testing Website

This report and other information about variety testing for corn, cotton, grain sorghum, rice, and soybean can be found at aes.uada.edu/variety-testing/. Disease ratings that do not appear in this or other reports may also be found on this website.

¹ Use of products and trade names in this report does not constitute a guarantee or warranty of the products named and does not signify that those products are approved to the exclusion of comparable products.

² Program Director, Program Associate, Program Technician, and Program Associate, respectively, University of Arkansas System Division of Agriculture, Arkansas Agricultural Experiment Station, Fayetteville, Ark.

Wheat Test Locations



- LMCRS** - Lon Mann Cotton Research Station, Marianna
- NEREC** - Northeast Research and Extension Center, Keiser
- PTRS** - Pine Tree Research Station, Colt
- RRS** - Rohwer Research Station, Rohwer
- VRS** - Vegetable Research Station, Kibler

Table 1. Summary of Arkansas Wheat Variety Performance Tests, 2022.

Location	Soil Type	Planting Date	Harvest Date	Trial Mean (bu./ac)
NEREC, Keiser, Ark.	Sharkey Silty Clay/ Sharkey-Steele Complex	10/15	6/16	63.2
VRS, Kibler, Ark.	Roxana Silt Loam	10/22	6/21	80.3
LMCRS, Marianna, Ark.	Calloway Silt Loam	11/2	6/14	77.9
PTRS, Colt, Ark.	Calhoun Silt Loam	11/6	6/20	88.0
RRS, Rohwer, Ark.	McGehee Silt Loam/ Rilla Silt Loam	11/2	6/6	98.7

Table 2. Yields of Wheat Varieties in Arkansas Performance Tests, 2022.^a

Variety Name	Keiser	Kibler ^b	Marianna	Pine Tree	Rohwer	Overall
	----- (bu./ac) -----					
AgriMAXX 473	59.5	77.2	85.3	85.8	93.5	80.3
AgriMAXX 492	66.2	78.4	68.8	90.5	107.2	82.2
AgriMAXX 503	64.9	77.0	77.0	83.7	80.0	76.5
AgriMAXX 513	65.8	76.2	76.2	84.7	86.2	77.8
AgriMAXX 514	64.3	90.8	93.0	99.2	97.8	89.0
AgriMAXX EXP 2105	59.2	77.3	73.3	92.1	96.5	79.6
AGS 2055	60.2	78.1	81.6	88.9	90.7	79.9
AR09485-10-1	63.6	61.7	74.3	89.7	105.8	79.0
AR11051-15-3	65.8	74.4	77.5	83.7	101.0	80.5
ARDH12753-103-1536M	62.3	90.9	75.3	90.6	111.7	86.2
Delta Grow 1000	58.0	89.3	85.5	87.2	111.5	86.3
Delta Grow 1200	75.8	96.0	78.1	102.0	117.2	93.8
Delta Grow 1800	68.9	78.7	77.7	91.1	109.3	85.1
Delta Grow 3500	67.1	60.9	78.9	74.1	110.3	78.3
Dixie Brown	63.3	70.8	82.6	89.7	97.4	80.8
DXEX 21-1	65.1	77.6	84.4	92.3	89.5	81.8
DXEX 21-2	57.6	78.1	71.4	88.5	101.8	79.5
DXEX 21-3	69.4	80.9	77.5	89.7	106.8	84.8
DXEX 21-4	57.1	90.7	82.6	87.5	114.3	86.4
Dyna-Gro 9002	64.4	83.4	73.2	93.6	89.8	80.9
Dyna-Gro 9120	66.4	90.9	87.7	95.7	108.8	89.9
Dyna-Gro 9151	66.4	93.3	72.5	89.5	98.7	84.1
Dyna-Gro 9172	59.9	83.6	78.4	84.6	94.5	80.2
Dyna-Gro 9393	60.6	81.7	81.2	94.0	94.2	82.4
Dyna-Gro 9701	64.3	85.3	80.2	91.7	93.6	83.0
Dyna-Gro 9811	63.4	80.6	71.1	88.4	103.3	81.4
Dyna-Gro WX20738	62.3	79.3	73.1	88.1	104.4	81.4
GA 11052-19LE15	69.8	77.6	80.1	89.0	95.0	82.3
GA 111055-19LE12	66.2	73.8	76.1	89.4	103.3	81.7
GA 121012-19LE8	68.1	51.9	78.5	83.7	89.5	74.3

Table 2. Yields of Wheat Varieties in Arkansas Performance Tests, 2022, Continued.^a

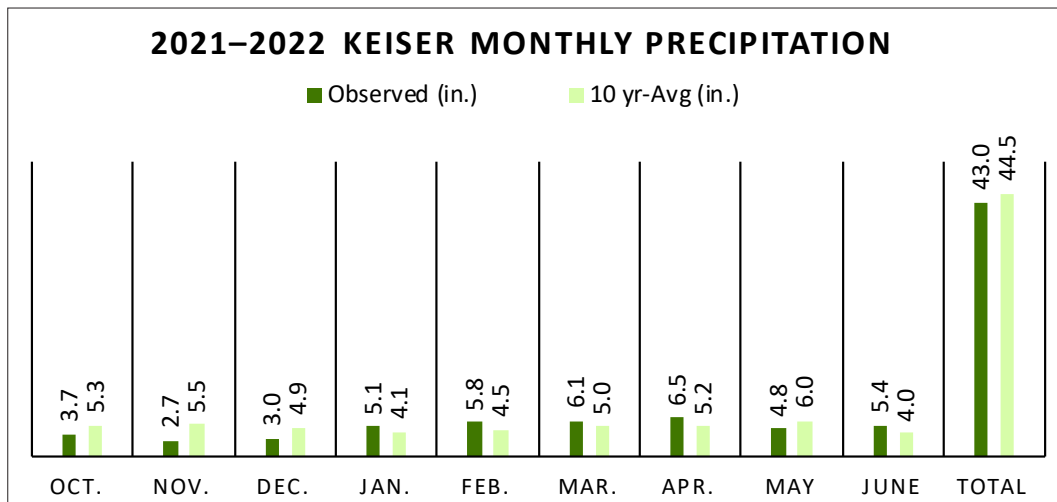
Variety Name	Keiser	Kibler ^b	Marianna	Pine Tree	Rohwer	Overall
------(bu./ac)-----						
GA 151254-LDH071-19E32	63.8	69.6	76.1	79.4	91.8	76.1
GA 151313-LDH224-19E38	60.3	56.5	62.5	73.0	104.8	71.4
GANC 12642- 19LE16F	57.2	71.4	74.5	71.9	81.9	71.4
Go Wheat 2032	49.1	51.3	57.8	76.5	91.5	65.2
Go Wheat 2058	59.3	79.3	71.3	95.1	101.1	81.2
Go Wheat 6000	66.2	60.3	76.3	84.3	85.7	74.6
Go Wheat 6056	51.2	78.6	74.2	80.8	98.4	76.6
GrowPro 348	67.0	71.0	78.6	82.4	109.7	81.8
GrowPro 381	59.7	97.1	81.4	82.1	118.1	87.7
GrowPro 747	61.0	87.1	75.9	88.3	101.1	82.7
HILLIARD	69.7	87.4	76.2	88.0	106.4	85.5
KWS384	77.4	87.7	80.9	96.9	104.0	89.4
KWS403	52.8	86.9	85.3	90.5	99.8	83.1
KWS405	64.7	91.9	80.8	91.4	112.5	88.2
KWS411	75.1	82.9	80.8	88.5	84.4	82.3
SunGrains LA12275LDH-56	65.3	62.1	78.4	71.7	97.2	74.9
SunGrains LA13154D-WN1	65.4	82.3	84.3	81.3	76.3	77.9
Liberty 5658	66.5	84.0	82.2	91.1	128.1	90.4
P26R10	63.5	75.9	84.3	88.3	92.5	80.9
P26R36	51.2	76.5	78.3	94.8	79.6	76.1
P26R45	68.5	86.7	76.4	87.0	72.8	78.3
P26R59	61.7	82.1	69.5	94.2	102.2	81.9
PROGENY #BINGO	61.3	90.1	94.0	90.6	94.8	89.5
PROGENY #BULLET	58.4	85.3	83.8	84.6	90.3	80.5
PROGENY #BUSTER	76.3	88.1	88.1	86.2	108.7	89.5
PROGENY #CHAD	66.1	85.1	84.5	85.7	95.5	83.4
PROGENY #TURBO	63.2	97.8	78.6	93.4	116.5	89.9
Revere 2169	55.0	83.3	64.3	84.3	90.8	75.5
Revere 2266	63.5	78.3	77.6	87.3	82.4	77.8
Revere X22A	59.0	84.4	80.4	88.8	99.9	77.8
SY Viper	61.3	90.7	73.0	86.7	103.8	83.1
USG 3352	65.9	89.1	72.0	93.2	102.9	84.6
USG 3472	54.6	80.5	71.1	95.4	91.9	78.7
USG 3783	56.4	86.7	91.2	97.7	94.6	85.3
VA17W-75	65.7	69.4	77.1	82.1	89.4	76.7
GRAND MEAN	63.2	80.3	77.9	88.0	98.7	81.6
LSD (5%)	8.3	9.6	8.4	7.5	11.9	5.0
C.V.	11.3	10.3	9.2	7.3	10.3	11.9

^a Keiser = Northeast Research and Extension Center, Keiser, Ark.; Kibler = Vegetable Research Station, Kibler, Ark.; Marianna = Lon Mann Cotton Research Station, Marianna, Ark.; Pine Tree = Pine Tree Research Station, Colt, Ark.; Rohwer = Rohwer Research Station, Rohwer, Ark.

^b Yield and lodging scores were strongly correlated.

Keiser: Northeast Research and Extension Center (NEREC)

Test Input Summary



Soil Series
Sharkey silty clay/ Sharkey-Steele Complex
Previous Crop
Fallow
Planting Date
October 15, 2021
Harvest Date
June 16, 2022

Fertilizer Application(s)	Date
165 lb/ac Urea + 75 lb/ac Ammonium Sulfate	February 14, 2022
165 lb/ac Urea	March 25, 2022
Herbicide Application(s)	Date
16.4 oz/ac Axial®	March 26, 2022
0.75 oz/ac Harmony Xtra®	
4.75 oz/ac Osprey®	

Table 3. Performance of Wheat Varieties, Keiser, Ark., 2022.

Variety Name	Yield	2-Year	3-Year	Heading Date	Plant Height
		Avg. ^a	Avg. ^b		
		----- (bu./ac) -----			(in.)
KWS384	77.4	•	•	4/29	37.8
PROGENY #BUSTER	76.3	•	•	4/26	36.5
Delta Grow 1200	75.8	71.8	•	4/30	35.0
KWS411	75.1	•	•	4/24	36.5
GA 11052-19LE15	69.8	•	•	4/27	37.3
HILLIARD	69.7	•	•	4/25	38.5
DXEX 21-3	69.4	•	•	4/27	32.3
Delta Grow 1800	68.9	58.9	64.5	4/22	40.3
P26R45	68.5	61.6	63.1	4/28	38.3
GA 121012-19LE8	68.1	•	•	4/26	37.5
Delta Grow 3500	67.1	62.5	60.8	4/20	34.0
GrowPro 348	67.0	•	•	4/22	34.3
Liberty 5658	66.5	58.8	62.0	4/25	35.5
Dyna-Gro 9151	66.4	68.5	•	4/27	36.6
Dyna-Gro 9120	66.4	69.6	•	4/27	35.5
Go Wheat 6000	66.2	65.0	69.7	4/21	33.8
AgriMAXX 492	66.2	63.0	63.1	4/24	36.0
GA 111055-19LE12	66.2	•	•	4/26	35.3
PROGENY #CHAD	66.1	•	•	4/23	31.5
USG 3352	65.9	66.3	•	5/1	36.0
AR11051-15-3	65.8	59.0	59.1	4/27	37.8
AgriMAXX 513	65.8	69.2	•	4/28	34.8
VA17W-75	65.7	62.5	•	4/21	33.5
SunGrains LA13154D-WN1	65.4	64.6	•	4/23	37.0
SunGrains LA12275LDH-56	65.3	59.4	61.8	4/26	38.0
DXEX 21-1	65.1	•	•	4/30	34.5
AgriMAXX 503	64.9	67.1	63.5	4/29	37.3
KWS405	64.7	•	•	4/27	35.8
Dyna-Gro 9002	64.4	64.5	64.0	4/27	36.3
Dyna-Gro 9701	64.3	65.8	65.5	4/29	37.3
AgriMAXX 514	64.3	64.2	•	4/29	35.3
GA 151254-LDH071-19E32	63.8	•	•	4/24	35.3
AR09485-10-1	63.6	60.1	62.3	4/21	39.0
P26R10	63.5	60.7	57.2	4/28	35.5
Revere 2266	63.5	•	•	5/1	34.8
Dyna-Gro 9811	63.4	69.8	70.0	4/25	36.8
Dixie Brown	63.3	65.6	67.3	4/30	37.0
PROGENY #TURBO	63.2	59.7	62.0	4/21	34.3
Dyna-Gro WX20738	62.3	57.3	•	4/25	35.8
ARDH12753-103-1536M	62.3	61.1	•	4/27	36.8

Table 3. Performance of Wheat Varieties, Keiser, Ark., 2022, Continued.

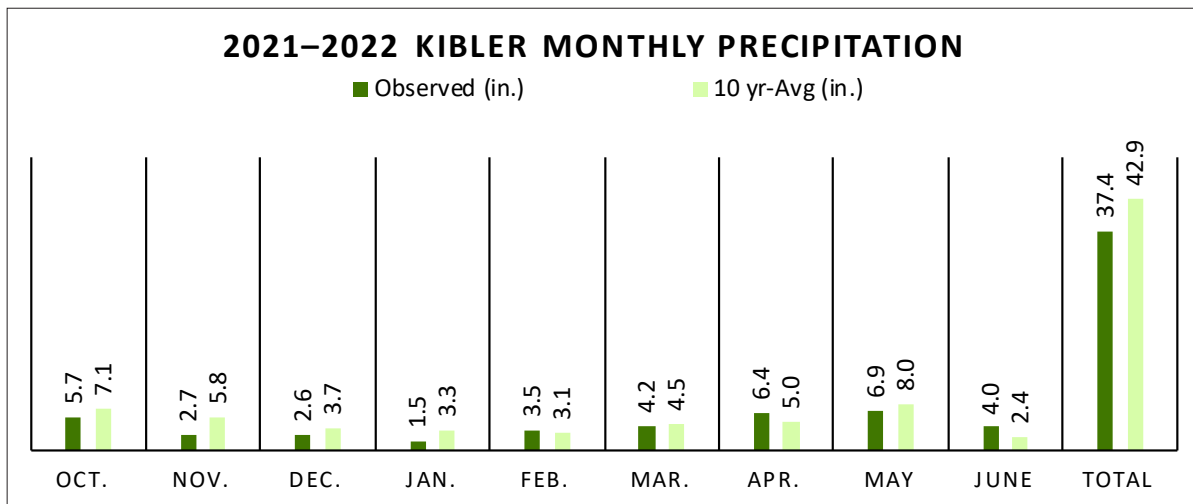
Variety Name	Yield	2-Year	3-Year	Heading Date	Plant Height
		Avg. ^a	Avg. ^b		
		----- (bu./ac) -----			(in.)
P26R59	61.7	67.9	65.2	4/28	32.8
PROGENY #BINGO	61.3	•	•	4/30	35.0
SY Viper	61.3	59.8	55.9	4/22	41.3
GrowPro 747	61.0	•	•	4/30	34.8
Dyna-Gro 9393	60.6	•	•	4/29	32.5
GA 151313- LDH224-19E38	60.3	•	•	4/22	35.3
AGS 2055	60.2	67.7	69.3	4/26	38.3
Dyna-Gro 9172	59.9	61.0	•	4/28	34.3
GrowPro 381	59.7	•	•	4/22	33.0
AgriMAXX 473	59.5	62.7	63.5	4/29	37.5
Go Wheat 2058	59.3	66.9	67.9	4/27	32.3
AgriMAXX EXP 2105	59.2	•	•	5/2	35.5
Revere X22A	59.0	•	•	4/28	32.5
PROGENY #BULLET	58.4	62.8	63.2	4/29	36.5
Delta Grow 1000	58.0	•	•	4/27	37.8
DXEX 21-2	57.6	•	•	4/28	32.3
GANC 12642- 19LE16F	57.2	•	•	4/26	37.0
DXEX 21-4	57.1	•	•	4/29	34.8
USG 3783	56.4	•	•	4/29	32.5
Revere 2169	55.0	60.3	•	4/28	35.3
USG 3472	54.6	53.9	•	4/29	34.0
KWS403	52.8	•	•	4/29	33.3
P26R36	51.2	57.3	62.6	5/1	33.8
Go Wheat 6056	51.2	•	•	4/28	34.5
Go Wheat 2032	49.1	53.1	55.6	4/18	32.3
GRAND MEAN	63.2	•	•	4/26	35.6
LSD (5%)	8.3	•	•	•	1.1
C.V.	11.3	•	•	•	•

^a Average yield for 2021 and 2022.^b Average yield for 2020, 2021, and 2022.

Kibler: Vegetable Research Station (VRS)

Test Input Summary

VRS
Kibler, Arkansas



Soil Series
Roxanna silt loam
Previous Crop
Fallow
Planting Date
October 22, 2021
Harvest Date
June 21, 2022

Fertilizer Application(s)	Date
90 lb/ac Urea + 50 lb/ac Ammonium Sulfate	February 15, 2022
90 lb/ac Urea + lb/ac Ammonium Sulfate	March 14, 2022
Herbicide Application(s)	Date
0.4 oz/ac Harmony® Extra XP	March 16, 2022

Table 4. Performance of Wheat Varieties, Kibler, Ark., 2022.

Variety Name	Yield ^a	2-Year Avg. ^b	3-Year Avg. ^c	Test Weight	Heading Date	Maturity Date	Plant Height	Lodging ^d
	----- (bu./ac)-----			(lb/bu.)			(in.)	(0–9)
PROGENY #TURBO	97.8	75.4	77.1	54.6	4/17	5/24	37.5	2
GrowPro 381	97.1	•	•	54.4	4/19	5/24	36.8	1
Delta Grow 1200	96.0	82.2	•	53.8	4/22	5/26	38.3	2
Dyna-Gro 9151	93.3	80.7	•	56.9	4/23	5/26	38.0	1
KWS405	91.9	•	•	55.4	4/21	5/27	37.8	2
ARDH12753-103-1536M	90.9	89.1	•	55.5	4/24	5/29	39.3	2
Dyna-Gro 9120	90.9	85.8	•	57.5	4/21	5/28	36.3	3
AgriMAXX 514	90.8	76.9	•	53.1	4/22	5/27	37.0	1
SY Viper	90.7	80.9	87.0	56.3	4/16	5/24	38.5	2
DXEX 21-4	90.7	•	•	52.1	4/24	5/26	37.0	1
PROGENY #BINGO	90.1	•	•	53.2	4/23	5/28	37.5	1
Delta Grow 1000	89.3	•	•	54.2	4/21	5/26	38.5	2
USG 3352	89.1	79.9	•	54.2	4/25	5/29	38.5	2
PROGENY #BUSTER	88.1	•	•	55.4	4/20	5/27	38.5	3
KWS384	87.7	•	•	55.6	4/24	5/31	39.8	2
HILLIARD	87.4	•	•	53.3	4/20	5/26	41.3	2
GrowPro 747	87.1	•	•	50.7	4/22	5/28	37.8	2
KWS403	86.9	•	•	53.4	4/24	5/28	36.5	2
P26R45	86.7	79.2	75.2	53.4	4/23	5/27	38.5	2
USG 3783	86.7	•	•	54.2	4/22	5/25	36.5	1
Dyna-Gro 9701	85.3	74.7	74.2	53.9	4/24	5/26	39.0	2
PROGENY #BULLET	85.3	79.6	81.3	54.2	4/22	5/27	39.0	2
PROGENY #CHAD	85.1	•	•	53.5	4/14	5/26	31.8	6
Revere X22A	84.4	•	•	54.0	4/22	5/27	35.0	2
Liberty 5658	84.0	63.2	70.2	54.9	4/15	5/24	38.8	4
Dyna-Gro 9172	83.6	76.7	•	52.4	4/22	5/26	37.0	2
Dyna-Gro 9002	83.4	74.0	72.8	54.0	4/21	5/27	38.5	3
Revere 2169	83.3	75.2	•	52.8	4/22	5/27	37.3	2
KWS411	82.9	•	•	55.1	4/20	5/27	38.3	1
SunGrains LA13154D-WN1	82.3	66.1	•	52.4	4/17	5/26	37.3	3
P26R59	82.1	80.4	81.2	54.0	4/23	5/29	34.3	1
Dyna-Gro 9393	81.7	•	•	53.7	4/22	5/27	36.0	1
DXEX 21-3	80.9	•	•	53.7	4/22	5/26	35.0	2
Dyna-Gro 9811	80.6	81.0	85.4	53.7	4/20	5/28	41.5	2
USG 3472	80.5	76.5	•	53.5	4/24	5/28	38.8	3
Dyna-Gro WX20738	79.3	78.8	•	53.6	4/20	5/24	38.5	3
Go Wheat 2058	79.3	71.7	69.3	52.8	4/20	5/28	34.3	3
Delta Grow 1800	78.7	67.2	70.1	57.0	4/17	5/24	42.5	4
Go Wheat 6056	78.6	•	•	52.8	4/24	5/29	38.0	2
AgriMAXX 492	78.4	79.5	76.4	56.0	4/17	5/22	35.3	2

Table 4. Performance of Wheat Varieties, Kibler, Ark., 2022, Continued.

Variety Name	Yield ^a	2-Year Avg. ^b	3-Year Avg. ^c	Test Weight	Heading Date	Maturity Date	Plant Height	Lodging ^d
	(bu./ac)			(lb/bu.)			(in.)	(0–9)
Revere 2266	78.3	•	•	51.4	4/24	5/28	37.5	3
DXEX 21-2	78.1	•	•	54.1	4/23	5/27	36.5	3
AGS 2055	78.1	64.3	62.6	52.1	4/20	5/25	38.3	2
DXEX 21-1	77.6	•	•	51.1	4/25	5/30	36.0	3
GA 11052-19LE15	77.6	•	•	57.0	4/20	5/28	38.5	3
AgriMAXX EXP 2105	77.3	•	•	54.2	4/24	5/26	38.0	2
AgriMAXX 473	77.2	74.6	77.8	54.0	4/24	5/27	39.5	2
AgriMAXX 503	77.0	72.8	73.4	55.8	4/24	5/28	40.0	2
P26R36	76.5	72.0	66.6	54.7	4/24	5/29	38.5	2
AgriMAXX 513	76.2	71.1	•	55.0	4/23	5/27	38.3	2
P26R10	75.9	70.8	65.4	53.7	4/22	5/30	37.5	3
AR11051-15-3	74.4	67.6	75.0	56.2	4/21	5/26	39.0	2
GA 111055-19LE12	73.8	•	•	53.4	4/19	5/25	38.5	3
GANC 12642- 19LE16F	71.4	•	•	53.8	4/19	5/25	39.3	1
GrowPro 348	71.0	•	•	56.7	4/18	5/28	35.3	3
Dixie Brown	70.8	73.8	81.3	54.5	4/23	5/27	40.3	3
GA 151254- LDH071-19E32	69.6	•	•	53.7	4/18	5/23	36.0	3
VA17W-75	69.4	64.5	•	55.6	4/14	5/20	34.0	5
SunGrains LA12275LDH-56	62.1	60.3	67.1	56.1	4/21	5/29	40.3	5
AR09485-10-1	61.7	54.9	63.8	56.1	4/17	5/24	38.5	4
Delta Grow 3500	60.9	41.4	41.9	56.3	4/17	5/24	35.5	6
Go Wheat 6000	60.3	60.1	64.0	52.0	4/17	5/26	36.3	5
GA 151313- LDH224-19E38	56.5	•	•	56.1	4/17	5/23	35.1	6
GA 121012-19LE8	51.9	•	•	55.0	4/20	5/27	39.0	7
Go Wheat 2032	51.3	49.5	55.9	52.0	4/15	5/24	33.8	6
GRAND MEAN	80.3	•	•	54.2	4/20	5/26	37.7	2
LSD (5%)	9.6	•	•	0.8	•	•	1.3	1
C.V.	10.3	•	•	1.2	•	•	2.9	•

^a Yield and lodging scores were strongly correlated.

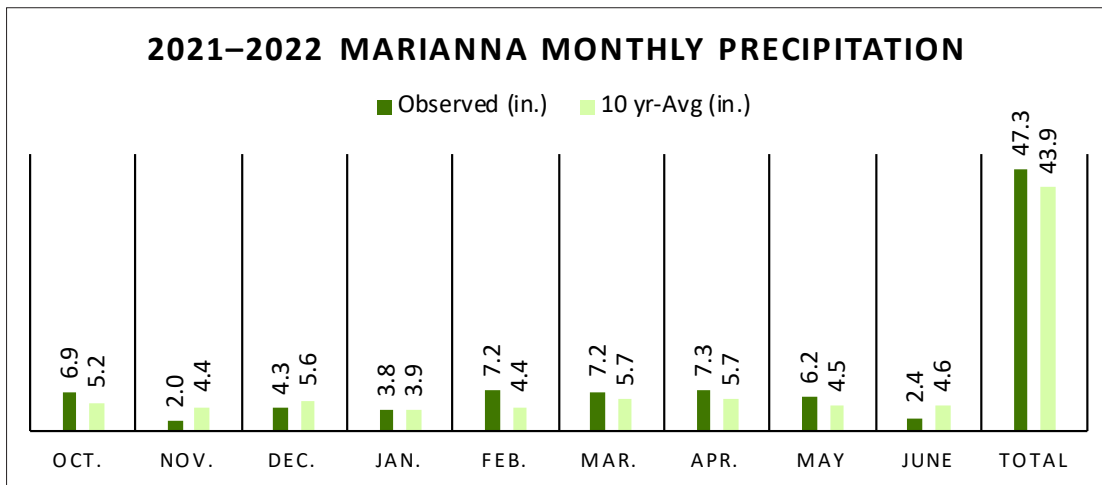
^b Average yield for 2021 and 2022.

^c Average yield for 2020, 2021, and 2022.

^d 1=10% lodged; 9 = 100% lodged.

Marianna: Lon Mann Cotton Research Station (LMCRS)

Test Input Summary



Soil Series
Calloway silt loam
Previous Crop
Soybean
Planting Date
November 2, 2021
Harvest Date
June 14, 2022

Fertilizer Application(s)	Date
100 lb/ac Urea + 100 lb/ac Ammonium Sulfate	February 11, 2022
150 lb/ac Urea	March 10, 2022
Herbicide Application(s)	Date
4.75 oz/ac Osprey® + 0.9 oz/ac Harmony®	March 9, 2022
0.75 oz/ac Quelex®	

Table 5. Performance of Wheat Varieties, Marianna, Ark., 2022.

Variety Name	Yield	2-Year	3-Year	Test Weight	Heading Date	Plant Height	Bacterial	Septoria	Leaf Rust ^e	Fusarium
		Avg. ^a	Avg. ^b				Leaf Streak ^c	Tritici Blotch ^d		Head Blight ^f
		----- (bu./ac) -----		(lb/bu.)		(in.)	(0-9)	(0-9)	(0-9)	(0-9)
PROGENY #BINGO	94.0	•	•	46.3	4/27	33.8	0	2	0	1
AgriMAXX 514	93.0	83.8	•	49.4	4/28	33.8	1	3	0	1
USG 3783	91.2	•	•	52.1	4/30	31.8	0	2	0	1
PROGENY #BUSTER	88.1	•	•	51.1	4/25	32.8	1	3	0	1
Dyna-Gro 9120	87.7	82.1	•	56.5	4/26	32.8	1	3	0	1
Delta Grow 1000	85.5	•	•	51.7	4/28	34.8	1	3	0	1
KWS403	85.3	•	•	49.3	4/29	32.3	1	3	1	1
AgriMAXX 473	85.3	84.1	81.5	51.6	4/27	34.5	0	2	0	1
PROGENY #CHAD	84.5	•	•	51.2	4/22	28.5	0	3	0	1
DXEX 21-1	84.4	•	•	52.0	4/30	33.3	0	2	0	1
P26R10	84.3	80.0	72.6	52.5	4/27	33.8	0	2	0	1
SunGrains LA13154D-WN1	84.3	82.9	•	53.1	4/23	34.8	0	3	0	1
PROGENY #BULLET	83.8	80.2	77.2	50.0	4/27	34.3	1	3	0	1
DXEX 21-4	82.6	•	•	49.6	4/29	32.3	0	2	0	1
Dixie Brown	82.6	85.3	83.9	51.7	4/28	35.0	1	3	0	2
Liberty 5658	82.2	77.6	74.1	53.6	4/23	32.8	0	3	0	1
AGS 2055	81.6	75.0	71.4	53.5	4/26	35.5	1	3	0	1
GrowPro 381	81.4	•	•	51.5	4/23	32.8	1	3	0	1
Dyna-Gro 9393	81.2	•	•	53.1	4/29	31.5	1	3	0	1
KWS384	80.9	•	•	54.6	4/15	34.8	1	3	0	1
KWS405	80.8	•	•	54.0	4/26	33.3	0	2	0	1
KWS411	80.8	•	•	51.0	4/25	33.8	0	2	0	1
Revere X22A	80.4	•	•	52.5	4/25	31.3	1	3	0	1
Dyna-Gro 9701	80.2	76.2	75.8	52.6	4/28	34.0	1	3	0	1
GA 11052-19LE15	80.1	•	•	55.6	4/24	35.0	0	3	0	1
Delta Grow 3500	78.9	73.8	62.5	53.6	4/18	32.3	0	3	0	1
PROGENY #TURBO	78.6	78.8	74.7	53.3	4/23	34.0	1	3	0	1
GrowPro 348	78.6	•	•	56.7	4/22	32.5	1	3	0	1
GA 121012-19LE8	78.5	•	•	53.5	4/24	35.8	1	3	0	1
Dyna-Gro 9172	78.4	73.7	•	51.3	4/29	33.0	1	3	0	1

Table 5. Performance of Wheat Varieties, Marianna, Ark., 2022, Continued.

Variety Name	Yield	2-Year	3-Year	Test Weight	Heading Date	Plant Height	Bacterial	Septoria	Leaf Rust ^e	Fusarium
		Avg. ^a	Avg. ^b				Leaf Streak ^c	Tritici Blotch ^d		Head Blight ^f
		(bu./ac)		(lb/bu.)			(0–9)	(0–9)	(0–9)	(0–9)
SunGrains LA12275LDH-56	78.4	83.9	79.7	54.2	4/23	37.3	1	4	0	2
P26R36	78.3	80.2	75.1	50.7	4/27	32.3	0	2	0	1
Delta Grow 1200	78.1	78.7	•	50.8	4/28	32.3	0	2	0	1
Delta Grow 1800	77.7	75.9	72.3	51.8	4/21	38.5	1	4	0	1
Revere 2266	77.6	•	•	48.6	4/15	31.5	0	3	0	1
AR11051-15-3	77.5	73.1	72.5	56.8	4/19	33.8	2	4	0	1
DXEX 21-3	77.5	•	•	54.5	4/26	29.8	1	3	0	1
VA17W-75	77.1	74.1	•	53.9	4/16	32.5	1	4	0	2
AgriMAXX 503	77.0	83.8	81.9	52.8	4/29	35.5	0	2	0	1
P26R45	76.4	75.1	76.9	46.7	4/28	35.3	0	2	0	1
Go Wheat 6000	76.3	77.9	74.6	54.3	4/23	34.3	0	3	0	1
AgriMAXX 513	76.2	77.9	•	54.6	4/29	34.5	1	3	0	1
HILLIARD	76.2	•	•	51.8	4/24	36.0	0	3	0	1
GA 111055-19LE12	76.1	•	•	53.9	4/24	33.3	0	4	0	1
GA 151254- LDH071-19E32	76.1	•	•	50.9	4/20	32.5	1	3	0	1
GrowPro 747	75.9	•	•	46.7	4/30	31.3	1	3	0	1
ARDH12753-103-1536M	75.3	73.6	•	52.7	4/28	34.0	0	2	0	1
GANC 12642- 19LE16F	74.5	•	•	54.3	4/24	34.3	0	2	0	1
AR09485-10-1	74.3	71.0	69.9	54.8	4/22	36.8	0	3	0	1
Go Wheat 6056	74.2	•	•	52.1	4/29	32.5	0	2	0	1
AgriMAXX EXP 2105	73.3	•	•	51.9	4/16	34.8	0	2	0	1
Dyna-Gro 9002	73.2	74.3	71.3	52.6	4/25	34.5	0	2	0	1
Dyna-Gro WX20738	73.1	70.0	•	53.7	4/24	33.8	1	3	0	1
SY Viper	73.0	72.0	68.5	55.3	4/25	36.0	1	3	0	2
Dyna-Gro 9151	72.5	76.5	•	55.0	4/29	33.0	0	3	0	1
USG 3352	72.0	77.3	•	53.0	4/16	32.5	0	2	0	1
DXEX 21-2	71.4	•	•	54.8	4/27	32.0	1	4	0	1
Go Wheat 2058	71.3	74.7	72.1	52.1	4/27	29.3	0	2	0	1
Dyna-Gro 9811	71.1	70.3	71.3	51.9	4/25	33.8	0	3	0	1
USG 3472	71.1	71.4	•	50.7	4/30	31.3	0	3	0	1

Table 5. Performance of Wheat Varieties, Marianna, Ark., 2022, Continued.

Variety Name	Yield	2-Year	3-Year	Test Weight	Heading Date	Plant Height	Bacterial	Septoria	Fusarium	
		Avg. ^a	Avg. ^b				Leaf Streak ^c	Tritici Blotch ^d	Leaf Rust ^e	Head Blight ^f
	(bu./ac)	(bu./ac)	(bu./ac)	(lb/bu.)		(in.)	(0–9)	(0–9)	(0–9)	(0–9)
P26R59	69.5	78.6	76.0	49.1	4/28	29.0	0	2	0	1
AgriMAXX 492	68.8	74.3	70.2	54.5	4/24	33.5	1	3	0	1
Revere 2169	64.3	72.4	•	52.0	4/30	31.0	1	3	0	1
GA 151313-LDH224-19E38	62.5	•	•	56.6	4/21	31.5	0	3	0	1
Go Wheat 2032	57.8	59.5	55.8	53.9	4/15	30.5	1	4	0	3
GRAND MEAN	77.9	•	•	52.5	4/26	33.3	0	3	0	1
LSD (5%)	8.4	•	•	2.9	5.2	1.6	1	1	0	0
C.V.	9.2	•	•	4.6	17.9	4.2	•	•	•	•

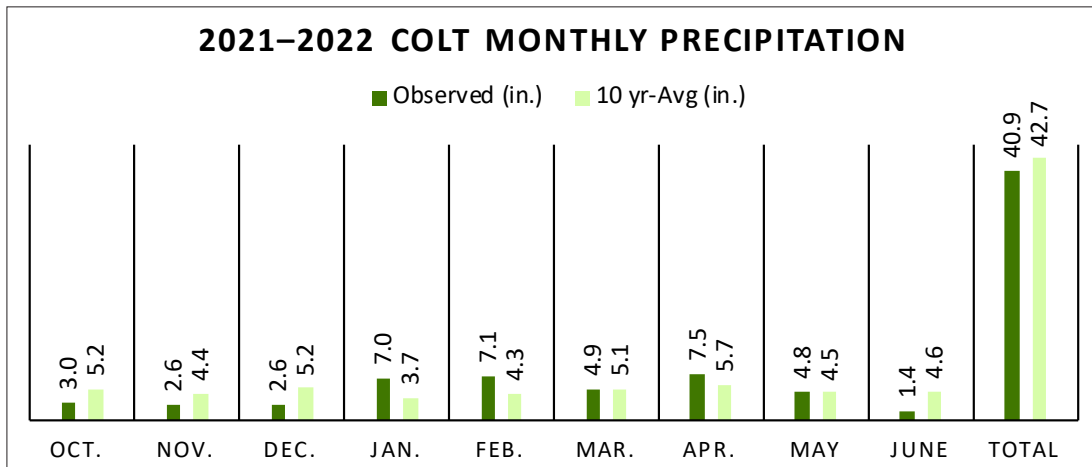
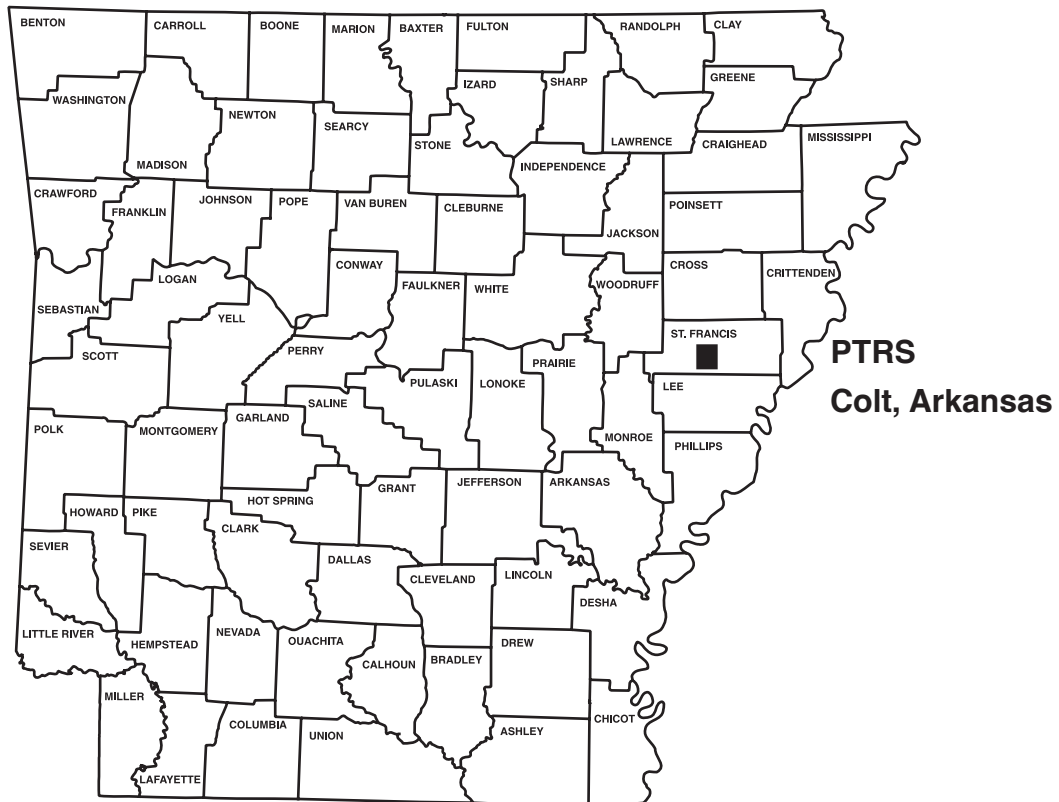
^a Average yield for 2021 and 2022.

^b Average yield for 2020, 2021, and 2022.

^{c,d,e,f} Disease data are rated visually based on a 0–9 scale where the higher number represents more severe disease, unless otherwise noted.

Colt: Pine Tree Research Station (PTRS)

Test Input Summary



Soil Series
Calhoun silt loam
pH
7.5
Previous Crop
Fallow
Planting Date
November 6, 2021
Harvest Date
June 20, 2022

Fertilizer Application(s)	Date
120 lb/ac K	November 1, 2021
100 lb/ac Urea	March 3, 2022
50 lb/ac Ammonium Sulfate	March 3, 2022
100 lb/ac Urea	March 17, 2022
Herbicide Application(s)	Date
3 pt/ac Prowl®	November 24, 2021
15 oz/ac Axial® Bold	March 3, 2022
0.85 oz/ac Harmony® Extra	March 3, 2022

Table 6. Performance of Wheat Varieties, Colt, Ark., 2022.

Variety Name	Yield	2-Year Avg. ^a	Heading Date	Bacterial	Septoria	Fusarium	Black Chaff ^e	Stripe
				Leaf Streak ^b	Tritici Blotch ^c	Head Blight ^d		Rust ^f
----- (bu./ac) -----				(0-9)	(0-9)	(0-9)	(0-9)	(0-9)
Delta Grow 1200	102.0	85.8	4/27	0	2	4	4	0
AgriMAXX 514	99.2	88.1	4/27	0	2	2	4	0
USG 3783	97.7	•	4/28	0	2	3	6	0
KWS384	96.9	•	4/29	0	1	3	2	0
Dyna-Gro 9120	95.7	81.1	4/26	0	1	1	3	0
USG 3472	95.4	81.1	4/28	0	2	2	4	0
Go Wheat 2058	95.1	78.1	4/26	2	3	2	6	0
P26R36	94.8	80.7	4/27	0	2	2	4	0
P26R59	94.2	78.4	4/26	0	2	3	6	0
Dyna-Gro 9393	94.0	•	4/28	0	2	3	4	0
Dyna-Gro 9002	93.6	82.2	4/26	0	2	3	4	0
PROGENY #TURBO	93.4	73.3	4/24	0	2	2	2	0
USG 3352	93.2	83.9	4/29	0	1	3	4	0
DXEX 21-1	92.3	•	4/29	0	3	2	5	0
AgriMAXX EXP 2105	92.1	•	4/28	0	1	3	4	0
Dyna-Gro 9701	91.7	79.1	4/28	1	2	2	5	0
KWS405	91.4	•	4/25	0	2	1	2	0
Delta Grow 1800	91.1	75.9	4/25	0	4	2	4	0
Liberty 5658	91.1	77.0	4/25	0	3	2	3	0
ARDH12753-103-1536M	90.6	78.5	4/27	0	1	3	5	0
PROGENY #BINGO	90.6	•	4/28	0	1	3	3	0
KWS403	90.5	•	4/28	0	2	1	2	0
AgriMAXX 492	90.5	77.8	4/24	0	2	3	2	0
Dixie Brown	89.7	80.8	4/28	1	1	2	4	0
AR09485-10-1	89.7	80.2	4/26	0	1	4	5	0
DXEX 21-3	89.7	•	4/27	0	2	1	4	0
Dyna-Gro 9151	89.5	77.0	4/27	0	2	3	4	0
GA 111055-19LE12	89.4	•	4/26	2	3	4	3	0
GA 11052-19LE15	89.0	•	4/27	0	2	4	3	0
AGS 2055	88.9	74.3	4/26	0	3	4	5	0
Revere X22A	88.8	•	4/26	0	3	2	4	0
DXEX 21-2	88.5	•	4/28	0	2	3	5	0
KWS411	88.5	•	4/26	0	3	3	4	0
Dyna-Gro 9811	88.4	78.8	4/25	0	2	2	3	0
P26R10	88.3	77.8	4/27	1	2	4	5	0
GrowPro 747	88.3	•	4/27	0	2	1	3	0
Dyna-Gro WX20738	88.1	74.9	4/26	0	2	4	3	0
HILLIARD	88.0	•	4/26	2	3	3	4	0
DXEX 21-4	87.5	•	4/27	0	2	2	5	0
Revere 2266	87.3	•	4/28	1	3	3	6	0

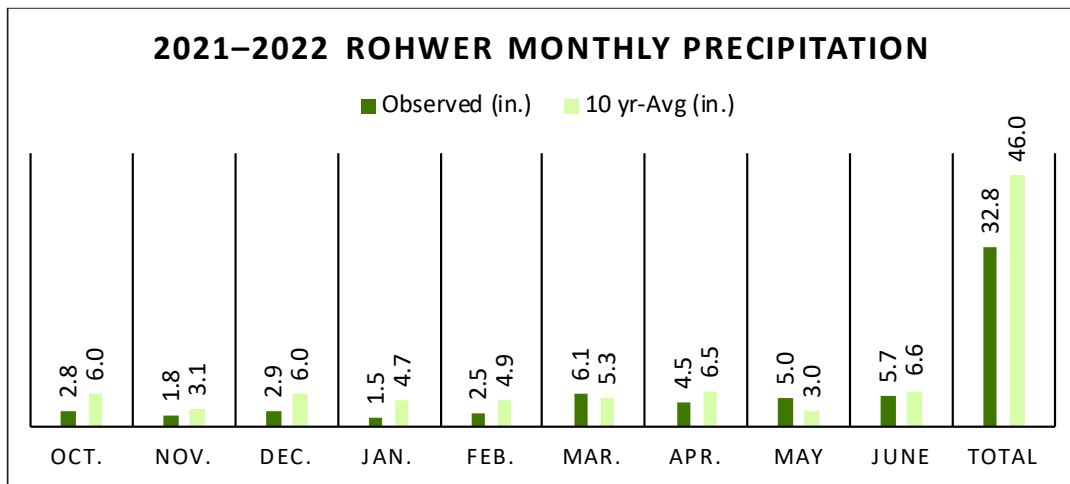
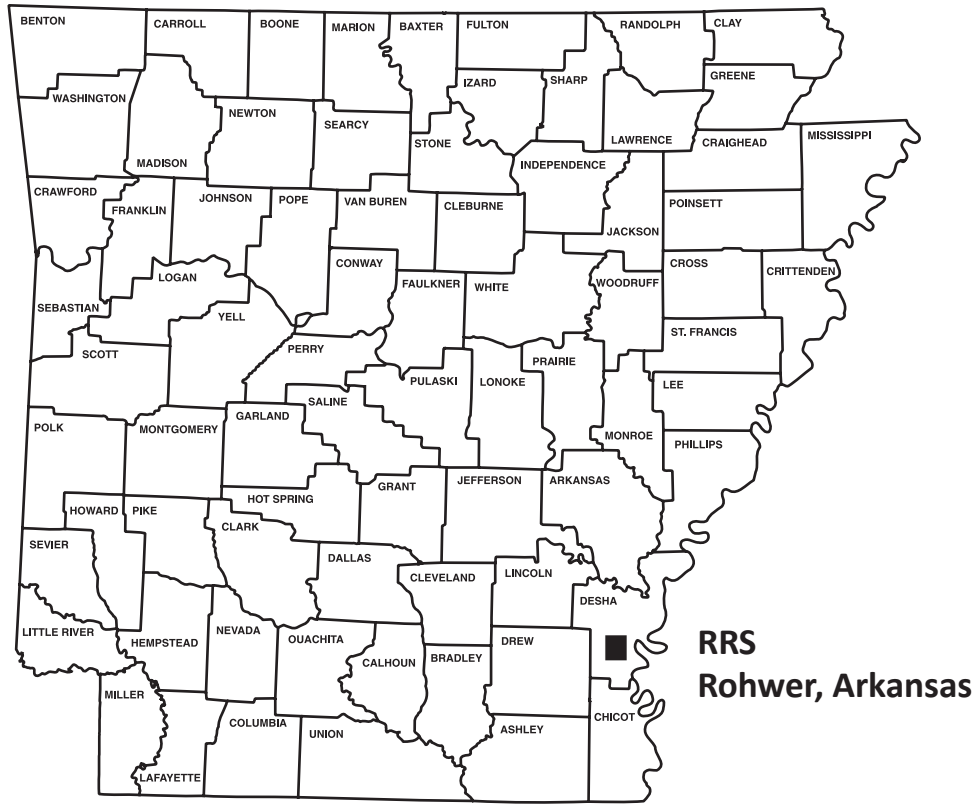
Table 6. Performance of Wheat Varieties, Colt, Ark., 2022, Continued.

Variety Name	Yield ----- (bu./ac)-----	2-Year Avg. ^a	Heading Date	Bacterial	Septoria	Fusarium	Black Chaff ^e	Stripe Rust ^f
				Leaf Streak ^b	Tritici Blotch ^c	Head Blight ^d		
				(0–9)	(0–9)	(0–9)	(0–9)	(0–9)
Delta Grow 1000	87.2	•	4/27	0	2	2	4	0
P26R45	87.0	•	4/27	0	2	2	3	0
SY Viper	86.7	76.2	4/25	0	1	3	2	0
PROGENY #BUSTER	86.2	•	4/26	0	2	3	2	0
AgriMAXX 473	85.8	77.1	4/28	0	3	2	4	0
PROGENY #CHAD	85.7	•	4/21	0	2	4	2	0
AgriMAXX 513	84.7	72.7	4/27	0	2	4	4	0
PROGENY #BULLET	84.6	73.6	4/27	0	2	2	5	0
Dyna-Gro 9172	84.6	73.7	4/27	0	1	2	4	0
Go Wheat 6000	84.3	73.3	4/26	0	5	5	3	0
Revere 2169	84.3	73.6	4/28	0	2	2	4	0
AgriMAXX 503	83.7	65.0	4/27	0	4	3	5	0
GA 121012-19LE8	83.7	•	4/29	0	2	5	3	0
AR11051-15-3	83.7	74.6	4/27	1	2	4	3	0
GrowPro 348	82.4	•	4/20	0	2	1	2	0
VA17W-75	82.1	71.9	4/22	1	2	3	1	0
GrowPro 381	82.1	•	4/25	0	3	1	1	0
SunGrains LA13154D-WN1	81.3	81.3	4/26	0	2	3	5	0
Go Wheat 6056	80.8	•	4/28	0	2	2	3	0
GA 151254-LDH071-19E32	79.4	•	4/25	2	2	4	4	0
Go Wheat 2032	76.5	71.9	4/24	4	3	6	8	0
Delta Grow 3500	74.1	69.2	4/25	1	3	4	5	2
GA 151313-LDH224-19E38	73.0	•	4/25	2	3	2	6	0
GANC 12642-19LE16F	71.9	•	4/26	0	2	2	5	0
SunGrains LA12275LDH-56	71.7	68.5	4/26	0	2	4	6	0
GRAND MEAN	88.0	•	4/26	0	2	3	4	0
LSD (5%)	7.5	•	1	1	1	1	2	1
C.V.	7.3	•	•	•	•	•	•	•

^a Average yield for 2021 and 2022.^{b,c,d,e,f} Disease data are rated visually based on a 0–9 scale where the higher number represents more severe disease, unless otherwise noted.

Rohwer: Rohwer Research Station (RRS)

Test Input Summary



Soil Series
McGehee silt loam Rilla silt loam
Previous Crop
Fallow
Planting Date
November 2, 2021
Harvest Date
June 6, 2022

Fertilizer Application(s)	Date
100 lb/ac Urea	February 14, 2022
90 lb/ac Ammonium Sulfate	
100 lb/ac Urea	March 15, 2022
Herbicide Application(s)	Date
15 oz/ac Axial® Bold	February 15, 2021

Table 7. Performance of Wheat Varieties, Rohwer, Ark., 2022.

Variety Name	Yield (bu./ac)	Heading Date	Lodging ^a (1–10)	Plant Height (in.)	Bacterial		Fusarium
					Leaf Streak ^b (0–9)	Leaf Rust ^c (0–9)	Head Blight ^d (0–9)
Liberty 5658	128.1	4/15	1	39.4	2	1	1
GrowPro 381	118.1	4/15	3	37.9	2	1	1
Delta Grow 1200	117.2	4/19	8	38.4	1	1	1
PROGENY #TURBO	116.5	4/15	1	40.4	1	0	1
DXEX 21-4	114.3	4/22	1	38.7	2	1	1
KWS405	112.5	4/15	4	38.6	2	2	1
ARDH12753-103-1536M	111.7	4/14	1	41.5	3	1	1
Delta Grow 1000	111.5	4/20	4	41.4	2	1	2
Delta Grow 3500	110.3	4/12	3	39.6	2	2	1
GrowPro 348	109.7	4/15	5	36.4	2	0	2
Delta Grow 1800	109.3	4/12	4	42.6	1	1	2
Dyna-Gro 9120	108.8	4/20	4	37.3	1	4	1
PROGENY #BUSTER	108.7	4/18	3	41.7	1	1	2
AgriMAXX 492	107.2	4/15	4	38.9	1	0	1
DXEX 21-3	106.8	4/22	4	34.6	1	3	1
HILLIARD	106.4	4/15	1	42.6	1	1	1
AR09485-10-1	105.8	4/11	3	41.1	2	0	2
GA 151313- LDH224-19E38	104.8	4/11	1	39.3	2	1	1
Dyna-Gro WX20738	104.4	4/20	3	40.5	1	1	1
KWS384	104.0	4/20	4	40.6	1	1	1
SY Viper	103.8	4/17	2	42.2	2	1	1
GA 111055-19LE12	103.3	4/16	2	41.7	2	1	2
Dyna-Gro 9811	103.3	4/17	1	42.3	2	1	1
USG 3352	102.9	4/19	8	39.3	1	1	1
P26R59	102.2	4/15	1	38.1	2	1	2
DXEX 21-2	101.8	4/17	2	36.2	2	1	2
GrowPro 747	101.1	4/22	3	39.3	1	1	2
Go Wheat 2058	101.1	4/22	1	36.4	2	1	1
AR11051-15-3	101.0	4/19	6	39.7	2	3	1
Revere X22A	99.9	4/21	1	37.5	2	1	1
KWS403	99.8	4/18	10	37.7	2	1	1
Dyna-Gro 9151	98.7	4/11	2	38.2	1	1	1
Go Wheat 6056	98.4	4/21	4	39.3	3	1	1
AgriMAXX 514	97.8	4/17	7	36.9	2	1	1
Dixie Brown	97.4	4/20	5	41.4	1	2	1
SunGrains LA12275LDH-56	97.2	4/15	2	42.9	3	1	1
AgriMAXX EXP 2105	96.5	4/11	8	40.3	3	1	1
PROGENY #CHAD	95.5	4/11	5	36.1	2	3	1
GA 11052-19LE15	95.0	4/21	4	40.0	3	0	1
PROGENY #BINGO	94.8	4/19	6	39.5	2	2	1

Table 7. Performance of Wheat Varieties, Rohwer, Ark., 2022, Continued.

Variety Name	Yield (bu./ac)	Heading Date	Lodging ^a (1–10)	Plant Height (in.)	Bacterial	Leaf	Fusarium
					Leaf Streak ^b (0–9)	Leaf Rust ^c (0–9)	Head Blight ^d (0–9)
USG 3783	94.6	4/20	3	36.8	2	1	1
Dyna-Gro 9172	94.5	4/19	3	36.8	3	1	1
Dyna-Gro 9393	94.2	4/21	3	36.7	2	1	2
Dyna-Gro 9701	93.6	4/21	5	40.8	2	0	1
AgriMAXX 473	93.5	4/21	6	40.3	1	2	1
P26R10	92.5	4/21	3	38.1	2	1	2
USG 3472	91.9	4/21	4	38.2	2	0	1
GA 151254- LDH071-19E32	91.8	4/13	6	41.8	2	1	1
Go Wheat 2032	91.5	4/11	1	36.6	2	1	1
Revere 2169	90.8	4/22	5	38.9	2	0	1
AGS 2055	90.7	4/17	3	40.5	2	2	1
PROGENY #BULLET	90.3	4/19	5	40.7	3	0	1
Dyna-Gro 9002	89.8	4/20	4	39.5	2	1	2
DXEX 21-1	89.5	4/15	7	39.1	1	1	1
GA 121012-19LE8	89.5	4/14	5	41.2	2	1	1
VA17W-75	89.4	4/13	3	36.2	2	0	2
AgriMAXX 513	86.2	4/19	8	37.8	2	0	1
Go Wheat 6000	85.7	4/11	4	36.0	1	1	1
KWS411	84.4	4/22	3	39.4	2	2	3
Revere 2266	82.4	4/19	6	38.3	2	1	0
GANC 12642- 19LE16F	81.9	4/15	1	42.3	2	1	2
AgriMAXX 503	80.0	4/20	6	41.1	4	0	1
P26R36	79.6	4/19	6	39.4	1	1	1
SunGrains LA13154D-WN1	76.3	4/14	3	40.9	2	0	2
P26R45	72.8	4/17	8	38.2	3	1	4
GRAND MEAN	98.7	4/17	4	39.3	2	1	1
LSD (5%)	11.9	2.2	3.0	2.2	2	2	1
C.V.	10.3	4.8	•	4.9	•	•	•

^a 1 = 10% lodged; 10 = 100% lodged.

^{b,c,d} Disease data are rated visually based on a 0–9 scale where the higher number represents more severe disease, unless otherwise noted.

Table 8. 2022 Evaluation of 66 Wheat Cultivars in Inoculated Nurseries at the University of Arkansas System Division of Agriculture's Research Station at Newport and Fayetteville, Ark.

Variety Name	Fusarium Head	Fusarium Head	Fusarium	Fusarium	Septoria
	Blight Rating ^a	Blight Rating ^a	Damaged	Damaged	Leaf Blight ^c
	2022	2022	2022	2022	2022
	Newport	Fayetteville	Newport	Fayetteville	Fayetteville
	(%)	(%)	(%)	(%)	(%)
AgriMAXX 473	0.0	2.5	15.0	0.0	2.0
AgriMAXX 492	5.0	2.5	5.0	15.0	2.0
AgriMAXX 503	0.0	2.5	10.0	10.0	2.0
AgriMAXX 513	0.0	2.5	15.0	25.0	2.0
AgriMAXX 514	2.5	0.0	25.0	15.0	2.0
AgriMAXX EXP 2105	2.5	7.5	30.0	30.0	2.0
Dixie Brown	0.0	2.5	10.0	10.0	2.0
DXEX 21-1	0.0	2.5	20.0	30.0	7.0
DXEX 21-2	5.0	2.5	40.0	30.0	2.0
DXEX 21-3	2.5	2.5	30.0	15.0	2.0
DXEX 21-4	2.5	0.0	10.0	10.0	2.0
Delta Grow 1000	0.0	0.0	15.0	5.0	2.0
Delta Grow 1200	2.5	0.0	30.0	10.0	2.0
Delta Grow 1800	2.5	2.5	5.0	25.0	2.0
Delta Grow 3500	27.5	17.5	50.0	20.0	7.0
Dyna-Gro 9002	10.0	2.5	30.0	10.0	7.0
Dyna-Gro 9120	0.0	5.0	10.0	20.0	2.0
Dyna-Gro 9151	0.0	0.0	10.0	5.0	2.0
Dyna-Gro 9172	5.0	2.5	10.0	15.0	2.0
Dyna-Gro 9701	2.5	2.5	5.0	10.0	2.0
Dyna-Gro 9811	7.5	10.0	20.0	30.0	2.0
Dyna-Gro WX20738	10.0	2.5	10.0	2.0	2.0
Dyna-Gro 9393	10.0	10.0	25.0	20.0	2.0
PROGENY #BULLET	2.5	2.5	2.0	2.0	2.0
PROGENY #TURBO	7.5	5.0	2.0	15.0	2.0
PROGENY #CHAD	7.5	0.0	20.0	10.0	2.0
PROGENY #BUSTER	10.0	5.0	30.0	40.0	2.0
PROGENY #BINGO	5.0	2.5	10.0	10.0	2.0
GrowPro 381	7.5	12.5	2.0	15.0	2.0
GrowPro 747	10.0	5.0	20.0	35.0	2.0
GrowPro 348	15.0	5.0	5.0	20.0	2.0
SY Viper	10.0	2.5	5.0	20.0	2.0
Revere 2169	2.5	2.5	15.0	10.0	2.0
Revere X22A	2.5	5.0	15.0	20.0	2.0
Revere 2266	7.5	0.0	10.0	15.0	2.0

Table 8. 2022 Evaluation of 66 Wheat Cultivars in Inoculated Nurseries at the University of Arkansas System Division of Agriculture's Research Station at Newport and Fayetteville, Ark., Continued.

Variety Name	Fusarium Head	Fusarium Head	Fusarium	Fusarium	Septoria
	Blight Rating ^a	Blight Rating ^a	Damaged	Damaged	Leaf Blight ^c
	2022 Newport (%)	2022 Fayetteville (%)	2022 Newport (%)	2022 Fayetteville (%)	2022 Fayetteville (%)
SunGrains LA12275LDH-56	12.5	5.0	35.0	30.0	2.0
SunGrains LA13154D-WN1	17.5	10.0	40.0	50.0	2.0
P26R10	2.5	10.0	15.0	30.0	2.0
P26R36	2.5	2.5	20.0	5.0	2.0
P26R45	5.0	2.5	20.0	15.0	2.0
P26R59	7.5	10.0	40.0	25.0	2.0
GA 151313- LDH224-19E38	5.0	7.5	10.0	25.0	2.0
GA 111055-19LE12	22.5	15.0	40.0	30.0	7.0
GA 121012-19LE8	5.0	15.0	70.0	50.0	7.0
GA 11052-19LE15	5.0	5.0	30.0	40.0	0.0
GANC 12642- 19LE16F	10.0	0.0	30.0	20.0	15.0
GA 151254- LDH071-19E32	25.0	15.0	80.0	45.0	2.0
USG 3783	7.5	7.5	50.0	25.0	0.0
USG 3352	7.5	5.0	25.0	30.0	2.0
USG 3472	5.0	2.5	15.0	10.0	2.0
AR09485-10-1	7.5	12.5	80.0	50.0	2.0
AR11051-15-3	2.5	7.5	5.0	10.0	7.0
ARDH12753-103-1536M	10.0	17.5	40.0	60.0	7.0
KWS384	2.5	7.5	30.0	15.0	2.0
KWS403	5.0	2.5	40.0	35.0	2.0
KWS405	2.5	5.0	15.0	5.0	2.0
KWS411	7.5	2.5	10.0	10.0	7.0
VA17W-75	7.5	2.5	15.0	5.0	2.0
Liberty 5658	7.5	7.5	20.0	10.0	1.0
Hilliard	10.0	10.0	35.0	25.0	7.0
AGS 2055	35.0	32.5	80.0	50.0	7.0
Go Wheat 2058	5.0	5.0	20.0	25.0	2.0
Go Wheat 2032	17.5	32.5	80.0	50.0	7.0
Go Wheat 6056	5.0	0.0	10.0	5.0	2.0
Go Wheat 6000	7.5	10.0	30.0	40.0	2.0
Mean	7.1	6.21	24.6	21.8	2.9
LSD	8.0	8.14	•	•	•
C.V.	67.7	78.53	•	•	•

^a Fusarium Head Blight Rating: % heads appearing infected on day of rating.

^b Fusarium Damaged Kernels: % seeds appearing infected.

^c Septoria leaf blight: % leaf area affected on day of rating.

Participants and Entries, Wheat Performance Tests 2021–2022

Company

AgriMaxx Wheat Company

7167 Highbanks Road
Mascoutah, IL 62258

Cache River Valley Seed, LLC

P.O. Box 10
Cash, AR 72421

Delta Grow Seed

220 NW 2nd Street
England, AR 72046

Dyna-Gro Seed

6221 Riverside Dr. Suite One
Dublin, OH 43017

Erwin-Keith, Inc. / Progeny

1529 Hwy 193
Wynne, AR 72396

Grow Pro Genetics, LLC

375 Old US Rte 66
Hamel, IL 62046

Variety

AgriMAXX 473
AgriMAXX 492
AgriMAXX 503
AgriMAXX 513
AgriMAXX 514
AgriMAXX EXP 2105

Dixie Brown
DXEX 21-1
DXEX 21-2
DXEX 21-3
DXEX 21-4

Delta Grow 1000
Delta Grow 1200
Delta Grow 1800
Delta Grow 3500

Dyna-Gro 9002
Dyna-Gro 9120
Dyna-Gro 9151
Dyna-Gro 9172
Dyna-Gro 9701
Dyna-Gro 9811
Dyna-Gro WX20738
Dyna-Gro 9393

PROGENY #BULLET
PROGENY #TURBO
PROGENY #CHAD
PROGENY #BUSTER
PROGENY #BINGO (Progeny 19-12)

GrowPro 381
GrowPro 747
GrowPro 348
SY Viper

Participants and Entries, Continued, Wheat Performance Tests 2020–2021

Company

KWS Cereals
4101 Colleen Dr.
Champaign, IL 61822

Variety

KWS384
KWS403
KWS405
KWS411

Revere Seed

802 Rozelle St.
Memphis, TN 38104

Revere 2169
Revere X22A
Revere 2266

Pioneer

1409 Smith Street
Corning, AR 72422

P26R10
P26R36
P26R45
P26R59

Stratton Seed

1530 HWY. 79 S
Stuttgart, AR 72160

AGS 2055
Go Wheat 2058
Go Wheat 2032
Go Wheat 6056
Go Wheat 6000

UniSouth Genetics, Inc.

2640-C Nolensville Road
Nashville, TN 37211

USG 3783
USG 3352
USG 3472

Public Institutions

Louisiana State University

Agronomy Department
221 M.B. Sturgis Hall
Baton Rouge, LA 70803-2110

Variety

SunGrains LA12275LDH-56
SunGrains LA13154D-WN1

Arkansas Agricultural Experiment Station,

University of Arkansas System

Division of Agriculture

115 Plant Sciences Building
Fayetteville, AR 72701

AR09485-10-1
AR11051-15-3
ARDH12753-103-1536M

Participants and Entries, Continued, Wheat Performance Tests 2020–2021

Public Institutions

University of Georgia

1109 Experiment St.
Griffin, GA 30223

VCIA/VA TECH

2229 Menokin Road
Warsaw, VA 22572

Variety

GA 151313- LDH224-19E38
GA 111055-19LE12
GA 121012-19LE8
GA 11052-19LE15
GANC 12642- 19LE16F
GA 151254- LDH071-19E32

VA17W-75
Liberty 5658
Hilliard

Wheat Test Locations



- LMCRS** - Lon Mann Cotton Research Station, Marianna
- NEREC** - Northeast Research and Extension Center, Keiser
- PTRS** - Pine Tree Research Station, Colt
- RRS** - Rohwer Research Station, Rohwer
- VRS** - Vegetable Research Station, Kibler



DIVISION OF AGRICULTURE

RESEARCH & EXTENSION

University of Arkansas System