



ERCOFTAC

European Research Community On
Flow, Turbulence And Combustion

Coherent near-wall structures and drag reduction by spanwise forcing

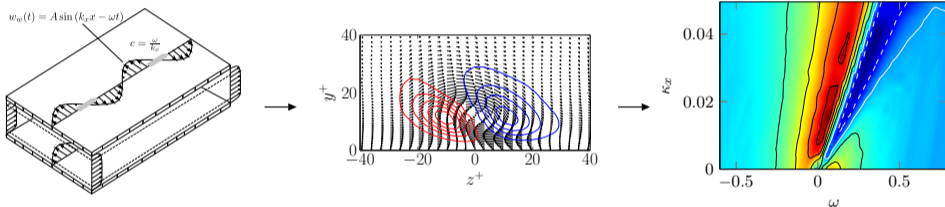
E. Gallorini¹, M. Quadrio¹, D. Gatti²

¹ Dept. of Aerospace Science and Technology (DAER), Politecnico di Milano, Italy

² Institute of Fluid Mechanics (ISTM), Karlsruhe Institute of Technology, Karlsruhe, Germany



Aim of the work: determine the effect of **spanwise forcing** on the **quasi-streamwise vortices (QSV)**.



- Yakeno et al., PoF 2014 → **oscillating walls (OW)**
- What happens for streamwise **travelling waves** of spanwise wall velocity (TW)?



5 high-resolution DNS (CPG) for turbulent channel flow at $Re_\tau = 200$, the control maximum wall velocity is $A^+ = 7$:

1. REF: No control applied
2. OW1: $\Delta U_b^+ = +2.43 \rightarrow$ **High DR** ($k_x^+ = 0.00, \omega^+ = 0.0840$);
3. OW2: $\Delta U_b^+ = +1.15 \rightarrow$ **Low DR** ($k_x^+ = 0.00, \omega^+ = 0.0250$);
4. TW1: $\Delta U_b^+ = +4.07 \rightarrow$ **High DR** ($k_x^+ = 0.01, \omega^+ = 0.0238$);
5. TW2: $\Delta U_b^+ = -1.44 \rightarrow$ **DI** ($k_x^+ = 0.01, \omega^+ = 0.1200$);
 - The effect of the control is known (drag variation)
 - **How** this happens?

Active control of a channel flow



When pressure gradient is constant (CPG) drag reduction result in an increase in the bulk velocity U_b :

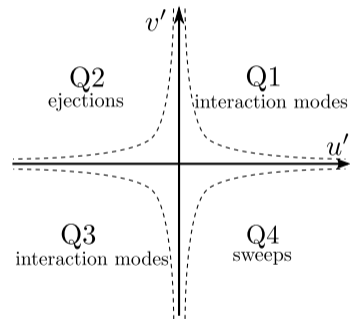
$$\Delta U_b = U_b - U_{b,REF} = \frac{1}{2h} \int_0^{2h} \bar{u} - \bar{u}_{REF} dy$$

From Marusic et al., JFM 2007:

$$U_b = \frac{Re_\tau}{3} + \int_0^{Re_\tau} \left(1 - \frac{y}{Re_\tau}\right) (-\overline{u'v'}) dy^+ = \frac{Re_\tau}{3} + \sum_{i=1}^4 Q_i$$

Being Q_i the i -th **quadrant contribution of the Reynolds shear stresses**. As a consequence:

$$\Delta U_b = \sum_{i=1}^4 \Delta Q_i$$

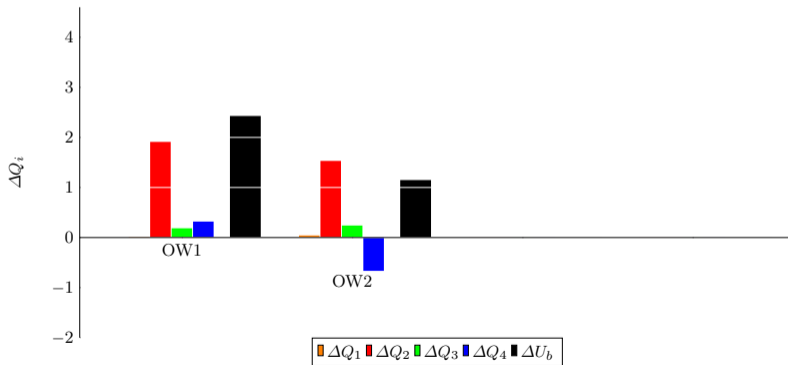


Reynolds stresses balance



For **OW** two mechanisms were highlighted, considering the quadrant contribution of $\overline{u'v'}$:

- Q_2 suppression;
- Q_4 enhancement-suppression;



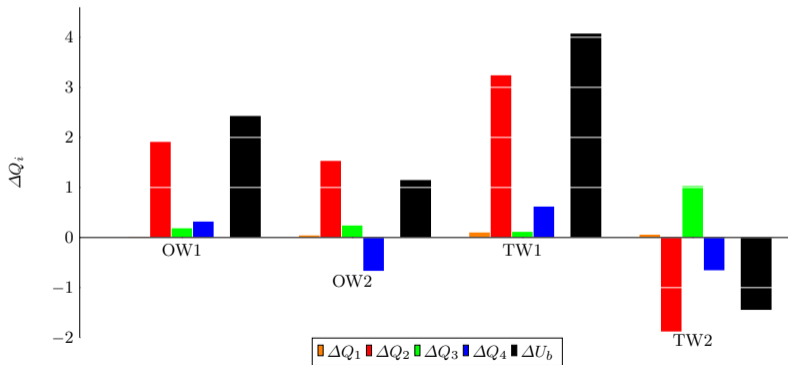
Reynolds stresses balance



For **OW** two mechanisms were highlighted, considering the quadrant contribution of $\overline{u'v'}$:

- Q_2 suppression;
- Q_4 enhancement-suppression;

For **TW**:

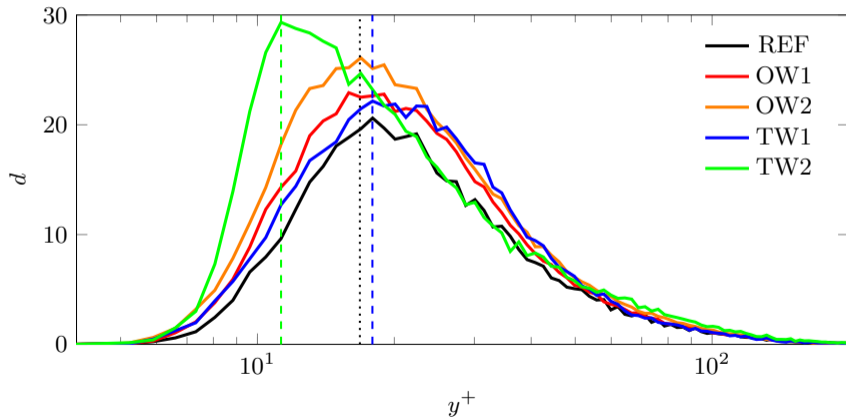


Vortices extraction



(QSV) are extracted using the **swirling-strength** (Zhou et al., JFM 1999).

- Swirling-strength: intensity of the imaginary part of the complex eigenvalues of $\nabla \mathbf{u}$.
- Control \rightarrow Modification of QSV **number** and **distribution in wall-normal direction**:



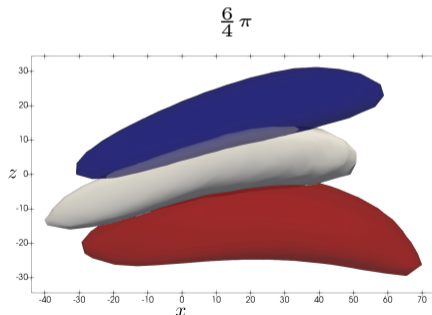
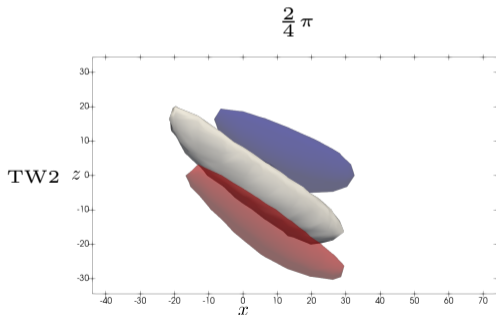
Conditional average



After the extraction, QSV

- at the same control phase;
- with the same sense of rotation;
- located at the same distance from the wall;

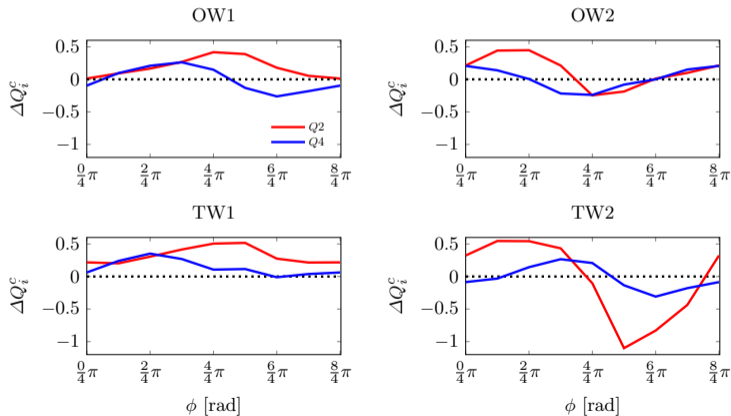
are averaged together obtaining **conditionally-averaged structures**.



Variation of Reynolds stresses



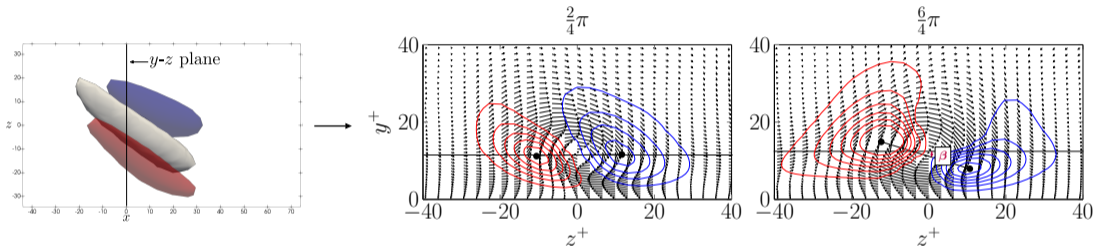
$$Q_i^c(\phi) = -d \int_{V_c} \left(1 - \frac{y^+}{Re_\tau}\right) (-\overline{u^c v^c}(\phi))_i dV. \quad (1)$$



Bouncing (1/2)



We observe a "bouncing" of Q_2 and Q_4 events for $TW \rightarrow \beta$:



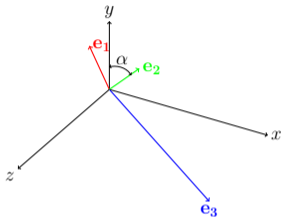
The bouncing is:

- high when drag increase (TW2) is present,
- low for drag reduction (TW1).
- ▶ We link this phenomenon with the modification to the stress state due to x -dependency of \tilde{w} for TW.

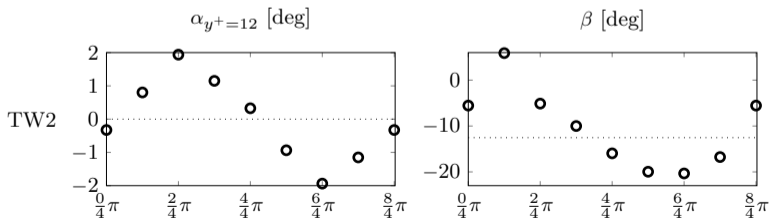
Bouncing (2/2)



Principal stresses for TW:



α and β shows a similar phase evolution:



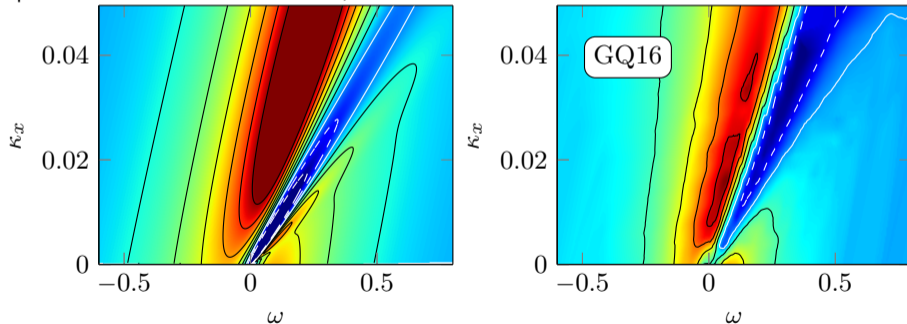
Scaling of drag Reduction (1/2)



In Yakeno et al., PoF 2014, Q_2 suppression and Q_4 enhancement has been linked with the spanwise shear at $y^+ = 10$ and $y^+ = 15$:

$$\Delta U_b = a \left(\frac{\partial \tilde{w}}{\partial y} \Big|_{y^+=10} \right)_{rms} - b \left(\frac{\partial \tilde{w}}{\partial y} \Big|_{y^+=15} \right)_{rms} \quad (2)$$

Since similar phenomena were observed for TW, we extend the relation to the new control:



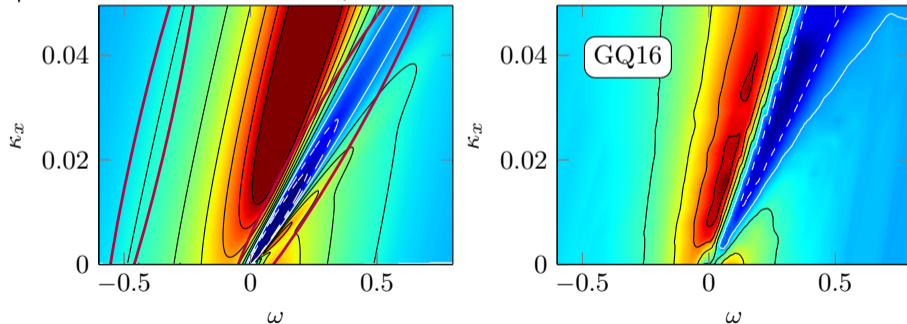
Scaling of drag Reduction (1/2)



In Yakeno et al., PoF 2014, Q_2 suppression and Q_4 enhancement has been linked with the spanwise shear at $y^+ = 10$ and $y^+ = 15$:

$$\Delta U_b = a \left(\frac{\partial \tilde{w}}{\partial y} \Big|_{y^+=10} \right)_{rms} - b \left(\frac{\partial \tilde{w}}{\partial y} \Big|_{y^+=15} \right)_{rms} \quad (2)$$

Since similar phenomena were observed for TW, we extend the relation to the new control:



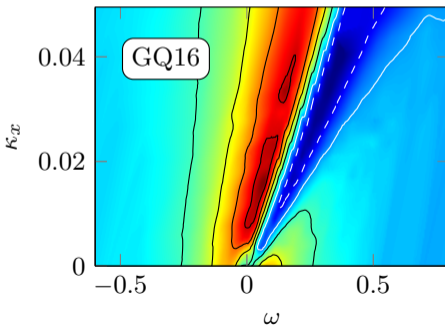
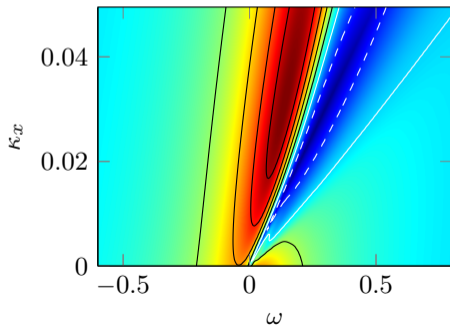
Scaling of drag Reduction (2/2)



$$\Delta U = S' \left(a\tau_z|_{y^+=10}^{rms} + b\tau_z|_{y^+=15}^{rms} \right) - c\alpha_{y^+=12}^{rms}. \quad (3)$$

being:

- τ_z : **spanwise** component of the principal **stress** state associated with the phase-averaged strain-rate tensor $\langle S \rangle$;
- S' : **mean acceleration** in the Generalized Stokes Layer, $S' = a'_m \frac{\ell}{A}$ and $a'(\omega, \kappa_x) = \frac{1}{\ell} \int_0^\ell a_m(\omega_{eq}, \kappa_x, y) dy$;
- α : represents the "**bouncing**".





The effect of OW and TW on QSV has been analyzed:

- Q_2 and Q_4 variation are the **dominant mechanism** of drag variations;
- The control affects QSV's **distribution and intensity**;
- TW involves phenomena ("bouncing", different velocities of structures and control wave) that, when correctly scaled, are in **agreement** with the drag-reduction map;

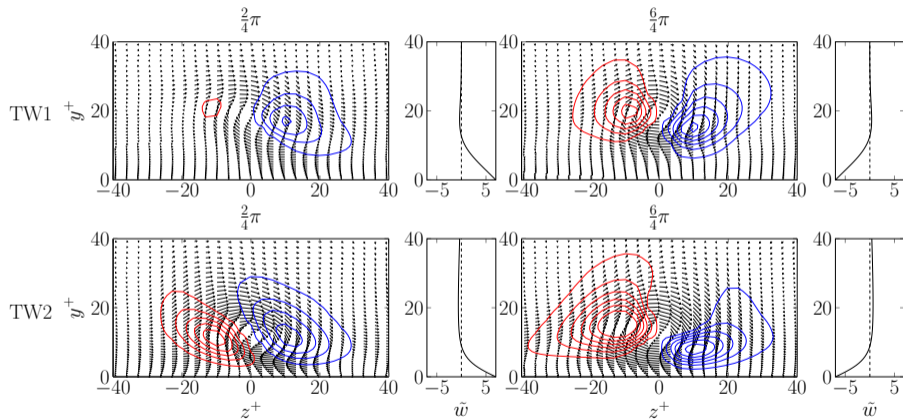
What has to be done?

- This work is based on **observations** of physical phenomena;
- empirical scaling → physical interpretation.

Thank you for your attention!

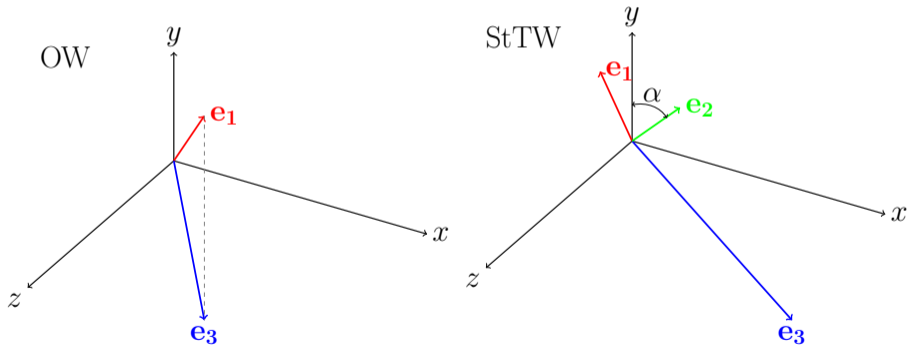
contact: emanuele.gallorini@polimi.it

Phase-evolution of conditionally averaged QSV





$$\langle S \rangle = \begin{bmatrix} 0 & \partial \langle u \rangle / \partial y & \partial \bar{w} / \partial x \\ \partial \langle u \rangle / \partial y & 0 & \partial \bar{w} / \partial y \\ \partial \bar{w} / \partial x & \partial \bar{w} / \partial y & 0 \end{bmatrix} \quad (4)$$





TW2 involves **high phase shifts** of Q_2 and Q_4 , this can be explained by the **high intensity of the structures**:

$$\bar{I}(y^+) = \int \int_{\omega_x > 0.5\omega_{x, max}(y^+, \phi)} \omega_x dV d\phi \quad (5)$$

