

Deducing and Ordering Most-influencing Product Features through Well-established Sentiments using NLP

Mr. Amit S. Kamale
PG Student ME Computer
Science & Engineering
SIETC, Paniv - Akluj, Tal-
Malshiras,
Maharashtra- India
amitkamale.007@gmail.com

Prof. Prakash B. Dhainje
HOD Computer Science &
Engineering
SIETC, Paniv - Akluj, Tal-
Malshiras,
Maharashtra- India
dhainjeprakash@gmail.com

Dr. Pradip K. Deshmukh
Principal Computer Science &
Engineering
SIETC, Paniv - Akluj, Tal-
Malshiras,
Maharashtra- India

Abstract- The quickly extending e-commerce has encouraged shoppers to buy items on the web. Different brands and a huge number of items have been offered on the web. Mixtures of clients' reviews are accessible now days on web. These free audits cum reviews are imperative for the buyers and additionally the shippers/merchants. The greater parts of the reviews are disorganized leading to ambiguity in helpfulness of data. In this paper we are proposing a product feature ranking framework, which will distinguish important features cum aspects of products from online customer reviews, and aim to enhance usability of the these reviews. The important aspects or features of product can be usually distinguished using two interpretations 1) the critical aspects are generally remarked by larger audience 2) customers reviews on the key aspects- significantly influence on the overall reviews on the product. Firstly we distinguish product aspects by shallow dependency parser and conclude client's surveys on these elements by means of a sentiment classifier. Then we suggest probabilistic feature detection and ordering them by their rank algorithm to finish up the significance of features by considering recurrence and the impact of customers opinions given to every feature over their entire reviews.

Keywords- Classification of Sentiment, Naive Bayes, Feature Mining, Feature Clustering, Aspect Ranking

I. INTRODUCTION

Recently we can observe and notice fast development in almost all types of businesses by means of sites. Also studies on sale of retail type have crossed \$37.5 billion in Quarter-2 2011 U.S. [2]. Various types of items by different shippers have been offered online for customers. For instance, Flip kart has put more than 0.5 billion products for sale. Amazon.com has an aggregate of more than 3.6 billion goods on the web. Most retail sites permits shoppers to give their review comments or conclusions on different products or on features cum aspects of the items they purchase/use to express their sentiments towards the product. Any given product feature is nothing but the referring component part or a detail quality of a certain product. A specimen buyer review may incorporate a sentence like "The processing speed of Nokia N90 is amazing." indicates positive sentiment on the feature "processing speed" of product Nokia N90. Numerous different spots like discussion sites facilitate customers to post their surveys on products. For instance, ZDnet.com has more than 0.7 billion product surveys available; on the other hand marketingland.com possesses a huge number of review comments on more than 3.2 billion products in more than 20 particular classes for more than 11,000 merchants. Such customer opinions have valuable data and have turn into a critical asset for both customers and merchants [3]. Customers may look for product data from those audits before going for product purchase, while numerous organizations and merchants utilize those surveys as an imperative input in their product manufacturing, assessment, showcasing, and customer relationship administration.

Numerous features or specifications are present for any given product. Such as MacBook have more than two hundred aspects such as "usability", "exterior design", "Bluetooth", "Processing speed". These aspects may have several levels of significance over customers' decision for purchase and also over merchants manufacturing strategies. For example, some features of MacBook, e.g. "processing speed", "connectivity" and "usability" can be considered as Important by most customers, and has proven most importance over others features "Color" and "Weight". For a Professional-camera product like Nikon, the features such as "Bifocal lenses" and "High quality Picture" with "Good Zooming" would highly influence customers decision on purchase and they are more important than the "Bluetooth".



Figure 1: Typical features of Smart Watch

Hence, deducing important product features from extracted list of features will improve the quality leading to more usage of opinions which is valuable to both customers and merchants. These reviews then further can be studied by the public to make a good decision on and about any purchase while the merchants may have enough knowledge about the known product issues and to make the required modifications to the product or handling any customer issues. However, it is an overhead and time consuming task for any customer to understand the important features by going through tones of reviews manually and analyzing the sentiments over these features.

Taking into account from the above perceptions, for automatically recognizing most influencing product features from public reviews and sort them by rank we propose Automation framework. We expect and assume that the influencing product features has characteristics as follows: (1) buyers' assumptions over these component profoundly influence the buy choice; and (2) they happens all the more much of the time in customer audits. A fundamental way to deal with endeavor the impact of customers' opinions on particular component over their general evaluations on the item is to tally the cases where their estimations are steady, and after that positions the element as indicated by the quantity of the reliable cases.

II. RELATED WORK

Natural language processing and mining information for the means of getting positive, negative and neutral reactions by studying large data is known as Analysis of public opinions or sentiments is nothing but enhanced form of Data mining and Information retrieval [3]. Considering the tone and pitch of voice, aggressiveness or attitude of speaker while dealing with terms of sentiments detection is very important.

As the web is extending the content based examination of sentiments- it is drawing in the researches interest. Positive, Negative and neutral groups can be classified by use of Sentiments analysis [4]. Sentiment Mining and Opinion Analysis alludes to the issues identified with product reviews, political posts, news gatherings, audits destinations and so on [5]. Text Classification and Text summarization are of few methods of summarizing public reviews [6]. In prior days getting inputs or suggestions from friends and family members were only means before buying any product while merchants by their own has to decide about quality of products they want to sale where they usually had to rely on surveys conducted[7].

Recognizing Sentiment can be categorized as Phrase level, Sentence level and Review Level.

Type of Sentiment analysis depends on type of information to be analyzed. Sentiment analysis and Classification has to consider various approaches that are partitioned into two areas as Machine Learning Approach and Lexicon Based Approach. Further they again can be isolated into subcategories they are recorded beneath.

I. Machine Learning

Supervised, Unsupervised and Semi-supervised learning's are broad categories of Machine Learning Approach. Going ahead each of these broad types can be further sub categorized in to different Machine Learning Algorithms.

1. Supervised Learning

Algorithm in which defined and predictive set of attributes is used in predicting the result; this is known as Supervised Learning or Classification technique. It is not expected and required to have predictive attributes in training data [8]. During testing phase correctness is check by how exact the machine is foreseeing the qualities. Support Vector Machine, Naive Bayes, Maximum Entropy, and Decision Tree and so on are sub-categories of this category [9]

The Following table consist the models in supervised learning.

Model Name	Learning algorithms used
Feature Based Opinion Mining of Online Free Format Customer Reviews Using Frequency Distribution and Bayesian Statistics	Naive Bayes
Sentiment Identification Using Maximum Entropy Detection and Analysis of Movie Review	Maximum Entropy method
Which Side are You on? Recognizing Perceptions at the Document and Sentence Levels	SVM Naive Bayes
Involuntary Sentiment Analysis of Twitter tweets	Naive Bayes

Table1: Supervised Learning approaches

2. Unsupervised Learning

As compared to Supervised Unsupervised Learning don't rely on training data. Instead Hierarchical and Partition based clustering techniques and similar are used to classify data into classes. Another method by way of defining threshold values of the words by means of Neural Network is generally used to classify them. It also uses Semantic Orientation and Point wise mutual information [10].

Model Name	Learning algorithms used
A Framework To Answer Questions Of Opinion Type	Bayes classifier k-means clustering
An Unsupervised Method For Joint Information Extraction And Feature Mining Across Different Web Sites	undirected graphical model

Table 2: Unsupervised Learning approaches

3. *Semi Supervised Learning*

Combined Supervised as-well-as lexicon based approaches is known as Semi supervised approach. Improved performance can be seen by use of this system for classification, as it gives the high accuracy from the supervised approach followed by word stability and readability both from a lexicon based approach [11].

II. *Lexicon Based Approach*

Positive and Negative are two categories into which Sentiments are classified. Opinion lexicon is general term used to refer opinion idioms and phrases [11]. They can be broadly categorized into three methodologies, first is manual which is time intensive while remaining two are automated, they are lexicon cum dictionary based and corpus based. A method in which small set of sentiment words are collected manually is known as Dictionary based approach, going it will develop its dictionary by looking their equivalent words and antonyms [4], [12]. After adding these newly found words to list the step is repeated. When No new word is found it will stop. However there is drawback in this technique "We can't say that the synonym word added to list is Domain and Context specific". Wherein Corpus based methodology finds the Sentiment words with respect to our Context or Domain. It has two sub categories as follows:

1. Statistical or Numerical approach: Co-occurrence pattern are searched by seeding sentiment words.
2. Semantic approach: Opinion value is given which directly depends on various principles for computing the similarity between the words.

III. PROPOSED SYSTEM

We first identify product features in the reviews by Part Of Speech Tagging. We adopt Stanford Parser¹ as a **POS (Part Of Speech) Tagger** [13] followed by consumer sentiments analysis on these features by means of sentiment classifier. Probabilistic aspect ranking algorithm is then applied, which efficiently deduce the feature frequency and overall impact of customer's reviews for every feature over their overall review on the product using unified probabilistic model. Specifically, we expect and assume that the aggregate sentiment for review is generated based on weighted collection of the suppositions on particular viewpoints, level of significance is then measured by means of weights. To infer the important weights "A probabilistic ranking algorithm" is developed which incorporates or considers feature frequency and the relations between specific feature and overall opinion [1].

Past work [14] introduced Product Feature Ranking [14]. Taking its account [14], we propose the accompanying enhancements: (a) unique feature identification problem: Discussion elaboration and analysis; (b) to perform broad assessments on large products in various domains; and (c) to showcase the capability of probabilistic feature ranking in real-world problems and applications.

A. Preliminaries

Tagging Part-Of-Speech: Naming of each word from a given sentence with its resembling grammatical tag is referred as **Part-Of-Speech Tagging** (POST). To POST a

sentence a Dependency parsers' called Stanford NLP parser are used.

Analysis of Sentiment: Also referred as Opinion mining refers to the use of text analysis, computational linguistics and more importantly natural language processing to recognize and extract subjective information in source materials.

Classification of Sentiment: Process of polarizing given free text from review is known as Sentiment Classification. The polarization can be positive, negative or neutral one. Different Text based classifiers can be used to achieve this.

Mining of Opinion: Collection of different types of reviews cum opinions from various people over the same problem over internet is referred as Opinion Mining. Expressing user's opinion on web by means of reviews is the best way to gather information.

Extraction of Feature: Property of something on which people can discuss on is referred as feature or Aspect. Natural Language (NLP) Techniques can be used to extract features e.g. of such technique is Part-Of-Speech (POS) Tagging. Nouns and Noun Phrases in general are referred as features and usually returned as result of POST. In some case feature also replaced with name aspect.

Clustering: Clustering refers to process of grouping elements with similar properties. K-Means, KNN, K-Medoid, Single Link and Average Link are different types of Text-clustering methods which are investigated in literature. Clustering criteria is decided based on distance between groups of features.

Probabilistic Ranking: Ordering results set in view to improve their usability for end user is referred as Ranking. Ranking criteria is used to decide ranking for example R-Score (Relevance Score). Overall influences of some properties are also considered in it along with result set that may contain property with some probability.

B. The Framework

Loading Pros and Cons: 'Pros' and 'Cons' statements are loaded first. Which is either in XML or TEXT format? Based on input type we then have to develop XML or a TEXT parser to read the input sequentially. This input need to load in string arrays.

The Naive Bayes Classifier: We know that sentiment positive and negative can be learned from 'Pros' and 'Cons' over an issue respectively. Train a Classifier i.e. Naive Bayes as part of Sentiment Classifier which is part of our proposed system. The loaded arrays of string are used as training instances. A trained model is then created by Naive Bayes. Bayes' theorem (from Bayesian statistics) and strong (naive) independence assumptions based classifier. "Independent feature model" is more descriptive term for the underlying probability model.

Contingent upon the exact way of the probability model, supervised learning model can used to efficiently train the naive Bayes. In numerous practical solutions, parameter estimation for naive Bayes models utilizes the system of most likelihood probability; at the end of the day, without believing in Bayesian probability or Bayesian methods one can work with the naive Bayes model. Training Time: $O(|D|L_d + |C||V|)$

Where, L_d is nothing but length of a document in D on average and V refers to set of words from D into consideration.

We assume that V and all n_i , D_i , and n_{ij} pre-computed in $O(|D|L_d)$ time during one pass through all of the data.

In general only $O(|D|L_d)$ as in usual $|C||V| < |D|L_d$

Test Time: $O(|C|L_d)$

Where, average length of document is denoted by L_d .

Tagging Part-Of-Speech (POST): A module of software that goes through text in any given language and tags with parts-of-speech to every word and token like noun, verb, adverb, etc. is known as Part-Of-Speech-Tagger, although in general computational systems use fine-grained POS tags. We are using Stanford NLP parser for POST which is open source. English Model instantiated parser is used.

Identification of Feature: We will extract the features on the basis of frequency of noun terms in reviews and the Pros and Cons opinions. To identify features in the public reviews, we can rely on already known feature identification technique that first recognizes the ‘Nouns’ and ‘Noun phrases’ in the free text. The recurrence frequency of recognized nouns and noun phrases are counted, and only those that are with higher count are kept as features and further treated as important features. The calculation is as follows:

$$\sum \text{freq}(f_i) \dots \dots \dots \text{ where } f_i \text{ is a feature}$$

Clustering of Feature: We propose a clustering method to uniquely identify the feature in order to make its use as feature classification approach. When we consider mobile product then aspect or feature like ‘‘Screen’’ and ‘‘Display’’ means same. The features are same or either called as synonyms. If we ignore their similarity or meaning then it may lead to misinterpretation of aspect ranking, but this can be overcome by using clustering algorithms. Synonym clustering is used to get unique features.

Classification of Sentiments for Features: Positive and Negative opinions are grouped form of Pros and Cons reviews. These reviews are important preparing specimens for taking in a sentiment classification. Thus the Pros and Cons reviews used as training data set (supervised learning) in sentiment classifier, which is used to understand different views in free texts.

Probabilistic Aspect cum Feature Ranking: To deduce or identify important features of a given product from free reviews we will use probabilistic feature ranking algorithm. In general we can see and notice that important features

possesses following characteristics: (a) they occur recurrently as comment in customer’s reviews; (b) Overall opinions on given product has most influence due to these features. At the end overall opinion for given review is taken as aggregation of different features and opinions given to specific feature to have different in all aggregation.

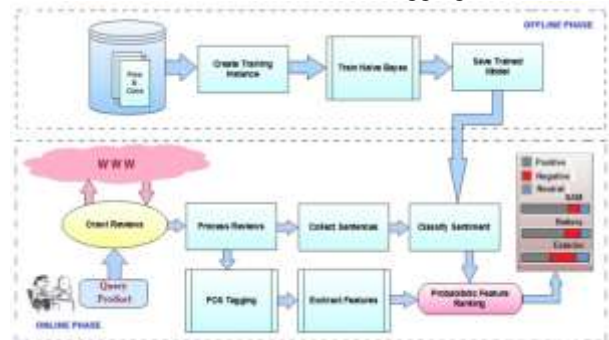


Figure 2. Architecture of Proposed system

IV. OUTPUT DESIGN AND DATASET

Product reviews data are mostly used for sentiment analysis experiments. iPhone review database are available at (<http://www.cs.cornell.edu/People/pub/iphone-review-data>). Required dataset specific to any product or domain can be goggled where many a times we have to request the service provider for the same.

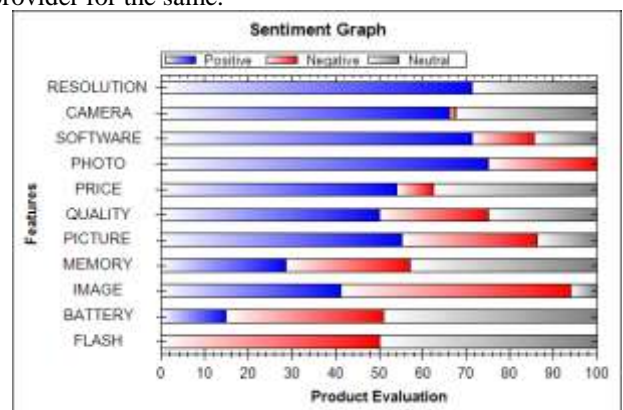


Figure 3. Sample Output Design

V. RESULT ANALYSIS

The proposed Aspect Extraction and Sentiment Analysis followed by labeling techniques are quite productive when we analyzed the results on diverse queries. Noun/Noun phrases i.e. product features were first extracted through well-known Parser Stanford¹ and then collected the recurrently occurred features. The precision and recall of the results is shown table 3. The Resultant graph is plotted based on collected co-ordinates from table 3.

Query Product	#Reviews	#Features	#Retrieved Features	#Correctly Identified Features	Recall	Precision
IPhone 6	51	77	61	53	0.77	0.86
IPod	37	44	35	29	0.78	0.81
Pen-drive	44	58	43	37	0.77	0.78
Scanner	32	48	34	27	0.75	0.74

Table 3. Feature Extraction Results

Query Product	#Reviews	#Sentences	#Correctly Identified Sentences	#Correctly Labeled Sentences	Recall	Precision
iPhone 6	53	433	365	353	0.83	0.87
iPod	36	232	195	176	0.79	0.82
Pen-drive	46	269	207	189	0.77	0.78
Scanner	33	213	159	117	0.74	0.77

Table 4. Sentiment Labeling Results

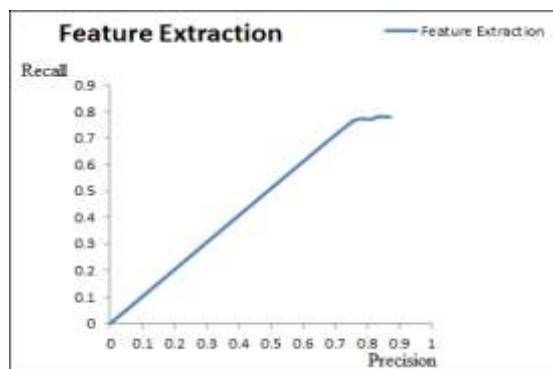


Figure 4. Recall vs. Precision for Feature Extraction

Going ahead we studied the results of sentiment analysis followed by their labeling with respected to sentences extracted from given review of free form. Total 926 out of 1150 sentences were taken as test data input for the proposed Naïve Bayes classifier and the accuracy in terms of precision is calculated. We found around 80% accuracy of it, which is effective in aspect ranking area if compared with similar ones. Table 4 shows precision and recall calculated, and figure 5 shows the resulting graph of Recall vs. Precision.

Also the resulting graphs were analyzed to see the viability of the frameworks. As the ideal framework diagonally follows the Recall vs. Precision graph, we thought about the lines which intersect the points on the graph with the diagonal and the subsequent lines. The assumption naming continues in directly proportion while the component extraction takes after the diagonal up to 0.8 and then proceeds horizontally.

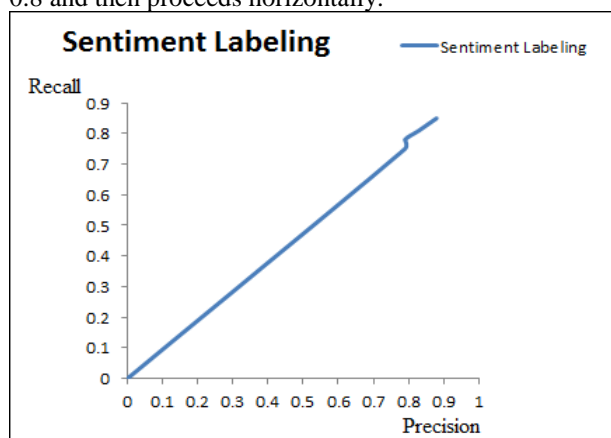


Figure 5. Recall vs Precision for Labeling of Sentiments

1. <http://nlp.stanford.edu/software/lex-parser.shtml>

VI. CONCLUSION

Keeping in mind the end goal to conclude up the suggested product feature ordering framework by its rank, we crawled product reviews from online shopping discussion sites like Amazon.com, CNet.com and so on. This corpus is accessible in response to request for future research on aspect ranking and related subjects cum topics. This ranking of features is beneficial to extensive variety of real-world applications. We explore its usefulness in two applications, i.e. document-level sentiment classification that aims to focus on review record as expressing a positive or negative opinion, and extractive review summarization which intends to summarize customers reviews by selecting only those sentences that are informative. We directed different experiments in this regard to assess the viability of feature ranking in these two applications and achieve noteworthy performance improvements.

ACKNOWLEDGMENT

I express many thanks to Dr. Deshmukh P. K., Prof. Dhainje P.B., and Department Staff for their great support; leading me to accomplish this fine work. They were great source of encouragement and support. And last but not least my friends and family who supported me by all means towards this success.

REFERENCES

- [1] Zheng-Jun Zha, Member, IEEE, Jianxing Yu, Jinhui Tang, Member, IEEE, Meng Wang, Member, IEEE, And Tat-Seng Chua, "Product Aspect Ranking And Its Applications", IEEE Transactions On Knowledge And Data Engineering, Vol. 26, No. 5, May 2014
- [2] A. Ghose and P. G. Ipeirotis, "Estimating the helpfulness and economic impact of product reviews: Mining text and reviewer characteristics," IEEE Trans. Knowl. Data Eng., vol. 23, no. 10, pp. 1498–1512. Sept. 2010.
- [3] Ayesha Rashid, Naveed Anwer, Dr. Muddaser Iqbal, Dr. Muhammad Sher, "A Survey Paper: Areas, Techniques and Challenges of Opinion Mining", IJCSI International Journal of Computer Science Issues, Vol. 10, Issue 6, No 2, November 2013
- [4] Neha S. Joshi, Suhasini A. Itkat, "A Survey on Feature Level Sentiment Analysis", (IJCSIT)
- [5] M.Govindarajan, Romina M, "A Survey of Classification Methods and Applications for Sentiment Analysis ", The International Journal Of Engineering And Science (IJES) ||Volume||2 ||Issue|| 12||Pages|| 11-15||2013|| ISSN(e): 2319 – 1813 ISSN(p): 2319 – 1805.
- [6] Bo Pang and Lillian Lee, "Opinion Mining and Sentiment Analysis."
- [7] Bing Xiang, Liang Zhou, "Improving Twitter Sentiment Analysis with Topic-Based Mixture Modeling and Semi-Supervised Training", Proceedings of the 52nd Annual Meeting of the Association for Computational

-
- Linguistics (Short Papers), pages 434–439, Baltimore, Maryland, USA, June 23-25 2014.
- [8] M Fan, G WU “Opinion Summarization of Customer comments” International conference on Applied Physics and Industrial Engineering in 2012.
- [9] N, Anwer and A, Rashid “Feature Based Opinion Mining of Online Free Format Customer Reviews Using Frequency Distribution and Bayesian Statistics” Networked Computing and Advanced Information Management (NCM), 2010 Sixth International Conference on 16-18 Aug. 2010.
- [10] N. M. Shelke, S. Deshpande and V. Thakre “Survey of Techniques for Opinion Mining” International Journal of Computer Applications (0975 – 8887) Volume 57–No.13, November 2012.
- [11] Sowmya Kamath S, Anusha Bagalkotkar, Ashesh Khandelwal, Shivam Pandey, Kumari Poornima,” Sentiment Analysis Based Approaches for Understanding User Context in Web Content”, 978- 0-7695-4958-3/13, 2013 IEEE.
- [12] MC Wu, YF Lo and SH Hsu, “A fuzzy CBR technique for generating product ideas” Expert Systems with Applications, 34 (1), pg. 530-540 January 2008.
- [13] Turney, Peter D. 2002. Thumbs Up or Thumbs Down? Semantic Orientation Applied to Unsupervised, Classification of Reviews. Proceedings of the 40th Annual Meeting of the Association for Computational Linguistics (ACL'02), Philadelphia, Pennsylvania, USA, July 8-10, 2002. Pp 417-424. NRC 44946.
- [14] Keisuke Mizumoto, Hidekazu Yanagimoto and Michifumi Yoshioka, “Sentiment Analysis of Stock Market News with Semi-supervised Learning”, IEEE Computer Society, IEEE/ACIS 11th International Conference on Computer and Information Science, p.325-328, 2012.
- [15] Kim S, Hovy E. Determining the sentiment of opinions. In: Proceedings of international conference on Computational Linguistics (COLING'04); 2004.
- [16] Segaran, T. (2007), Programming Collective Intelligence. Sebastopol: O'Reilly Media, Inc.
- [17] Dave K., Lawrence, S. & Pennock, D.M. (2003), “Mining the Peanut Gallery: Opinion Extraction and Semantic Classification of Product Reviews”. In Proceedings of the 12th International Conference on World Wide Web, p. 519- 528.