

# Implementation of Event Planner

Vinay Mishra<sup>1</sup>, Madhuri Dubey<sup>2</sup>

Priya Banerjee<sup>3</sup>, Pooja Wankhede<sup>4</sup>, Pallavi Raipure<sup>5</sup>, Ajvita Jumale<sup>6</sup>

<sup>1,3,4,5,6</sup>B.E. Final Year, Department of IT, S.B. Jain Institute of Technology, Management and Research, Nagpur.

<sup>2</sup>Assistant Professor, Department of Information Technology and Engineering, S.B. Jain Institute of Technology, Management and Research, Nagpur.

**Abstract:** The main idea of this project is used to maintain the Event information from the customer and organize the event and to send the information to the event managers having a different portfolio for organizing the events. The event planner will provide the detail of the customer to the event managers and then event managers will do bidding as per their conveniences. After that, the customer will choose the best planner which they will be suitable. If the customer is satisfied with the organization of the event manager then they can give reviews and rating as per their observations. The tools consist of web-based applications in which the data is to be filled by the customer who wants to organize a function or conferences, marriages etc. The data will be stored in the database. The back end tool consists of MySQL.

**KEYWORDS-**Customer, Event planner, MySQL, Bidding, Database.

\*\*\*\*\*

## I. INTRODUCTION

Nowadays people are so busy with their schedule that they don't have time for organizing any events personally. Even if people want to organize a function like marriages, conferences, etc. that time they find difficulty in organizing everything on time, like caterers, decorators, even they can't find the best place as per their requirement on time. Even it is impossible to get everything as per their cost. So they have to search for a planner to organize everything. So as a web application it will be more helpful to the customer for finding best event planner to organize their event. This, as a result, has made a change in human life style. One of technology that have impact on this lifestyle of computer. It make easy to search everything in one roof. Its minimize the stress of the customer as they can get everything in one planner as per their cost. The use of this web based application, it will help human to get all the information's in one application, one of which is in organizing the events. On the other side, the best way to communicate and solve their problem.

The main advantage is that customers can directly contact to the event planners. They just have to give the full details about the type of the event he or she wants to organize and can give the targeted budgets. For using this web application customers have to first register themselves with the basic information's. After that they have to provide the detail of the event like what type of the event wants to organize, budgets of the events, date and time for the events. They can specifies if anything they want to add in their events. Now for event manager they to also have to register themselves in this portal and then they can see the various

customers information related to the events. If it suits them they can do bidding for it. Then they have to wait until customers choose them. Customers can see the profile of the event planners and the previous organized event and then they can apply for it if its suits to them.

After the event has been done customers can give reviews to the event planner. The rating and reviews are to be shown to the planners as well as to the customers.

This will be helpful for the event planners to gain customers and can gain reputation in the market.

## II. LITERATURE SURVEY

Events Management System is very helpful for events. This application being as a platform to know the events, to apply for the events, Event organizer is an application under project management for managing festivals

Or social events like gathering, college's events, conferences etc. To understand use of this application consider the flow of actions happening, by this application user can register the students, after registering, user can login, after login, event details including name, contact, address, venue of the event, date, event conducting time, cost of events etc. After receiving SMS student can register through application.

We had saw different websites and found that some websites are either for an individual event management system or only giving tips.

Here are some of the websites we have seen:-

Website	Reviews
www.eventbussinessacademy.com	Creation, direction and planning of all kinds of event
www.pcmag.com	Monitors, servers workstations and network device for routine and non-routine event
www.eventpro.net	Booking system with a fiddly little catering add-on
www.event.com	It helps to view sample event websites created with event's
www.eventbrite.com	Their event plan software act as a virtual event manager

**1.www.eventbusinessacademia.com**

It helps to view sample event websites created with event's easy to used tool.Customized implementation pricing for event.

**2.www.pcmag.com**

It help us to monitoring the servers and various networking. And also Monitors, servers workstations and network device for routine and non-routine event.

**3.www.eventpro.net**

Software is based on what you organization needs in an event and venue management system. Eventpro software combines the functionality of several application and offers optional advanced modules for enhanced capabilities eventpro's flexibility allow you to customize the software to your organization requirement, which means there are varying price level

**4.www.eventpro.net**

Software is based on what you organization needs in an event and venue management system. Eventpro software combines the functionality of several application and offers optional advanced modules for enhanced capabilities eventpro's flexibility allow you to customize the software to your organization requirement, which means there are varying price level.

**5.www.eventbrite.com**

Their event plan software act as a virtual event management.

**III. PROPOSED WORK**

This web based application system can be implemented in hotels, clubs for booking events. The system can also be used as software to promote the entire booking places. The user gets all the resources at a single place instead of wondering round for these. This system is effective and saves time and cost of the user.

**A. Modules Description**

• **Admin Login: :**

Admin is a supervisor for event management system.In the Admin login form, the administrator has to enter the username and password to login into the event management system menu form. Admin perform a work like add vendors maintain the details of customer. According to rating if vendor's rating is not good then admin have right to remove vendor's. admin handled all the database of vendors and customers

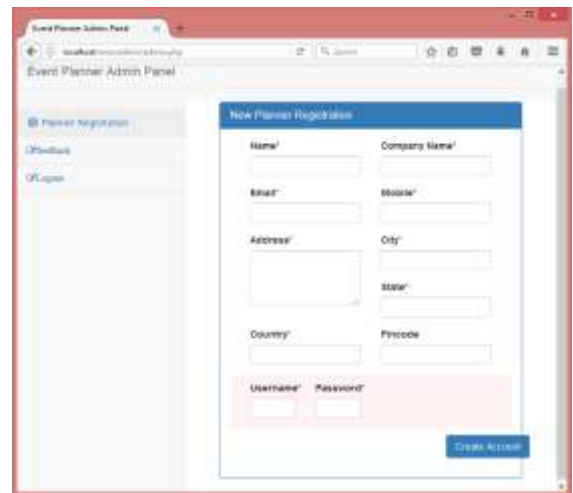


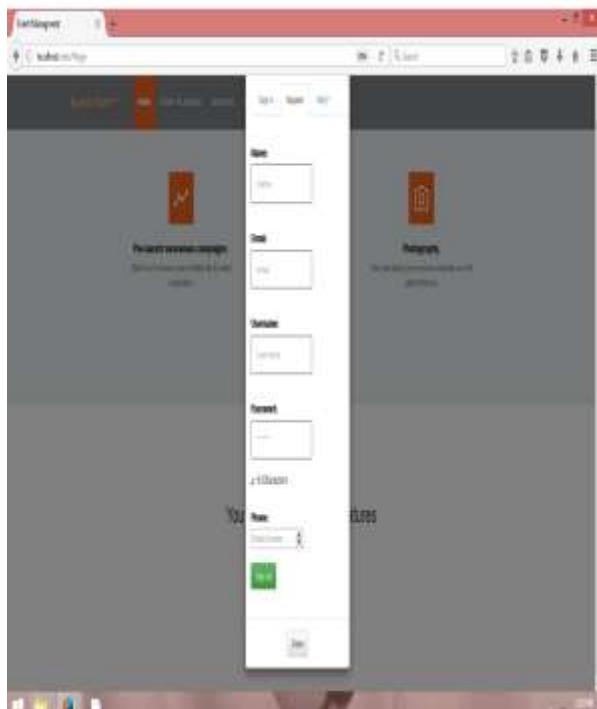
Fig. For Vendors Registration

• **Registration:**

This module allows one to register themselves to the site in order to establish a username and password for future logins. The registration page includes a name field, a username to be specified, to confirm and reconfirm the customer's chosen password,

specifying the gender, the customer's phone number, city of residence and profession. Vendors and users both have to register for event management system. There is a same form for both of them. Once a customer logs in he/she can then continue on to the other features offered by the system.

All the information which need in the registration form is stored in centralized database. All the record of customer and vendors also the records of event is handled by admin. Admin provide verification of email and contact for customers and vendors.



this requirement stored in database and show to the vendors and then vendors perform bidding on it.

Customer have to choose one vendor who's handled their event and vendor send them notification about booking event successfully and gives reviews about it.



This is the Screenshot which fill all the detail of the customer required.

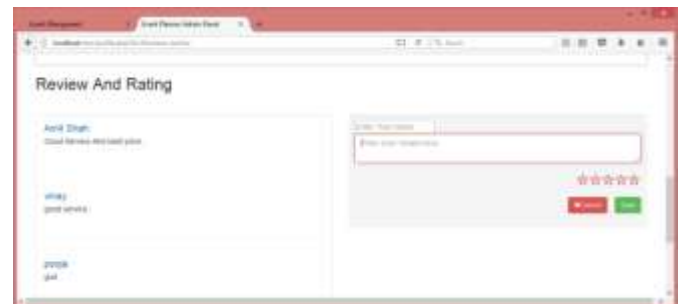


Fig. For the Customer's Reviews and Rating the Vendors

- **Check Availability:**

check availability is used by users to check availability of event and also book event. In the check availability module user check the availability of the halls and then book the hall for their event. Check availability also check availability of place and date.

- **Customer: :**

After login customer book for the event by feeling all the details regarding event like select event type, select budget, select location, select date and also services like catering, transportation, security photography, music, invitation card, decorators, etc. and any extra facility requirement which mentioned in the select planner webpage. All

- **Vendors:**

vendor login for viewing profile. Vendors view all the requirement of customers and then perform bidding on it after customer selecting particular vendor or book vendor have to organize the event. Vendor send email for confirmation of event. After completion of event vendors see the reviews and rating given by customer.

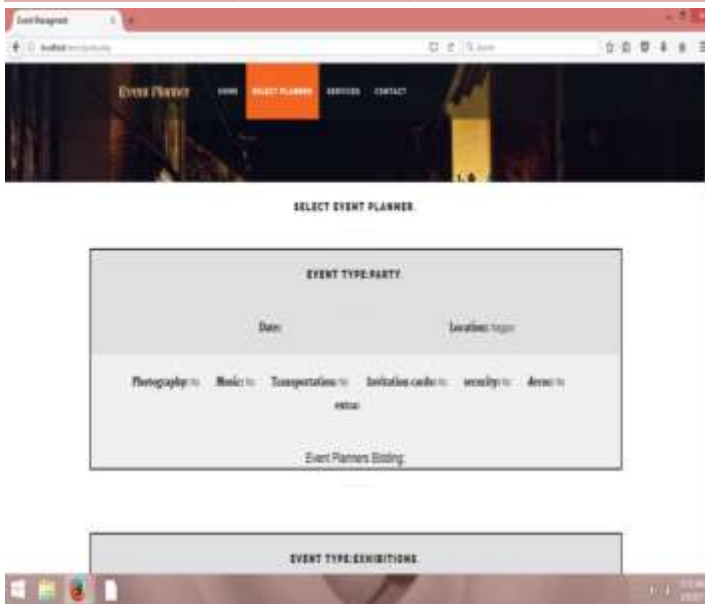


Fig. Detail of the events

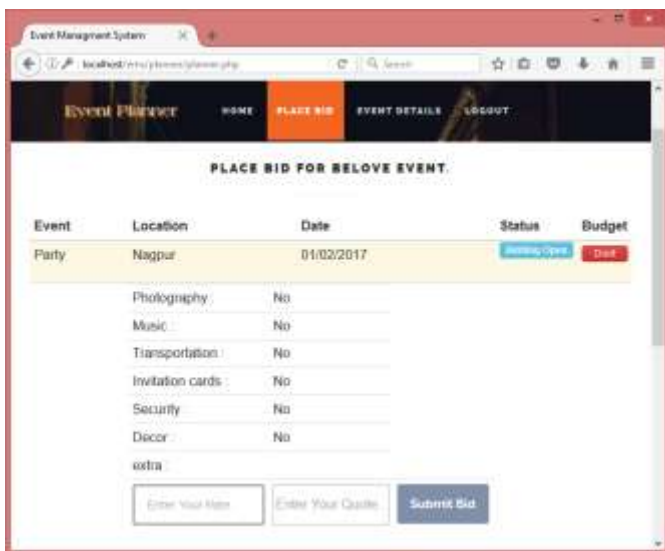


Fig. Placing the Biding for the events

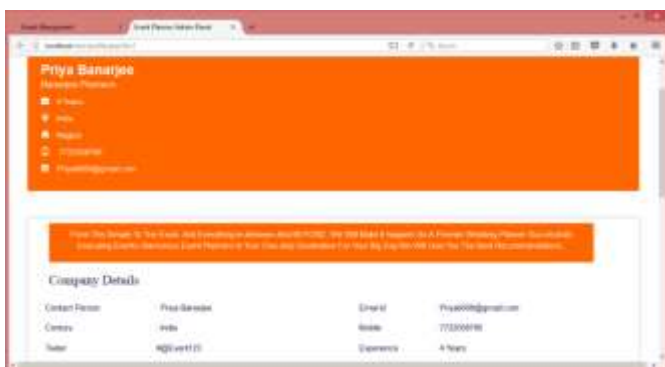
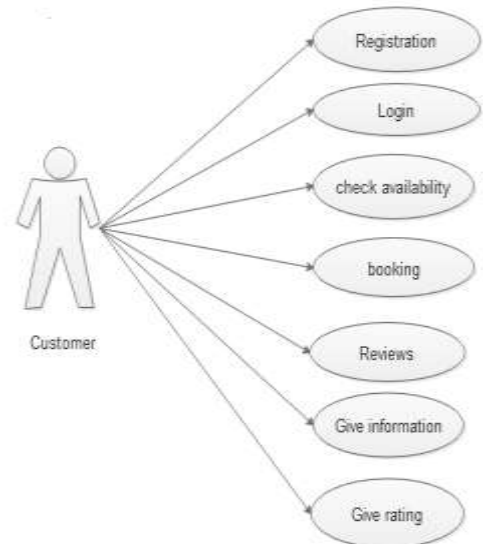


Fig. Vendors Details and Ratings

## IV.SYSTEM DESIGN:

### A. Usecase Diagram of the Customer:



This site allows one to register themselves to the site in order to establish a username and password for future logins. Once a customer logs in he/she can then continue on to the other features offered by the system. The registration page includes a name field, a username to be specified, to confirm and reconfirm the customer’s chosen password, specifying the gender, the customer’s phone number, city of residence and profession .Once customer registers, he/she is now allowed to log in. In the users and vendors registration form, the users and vendors has to enter the users and vendors name, address, email identification and the phone number. Customer can registered to this website by filling the registration form. Registration form contain name, email, username, password. then aftersuccessfully registration do login through username and password.

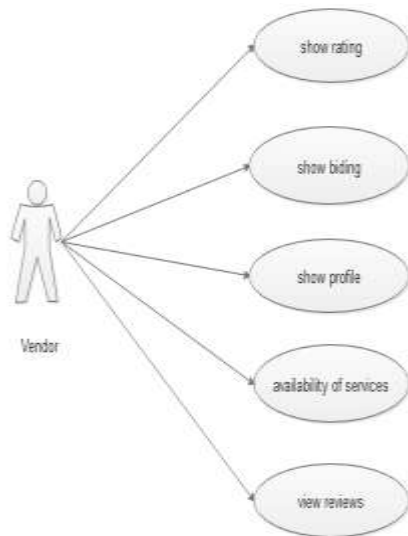
The registered customer can view his/her profile here. The profile includes the information that the customer provided during registration such as name, gender, phone number, resident city, username, profession and password. Once the customer views the profile, he/she can click on the back button to view the home page.

Customer can check availability of hall, booking ,show reviews of customer and showing the rating.

In the check availability, user check the availability of the halls and then book the hall for their event.

- Can check the availability.
- Can check the Place.
- Can check the available date

**A. USECASE OF VENDORS:**

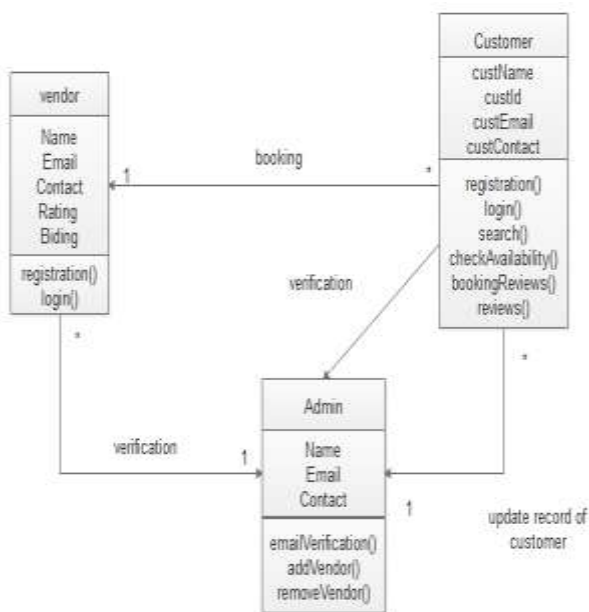


Customer can book the vendor.vendor can show rating, biding ,profile , availability of services and view reviews of customer.

Vendors register, login, view, insert, update, delete own profile, confirm booking of event for customer. In the users and vendors registration form, the users and vendors has to enter the users and vendors name, address, email identification and the phone number.

Vendors manage events, manage places, manage equipment, manage food, Send notification of event booking to customer.They can see the reviews provided by customer after organizing event successfully.

**B. CLASS DIAGRAM**



**Description:**

Admin view, updates, delete customer and vendor’s records. Admin view update booking record, verify email and messages, receipt mail. If any vendors rating will constantly not good then admin can remove vendor.

Vendors register, login, view own profile the profile contain vendor name, email, contact, rating, biding, insert, update, delete own profile, confirm booking of event for customer. Vendors send notification of event booking to customer. They can see the reviews provided by customer after organizing event successfully.

Customer doing own registration , login , search event ,view , update , delete own profile. Customer can check availability, booking reviews. The registered customer can view his/her profile here. The profile includes the information that the customer provided during registration such as name, gender, phone number, resident city,email, username, profession and password.Once the customer views the profile, he/she can click on the back button to view the home page.

**C. FLOWCHART**



**Description:**

In the flowchart, customer doing own registration , login , search event ,view , update , delete own profile, select event date and time, select event , select place, select

equipment, select food packages, book event, view confirmation mail , change password. Search is optional they can search event without login. After booking vendors provide notification like book successfully and then logout. websites provides all the details about budget of hall.

Vendors register, login, view, insert, update, delete own profile, confirm booking of event for customer. Vendors manage events, manage places, manage equipment, manage food, Send notification of event booking to customer. they can see the reviews provided by customer after organizing event successfully.

**V. TESTING AND IMPLEMENTATION:**

This part is related to the testing and evaluation of software and implementation of software application. This software is tested based on functionality and performance in the environment of testing at Study Program of Computer System in Diponegoro University.

**5.1 Testing of Registration Page For Customer:**

The first testing is to test the page of Customer’s on the system. Figure 5.1 shows the display of dashboard from the page of Customer’s Registration.

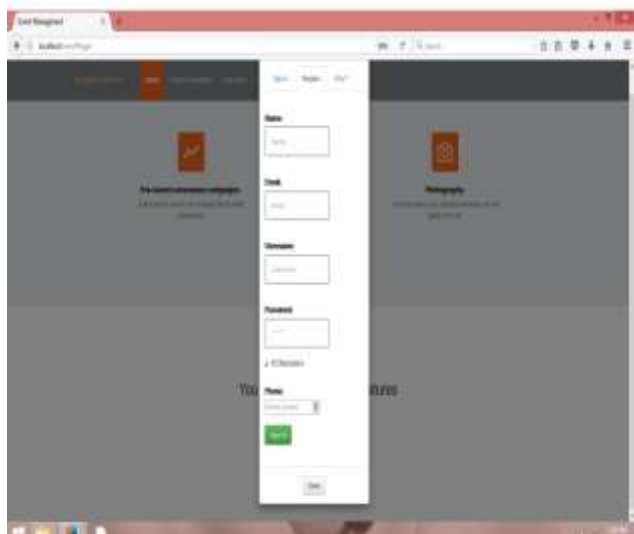


Fig.5.1 Registration Page For Customer

In this phase we test the registration of the customer should be properly and correctly into our database. The given Mail account ID is correct or Not.

And also perform Validation Testing on the Registration Form and the test Case Table shown in Table 5.1.a.

Registration Page	1. Enter Only Alphabets. The name is atleast 5 words. And also Verify the Mail ID.  Phone is Only in numeric.	Suitable
-------------------	---	----------

**Table 5.1.a. Validation testing on Registration form**

The test cases for Registration Form are:-

- Check the Email text field that has Email address without @ symbol.
- Check the Email text field that has random string instead of real email.
- Check the Email text field that has @ symbol written in words.
- Check the Email text field that has missing dot in the email address.
- Check the Email text field as “name@gmail”
- Check the Email text field as “@gmail”
- Check the Email text field as “name@gmail.com”
- Check the Email text field as “name@192.168.1.1.0”
- Check the Email text field as “name..@gmail.com”.
- The phone number is 10 digit .
- If required fields are not filled or wrong data is inserted then jotform triggers error after submission of the form.

**5.2. Testing of Login Page For Customer:**

Figure 5.2 shows the login page for the Customer’s that help than to use the faculties that we provided.

Test Component	Expected Results	Test Result
----------------	------------------	-------------



Fig.5.2 . Login page

In these phase customer’s can login and performs the Booking for the events.

The Testing validation testing is also providing onto and the table 5.2. a shows the testcases that applied on it.

Test Component	Expected Results	Test Result
Login Page	1. User and password are correct, so it is allowed to go the next page 2. User and password are incorrect so the message for the incorrectness will appear	Suitable

Table 5.2.a Functionality Testing

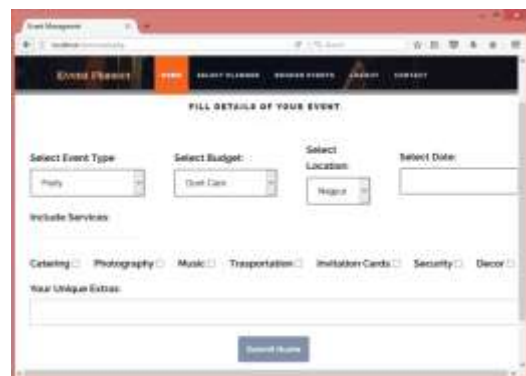
The test case for Login forms are:

1. Verify that the login screen is having option to enter username and password with submit button and option of forgot password
2. Verify that user is able to login with valid username and password
3. Verify that user is not able to login with invalid username and password
4. Verify that validation message gets displayed in case user leaves username or password field as blank
5. Verify that validation message is displayed in case user exceeds the character limit of the user name and password fields
6. Verify that there is reset button to clear the field's text

7. Verify if there is checkbox with label "remember password" in the login page
8. Verify that the password is in encrypted form when entered
9. Verify that there is limit on the total number of unsuccessful attempts
10. For security point of view, in case of in correct credentials user is displayed the message like "incorrect username or password" instead of exact message pointing at the field that is incorrect. As message like "incorrect username" will aid hacker in bruteforcing the fields one by one
11. Verify the timeout of the login session
12. Verify if the password can be copy-pasted or not
13. Verify that once logged in, clicking back button doesn't logout user
14. Verify if SQL Injection attacks works on login page
15. Verify if XSS vulnerability work on login page

### 5.3. BOOKING THE EVENTS:

In these page Customer can fill all the Details of the events that they want to organizes.



These phase for customer for selecting which type of event they organizes, They also select the budgets for thereevent , selection location that were they want the event and also select the date of the event.

They can also includes extra services that the Customer wont like Catering, Photography, Music, transportation, Invitation cards, Security and Décor and we also providing the faculties for adding any Unique services.

### 5.3. Blackbox Testing

The test of Black Box treats software as “Black Box” without any knowledge about the internal work and it only examines the fundamental aspects of the system. While during the test of black box, the tester must find out the architecture system and will not have any accesses to the

code of the sources [9]. Black-Box Testing tends to find out the following points:

1. Error or unavailable function
2. Interface errors
3. Errors on data structure and access of database
4. Performance errors
5. Error in initialization and termination

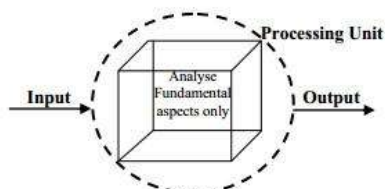


Figure 5.3 Black Box testing

Black Box testing is designed to answer the following questions:

1. How are these functions tested to be valid?
2. What kind of input that can be a good testing case material?
3. Is the system sensitive to certain inputs?
4. How can a group of data be isolated?

## VI. ADVANTAGE

- Reduce time for finding location
- User Friendly GUI
- This system is effective and provide best of the cost to user.
- Save Time In Communication
- Efficiently Manage Multiple Events

## VII. APPLICATION

- Can be used in to organizing events in school & colleges.
- Organizing Social Events. Etc.
- To the creation and development of large scale events such as festivals, conferences, ceremonies, formal parties, concerts or conventions.
- Event planning and which can include budgeting, scheduling, site selection, acquiring necessary permits, coordinating transport and parking.

- Its involves studying the brand, identifying the target audience, devising the event concept, and coordinating the technical aspects before actually launching the event.

## VIII. CONCLUSION

In this project, we made attempt to effectively introduce the concept of event management systems already existing in the society. We then explain the concept of online event management systems which are already present. We describe the proposed system and explain the features implemented by our proposed system. We also give a brief overview of the technologies used during the development of our proposed system. Finally, we illustrate the working of our proposed system in Section IV. This project can be further refined and extended by introducing new and more innovative features.

## ACKNOWLEDGEMENT

The authors sincerely thank Prof. MadhuriDubey for her Expert guidance and support throughout the work. The

Authors also thank college of Information Technology and Engineering and RTMNU University for the infrastructure and Support provided.

## REFERENCES

- [1] Cristian CIUREA, "Implementing an Encryption Algorithm inCollaborativeMulticashServicedesk Application", Open SourceScience Journal, Vol. 2, No. 3, 2010.
- [2] Fauzan Saeed, Mustafa Rashid, "Integrating Classical Encryptionwith Modern Technique", IJCSNS International Journal of ComputerScience and Network Security, VOL.10 No.5, May 2010
- [3] KullaprapaNavanugraha, PornanongPongpaibool, i. ChaleeVorakulpipat, NuttapongSanglerdsinlapachai, NutvadeeWongtosrad, SiwarukSiwamogsatham, "The Deployment ofthe Auto-ID System in a Conference", PICMET, IEEE, pp.1-7, 2010
- [4] L. McCathie and K. Michael, "Is it the End of Barcodes in Supply Chain Management?", Proceedings of the Collaborative ElectronicCommerce Technology and Research Conference LatAm, 2005
- [5] Lung-Chuang Wang, "Enhancing construction quality inspection andmanagementusing RFID technology", Journal Automation inConstruction, Elsevier, pp. 468-469, 2008
- [6] Paul M. Swamidass, "Bar Code Users and Their Performance", WhitePaper, UNOVA Inc., 1998
- [7] RoozbehDerakhshan, Maria E. Orlowska and Xue Li, "RFID DataManagement: Challenges and Opportunities", IEEE InternationalConference on RFID, 2007



- [8] Zebra Technologies, “It’s All In The Wrist: Improving Patient Safety With Barcode Wristbands”, White Paper, Zebra Technologies, 2013
- [9] Priya Banerjee, Vinay Mishra, Pooja Wankhede, Pallavi Raipure, Ajvita Jumale “Event Management System” IJTRD, Volume 3(6), ISSN: 2394-9333

**First Author** was born in Nagpur, India 20 May 1995. Graduated from undergraduate program of S B Jain Institute of Technology, Management And Research (State University of RTMNU) in 2017. The interest of research is in the field of software engineering and Websites Development.

**Second Author** currently working as Assistant Professor at S.B.Jain Institute of Technology, Management and research, Nagpur. The author had done her Master of technology in computer science Engineering from G.H.Raisoni college of Engineering Nagpur. and also Completed Bachelor of Engineering in Information Technology From RTM Nagpur University. She has Specialized in Software Engineering, Parallel Processing, Human Computer Interaction, etc.

**Third Author** was born in Nagpur, 28 September 1994. Graduated from undergraduate program of S B Jain institute Of Technology, Management And Research (State University of RTMNU) in 2017. The interest of research is in field of website development and coding.

**Fourth Author** was born in Nagpur, India 7 January 1996. Graduated from undergraduate program of S B Jain institute Of Technology, Management And Research (State University of RTMNU) in 2017. I am interested to doing work in IT organization. and also interested in php and android

**Fifth Author** was born in Sawli (Bu.), India 18 August 1995. Graduated from undergraduate program of S B Jain institute Of Technology, Management And Research (State University of RTMNU) in 2017. The interest is in making web and android based application.

**Sixth Author** was born in Nagpur, India on 12 June 1995. Graduated from undergraduate program of S B Jain Institute Of Technology, Management And Research (State University Of RTMNU) in 2017. I am interested in making web based application and website development.