

Emergency Data Activation

Mrs. Harshita Kunal Wankhede
Department of Computer Technology,
Shri Datta Meghe Polytechnic,
Nagpur, India
wankhede.harshita27@gmail.com

Mr. Sanjay P. Pande
Department of Computer Technology,
Shri Datta Meghe Polytechnic,
Nagpur, India
sanjaypande2001@yahoo.co.in

Mr. Manoj A. Jethwa
Department of Computer Technology,
Shri Datta Meghe Polytechnic,
Nagpur, India
majethwa@hotmail.com

Abstract— EDA (Emergency Data Activation) is an application which give emergency data(internet) to its users for their usage for this users have to performs certain procedure embedded in our application.

Keywords- telecommunication, EDA, MNC.

I. INTRODUCTION

At initial stage of our project, our main aim is provide data to our users later on we realize that for that we have set up our own towers and servers but at this stage it impossible for us invest such a huge amount of money.

Now this gave rise to the concept of Emergency Data Activation, this application will provide emergency data pack to their intended users.

For getting data pack users have to views certain video using their Wi-Fi connection, after viewing video they can claim for their data.

There are three parties involves in our project concept namely:-

1. Multinationals companies (for example Nike, Adidas).
2. Telecommunication companies(for example Airtel, Vodafone)
3. Users

Since MNC's has huge amount of money for advertisement so they can easily sponsor to the company who will advertise them.

II. OBJECTIVES OF THE PROJECT

- To provide emergency data (internet) to our application users by saving internet from their respective Wi-Fi connection.

- The sponsorship will help the telecommunication to upgrade their business and expand their connectivity.
- EDA will provide an opportunity for non-telecommunication companies to promote their products and increase their sales.
- Since we are directing our app users to the official website of telecommunication companies, with that they will we profited & through click per rupees will be earned by companies.
- EDA act as an intermediate between Non-telecommunication Company & Telecommunication Company.
- As EDA is a medium between the companies & as telecommunication company being highly sponsored the only thing the telecommunication companies will provide emergency data to our user

III. PROPOSED SYSTEM

EDA (Emergency Data Activation) is an application which give emergency data (internet) to its users for their usage for this users have to performs certain procedure embedded in our application. Our main aim of proposing this system into existence is to help its users when they are in extreme situation. At initial stage of our project development our main aim is to build a system that has never been built. EDA has got lots of appreciation because of its one and kind nature from various renowned personalities. When we think about top applications in

google play like instagram, facebook, whatsapp this application help their users to be socially connected. But on the other hand our application EDA is helping users to stay connected by providing them with emergency data when they are in need.

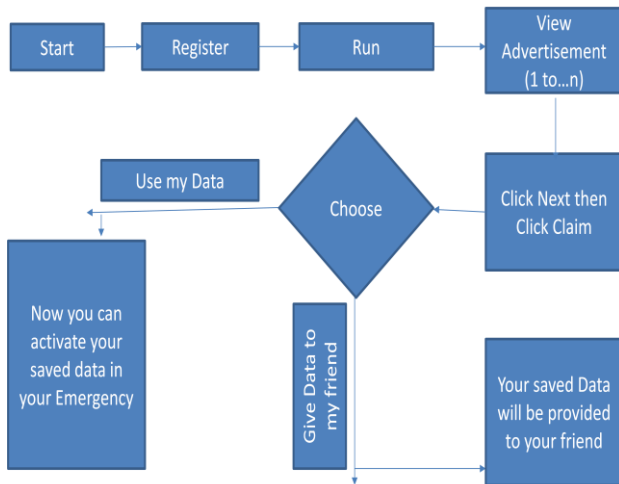


Figure1. Project Flow

Emergency Data Activation is a project that has not been initiated in the market till date. In our app we've a simple mechanism in which we can save data (internet) and use that data whenever we don't have internet connection.

Actual Mechanism Of Our Project:

To save anything digital we need information or data in binary form i.e. 0s & 1s and it is impossible to convert digital signal into binary form. So, we have created a chain here. In our application there are three parties involves :-

- a) Telecommunication Companies.
- b) Non-Telecommunication companies.
- c) EDA users.

EDA is only a mediator between Telecommunication companies and non-telecommunication companies. In which non-telecommunication companies will sponsor telecommunication companies in order to endorse their advertisements to the registered users of those companies using our application (EDA). Since telecommunication companies are sponsored by non-telecommunication companies they will be in the profit. So in return of serving profit to all the parties involves in the entire system work flow of our application we will ask telecommunication to give emergency data to the EDA users after performing task by users. As soon as any users registered in our application his/her Wi-Fi automatically

connects and data saving automatically begins that is users need not have to pay efforts of opening and connecting Wi-Fi.

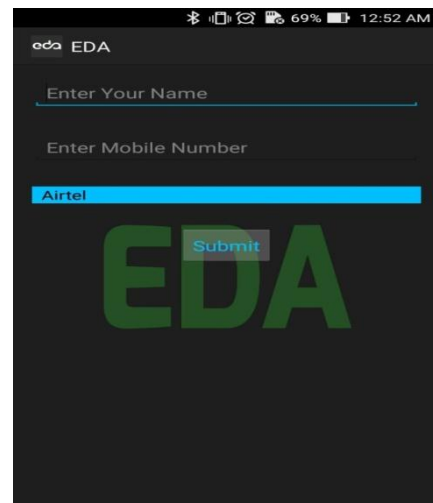
In our application we are providing one more facility of sharing saved data to the users of our application. Users can give there saved data to their friends or relatives whenever they are more need, for this facility sending users and receiving users should be from to same telecommunication companies(for example airtel to airtel).

At initial stage all this process of claiming the data and sharing data is in our application later on we have decided to put this process on telecommunication companies official website due to this telecommunication companies will get per click profit done by EDA users on their sites.

IV. PROCESS DESCRIPTION

STEP 1:- Start the application.

STEP 2:- Now the registration page will be appear, users has to fill the required details like Name, Mob number, their telecommunication company then click on submit button to register.



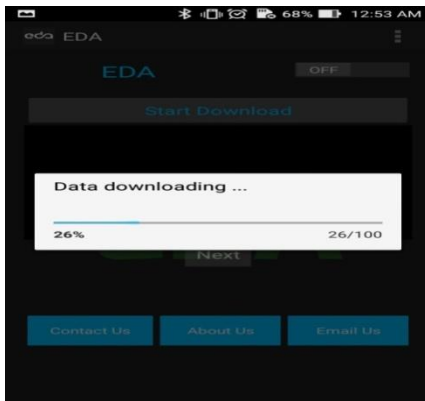
STEP 3:- Click On the next button, now the new page will be appear.

STEP 4:- ON the switch bar present on the top right corner to enable the Wi-Fi connection.

STEP 5:- Click on 'Start Download' button to process downloading.

STEP 6:- As our application contain 4 advertisement, therefore the Downloading process has been divided into four parts so, that after every 25% of completion of download users has to view one Advertisement.

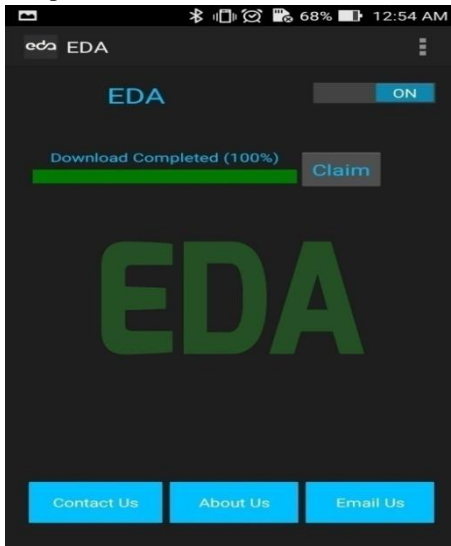
STEP 7:- Then after the 25% of download is complete, click on advertisement to play it.



STEP 8:- After the completion of Advertisement click on the next Button to move on to next page.

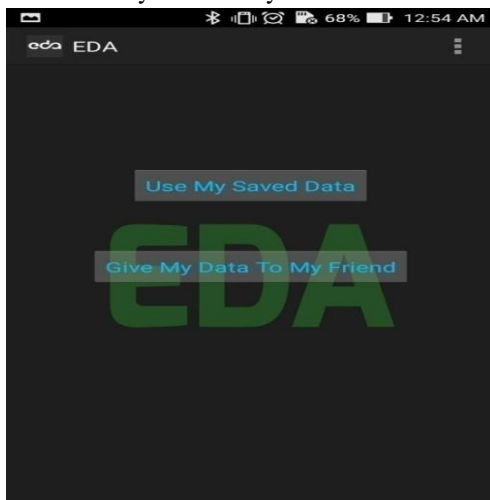
STEP 9:- Repeat the STEP 5 and STEP 7 for 3 time.

STEP 10:- Now as you see that downloading is completed 100% then click on CLAIM Button to process next step.



STEP 11:- There you will see the two options :

1. Use My Save Data
2. Give My Data to My Friend



STEP 12 :- To get Data to Yourself click on first option i.e. Use My Saved Data.

STEP 13:- Re-enter your Mobile Number for confirmation and

click on 'Use My Data' Button and in within few minutes users will receive a message.

STEP 14:- If the user wants to give the Data to their Friend the they have to select the 2nd option i.e. Give My Data To My Friend.

STEP 15 :- But there is one condition that User who is giving data and the person to whom he/she is giving their Tele-Communication Company must be Same.

STEP 16 :- Then here Enter the Mobile Number of your Friend an click on 'Give My Data to My Friend' button and one will receive a message for data activation.

V. FUTURE SCOPE AND APPLICATION

- Due to Digitalization the advertisement of various brand using our application will always increase. Thus, people will have wide range of choices for selecting their basic products.
- Though this application will bring competition among various Telecommunication companies, thus it will be beneficial for our users.
- After achieving our target the partnership between our application and telecommunication companies will not be continued and hence the our profit will be invested in our own towers & server implementation and we will provide at least 500 Megabytes of Data to our respected app users.
- Since, internet is the basic need of today's world & users are attached towards it. Because of which future of our application is widely enormous.

VI. CONCLUSION

The Project can be used by anyone for any application. We are going to give data packs (min 500MB) when we will set our own towers and servers. Since people can forget to watch television but don't forget to use their smart phones thus this will open platform for mobile advertisement using our application.

REFERENCES

- [1] www.thenewboston.com
- [2] www.developers.forum.in
- [3] www.androidtutorial.com
- [4] Android for Programmer by Harvey Deitel.
- [5] N. Kiukkonen, J. Blom, O. Dousse, D. Gatica-Perez, and J. Laurila. Towards rich mobile phone datasets: Lausanne data collection campaign. In Proc. Int. Conf. on Pervasive Services, Berlin, Jul. 2010.
- [6] P. Ross. Top 11 technologies of the decade. Spectrum, IEEE, 48(1):27–63, 2011.
- [7] A. Hars and S. Ou, "Working for free? Motivations of participating in open source projects," in System Sciences, 2001.

- Proceedings of the 34th Annual Hawaii International Conference on, 2001
- [8] A. N. Joinson, *Understanding the Psychology of Internet Behaviour: Virtual Worlds, Real Lives*, Palgrave Macmillan, 2002.
- [9] J. Piazza and J. M. Bering, "Evolutionary cyber-psychology: Applying an evolutionary framework to Internet behavior," *Computers in Human Behavior*, vol. 25, no. 6, pp. 1258-1269, 2009
- [10] E. Cho, S. A. Myers, J. Leskovec, "Friendship and mobility: User movement in location-based social networks", *Proc. 17th ACM SIGKDD Int. Conf. Knowl. Discovery Data Mining*, pp. 1082-1090, 2011.
- [11] Y. Zheng, L. Capra, O. Wolfson, H. Yang, "Urban computing", *ACM Trans. Intell. Syst. Technol.*, vol. 5, no. 3, pp. 1-55, Sep. 2014.
- [12] F. Calabrese, M. Colonna, P. Lovisolo, D. Parata, C. Ratti, "Real-time urban monitoring using cell phones: A case study in Rome", *IEEE Trans. Intell. Transp. Syst.*, vol. 12, no. 1, pp. 141-151, Mar. 2011.
- [13] N. Caceres, J. P. Wideberg, F. G. Benitez, "Deriving origin destination data from a mobile phone network", *Intell. Transp. Syst. IET*, vol. 1, no. 1, pp. 15-26, 2007.
- [14] V. D. Blondel, A. Decuyper, G. Krings, "A survey of results on mobile phone datasets analysis", *EPJ Data Sci.*, vol. 4, no. 1, 2015.
- [15] A. Smeaton, P. Over, and W. Kraaij. Evaluation campaigns and trecvid. In *Proceedings of the 8th ACM international workshop on Multimedia information retrieval*, pages 321–330. ACM, 2006.