

University of Memphis

University of Memphis Digital Commons

Electronic Theses and Dissertations

2021

UNDERGRADUATE STUDENT PERCEPTIONS OF THE QUALITIES OF EFFECTIVE ONLINE SOFTWARE INSTRUCTIONAL VIDEO

Chelsy Hooper

Follow this and additional works at: <https://digitalcommons.memphis.edu/etd>

Recommended Citation

Hooper, Chelsy, "UNDERGRADUATE STUDENT PERCEPTIONS OF THE QUALITIES OF EFFECTIVE ONLINE SOFTWARE INSTRUCTIONAL VIDEO" (2021). *Electronic Theses and Dissertations*. 2590.
<https://digitalcommons.memphis.edu/etd/2590>

This Dissertation is brought to you for free and open access by University of Memphis Digital Commons. It has been accepted for inclusion in Electronic Theses and Dissertations by an authorized administrator of University of Memphis Digital Commons. For more information, please contact khhgerty@memphis.edu.

UNDERGRADUATE STUDENT PERCEPTIONS OF THE QUALITIES OF
EFFECTIVE ONLINE SOFTWARE INSTRUCTIONAL VIDEO

by

Chelsy Hooper

A Dissertation

Submitted in Partial Fulfillment of the

Requirements for the Degree of

Doctor of Education

Major: Instruction and Curriculum Leadership

The University of Memphis

May 2021

Copyright© Chelsy Hooper
All rights reserved

ACKNOWLEDGEMENTS

I am grateful to the members of my committee and to my family and friends for their ongoing support.

ABSTRACT

Undergraduate university students experience a knowledge gap when required to use unfamiliar software applications without the benefit of direct instruction. As a solution, students often turn to online support, particularly video, but little is known about students' perceptions of the effectiveness of support videos. As libraries are a principle resource on campus where students can seek additional academic help, library staff can benefit from a study of student perceptions of the effective qualities of online instructional support video for software knowledge development. Understanding student perceptions can increase the effectiveness of library staff instructional video and improve the knowledge gap of undergraduate students. This study employed the theoretical framework of Mayer's Cognitive Theory of Multimedia Learning (2001) to explore the perceptions of undergraduate students of the effectiveness of instructional videos. This basic qualitative study sought to gather information on undergraduate students' perceptions of the qualities of effective online software instructional videos through descriptive survey and semi-structured interviews with thematic analysis. Themes discovered revealed positive perceptions of video with a natural class setting and personalization as well as desires for previous experience with software, more interactivity and segmenting, and the development of skills perceived as useful for the future.

Keywords: student perceptions, cognitive load theory, cognitive theory of multimedia learning, online instructional video support, software video support qualities

TABLE OF CONTENTS

Chapter	Page
List of Tables	viii
List of Figures	ix
List of Abbreviations	x
1. Introduction	1
Statement of the Problem	2
Research Purpose	4
Theoretical Framework	6
Research Questions	7
Significance	8
Definitions of Terms	9
2. Review of the Literature	12
Introduction	12
Theoretical Context	13
Cognitive Load Theory	14
Cognitive Theory of Multimedia Learning	15
Suggestions for Practitioners	17
Advancements in Theory	19
CTML in Video	21
Cognitive Theory of Multimedia Learning Informs the Topic	22
Review of Multimedia Instruction Studies	24
Students Need Software Knowledge	25
Resources Are Limited	26
Limitations of Video	27
Benefits of Online Instructional Video	27
Student Perceptions of Online Learning	28
Student Perceptions Affect Student Success	29
Understanding Student Perceptions to Increase Student Success	32
Previous Studies Are Limited	32
Study and Design Tools Need Further Expansion	33
Additional Research to Add to Library Staff Knowledge	34
Summary/Solution	34
3. Methodology	36
Introduction	36
The Investigation Plan	36
Participants/Learner Characteristics	39
Setting/Context	43
Instructional Intervention	45

Instrumentation/Data Collection Methods	50
Descriptive Survey	50
Semi-Structured Interviews	55
Research Question Alignment	56
Researcher as Instrument	57
Data Collection/Procedures	60
Recruitment of Participants	60
Instructional Intervention Procedure	62
Data Collection	62
Data Analysis	67
Descriptive Coding	68
Thematic Coding	69
Limitations	73
Trustworthiness	74
4. Results	76
Introduction	76
Results	76
Participant Characteristics	76
Self-Reported Demographics of Participants	77
Descriptive Survey Results	78
Likert-Type Items	78
Open-Ended Items	80
Theme 1	84
Theme 2	85
Theme 3	86
Theme 4	86
Interviews	87
Theme 1: Positive Video Perceptions	90
Theme 2: Previous Knowledge of Software Is Desired	91
Theme 3: More Interactivity in Video Is Desired	92
Theme 4: Segmenting and Simplyfying Video Improves Learning	93
New Themes: Interviews	94
Theme 5: If Skills Are Perceived as Useful, Learning Improves	94
Theme 6: Learning From Video Requires Focus and Attention	95
Theme 7: Natural Class Setting and Personalization Improves Learning	95
Summary	98
5. Discussion and Conclusions	100
Introduction	100
Summary and Discussion of the Findings	100
Research Question 1	100
Interpretation of Findings for Research Question 1	100
Likert-Type Survey Item Findings	101
Open-Ended Survey Item Findings	102
Implications of Findings for Research Question 1	103

Research Question 2	106
Interpretation of Findings for Research Question 2	106
Implications of Findings for Research Question 2	110
Limitations	112
Suggestions to Improve Practice/Recommendations for Further Research	113
Conclusion	117
References	118
Appendix A	126
Appendix B	127
Appendix C	130
Appendix D	136
Appendix E	138
Appendix F	139
Appendix G	140
Appendix H	141

LIST OF TABLES

Table	Page
1. Learner Characteristics	42
2. Research Questions and Instructional Intervention Alignment	50
3. Descriptive Survey Questions	53
4. Research Questions and Instrument Alignment	57
5. Individual Interview Items Description and Correspondence with Research Questions	65
6. Research Questions, Data Sources, and Analysis Alignment	72
7. Descriptive Survey Participant Demographics	77
8. Likert-Type Item Responses Descriptive Statistics	79
9. Open-Ended Question Item Responses	81
10. Interview Participant Demographics	88

LIST OF FIGURES

Figure	Page
1. Screenshot of Instructional Video with Software Installation Directions	47
2. Screenshot of Instructional Video with Demonstration Outline	48
3. Screenshot of Instructional Video with Demonstration of Combine Files	48
4. Qualtrics Word Cloud Visualization Example	84
5. Screenshot of Recorded Zoom Interview	89

LIST OF ABBREVIATIONS

Abbreviation	Page
Cognitive Load Theory (CLT)	14
Cognitive Theory of Multimedia Learning (CTML)	15
Document Cloud (DC)	37
Extraneous Load (EL)	51
Germane Load (GL)	51
Information Processing Theory (IPT)	14
Intrinsic Load (IL)	51
Learning Management System (LMS)	28
Perceived Mental Effort (PME)	51
Portable Document Format (PDF)	37

CHAPTER ONE: INTRODUCTION

Undergraduate university students are expected to use software for course assignments but are not taught how to use the software (Dahlstrom & Bischel, 2014; Klomsri & Tedre, 2016). Lack of software knowledge can result in poorly developed assignments that result in poor grades, and grades can be more reflective of software knowledge rather than content knowledge (Alexander et al., 2016; Tang & Chaw, 2016). University students need assistance in developing software knowledge to be effective learners (Tang & Chaw, 2016).

As university libraries are primarily responsible on most campuses for assistance with information literacy skills, including software knowledge (Alexander et al., 2016), campus libraries are a principal resource where students can receive this assistance. Libraries assist with the implementation of information literacy across disciplines, including software knowledge (Alexander et al., 2016). Yuen et al. (2018, p. 95) define software knowledge as “the awareness, attitude and ability of individuals to appropriately use digital tools and facilities to identify, access, manage, integrate, evaluate, analyse and synthesize digital resources, construct new knowledge, create media expressions, and communicate with others.”

With the rise in student use of smartphones and tablets, libraries are developing library support materials for information research support using video sharing platforms (Bomhold, 2014) but little is known about the qualities of the videos that students find to be effective. Additionally, the focus of these videos is on student research skills rather than software skills (Bomhold, 2014). Little research investigates library-staff created instructional video on software topics and student perceptions of its effectiveness in helping students learn software, despite a digital skills knowledge gap present on many campuses (Alexander et al., 2016) and a need to include digital skills in literacy practices at the university level (Guzmán-Simón et al., 2017).

Effective video tutorials can empower students to incorporate software use into their assignments. Incorporating Cognitive Theory of Multimedia Learning (CTML; Mayer, 2001) when designing videos can help library staff develop more effective videos. Researching student perceptions of the qualities of instructional video that students find effective can increase the likelihood that students will use library staff created supplemental online instructional videos, as student perceptions of technology affect usage (Sligar et al., 2017). Understanding student perceptions of instructional video is important, as it impacts the delivery of library staff instruction. Increased usage of online instructional support due to positive student perceptions of effective qualities of online instructional software videos can address knowledge gaps of students.

Statement of the Problem

Undergraduate university students often experience a software knowledge gap in applying computer-based, online, and mobile software to their coursework (Dahlstrom & Bischel, 2014). The knowledge gap is a common occurrence on campuses, affecting large numbers of students (Klomsri & Tedre, 2016). Only 17% of adults report being confident in their ability to use digital tools in their learning (Alexander et al., 2016). As noted, this gap results in lower achievement and is a barrier to student success (Buzzetto-Hollywood et al., 2018). When large numbers of students need to be supported in technology learning, academic support staff need ways to approach the support of campus-wide software implementation.

Some libraries have offered support via instructional video crowdsourcing (Whitehill & Seltzer, 2016) but do not focus on software skills support, as it takes staff time to review and collect videos. Other universities offer subscription video tutorial services such as LinkedIn Learning to their students, but this is at a cost to the university (LinkedIn Corporation, 2020).

Student perceptions of library space usage (Cowgill et al., 2001; Khoo et al., 2016), library patron perceptions of library mobile web presence (Bomhold, 2014), and best practices in information literacy tutorial videos (Primary Research Group, Inc., 2016) have been studied, but there is little research on university students' perceptions of library staff created instructional video design to support the development of their software knowledge. This may be due to the lack of software and technology support from libraries in general, as libraries focus on information research support (Khoo et al., 2018). Students' perceptions of instruction delivery affects their performance as learners, so perceptions are an important factor in implementation of instructional video to inform practice (Miner & Stefaniak, 2018). Students' perceptions of online video influences student engagement with instructional content, affecting students' academic success (Hajhashmi et al., 2016). As students' perceptions of instructional technology solutions influences their level of engagement with the content (Staples et al., 2018), it is important to understand and apply this knowledge in the library setting to improve student success.

University students place an importance on instructional video for learning software (Galanek et al., 2018). As students often turn to online video, and video is a form of multimedia, including a multimedia learning theory when studying student perceptions of instructional support video qualities may illuminate additional areas of student perceptions, providing richer descriptions. A main idea of Cognitive Theory of Multimedia Learning is that, "people learn better from graphics with spoken words than from graphics with redundant spoken and printed words" (Dousay, 2016, p. 1257). Studies involving Cognitive Theory of Multimedia Learning have been applied to specific courses and adult learner training scenarios, but more research is needed on the integration of the theory to online learning support needs of a larger, more diverse group (Tang & Chaw, 2016; Yuen et al., 2018). Additionally, research is limited on the

implications for design using CTML principles for educational video when combining principles (Chen & Wu, 2015; Ibrahim, 2018) especially in the area of student perceptions of online software video instruction. Libraries and other academic entities supporting large numbers of students can use the findings of this study to more effectively meet the mobile, personalized needs of learners via online instructional video by being informed of student perceptions to improve the practical software knowledge of undergraduate students, addressing a software skills knowledge gap.

Research Purpose

The purpose of this basic qualitative study is to explore university undergraduate students' perceptions of library staff instructional video qualities to support the development of their software knowledge at a southeastern university in the United States. Perception is defined as the ways of experiencing reality through senses, allowing for discernment; perception affects opinion and judgement (Given, 2008). Studying perceptions are key to understanding experiences as a phenomenon (Merriam & Tidsell, 2016). Undergraduate students in this study will be undergraduate students currently enrolled in the southeastern university in the United States. Instructional video will be a researcher-created online instructional video on a software topic. Understanding students' experiences in the process of viewing online instructional video by studying their perceptions may inform library support video design, may improve the likelihood of students using online support videos (Miner & Stefaniak, 2018), and may increase student success (Mayer et al., 2020).

In this qualitative study, I sought to gather information on undergraduate students' perceptions of the qualities of instructional videos through a survey and semi-structured interviews. A recruitment letter and information letter (Appendix A, Appendix B) was included

in the call for participants. The survey (Appendix C) consisted of an information letter (Appendix B) followed by modified survey questions based on validated instruments used in similar studies as a Likert-type survey (Andrade et al., 2014; Chen & Wu, 2015), modified to include updated terminology in the field of multimedia learning and CTML principles, demographic questions, and open-ended survey questions. The use of a survey allowed me to view data through a lens of CTML by collecting responses on a validated scale and open-ended responses on a shared cognitive experience with a goal to uncover themes of instructional video perceptions. Leppink et al. (2013) developed and validated a Likert-type instrument based on an updated version of a combination of four commonly instruments in cognitive load research and CTML research. A main intent of the Leppink et al. (2013) ten-item questionnaire (Appendix C, Part 1) is to include the measurement of all types of cognitive load within one instrument to assess working memory self-reporting (Leppink et al., 2013), which fits the purpose of this study to gain rich descriptions of perceptions students have of software instructional video. The ten-item questionnaire has been used in research with students in the knowledge domain of statistics, but is not limited to any knowledge domain, just as the original instruments are not limited (Leppink et al., 2013). The ten items were slightly modified to inquire on online video software learning instead of statistics learning, which is an appropriate use of the instrument (Leppink et al., 2013). The same 11-point scale was used.

Open-ended survey questions requested that students reflect on the design of the instructional video, and questions related to multimedia design were developed considering CTML principles (Appendix C, Part 3; Mayer, 2014, Chapter 12). Utilizing open-ended questions gather richer descriptions from students through the lens of CTML and were expanded upon for the interview questions in semi-structured interviews. Semi-structured individual

interviews with undergraduate students allowed for deeper exploration of student perceptions of online instructional video for software learning support by identifying themes in students' experiences. Interview questions (Appendix D) were expanded upon from the open-ended questions from the survey and additional interview questions were developed from the research questions. By understanding students' perceptions of instructional video qualities, library staff and other educators can evaluate and design more effective instructional videos on learning software applications, addressing university students' knowledge gap. Non-identifiable demographic information (Appendix C, Part 2) was collected including gender, experience, software knowledge, and more to enhance understanding of the population sample's perceptions.

Theoretical Framework

The Cognitive Theory of Multimedia Learning is developed upon cognitive knowledge that humans process information through dual channels; visual/pictorial and auditory/verbal. These channels each have processing limits, and when humans learn actively, the brain is coordinating a series of cognitive processes (Mayer, 2001). Cognitive Load Theory states that when new information is introduced to working memory, the capacity of working memory is limited, and the duration of memory is very limited (Sweller et al., 2011). Cognitive Theory of Multimedia Learning expands upon the idea of Cognitive Load Theory as the amount of cognitive processing needed when viewing or engaging with multimedia. Cognitive load can occur when too much information is presented, reducing the ability to learn. When students view instructional videos on cognitive-heavy topics such as software skills development, cognitive load can occur. The effective qualities of a video created for instructional purposes is often based on the employment and consideration of Cognitive Theory of Multimedia Learning, "people learn better from graphics with spoken words than from graphics with redundant spoken and

printed words” (Dousay, 2016, p. 1257). When instructors or designers implement multimedia principles of CTML into the design of instruction, cognitive load is reduced, and the effectiveness of the instruction increases (Chen & Wu, 2014; Mayer & Moreno, 2003).

Explorations of perceived effectiveness and perceived mental effort incorporating Cognitive Load Theory and CTML have been used in studies of instruction and video to further understand perceptions and cognitive experiences (Andrade et al., 2014; Chen & Wu, 2015; Valenti, 2019). However, limited research implementing CTML exists for the study of student perceptions of instructional videos on software topics to support large numbers of students (Alexander et al., 2016; Ibrahim, 2012), and qualitative study is needed to understand how learners interpret cognitive items (Leppink et al., 2013). As such, this project will explore undergraduate students’ perceptions of effective software instructional video qualities by including cognitive load questionnaire items in a survey and multimedia principle open-ended questions from CTML in survey and interview questions. Multimedia principles of CTML (Mayer, 2014, Chapter 12) will be included in open-ended descriptive survey questions and in some of the semi-structured interview questions. Incorporating multimedia principles from CTML in the study of undergraduate students’ perceptions of instructional video will help to illuminate richer themes discovered in descriptive survey results and semi-structured interviews to inform practice and will meet the need for qualitative study in this area.

Research Questions

This study is centered around one primary research question and one sub question. The research questions were developed from the problem of practice experienced by the researcher in the setting and include the incorporation of the theoretical framework into the phenomenon of study.

Research Question 1. How do undergraduate university students describe the cognitive qualities of library staff created online instructional video for software knowledge development in a kinesiology research course?

Research Question 2. Considering Mayer's (2014, Chapter 12) multimedia principles of Cognitive Theory of Multimedia Learning, what qualities of the library staff created video do undergraduate students perceive as most effective for their software knowledge development?

Significance

The problem of a software knowledge gap for undergraduate students is widespread; university undergraduate students are often expected to use software to help them complete course assignments but often are not directly taught the software (Buzzetto-Hollywood et al., 2018; Dahlstrom & Bichel, 2014). University students' development in software skills is key to their future success (Gorghiu et al., 2018). When students are not provided with formal training opportunities, students learn through informal and less reliable methods such as accessing the internet. This dynamic results in students being unable to address gaps in knowledge and leads to difficulties in the development of students' academic literacy and digital competence (Guzmán-Simón et al., 2017). As studies on student perspectives show that student beliefs and perspectives are a significant influence on students' capabilities to learn digital skills (Guzmán-Simón et al., 2017; Sligar et al., 2017), this study adds to the body of knowledge on student perspectives by focusing on student perspectives of online instructional video on software topics. While studies have been completed on student perspectives of online learning (Cundell & Sheepy, 2018; Miner & Stefaniak, 2018; Razzak et al., 2020), little research exists on the student perspectives of online instructional video specifically for software knowledge, especially in the area of supporting large numbers of students.

The local setting of the problem of practice benefits from a study of student perceptions on qualities of effective online software instructional video by having a better understanding of what students perceive as effective instructional video. As we learn about what students believe are effective instructional videos for learning software skills, we can better guide informal learning for students, and we can create more formal learning strategies that align with student perspectives, thus increasing their likelihood of usage. Additional learning opportunities, formal and informal, are needed to support students in this area of knowledge gap. As university libraries are a main source of students' additional academic support (Khoo et al., 2016), university libraries can benefit from this study to implement formal and informal learning opportunities for students via online instructional video on software topics, aligned with student perspectives. Instructional video promotes student engagement and provides a way for students to connect to the content and apply their knowledge (Powers, 2020). As students are the largest population university libraries serve, many students can benefit. Additionally, other entities such as public libraries assisting large numbers of patrons in software knowledge development can benefit from this study, as its focus on undergraduate student perspectives can extend to adult learners.

Definitions of Terms

Cognitive Theory of Multimedia Learning. A theory based on assumptions that there are two separate channels (auditory and visual) for processing information; there is limited capacity of each channel; and learning is an active process of filtering, selecting, organizing, and integrating information (Mayer, 2001).

Cognitive Load. The used amount of working memory resources (Sweller et al., 2011).

Cognitive Load Theory. A theory suggesting that learning happens best when conditions are aligned with human cognitive architecture involving schemas (combinations of elements) as the cognitive structures that constitute the knowledge base of the individual (Sweller et al., 2011)

Extraneous Cognitive Load. The way information is presented to the learner, such as including unnecessary additional information or making the topic more complex than necessary (Sweller et al., 2011)

Information Processing Theory. A cognitive psychology theory stating that humans process information presented to them that they perceive or attend to in short-term memory, adding to schema for long-term storage when relevant or attended to (Atkinson & Shiffrin, 1968)

Intrinsic Cognitive Load. The effort associated with a certain topic; the level of difficulty in learning due to the nature of the topic being learned (Sweller et al., 2011)

Germane Cognitive Load. The effort the learner puts in to creating permanent knowledge or a schema, a conceptualization of an idea (Sweller et al., 2011)

Online Instructional Video. Multimedia instruction in the form of online video presenting words and pictures to foster learning (Mayer & Moreno, 2003).

Mobile Learners. Learners who have anytime, anywhere access to learning, enabled by device proliferation (Dahlstrom & Bichsel, 2014).

Multimedia Principle. Part of Cognitive Theory of Multimedia Learning; the idea that people learn better from words and images than from words alone (Mayer, 2001).

Multimedia Principles. Part of Cognitive Theory of Multimedia Learning; 12 principles to follow when designing multimedia qualities to reduce cognitive load (Mayer, 2014, Chapter 12).

Perceived Mental Effort. A measurement of cognitive load; perceived amount of effort in learning (Paas, 1992).

Perception. The ways of experiencing reality through senses, allowing for discernment; perception affects opinion and judgement (Given, 2008).

Software Knowledge Development. The acquisition of computer software skills in order to apply them (Alexander et al., 2016; Tang & Chaw, 2016,).

Working Memory. A cognitive system that has a limited capacity to hold information temporarily; short-term memory is a part of working memory (Sweller et al., 2011).

CHAPTER TWO: REVIEW OF THE LITERATURE

Introduction

University students need information literacy skills to succeed in their academic studies (Whitehill & Seltzer, 2016). Software skills are part of information literacy skills (Alexander et al., 2016). In many universities, undergraduate students are expected to use software to complete course assignments but are not directly taught how to use the software (Dahlstrom & Bischel, 2014; Klomsri & Tedre, 2016; Whitehill & Seltzer, 2016). Lack of software knowledge to complete assignments can result in lower academic performance (Alexander et al., 2016). In order to effectively complete course assignments, university students need assistance in developing knowledge of software (Tang & Chaw, 2016). University libraries are a main source of additional assistance on most campuses, especially in the area of information literacy. Information literacy can include software knowledge, but the assistance libraries provide in the area of software knowledge is inconsistent (Alexander et al., 2016). There is a need to provide additional software development skills in library literacy practices at the university level (Guzmán-Simón et al., 2017).

Libraries have supported university students with information literacy by creating and using online tutorial videos, but these often do not include software skills as specific topics, and thus need more ways to provide students with assistance in the area of software skills (Primary Research Group, Inc., 2016). Whitehill and Seltzer (2016) state some libraries have provided support using instructional video crowdsourcing, but they do not focus on support for software skills development. Students often rely on video for software learning (Galanek et al., 2018) but little is known about student perceptions of online instructional video for software skills development when large numbers of students need to be supported. Some higher education

institutions provide access to third party video training solutions such as LinkedIn Learning (LinkedIn Corporation, 2020), but as this is as a cost to the institution, student access to this type of solution varies as it is dependent on the institution's resources. Students' perceptions of online video affects their level of engagement with the instructional content, which affects their level of academic success (Hajhashmi et al., 2016). Knowledge of students' perceptions of instructional technology solutions in the form of online instructional video can assist library staff in implementing more effective online video to improve students' digital skills across campus.

As students often use online video for software learning, including a multimedia learning theory may reveal more detailed descriptions of student perceptions. In this review, the implications of known research of student perceptions and the qualities of effective video are examined. The theoretical framework of Cognitive Theory of Multimedia Learning is presented, defined, and discussed. Additional research is presented through the lens of Cognitive Theory of Multimedia Learning and Cognitive Load Theory to review what is known about the application of the theory. Studies involving instructional video and student perceptions of online learning are included as well as how the theory informs the topic of study. Review of the literature includes university students' use of video, their perceptions of online instructional video, and studies of how student perceptions affect usage and student success. A summary of the limitations of current research and support of the need for research in this area is also presented.

Theoretical Context

As Cognitive Theory of Multimedia Learning (Mayer, 2014) draws from Cognitive Load Theory (Sweller et al., 2011), history and key assumptions of each theory are presented as well as how the theories relate, how advancements in the theories were achieved, followed by how the theories inform the topic of study.

Cognitive Load Theory

Cognitive Load Theory (CLT) began in the 1980's as a theory for instructional design based on known facts of human cognitive architecture. CLT received a major progression forward with the publication of an article by Sweller, van Merriënboer and Paas in 1998, after there had been sufficient time to collect data to conduct a thorough analysis of the role of CLT in the field of instructional design.

Information Processing Theory (Atkinson & Shiffrin, 1968) is a foundation for Cognitive Load Theory. Information Processing Theory (IPT) describes how humans process information. Our ability to attend to information is limited. When we attend to the information, it goes to short-term memory for processing. Also known as working memory, this too, is limited. As information is processed, it is determined to be irrelevant and discarded or relevant and assimilated. When assimilated it is stored in long-term memory via schema for retrieval at a later time (Atkinson & Shiffrin, 1968).

Building upon IPT, Cognitive Load Theory includes the idea that as new information is presented to working memory, the working memory's capacity is limited and in turn limits the duration of memory, affecting the learning process (Sweller et al., 2011). According to Cognitive Load Theory, there are three sources of cognitive load (the used amount of working memory resources): *intrinsic cognitive load*, which refers to the nature of the material, its difficulty level, and *extraneous cognitive load*, which refers to the way the instruction is designed, and *germane load*, which refers to the amount of work the learner puts into creating permanent knowledge, or schema (Sweller et al., 2011). When unnecessary demands are made of cognition, cognitive load increases and impairs learning (Sweller et al., 2019). Cognitive load can increase when one or more of the three types of cognitive load increases. For example, when the topic of learning is

complex by its nature such as learning how to calculate statistics, intrinsic load increases, resulting in increased demands on cognition. This can lead to reduced learning, as working memory is at a higher capacity. If the instruction delivery of the content adds extraneous load by being unclear or difficult to navigate, extraneous load increases and can lead to reduced learning, as working memory resources are being used to make sense of the new information rather than only focusing on understanding (intrinsic load) and relating the new information (germane load). When learning tasks are designed, the designers work to reduce extraneous load in order to allow resources for intrinsic and germane load (Sweller et al., 1998), as well as to optimize germane load when possible by relating new information presented to currently known information, as an example.

Cognitive Theory of Multimedia Learning

After Cognitive Load Theory (CLT) began in the 1980's, Richard Mayer (2001) developed the Cognitive Theory of Multimedia Learning (CTML), derived from CLT. Cognitive Theory of Multimedia Learning draws upon Cognitive Load Theory to include how much cognitive processing is involved when viewing or learning from multimedia. When working memory begins to be limited due to increases in cognitive processing, cognitive load can occur, resulting in a lower ability to create permanent knowledge, affecting learning. The Cognitive Theory of Multimedia Learning makes the assumption that humans process information through dual channels: visual/pictorial and auditory/verbal. These channels each have processing limits, and when humans are in the process of learning, the brain is coordinating a series of cognitive processes that affects the capacity of working memory (Mayer, 2001; Mayer, 2014).

Multimedia is presented to the learner through words and/ or pictures. Words could be read or heard, and channeled through the ears, eyes, or both, if words are written and spoken.

Pictures, however, are viewed and are channeled only through the eyes. The learner's brain then processes the data from these sources, organizes the information, and makes sense of it. The learner's brain can also integrate prior knowledge from long-term memory when organizing words and pictures into either a verbal or pictorial model. For example, if someone says the word "lightning", the learner may recall an image of a lightning strike from a storm they have seen before (Mayer, 2001).

Cognitive Theory of Multimedia Learning includes three assumptions: the dual-channel assumption, limited-capacity assumption, and active-processing assumption (Mayer, 2001; Mayer, 2014). The first assumption is the dual-channel assumption, which states that humans have two separate channels for processing information. Information presented to the eyes begins to be processed in the visual channel, while information presented to the ears begins to be processed in the auditory channel. After information begins to be processed, it can travel between channels, as in the case of printed words being converted to sounds by a learner.

The second assumption is the limited-capacity assumption, the idea that there is a limit to the amount of information that humans can process through each channel at a given time. A learner's working memory can only hold a few images at one time and is only a partial amount of what was presented (Mayer, 2001; Mayer, 2014). Cognitive Theory of Multimedia Learning (CTML) is built upon Cognitive Load Theory. Cognitive Load Theory is related to the assumptions of CTML as it states that when new information is introduced to working memory, the capacity of working memory is limited, and the duration of memory is very limited (Sweller et al., 2011).

The third assumption is the active-processing assumption. This is the idea that humans process information to create a mental representation of their interactions, such as organizing

incoming information, relating it to prior knowledge, and focusing (Mayer, 2001; Mayer, 2014). Active processing involves the production or attachment of new knowledge to schema (elements or chunks of information), which can result in increased cognitive processing, leading to cognitive load (Schilling, 2016).

Suggestions for Practitioners

Using design principles that take the assumptions of Cognitive Theory of Multimedia Learning and Cognitive Load Theory into consideration when creating instructional materials can reduce cognitive load and improve learning (Dousay, 2016; Mayer & Moreno, 2003).

Designers and practitioners can use multimedia principles and strategies to reduce cognitive load and increase learning. Selecting which principles to use may depend on the designer's access to create materials and the learning content (Mayer, 2014).

In a study conducted by Mayer and Moreno (2003), the authors presented ways to reduce cognitive load in multimedia learning that consider multimedia principles. These include off-loading (moving essential information from the visual channel to the auditory channel), segmenting (dividing content into smaller sections), pretraining (providing names and information of upcoming topics), weeding (removing extraneous material), signaling (providing cues for how to process information), aligning (placing printed text with corresponding graphics), removing redundancy (avoiding presenting same printed text as audio), synchronizing (presenting narration and corresponding graphics), and individualizing (checking that learners can retain mental representations). Implementing these methods resulted in better transfer, retention, and cognitive load in multiple studies conducted over a span of 12 years as well as contributed to the study of cognitive science (Mayer & Moreno, 2003).

As found in a study by Xie et al. (2017), reducing cognitive load by cueing (non-content information such as arrows and highlighting added in learning materials to direct learner's attention and to assist in their organization; also known as signaling) in multimedia learning resulted in retention and transfer of knowledge. The meta-analysis they conducted found that cueing had a positive effect on the reduction of total cognitive load and increased learning, as reported by participants via measurements of subjective cognitive load and retention and transfer tests. Practitioners can use these findings when designing learning and add cueing in multimedia materials to reduce cognitive load and increase learning.

Implementing design with Mayer's (2001) multimedia principles in mind when preparing power-point presentations can make presentations more engaging and effective (Mahajan et al., 2020). Recommendations include implementing multimedia principles when creating instructional materials in order to apply them in a practical way during the design of the materials rather than after the materials have already been created. Specific principles recommended include: the coherence principle (people learn better when extraneous words, pictures, and sounds are excluded), the signaling principle (people learn better when cues that highlight the organization of the essential material are included), the spatial contiguity principle (people learn better when corresponding words and images are close together), the temporal contiguity principle (people learn better when corresponding words and images are presented at the same time), the segmenting principle (people learn better when media is presented in user-paced segments) and the redundancy principle (people learn better from graphics and narration rather than graphics, narration, and on-screen text) (Mayer, 2001). Using these principles while developing instructional materials increases retention (Mahajan et al., 2020).

Ibrahim (2012) found that incorporating the design principles of signaling, segmenting, and weeding in educational video affected student's cognitive load and learning outcomes. Students who used the educational video designed with the principles of signaling, segmenting, and weeding as compared to the students who used the education video not designed with these principles reported lower difficulty and scored higher on retention and knowledge measures (Ibrahim, 2012). The design principle of signaling helped novice learners focus their attention on important sections of the topic. Segmenting, breaking the longer video into smaller units, helped students process the information by dividing the focus time. Weeding, reducing extraneous (unnecessary) information, helped students to focus on processing only the essential information needed for the learning topic.

Practitioners can implement design adhering to multimedia principles in a variety of multimedia types. Increasing familiarity of multimedia principles for designers results in better usage of the principles in practice and improved instructional materials and environments (Senz et al., 2019). Multimedia learning materials take many different forms, such as pictures, text, diagrams, charts, maps, and so on. With the increase of the use of multimedia in education over the past two decades, educational video has come to the forefront as a dynamic content delivery medium with the ability to present in multiple ways including still and moving images, animations, text, and audio (Cundell & Sheepy, 2018; Ibrahim, 2012).

Advancements in Theory

Since CLT began in the 1980's, additional theoretical work and empirical studies have added to the body of knowledge. Contributions to cognitive knowledge offered new concepts such as working memory resource depletion (decreased performance following extensive mental effort) which was incorporated into CLT (Sweller et al., 2019). Cognitive load effects, building

upon the original 3 types of cognitive load, were developed over the years as studies were carried out and completed to provide more precise descriptions of cognitive load (Sweller et al., 2019). Examples include the worked example effect, which provides an entire problem and solution for learners to study as a complete example within the topic to ease intrinsic and germane cognitive load (Sweller et al., 2019). Studies on the worked example effect led to additional effects such as the split-attention effect (relating to the spatial and temporal organization of information sources, which should be placed together to ease intrinsic load) and the modality effect (the assumption that working memory can be divided into two separate processes, auditory and visual) states Sweller et al. (2019). Following the development of these and additional effects studied in the early 1990's, Mayer identified 12 principles for designing multimedia to reduce cognitive load and increase learning which have been used as guidelines for designers of multimedia for many years (Mayer, 2001).

Other advancements include developing new subjective and objective measurements of cognitive load to help differentiate between the types of load. As CLT advanced, CTML reflected these advancements, employing many of the newer cognitive load effects such as the collective working memory effect which recommends replacing individual tasks with collaborative ones so more cognitive resources are available (Mayer, 2014) and including the development of the four-component instructional design (van Merriënboer & Kirschner, 2018) which considers compound effects (effects that change the characteristics of other, more simple cognitive load effects). An example of a compound effect is the compound self-management effect, which includes explicitly teaching the learner how to recognize when split-attention is present and manage one's own cognitive load (Sweller et al., 2019). CLT has many strengths which add to its viability, including being based in scientific knowledge of human cognitive

architecture, continually being developed as our knowledge increases, and having a significant amount of empirical data to support it (Sweller et al., 2019). This in turn strengthens CTML as advancements are reflected from the related CLT theory. Suggestions for future research include the exploration of self-management of cognitive load and cognitive load effects on self-regulated learning; cognitive studies are often experimental studies with randomized, controlled trials and include qualitative studies much less often (Sweller et al., 2019). Implementing qualitative studies in this area would provide thick descriptions of cognitive load effects. Including open-ended questions and semi-structured interviews allows for more richer data collection as themes can be uncovered, expanded upon, interrelated and used to form larger meaning to gain deeper understanding of experience.

CTML and Video

Implementing Cognitive Theory of Multimedia Learning when designing video improves the learning effectiveness, “People learn better from graphics with spoken words than from graphics with redundant spoken and printed words” (Dousay, 2016, p. 1257). In the study by Dousay (2016), results of a pretest and posttest found that learners reported higher interest in the information when the design principles of redundancy (using graphics with spoken words instead of with both spoken and written words) and modality (words are spoken instead of printed) were implemented in training modules, resulting in increased learning. A study conducted by Chen and Wu (2015) tested the perceived mental effort and learning performance of university class learners in online video lecture via three styles of video lecture: lecture capture, voice-over presentation, and Khan-style video lecture. Results indicated that while all three styles significantly promoted learning performance, the lecture capture and picture-in-picture types led to higher learner performance than the voice-over type, consistent with multimedia principles, in

particular the spatial and temporal contiguity principles (Chen & Wu, 2015). Also consistent with CTML, the preferred video styles contained elements to increase the ease of active processing by including the instructor's moving image while speaking. Including the instructor's moving image while speaking provides viewers with a view of the source of the audio rather than only audio with no corresponding image, which eases active processing (Mayer, 2014).

In a study conducted by Andrade et al. (2014), university students in the same course were presented three types of different multimedia content in three different groups; audio text and graphics, text and graphics, and video, audio, text, and graphics. Mixed results ensued, indicating the text and graphics group had lower perceived mental effort and lower cognitive load, but the multimedia format of the other two groups resulted in learners' positive attitude towards the course and towards learning more material in that multimedia format. The study concluded that when designing course materials, instructors should consider the various effects of different types of multimedia to include and employ Cognitive Theory of Multimedia Learning in course material design, depending on desired outcomes (Andrade et al., 2014). The results of positive attitudes within the mixed results suggest additional exploration of student perceptions of multimedia is needed. Study results such as these show the progression of Cognitive Theory of Multimedia Learning and indicate that the theory can be applied to newer forms of multimedia, including complex forms of video, to positively affect learning.

Cognitive Theory of Multimedia Learning Informs the Topic

Learning software skills is a cognitive-heavy topic, as it involves students understanding concepts pertinent to the software program such as the purpose of using the software, when to use specific software programs for certain tasks, and how to apply usage skills in their coursework. As students view instructional videos, cognitive load can occur, as the information

is presented in a multimedia format (Mayer, 2014). Additionally, the topic of software skills development requires higher cognitive processing as it is a complex learning topic. The degree of complexity can depend on the learner's previous experiences and specific software being learned. When multimedia principles of Cognitive Theory of Multimedia Learning are employed in the creation and design of instructional video, cognitive load decreases, and the learning effectiveness increases. Even when learners found the multimedia principle of segmentation annoying, the transfer of material improved (Doolittle et al., 2015). A study of instructional video in a self-directed asynchronous multimedia learning environment involved the use of segmenting: presenting the content in smaller sections, dividing the content among several shorter videos. Results indicated a positive outcome on recall and application of knowledge, regardless of the learner's attitude toward segmentation. Using multimedia effectively is crucial to student learning, particularly for introductory lecture courses, as designing courses using CTML improves learning (Andrade et al., 2014). In a mixed-method study to determine the effect of supporting course materials of varying multimedia formats in a food science course, multimedia course materials were designed using the Cognitive Theory of Multimedia Learning. Students' cognitive load was measured using perceived mental effort (PME) scores along with students' perceptions. Results indicate multimedia course materials designed using CTML resulted in better transfer of knowledge (Andrade et al., 2014). Study results such as these indicate that Mayer's theory (2014) applies to current forms of instructional video.

Limitations of the theory include that the majority of studies in the area of CTML include quantitative studies (Sweller et al., 2019). Qualitative studies in this area of study are needed for deeper understanding of cognitive processes (Leppink et al., 2013; Sweller et al., 2019). Self-

reporting is often used for measures of perceived effectiveness, implementation of which can vary in consistency depending on the participant (Mayer, 2014). CTML's inclusion of graphics can assume the learner has previous familiarity with iconic representative images when this is not always the case (Westelinck et al., 2004). CTML focuses on cognitive processes, which is one aspect of learning. Learning is also dependent upon affective processes such as motivation and interest (Dousay, 2016).

Incorporating multimedia principles and cognitive load considerations in the exploration of student perceptions of online instructional video for software skills development will inform the study of what students perceive as qualities of effective video. Cognitive load questionnaire items will be included in a Likert-type survey and open-ended questions and semi-structured interview questions incorporating multimedia principles (Mayer, 2014, Chapter 12) will be used to gather rich themes of student perceptions to inform practice.

Review of Multimedia Instruction Studies

Online instructional video is defined as multimedia instruction in the form of online video presenting words (via print or audio) and pictures to foster learning (Mayer & Moreno, 2003). Online instructional video is often used as a primary method of instruction delivery in formal and informal settings, but many questions remain regarding student perceptions and instructional video effectiveness. Specifically, questions include how best to design and develop video lessons that students perceive as effective for their learning, and how to better align learning materials and learning outcome measures (Ou et al., 2019). To address questions regarding student perceptions of online instructional video to determine the effectiveness of the video, evaluating library usage and student perceptions of library resources should be an ongoing effort on the part of library staff (Khoo et al., 2016). Reviewing previous studies can help inform

the current need for research in the area of student perceptions of effective online instructional video for software skills development.

Students Need Software Knowledge

A lack of information literacy skills, which include software skills, can be barriers to academic performance. In a mixed-methods study by Klomsi and Tedre (2016), information literacy skills of university students were measured via questionnaire. In this study, it was noted that while students and staff have internet access, the integration of software skills is limited, and more advanced topics are not covered in information literacy. As a result, students with lower information literacy skill scores were not as readily able to meet their academic needs. As stated in an NMC Horizon Project Strategic Brief (Alexander et al., 2016, p. 15), “Higher education institutions must play a crucial role in providing the tools and opportunities that ensure students know how to successfully deliver visual and digital communications that help them attain their goals.” University students are expected to use software to meet course assignment requirements, but they are not taught the software skills necessary for academic success.

In a study by Dahlstrom and Bichel (2014), undergraduates who completed a questionnaire on technology inclination and preparation stated that older undergraduate students felt more confident using software than younger undergraduate students, dispelling the myth that younger students who may use technology more will know more about implementing software more than older students. The study states 34% of undergraduates wish they had been better prepared to use software programs and applications (Dahlstrom & Bichel, 2014). Tang and Chaw (2016) found that students need help on how to use technology and software effectively for learning. University students were issued a questionnaire to determine the effectiveness of learning resources for student success. Results included the need for students to be digital and

information literate in order for online learning to be successful, and that when given resources for using educational technology tools, students were more successful in an online learning environment. Through self-reporting questionnaires, undergraduate students in a study by Guzmán-Simón et al. (2017) indicate a gap between their software skills knowledge and literacy learning opportunities offered by the library and the university, which can lead to difficulties in academic development. Additional development of software skills in library literacy practices at the university level is needed.

Resources Are Limited

The information literacy assistance that university libraries provide can include software knowledge, but assistance in this area is inconsistent. The Primary Research Group, Inc. (2016) found that many libraries have created and implemented online tutorial videos for information literacy, but they often do not include software skills as topics. Libraries need to develop more ways to provide students with academic assistance in the student development of software skills. Whitehill and Seltzer (2016) implemented a crowdsourcing approach as a way to meet the needs of large numbers of learners but did not focus on software topics.

Finding helpful instructional support videos can be a challenge for students. The need for descriptive titles and linking instructional videos to the point of need is necessary as videos are difficult to locate (Bowles-Terry et al., 2010). The Americans with Disabilities Act (ADA) compliance law requires the subtitling of video, so the creation of accessible instructional video content takes time and requires specialized technical resources (Louder et al., 2016). With a lack of library resources, students often turn to other sources such as YouTube for assistance. Alexander et al. (2016) report when undergraduate students need additional technology assistance, 71% most frequently search online resources such as Google or YouTube. The

commonly used video sharing platform YouTube reaches more individuals than any broadcast or cable TV network. With over 400 hours of video uploaded every minute, the average viewing session for 18-49 year-olds is more than 40 minutes (Brandwatch, 2018). Library staff can mitigate this less effective video assistance by creating or curating effective online instructional video according to student perceptions.

Limitations of Video

There are limitations and challenges of learning from video. Understanding student perceptions of video will help library staff address these limitations and challenges when developing and curating online instructional video for software skills development. Multimedia demands high cognitive processing of students, requiring learners to use their processing capacity to attend to and process material (Ibrahim, 2012). Video instruction also requires the learner to deal directly with essential content. The content in the video can be difficult and demanding of learners but necessary to include (Bhatti et al., 2017). Instructional videos can have a short shelf-life. Keeping instructional videos up to date as software updates occur, maintaining current cultural references to maintain learner's perceptions of the currency of the video, and meeting the ADA compliance requirements can be difficult, as video production is time-consuming and requires use of technical resources (Bowles-Terry et al., 2010).

Benefits of Online Instructional Video

There are benefits to online video and multimedia as a potential learning solution for library staff to employ with large numbers of students for software skills development. As video used for instructional purposes as an instructional process when students and instructor are not in the same place (Li & Liu, 2012), online multimedia offers freedom and control to the learner as they can pause and rewatch the instruction or learn at a distance. Video can include additional

communication such as body language and verbal tone to the learner as the instructor conveys a message. Learners can watch a video and acquire visual information quickly, making learning more convenient and efficient by accessing online video including graphics and words that learners can receive at the same time. Video can include other mediums of communication such as images, animations, audio, and printed text, allowing for a way for instructors to address multiple learning preferences (Valenti et al., 2019). Online video allows for anytime and personalized instruction; learners are more engaged when they have the ability to choose their learning topic of need and access it quickly, and online video is an accessible production tool for instructors (Yuen et al., 2018). Video can compress expertise into a condensed period of time and convey many points of view (Valenti et al., 2019). Many schools use a Learning Management System (LMS) to deliver content. Instructional video is often posted in the LMS online. Additionally, students often use video informally to learn additional skills and content (Dahlstrom & Bischel, 2014). College students place importance on video for learning software skills for completion of assignments (Galanek et al., 2018). Research on the learning effectiveness of video indicates that video can be a viable teaching resource to communicate content for university courses and identify supplementary videos and problem-solving videos depicting worked examples as effective when they allow for autonomous learning (Miner & Stefaniak, 2018).

Student Perceptions of Online Learning

Learners' perceptions of video can play a large part in the usefulness of the video, and learners' perceptions may vary. Students prefer blended learning environments to traditional classrooms and the ability to view and rewatch instruction may be one reason for this trend (Dahlstrom & Bischel, 2014). Students prefer video as a mode of online instruction, perceiving

instructional videos and other video formats such as presentation with narration and video recording of live classes are among the most helpful and preferred instructional activities (Bowles-Terry et al., 2010, Jayaratne & Moore, 2017). Students expect the online availability of instruction, and the technology infrastructure needed to support online instruction (Galanek et al., 2018; Tanner et al., 2009). The learning effectiveness of video can increase when it matches the students' learning style and perceived comfort level as well, and when it can be replayed (Aniroh et al., 2018). In the study by Aniroh et al. (2018), teachers of an English elective course used YouTube live to stream teaching content, and undergraduates taking the course completed questionnaires on communication effectiveness and learning effectiveness. Study results indicate the perceived communication effectiveness of YouTube live was positive (Aniroh et al., 2018). In a study by Staples et al. (2018), students' perceptions of technology and online learning had a significant effect on their academic success. A study of learners utilizing asynchronous video for language acquisition found the effectiveness of the learning relied more on the learners' perception of their language gain rather than scored recordings of the learners' speech (Young & West, 2016).

Student Perceptions Affect Student Success

When students perceive that they have online access and support, they rate their overall satisfaction in online learning as more positive (Cundell & Sheepy, 2018; Lee et al., 2011). When students take on responsibility for learning and are allowed choice in learning topics, their participation increases (Weiser et al., 2018). Providing video instruction may help individuals select learning segments and take more control of their learning trajectories. An implication of a study by Klomsi and Tedre (2016) was that students made low use of library resources due to perceived inconvenience and inaccessibility.

Positive student perceptions align with the implementation of multimedia principles. A study conducted by Chen and Wu (2015) tested the perceived mental effort and learning performance of university class learners in online video lecture via three styles of video lecture: lecture capture, voice-over presentation, and Khan-style video lecture. Results indicated that while all three styles significantly promoted learning performance, the lecture capture and picture-in-picture types led to higher learner performance than the voice-over type, consistent with multimedia principles (Chen & Wu, 2015) and aligned with positive student perceptions. Another study included several principles of multimedia learning while studying student perceptions (Stanković et al., 2018). Findings from this theoretical study state that studies of implementation of multimedia in teaching led to increased participation and increased student success, likely due to positive student perceptions. Student perceptions relate to instructional video designed using multimedia principles in a positive alignment.

As seen in a study conducted by Andrade et al. (2014), student perceptions contribute to student engagement with instructional content. In this study, university students in the same course were presented three different types of multimedia material course content distributed in three different groups; audio text and graphics, text and graphics, and video, audio, text, and graphics. Mixed results ensued, indicating the text and graphics group had lower perceived mental effort and lower cognitive load, but the multimedia format of the other two groups resulted in learners' expressed positive attitude towards the course and towards learning more material in that multimedia format. The study concluded that when designing course materials, instructors should consider the various effects of different types of multimedia to include and employ Cognitive Theory of Multimedia Learning in course material design (Andrade et al., 2014). As increased student engagement can lead to higher student success, understanding

student perceptions of online instructional video can lead to increased student success.

Additionally, there is reason to believe when students have positive experiences with video, their motivation and interest in the content increases. A study by Hajhashemi et al. (2016) involved student perceptions of the value of online videos in their blended learning coursework at a rural and remote university. They conducted semi-structured interviews to gather data and developed questions from the literature on online videos. Their findings stated that students preferred the integration of video into their coursework as it provides them with flexibility in when and where they access the videos and through multiple types of devices and locations. Students reported when having a positive experience with the video, their motivation to learn and interest in the topic increased. Students who report positive experiences with video also report increased knowledge satisfaction. Powers (2020), studied nursing students' perceptions of video instruction through a pre- and post-questionnaire on a high-fidelity video unfolding nurse-patient simulation. Student participants reported more favorable perceptions of the high-fidelity video than for prior nursing videos. This may have been due to the improved video providing additional embedded opportunities for the learner to engage with the content. Students reporting more favorable perceptions of the enhanced video also reported higher levels of satisfaction and self-confidence in the knowledge content contained in the video (Powers, 2020). In a study by Grossman and Simon (2020), university students in biology classes perceived video-based open education resources as positive learning experiences, increasing the likelihood that they pursue science disciplines of study. As student perceptions of online learning and video have an effect on student engagement with academic content, it is important to understand student perceptions of online software video tutorials.

Student usage of library resources affect student success, as seen in a study by Mayer et al. (2020) involving thematic analysis of semi-structured interviews of students using university library services. The results included a positive correlation between the use of library resources and student persistence. In the qualitative component of the study, students reported perceiving the library as contributing to their success through facilitating their scholarly work and the importance of the library providing resources for students to help them progress in their knowledge (Mayer et al., 2020). Because student perceptions impact the delivery of video instruction and student usage of library resources, it is important to understand university student perceptions of library staff online instructional video for software skills development.

Understanding Student Perceptions to Increase Student Success

Student perceptions of the value of video as external-to-class learning material also needs further exploration as a tool of effectiveness to increase student success (Long et al., 2016). A mixed-methods study on student perceptions of library services confirmed that library services are impactful to students but indicated that further study is needed to help identify ways to address more specific resources and learning services needs of students (Mayer et al., 2020). Student perceptions of online learning and video in specific coursework have been studied (Cundell & Sheepy, 2018; Grossman & Simon, 2020), but needs to be expanded to include the support of a large number of students in a variety of academic study areas across campus.

Previous Studies Are Limited

A dissertation written by Turso (2017) includes the study of modality as found within cognitive load theory with regards to narration rather than on-screen text as best supporting learners. The study is limited to engineering students who are already familiar with technical terms (Turso, 2017). A mixed-method study conducted determined the positive learning transfer

effect and attitudes of supporting course materials of varying multimedia formats in a food science course but was limited to that course (Andrade et al., 2014). Students currently majoring in digital animation were invited to participate in a study of how and why students use online video. These students were already very technically skilled due to their area of study (Yuen et al., 2018). Focus groups of participants' shared experiences discovered that digital animation students use online videos for ideas and inspiration and for mastery of skills, relying heavily on the Internet for instruction (Yuen et al., 2018). Previous studies have addressed specific online courses and online learning within the framework of university courses rather than addressing supplemental online learning for all university students in various areas of study across campus. Results of many studies include the study of student perceptions and the application of Cognitive Theory of Multimedia Learning; however, they are limited to specific types of student groups or adult learners with previous skills and do not address large numbers of undergraduate university students in various areas of study with no previous technical skills.

Study Design and Tools Need Further Expansion

Most studies conducted involving CTML and/or CLT are quantitative (Sweller et al., 2019) Further examination in the area of tools and measurements and the effectiveness of video will help advance the field, as implementation and study design limitations are present. Newer tools for measuring student perceptions of the effectiveness of video such as the ten-item measurement of IL, EL, and GL (Leppink et al., 2013) need to be explored. This tool, though validated, has not yet been implemented in a variety of learning topics. Additionally, there is a need for more qualitative study in this area, as the majority of studies completed to-date are quantitative. Leppink et al. (2013, p. 1069), state, "New studies should examine qualitatively how exactly learners *interpret* these items across a range of tasks." Expanding upon the use of

tools and measurements and implementing more qualitative studies will further our knowledge on how effective instructional support videos are, and will advance the field through additional data gathering and validity via implementation.

Additional Research to Add to Library Staff Knowledge

Currently, there is little research on how students perceive the effectiveness of video tutorials as library instructional support for software skills development. Tutorials are focused on library-related information-seeking assistance for patrons, and the focus of current video tutorials is on getting the information out as quickly as possible (Bowles-Terry et al., 2010; Whitehill & Seltzer, 2016). Using video as a primary instructional mode improves the digital skills of students by using a mode of communication they are already familiar with and currently use. Placing instructional videos where students expect to find them in an online environment viewed as a campus center for additional student academic support, will improve student access.

Summary/Solution

Studies involving student perceptions and Cognitive Theory of Multimedia Learning have been applied to specific courses and adult learner training scenarios, but little research is available on the application of the theory to online learning support needs of larger, more diverse groups. Advancements in theory have led to newer research tools, but the use of those tools needs to be expanded upon. Understanding student perceptions of online instructional video on software topics will add to the body of knowledge for library staff to support large numbers of students across campus.

Other studies have approached library space usage and student perceptions of library resources (Khoo et al., 2016), but have focused on information and research support rather than software skills development; further studies are needed to continue to meet student learning

needs (Mayer et al., 2020). While student perceptions of online learning in specific coursework have been examined, studies need to be expanded to support larger numbers of students in various academic settings across campus. As most studies involving CTML and CLT are quantitative, qualitative studies are needed to provide more in-depth perspectives of participants. The use of newer instruments should be expanded to advance knowledge in the field. Libraries and other academic support entities supporting large numbers of students can use the findings of this study to more effectively meet the mobile, personalized, digital skills development needs of learners.

Improving the digital skills of university students can help sustain their lifelong learning and help them to be academically successful (Anthonysamy et al., 2020). The findings detailed in this study may lead to additional research on the student perceptions of video. These results can then be applied to anyone creating support videos on a variety of software topics, or even applied to videos that were not intended to be support videos but have been found to have cognitive value.

CHAPTER THREE: METHODOLOGY

Introduction

Undergraduate university students are expected to use software in course assignments but often are not directly taught how to use the software (Dahlstrom & Bischel, 2014; Klomsri & Tedre, 2016). University students need assistance in this area, and campus libraries are a principal resource where students can receive extra academic help. As libraries are a principle resource on campus where students can seek additional assistance (Alexander et al., 2016), and usage of library assistance and student success is affected by student perceptions (Mayer et al., 2020; Miner & Stefaniak, 2018), library staff can benefit from understanding students' perceptions of the qualities of online instructional videos to provide improved software learning support.

The research questions are restated, followed by the method and design, limitations, participants, and setting descriptions. The research intervention, instrument, procedures, and data collection methods are articulated, followed by the analysis.

Research Question 1. How do undergraduate university students describe the cognitive qualities of library staff created online instructional video for software knowledge development in a kinesiology research course?

Research Question 2. Considering Mayer's (2014, Chapter 12) multimedia principles of Cognitive Theory of Multimedia Learning, what qualities of the library staff created video do undergraduate students perceive as most effective for their software knowledge development?

The Investigation Plan

I conducted a basic qualitative study to explore undergraduate students' perceptions of the qualities of library staff instructional video to support the development of their software

knowledge. I gathered information on undergraduate students' perceptions of the qualities of online software instructional video to explore their experience in the learning process through a descriptive survey and semi-structured interviews. A Likert-type survey item scale on cognitive load which is a validated survey instrument by Leppink et al. (2013), modified survey questions based on the instrument and open-ended survey questions based on the research questions were used. Interview questions were expanded upon from the open-ended survey questions to go more into depth, gaining richer description through additional questions developed from the research questions. Using purposeful sampling, the criteria for participants is currently enrolled undergraduate students at a southeastern university. A convenience sample of undergraduate students who are enrolled in two kinesiology classes at a southeastern university was used as they are part of the population of undergraduate students at the university level and due to the researcher's access. The online instructional video was created by library staff on the software topic of Adobe Acrobat DC (Document Cloud), a software program used to create and edit portable document format files (PDF) that the students will be using in their courses. The video, which was already part of their coursework, was provided to all participants for viewing and enabled a shared experience for study of student perceptions.

Basic qualitative research is important in many fields, particularly professional fields such as education and medicine, as it uses practical and sensible methods in order to inform best practices in response to a research question (Merriam, 2009; Savin-Baden & Howell, 2013). It is a research approach that involves understanding a phenomenon or process or perspectives (Savin-Baden & Howell, 2013). This type of research often involves sampling to gain numerous perspectives, and data collection often involves interviews, observations, documents, and similar ways of gathering descriptions of perspectives and processes from the participants (Savin-Baden

& Howell, 2013). Basic qualitative studies are a common type of study used in educational practice as the researcher seeks to understand the meaning of a phenomenon experienced by the participants and the meaning they have constructed (Merriam, 2009; Merriam & Tisdell, 2016).

As a basic qualitative approach is used for understanding a phenomenon, process, or perspective (Merriam & Tisdell, 2016; Savin-Baden & Howell, 2013), it is an appropriate fit to conduct research on the topic of undergraduate students' perceptions of library staff instructional video qualities to support the development of their software knowledge. Basic qualitative is the preferred method for this study as it facilitates understanding perspectives of a process.

Understanding the student perspective, the phenomenon of students' perceptions of video qualities, can be discovered through implementing a basic qualitative research approach since basic qualitative helps researchers understand people's experiences (Merriam & Tisdell, 2016).

Many features of basic qualitative research were addressed in this study. One feature of qualitative research includes the researcher as the primary collector of data, enabling multiple perceptions to be collected and analyzed (Merriam & Tisdell, 2016). As the researcher is also an instrument and is in contact with the participants, the researcher must employ ethical practices (Merriam & Tisdell, 2016). Another feature of qualitative studies is that the researcher should aim to study the process or phenomenon in a natural setting (Merriam & Tisdell, 2016). As undergraduate students in the setting are accustomed to online video, online response systems, and the use of videoconferencing in their courses, this study employed online tools they are already using in their LMS. Demographic information was collected to confirm this experience. Qualitative research often employs a theoretical framework and also requires researchers to choose a methodology, research approach and instrument(s) of measurement (Creswell & Guetterman, 2019). The study of people's experiences is the most commonly studied topic of

qualitative research and interviews are a common form of data collection (Merriam, 2009). Basic qualitative research findings are interpreted via recurring patterns discovered which show the data's characteristics (Merriam & Tisdell, 2016) so implementing thematic analysis will help me discover students' perspectives to show how their meaning is constructed. This research approach also provides efficient methods for determining best practices, enabling change to be affected more quickly to benefit students in multimedia learning, as basic qualitative uncovers and interprets meanings (Merriam & Tisdell, 2016).

Participants/ Learner Characteristics

Non-probability convenience sampling was used for the initial participants for the survey which is often implemented in basic qualitative research as it allows for selecting participants who have the experience that is the focus of the study and that the researcher has access to (Merriam, 2009). The goal in selecting initial participants was to include the main body of students that libraries support, which is undergraduate students. The criteria was currently enrolled undergraduate university students at a southeastern university in the United States. A convenience sample of undergraduate students enrolled in two kinesiology classes was used as this sample represents the population of undergraduate students at the university in the setting (Creswell & Creswell, 2018). The kinesiology classes were designated as distance courses and used an online learning management system with synchronous and asynchronous content and learning activities. Students enrolled in the kinesiology classes tend to be traditional undergraduate students in their fourth year of college, in a fairly even number of males and females. As students in their fourth year of college, they are likely to have many previous experiences with instructional video to draw upon when describing their shared experience of the Adobe Acrobat DC video. As undergraduate students, they are not exposed as often to online

instructional video on this type of software as Adobe Acrobat DC is an advanced productivity software tool. As they are students enrolled in a kinesiology research course, they can also benefit from having an opportunity to participate in research. To ensure the gathering of pertinent participant data, demographic questions collected information about participants' familiarity of the software topic of the instructional video (Creswell & Creswell, 2018). The researcher selected a software topic for the video that the participants were not likely to be familiar with, given their status as undergraduate student, but that would be pertinent and applicable to their area of study. As seniors, these students are often preparing files for submission to internships, job positions, graduate school applications and other program applications in their field of study. Knowledge of how to create Adobe PDF files for LinkedIn and other online profiles and applications is required. Knowledge of how to use Adobe Acrobat DC to convert various file types to PDF, edit, organize, and digitally sign will help them in their academic and professional careers. The students use the information in the video to complete assignments in their course, including using Adobe Acrobat DC to combine research article PDF files and to convert and combine additional word processing document files. The instructor included an assignment within the course for all students following the course requirement to view the video on Adobe Acrobat DC. The course assignment developed by the instructor required students to find research articles on their topic of study within kinesiology in PDF format. These assignments, including the video and the PDF research files assignments, were already part of the course materials prior to this semester. Additionally, knowledge of Adobe Acrobat DC helps students in their current kinesiology courses as they manage various PDF research files. This software knowledge will also benefit them in their future career as they gain knowledge of an advanced productivity tool for sharing across platforms as they begin to work

with other researchers and colleagues. The sample was also selected due to the researcher's access to the classes and enables interview participants to volunteer from the same sample, providing continuity of participants. Within the convenience sample, non-probability purposeful sampling was planned to be used to select interview participants, which is often implemented in basic qualitative research as it allows for selecting participants who have the experience that is the focus of the study (Merriam, 2009). Planned criteria for interview participants included utilizing the demographic data already collected to select an even male to female ratio as possible as this best represents the class and the population, followed by criteria of widest variety of additional demographic data as possible, including software and computer experience, relationship status, and more. However, due to low participation, all interview volunteers were selected as participants, which resulted in a lack of representation of males. This still follows purposeful sampling as participants who have the experience that is the focus of the study (Merriam, 2009), which is being a student in a kinesiology course who viewed the instructional video as part of their coursework.

Learner characteristics are described in Table 1. Undergraduate students are mobile learners; they are accustomed to having access to learning anytime and anywhere and have access to devices (Dahlstrom & Bichsel, 2014). In this setting, students have access to on-campus computers and Internet access. If students need to be off campus, laptops and Internet hotspots are available for borrowing and on-campus computers are also available for use off-campus through remote lab access via the library web site. On-campus computers and laptop computers available for use and borrowing have Adobe Acrobat DC already installed. Students have access to license and install Adobe Acrobat DC onto their own computer at no cost via their

university login. Finally, Adobe Acrobat DC is available through web-based Adobe Document Cloud (DC) if students' computers are not powerful enough to download the software.

Video is an instructional mode of communication undergraduate students are already familiar with and currently use (Tang & Chaw, 2016). Students often use online video sharing platforms such as YouTube for informal learning on topics not directly taught in their university courses (Yuen et al., 2018). This study took the learner characteristics of online learning expectations into consideration by using familiar delivery methods of the LMS and online video platforms.

Table 1
Learner Characteristics

Information Categories	Data Sources	Learner Characteristics
Entry skills	Enrollment status as undergraduate students	Basic computer skills (navigate a software program, access videos on the Internet, use email)
Prior knowledge of software	Demographic survey questions	Very low or no prior knowledge of software topic (Adobe Acrobat DC)
Educational and ability levels	Enrollment status as undergraduate students	Currently enrolled undergraduate students in distance kinesiology courses
General learning preferences	Literature review and Learning Management System (LMS) usage	Students are mobile learners and as they are enrolled, are users of video instruction through the LMS

As there are many different ways to employ qualitative research, there are differing recommended sample sizes. Recommended participant numbers can range from two to a few hundred (Savin-Baden & Howell, 2013). Including a reasonable minimum number of participants given the type of data to be gathered is typical practice in basic qualitative studies (Merriam, 2009). A goal of sample size in qualitative studies is to have a sufficient number of participants to reach saturation of data collection, which occurs when the researcher has gathered enough data to reach the point of not collecting any more new information (Merriam, 2009; Savin-Baden & Howell, 2013). Approximately 30 students are enrolled in each kinesiology

course. Similar studies have used sample sizes of most of the students in a class (Andrade et al., 2014; Miner & Stefaniak, 2018; Yuen et al., 2018), so a goal was to obtain 30 survey participants. For interview participants, a goal was to obtain a sufficient sample size of 5 to 8 participants as recommended by Merriam (2009) and as implemented in similar studies given the research questions, population and sample, and demographics (Hajhashemi et al., 2016; Mayer et al., 2020). A goal was to reach a sufficient sample size to explore the phenomenon of student perceptions of library staff online software instructional video via a descriptive survey and interviews, given the shared experience of viewing the same instructional video provided by the researcher and number of question items. A goal of the sample size is to enable the researcher to gather sufficient data to reach saturation, which is an indicator of sufficient sample size (Merriam, 2009). Saturation of data in this study occurs when no additional new responses are collected that create new themes arising from the data. Following basic qualitative guidelines, I employed convenience sampling to select undergraduate student participants who experience online instructional video on software knowledge development and perceive its effectiveness, followed by purposeful sampling for ease of access to students in specific classes.

Setting/Context

The setting is a state-accredited large public university (approximately 22,000 undergraduates enrolled) in the southeastern United States. The university began in the mid-1800's as a state land grant agricultural and polytechnic university and has grown to become a division I SEC university with undergraduate and graduate programs. A main library on campus serves the various colleges and departments at the university in information literacy, research, and course assignment assistance. Library staff assist with the implementation of information literacy across disciplines, including software application use (Alexander et al., 2016). The

researcher is based in the library of the university. The setting for the procedures of this study is online. The viewing of the instructional video, survey and interviews took place online via the university's Learning Management System, Canvas (LMS), university-vetted survey software (Qualtrics), videoconferencing software (Zoom), and university email. In the setting, students are already accustomed to online instructional video as a LMS is used for most or all courses, and they have access to several software packages. Demographic questions are included in the survey to confirm this experience. Additionally, online administration can add to the fidelity of the study as it emulates current instruction at the university. This setting was chosen due to the researcher's access based on place of employment, the large number of the undergraduate student population, and the intent of the study to improve practice.

In the setting, the convenience sample consisted of students enrolled in two kinesiology classes. The classes are very similar as they are both designated as semester-long fourth year level undergraduate distance courses of the same number of credit hours on the topic of kinesiology research, providing sample equivalence. Students in this course are typically traditional fourth year undergraduate students. As university students in this setting, they use computers and the Internet to access the LMS (Canvas) to view and submit their assignments, Zoom to connect with their classes with an online component, and Microsoft Office applications for completion of assignments. They may use their own personal computers or computers on campus. They have access to additional software through their university login and through on-campus computers available on campus and remotely. Adobe Acrobat DC aligns with their current knowledge of productivity software such as Microsoft Office and extends their productivity skills to PDF files. Students enrolled in the courses are learning additional research skills in the area of kinesiology as many of them will continue in their studies to become

occupational or physical therapists. In their future careers, being able to conduct research and share information in their area of study is an important aspect of their scholarship to develop. Learning Adobe Acrobat DC provides the students with skills in downloading and combining PDF research article files for review and sharing as well as combining and converting Microsoft Office files for sharing with others in their field of study, submitting grant applications, digitally signing documents, password-protecting documents, and more.

Instructional Intervention

An instructional intervention, already part of the coursework, in the form of a library staff created instructional video on a software topic was used to provide a shared experience to the participants to address the research questions. The instructional goal of the study is to provide learners with an online instructional video on the use of a software program to provide a shared experience to gather their perceptions of library staff instructional video qualities to support the development of their software knowledge. The instructional video used was first designed using the general multimedia principle (the idea that people learn better from words and pictures than from words alone), (Mayer, 2014, Chapter 12) by incorporating words via audio and images via screencast video. Additional multimedia principles that matched the instructional goals of the video were also included in the video design. These principles included: the personalization principle (people learn better from multimedia lessons when words are in conversational style rather than formal style), the image principle (people do not necessarily learn better from a multimedia lesson when the speaker's image is added to the screen), the voice principle (people learn better when the narration in multimedia lesson is spoken in a friendly human voice rather than a machine voice), the pre-training principle (people learn better from a multimedia lesson when they know the names and characteristics of the main concepts), the coherence principle

(people learn better when extraneous words, pictures, and sounds are excluded rather than include), the spatial contiguity principle (people learn better when corresponding words and pictures are presented near rather than far from each other), and the temporal contiguity principle (people learn better when corresponding words and pictures are presented simultaneously rather than successively) as outlined by Mayer (2014, Chapter 12).

Incorporating multimedia principles in the design of the video allowed for exploration of the student perceptions of the video's cognitive qualities. The instructional video, which was already part of the course materials, was a recorded 1-hour workshop session presented by the researcher on the topic of Adobe Acrobat DC, a software program that all students in the setting have access to. The video was captioned and included a view of the researcher's desktop screen while actively demonstrating and verbalizing the steps to using the software and also included a view of the researcher speaking. The length of 1 hour is required to include the main features of the software pertinent to undergraduate students. First, the video explains how to request an Adobe Creative Cloud license and install or access the software and introduces a web link for the viewer to access the relevant links and resources for the workshop (approximately 20 minutes, Figure 1; Figure 2). The video includes directions using the web link where they can download practice files to follow along with the demonstration in the video. Then, the video demonstrates tools and features of the program that students can use to create portable document format files (PDF). The video demonstrates how to open the software, reviews the interface and an overview of the tools and file location options and how to create a PDF from a file using the software (approximately 10 minutes, Figure 2). Next, a demonstration of the Combine Files tool is included using the practice files from the web link, showing importing and converting word processing files and image files and combining the files into one PDF. This demonstration

includes the Organize tool to remove or add PDF pages within the combined PDF and the Edit PDF tool to edit the PDF pages after they are combined (approximately 20 minutes, Figure 3). The remaining time (approximately 10 minutes) demonstrates additional tools including how to Export pages (convert from PDF back to word processing), Protect files using the password-protect feature, Comment on files when working with others on projects, Fill and Sign to digitally sign files, use the Accessibility tool to prepare files for accessibility needs, and how to get assistance with the software if needed via the library. The video was created using Zoom screen recording software and was posted within the university's video storage system, Panopto, which integrates with the university's LMS, Canvas. The video opens up in the Panopto viewer, enabling the student to pause and rewatch the video as needed.

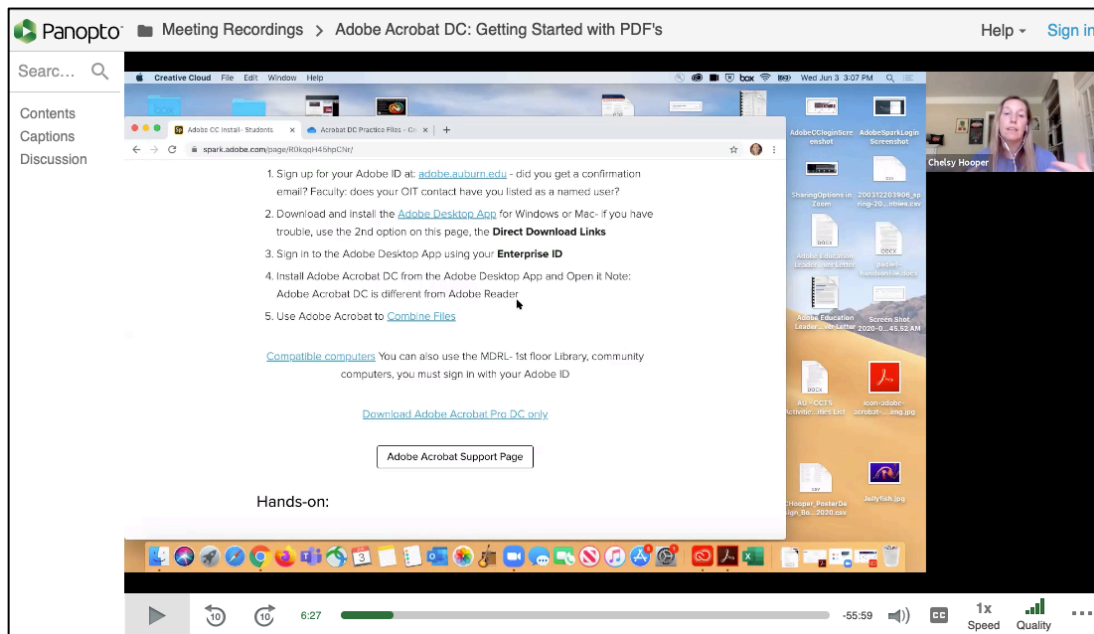


Figure 1
Screenshot of Instructional Video with Software Installation Directions

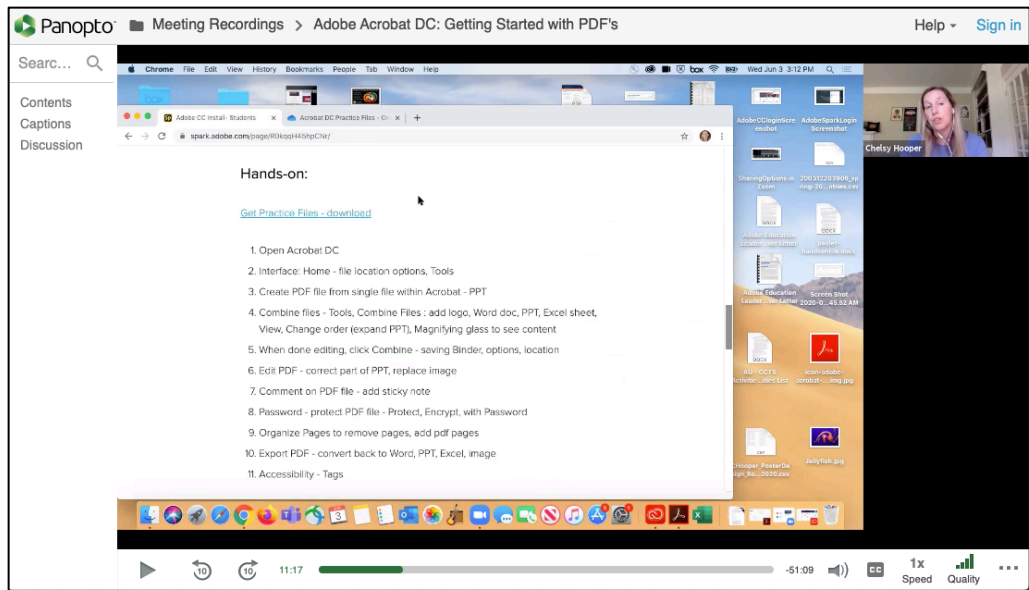


Figure 2
Instructional Video with Demonstration Outline

As part of the video, a main concept of using the Combine tool within Adobe Acrobat DC to create one combined PDF file was explained and demonstrated (Figure 3).

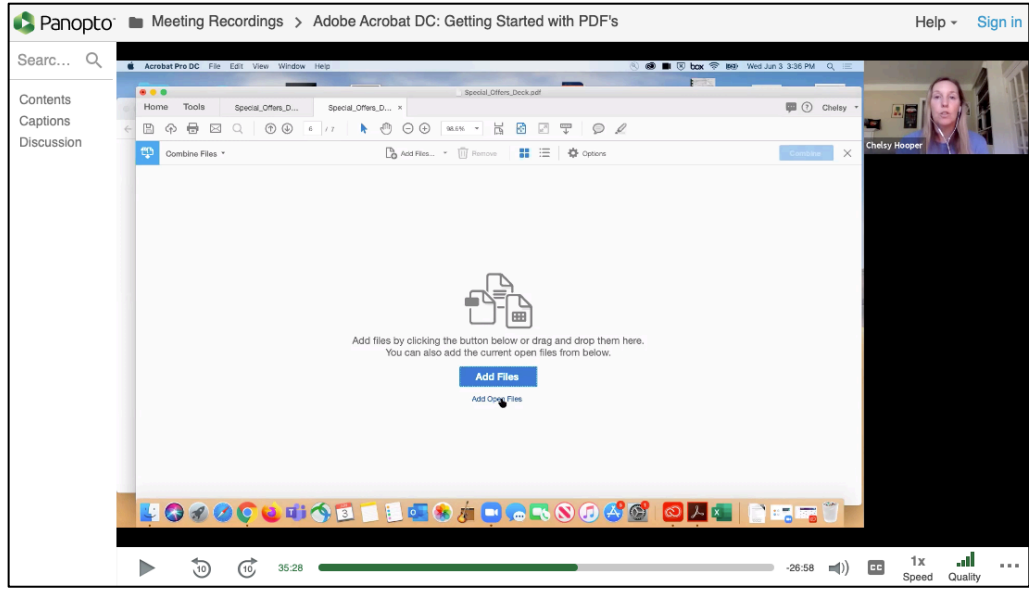


Figure 3
Screenshot of Instructional Video with Demonstration of Combine Files

Students use the features of Adobe Acrobat DC shown in the video to create and edit PDFs in their class assignments and in their future academic and professional careers, so the information in the video is pertinent to their area of study. In the kinesiology courses, students were presented with assignments that required the use of Adobe Acrobat DC, particularly for combining research article files in PDF file format and organizing them.

One specific assignment required students to find research articles relevant to their topic of study, download the PDF of the articles, make copies of the PDFs, bring the copies of the PDFs into Adobe Acrobat DC, and delete the pages of the PDF article files except for the first page of each article. Students read the articles, summarized them in a word processing document and cited them using APA format. Then, students used Adobe Acrobat DC to convert the word processing files to PDF containing their summaries and citations. Finally, the students used the Combine Files tool and the Organize tool to arrange the files in order of the article and its summary and citation and submit the combined PDF as one file to the LMS. The instructor was then able to review the combined PDF and see the types of research articles the student found and selected. The files included the abstracts and citation information for quicker review by the instructor for relevance to the topic, sources used, types of studies found as well as demonstrating new skills developed by the student in the use of Adobe Acrobat DC.

Additionally, students can use the skills gained in creating, combining, editing, and signing PDF's to support them as they apply for online job, internship and graduate school applications as well as for grants and shared research in their future career activities. The video was stored in the researcher's Panopto folder and the link to to the video was shared with the instructor of the course who posted the video link as an assignment to the course LMS. Table 2 outlines the alignment of the research questions and the instructional intervention.

Table 2*Research Questions and Instructional Intervention Alignment*

Research Questions	Instruction	Activities	Assessments
Research Question 1. How do undergraduate university students describe the cognitive qualities of library staff created online instructional video for software knowledge development in a kinesiology research course?	Instructional video on software use with multimedia principles applied	View instructional video on software use with multimedia principles applied	1. Likert-type survey (Leppink et al., 2013) (questions 1-10) and open-ended questions modified from CLT and CTML (questions 39-44) 2. Semi-structured interviews (questions 1-5, 9-12)
Research Question 2. Considering Mayer’s (2014, Chapter 12) multimedia principles of Cognitive Theory of Multimedia Learning, what qualities of the library staff created video do undergraduate students perceive as most effective for their software knowledge development?	Instructional video on software use with multimedia principles applied	View instructional video on software use with multimedia principles applied	1. Likert-type survey (Leppink et al., 2013) (questions 1-10) and open-ended questions modified from CLT and CTML (questions 39-44) 2. Semi-structured interviews (questions 4-12)

Instrumentation/Data Collection Methods

The instruments used in this study, along with the researcher, include a descriptive survey and semi-structured interviews. All instrument collection methods and systems were password-protected.

Descriptive Survey

The survey instrument used in this study utilized the ten-item cognitive load perceptions Likert-type instrument developed by Leppink et al. (2013), which was also used in empirical research on student perceptions of statistics learning: a ten-item questionnaire for the measurement of intrinsic load (IL), extraneous load (EL), and germane load (GL). This instrument employs a scale that was developed and updated by Leppink et al. (2013). It

combines four commonly used instruments in cognitive load and CTML research (Appendix C). The four base instruments include the Paas scale (1992) which is a 9-point Likert-type scale measurement of PME that measures overall cognitive load; Ayres' (2006) subjective measure of intrinsic cognitive load; the measure of extraneous load by Cierniak et al., (2009); and Salomon's (1984) measure of germane load. The intent of Leppink et al. (2013) when developing this updated instrument was to reflect new advances in scientific knowledge and to provide an instrument to measure all types of cognitive load within one scale to assess a participants' self-report of their working memory. This more comprehensive assessment of participants' perceptions of cognitive effort fits the purpose of this study to gather thick descriptions of perceptions students have on the qualities of effective instructional video on software topics. While this instrument has been used in research with students in the area of statistics learning, it is not limited to that topic, just as the original base instruments it was developed from are not limited in use to any specific knowledge domain (Leppink et al., 2013). The instrument utilizes an 11-point Likert-type scale and has good reliability and validity based on the findings from the three confirmatory factor analyses conducted, which showed that the three-factorial structure of the instrument is well-supported (Leppink et al., 2013). Multiple experiments conducted (4 studies conducted by the authors described in the development of the instrument) suggest that the ten-item questionnaire measures the various types of cognitive load more effectively than the previous four instruments on which it is based (Leppink et al., 2013).

The items in the ten-item questionnaire were kept the same, with the exception of three of the ten items. The researcher modified the wording of three items in the Leppink et al. scale (2013) for the topic of software learning rather than statistics learning, maintaining the structure of each of the items but slightly adjusting the item wording to include a similarly complex topic

of software skills learning, as allowed by the creators of the scale (Leppink et al., 2013). As a similarly complex topic, the scale can be applied to the researcher's topic of software skills development and the wording can be modified (Leppink et al., 2013). The authors state, "...the intended applicability of Items 1–10 is not restricted to a particular knowledge domain. With minor adjustments (e.g., "statistics" in some items), these items could be used in research in other complex knowledge domains" (Leppink et al., 2013, p. 1070).

Validity is maintained by using the same number of scale points (11) as the Leppink et al. scale (2013) and by subject matter expert peer review of the modified survey items. Two instructional technology specialists and one technical writer reviewed the modified survey items and the Leppink et al. (2013) scale. All three subject matter experts found consistency with the use of the scale according to the authors of the scale and the researcher's implementation of the scale in this context. Likert-type scales measuring cognitive load and perceived mental effort have been used in wide array of research in learning and instruction and in conjunction with CTML (Sweller et al., 2019). Results of several studies state that the more subjective cognitive load as measured by perceived mental effort was reduced, retention and transfer increased (Xie et al., 2017). As part of the Leppink et al. scale (2013), the Paas scale (1992) has been used as a base and comparative instrument and expanded upon in other studies (Szulewski et al., 2016, Young et al., 2016).

In the descriptive survey, six open-ended survey questions were also included based on Cognitive Load Theory (CLT) and the research questions. Previous similar studies have employed these types of open-ended survey questions based on CLT (Chen, 2016; Miner, 2018; Valenti, 2019). Table 3 outlines the modified question, original question, and the instrument or source of the questions.

Table 3*Descriptive Survey Questions*

Question #	Modified question	Original question	Survey tool
1		The topic/topics covered in the activity was/were very complex. (11 point scale)	Ten-item questionnaire for the measurement of IL, EL, and GL (Leppink et al. 2013), 11 point scale
2	The activity covered software that I perceived as very complex. (11 point scale)	The activity covered formulas that I perceived as very complex. (11 point scale)	Ten-item questionnaire for the measurement of IL, EL, and GL (Leppink et al. 2013), 11 point scale
3		The activity covered concepts and definitions that I perceived as very complex. (11 point scale)	Ten-item questionnaire for the measurement of IL, EL, and GL (Leppink et al. 2013), 11 point scale
4		The instructions and/or explanations during the activity were very unclear. (11 point scale)	Ten-item questionnaire for the measurement of IL, EL, and GL (Leppink et al. 2013), 11 point scale
5		The instructions and/or explanations were, in terms of learning, very ineffective. (11 point scale)	Ten-item questionnaire for the measurement of IL, EL, and GL (Leppink et al. 2013), 11 point scale
6		The instructions and/or explanations were full of unclear language. (11 point scale)	Ten-item questionnaire for the measurement of IL, EL, and GL (Leppink et al. 2013), 11 point scale
7		The activity really enhanced my understanding of the topic(s) covered. (11 point scale)	Ten-item questionnaire for the measurement of IL, EL, and GL (Leppink et al. 2013), 11 point scale
8	The activity really enhanced my knowledge and understanding of the software. (11 point scale)	The activity really enhanced my knowledge and understanding of statistics. (11 point scale)	Ten-item questionnaire for the measurement of IL, EL, and GL (Leppink et al. 2013), 11 point scale

Table 3 (Continued)

Question #	Modified question	Original question	Survey tool
9	The activity really enhanced my understanding of the software covered. (11 point scale)	The activity really enhanced my understanding of the formulas covered. (11 point scale)	Ten-item questionnaire for the measurement of IL, EL, and GL (Leppink et al. 2013), 11 point scale
10		The activity really enhanced my understanding of concepts and definitions. (11 point scale)	Ten-item questionnaire for the measurement of IL, EL, and GL (Leppink et al. 2013), 11 point scale
Open-ended survey questions			
	Modified question	Original question	Source
39	What qualities of the online instructional video you viewed are MOST helpful for your learning?	What components of online video are MOST helpful for your learning?	Modified online learning open-ended survey question based on CLT principles (Chen, 2016) and the research questions
40	What qualities of the online instructional video you viewed are LEAST helpful for your learning?	What components of online video are LEAST helpful for your learning?	Modified online learning open-ended survey question based on CLT principles (Chen, 2016) and the research questions
41	How could the online instructional video you viewed be used more effectively to promote student learning?	How could online instructional video be used more effectively to promote student learning?	Modified online learning open-ended survey question based on CLT principles (Chen, 2016) and the research questions
42	Imagine that you could add features or technology to fundamentally change the learning experience of the video you viewed. What would you do, add, or modify to the video to enhance the learning experience?	Imagine that you could add features or technology to fundamentally change the teaching and learning experience in the online classroom. What would you do, add, or modify to enhance the teaching and learning experience?	Modified online learning open-ended survey question, (Valenti, 2019) and the research questions

Question #	Modified question	Original question	Source
44	Considering all your previous experiences with online instructional video, what are your perceptions of online instructional video for software knowledge?		The research questions

To ethically use the survey, I obtained IRB permission (Appendix H) for the participants from the proper boards associated with myself and the sample of participants used in this study. Qualtrics (university-vetted, password-protected survey software) was used to deploy the survey to participants as part of their university course. The descriptive survey includes students rating their perceptions using the Likert-type survey items and includes open-ended survey questions regarding student perceptions as outlined above. The survey provided a way for students to share reactions to their experience in viewing the online instructional video and to share their perceptions of the effectiveness of that video. Using a descriptive survey provides a way for the researcher to discover student perceptions, since the researcher cannot directly observe the student perceptions (Creswell & Creswell, 2018).

Semi-Structured Interviews

The interview questions are developed from the research questions (Appendix D). Zoom (university-vetted, password-protected videoconferencing software) was used to conduct the interviews. The data collection for the semi-structured interviews included password-protected written notes, audio and video recordings of the interviews, and transcriptions of the interviews. Interviewing is one of the most common ways to collect data for a qualitative study in education and is a good data collection technique to use when the researcher cannot observe the phenomenon or experience (Merriam, 2009). As the researcher cannot observe the

perceptions of students towards online instructional video, interviewing students to gather their thoughts and perceptions is a good fit for this study and is necessary to capture the interpretations and feelings of the participants (Merriam, 2009). A semi-structured interview format was used to allow for some flexibility on using open-ended questions to encourage participant sharing of their experiences (Merriam, 2009). During the interviews, I used member checking, which involves repeating or stating a summary of the responses to verify the accuracy. Following the interviews and analysis, member checking was used again to present the themes and transcribed interviews by holding a Zoom meeting with interview participants, reviewing themes discovered and checking for agreement. Using member checking increases the trustworthiness of the data collected (Savin-Baden & Howell, 2013).

Research Question Alignment

Table 4 outlines the research questions and the survey items and interview questions that correspond to each research question, demonstrating alignment of research questions and information gathering. These types of data collection align with basic qualitative research, as the procedures involve descriptive survey and semi-structured interviews with individuals (Merriam, 2009; Savin-Baden & Howell, 2013).

Table 4*Research Questions and Instrument Alignment*

Research questions	Data collection
Research Question 1. How do undergraduate university students describe the cognitive qualities of library staff created online instructional video for software knowledge development in a kinesiology research course?	1. Descriptive survey including ten-item questionnaire for measuring II, EL, and GL Likert-type descriptive survey including modified items for the topic (questions 1-10) and open-ended questions modified from CLT and from research questions (questions 39-44) 2. Semi-structured interviews (questions 1-5, 9-12)
Research Question 2. Considering Mayer’s (2014, Chapter 12) multimedia principles of Cognitive Theory of Multimedia Learning, what qualities of the library staff created video do undergraduate students perceive as most effective for their software knowledge development?	1. Descriptive survey including ten-item questionnaire for measuring II, EL, and GL Likert-type descriptive survey including modified items for the topic (questions 1-10) and open-ended questions modified from CLT and from research questions (questions 39-44) 2. Semi-structured interviews (questions 4-12)

Researcher as Instrument

In basic qualitative research, the researcher is a human instrument (Merriam, 2009). Some sources of potential bias could exist on the part of the researcher. The researcher created the instructional video and is from a multimedia instruction background. As an instructional technology specialist in the library at the setting, the researcher is in a position of academic support to the participants, in an as-needed service model, where students can request multimedia assistance via email, Zoom, or in-person by appointment at any time during regular library business hours during the academic school year. The researcher is not in a supervisory or authority position to the participants. As the researcher is in a role of support to all undergraduate students in the setting, similar relationships would be present for all of the eligible participants who meet the criteria for this study. While the researcher has worked with the instructor in the

past, the researcher has not previously interacted with the students in these courses as a group. The researcher does not have any conflicts of interest to address. To help address any further bias, the researcher used an instructional video created previously, using the multimedia principle, before this research began. As the researcher is familiar with multimedia principles, it is possible for the researcher to see more easily the multimedia principles appearing from the coding process. To alleviate this, the researcher strived for a goal of saturation of data, thematic analysis was employed, and member checking during and after the interviews was used, as well as peer review of coding and subject matter expert peer review of survey items.

As an instructional technology specialist based in a main library of a large public university, I recognized a knowledge gap between the expectations of instructors and the software abilities of undergraduate students. As technical support staff in a main library, I often respond to questions from undergraduate students on how to use multimedia software that is required for completion of course assignments. I noticed that many students turned first to informal ways of learning such as using free, online video sharing platforms. Often, the videos they tried to use were not sufficient or effective. Many videos they attempted to use assumed prior knowledge of the viewer or were not well-designed. I began considering ways to assist students in this knowledge gap that could be scaled to large numbers of students. I wondered about what qualities of video students perceive as effective for their software knowledge development, as I noticed students are more likely to use instructional video if they perceive it to be effective and thereby helpful to their learning.

Ethical guidelines for conducting research have been identified and were followed in this study. Participants were not subjected to mental or physical harm and had opportunity to provide consent with no consequences for declining participation. Data gathered from the study was

stored in a locked filing cabinet and on a password-protected computer. Only university-vetted data collection tools were used to conduct the survey and interviews. For participants of the survey only, demographic information was collected but not identifying information. In the case of interviews, pseudonyms were used to provide anonymity.

As an instructional technology specialist who is familiar with multimedia principles, I may be biased toward viewing the data through my experiences as someone who works with multimedia daily. As the researcher, and as the researcher is a human instrument in qualitative studies, reflexivity is important to include throughout the study. I have self-reflected and disclosed my personal beliefs and views in order to prevent the research from being affected and potentially skewed due to bias. Reflexivity helps the researcher remember that the researcher is an integral part of the research, so it is not possible to stay exterior of the topic or process of the study (Savin-Baden & Howell, 2013). To practice reflexivity during this study, I kept a research journal to note the decisions made and the rationales for those decisions, as it is recommended to maintain a system of reflexivity that makes sense within the research context, including journaling and free writing ideas and reflections (Savin-Baden & Howell, 2013).

I bring a pragmatic philosophy to my thinking and learning, focusing on practice and the idea that efficacy in practical activities is a main goal for humans to achieve (Rescher, 2000). Pragmatic approaches have been applied in education to promote change within school practice, problem-solving approaches to educational issues, and incorporating inter-disciplinary curriculum (Ozmon & Craver, 2008). A pragmatic philosophy is appropriate to implement in my area of work, the field of educational technology, as it encourages experimentation and involves problem-solving and work across disciplines (Smith, 2019).

Data Collection/Procedures

After securing Institutional Review Board (IRB) approval, within the time frame of the semester-long kinesiology course, the procedure was as follows:

1. All students in the course viewed the online multimedia instructional video
2. Volunteers within the kinesiology course were elicited through the LMS, email, and brief announcement in a class visit via Zoom for the survey and the interviews
3. Participants completed the online survey
4. Participants took part in an individual semi-structured interview via videoconference

Recruitment of Participants

A convenience sample of students enrolled in the kinesiology course viewed the library staff created online software instructional video through the LMS as part of a course assignment. Volunteers within the undergraduate kinesiology course for the study were elicited through an announcement through the LMS, a class visit, and email (Appendix A). The survey tool (Qualtrics) is university-vetted software. The survey to volunteer for the study contained an information letter which they read immediately before completing the survey (Appendix B). The goal was to have approximately 30 participants as this would include most of the class, as has been applied in other similar qualitative studies (Andrade et al., 2014; Miner & Stefaniak, 2018; Yuen et al., 2018). At the conclusion of the survey, survey participants were invited to complete a second survey to enter a random drawing to receive a \$15 gift card. Interview volunteers were elicited at the end of the survey which included that interview participants may complete a random drawing survey to receive a \$25 gift card. Low participation, initially only having one survey respondent and one interview volunteer, led the researcher to modify the IRB to include that all participants of the survey will receive a \$15 gift card and all interview participants will

receive a \$25 gift card. Following this modification and a second class announcement of the modification, two more survey respondents participated. With permission of the instructor, a second IRB modification was submitted and approved to include a second kinesiology class, to offer another distance kinesiology research class the opportunity to participate, increasing the potential pool to approximately another 30 students. The second kinesiology class was very similar; the second course, also fourth-year level, had also used the same software instructional video. The learners were also studying kinesiology research and were comprised mostly of undergraduate seniors using the software as part of their course and they were taught by the same instructor. A third IRB modification was submitted and approved to allow volunteers to participate in the survey, interview, or both, to allow participants to choose only the interview if they would like, in an attempt to increase the likelihood of participation and to allow for rich data collection despite low participation. Following these modifications, six more survey participants completed the survey and three more volunteered for the interview, totaling nine survey participants and four volunteer interviewees. A second class announcement to the second kinesiology class was made in an effort to increase participation. Following that announcement, one more survey participant completed the survey and two more volunteered for the interview, resulting in 10 survey participants. The additional two interview participants only completed the interview volunteer survey, as allowed by the third IRB modification, so more detailed demographics on these two participants was not collected.

The goal was to select interview participants based on their demographic information to provide the widest variety of interview participants. However, due to low participation, all interview volunteers were accepted as participants, with six participants completing interviews. A goal was to obtain a sufficient sample size of five to eight participants as recommended by

Merriam (2009) and as utilized in similar studies given the population and sample and demographics (Hajhashemi et al., 2016; Mayer et al., 2020). Participants were advised that there are no physical risks associated with this research and that there are no consequences for declining to participate.

Instructional Intervention Procedure

A library staff created instructional video on a software topic was posted on the course LMS as already part of the course materials, which provided a shared experience to the participants to address the research questions. The video was designed for cross-platform and mobile viewing for ease of participant access. I employed peer review of the instructional video by additional subject matter experts, qualified by their knowledge of instructional video creation as university faculty and staff, to check for usage of the multimedia principle. Participants have email, LMS, internet, and technology access through the university. The researcher has access to necessary tools and skills to design and create the video to meet accessibility and copyright guidelines, and the participants do not need special software to view the videos and access the survey. As fourth-year students currently enrolled in the university, participants have the skills and technology access necessary to view the videos and complete the survey of their perceptions of the instructional video as well as complete interviews on the topic. The data collection setting was online. Participants viewed the video through the LMS as a course assignment, the survey was administered online through a link in the LMS, and the interviews were held over Zoom from the researchers' consistent office setting, within password-protected accounts.

Data Collection

Students in the first kinesiology course viewed the instructional video as part of their coursework within the first 3 weeks of the semester. Students in the second kinesiology course

had previously viewed the video as part of their coursework in the previous semester and had access to the video within their current coursework as a review. Immediately after students viewed the instructional video, volunteer participants shared their perceptions via a ten-item Likert-type instrument (Leppink et al., 2013) and open-ended survey questions modified from Cognitive Learning Theory (Sweller, 2011; Valenti, 2019) and responded to demographic questions (Appendix C). At the conclusion of the survey, the researcher elicited volunteers to be interviewed. This was modified in the third IRB modification for the second kinesiology course to have the option to choose to participate in the survey or the interview or both, to increase the likelihood of participation in the interview. Semi-structured interviews were used to gather additional perspectives, allowing for more in-depth exploration of student perceptions. The interviews were scheduled and completed before the mid-point of the semester. An interview protocol (Appendix D) was implemented to have interview participants review a 2-minute segment of the video at the beginning of the interview to remind participants of the instructional video experience prior to questioning, as some time may have passed between the initial viewing of the video and the interview. Interview questions based on the open-ended questions included in the survey were expanded upon to address the research questions (Appendix D). Implementing semi-structured interviews allowed the researcher some flexibility in pursuing areas of interest regarding student perceptions, providing additional data for thicker description and enabling the researcher to acquire saturation of data (Merriam, 2009).

All data collected was stored on a password-protected computer accessible only to the researcher. Students who volunteered for the survey completed a demographics section and a Likert-type descriptive survey using Qualtrics which is password-protected and university-vetted (Appendix C). A unique ID was collected in the demographics section to enable the researcher to

link the survey data to the interview data without collecting identifiable data. Initially, at the conclusion of the survey, the researcher elicited volunteer interview participants. Students could accept or decline to interview, with no consequences. Following an IRB modification, students could choose to participate in the survey or the interview or both (Appendix A). Due to low participation, all interview volunteers were selected for an interview. Interview participants were then individually scheduled with the researcher for a 60-minute semi-structured interview online via Zoom. Computer conferencing is an accepted form of interviews as it allows for real-time synchronous communication using both audio and video and when the research questions relate to the online environment (Savin-Baden & Howell, 2013), so this format fits this study as the research questions include online video.

The one-on-one interviews were planned to last 60 minutes, as 60-90 minutes is the recommended timeframe for interviews for qualitative studies (Savin-Baden & Howell, 2013) and were recorded. Demographic information and a unique ID were collected at the time of the survey, although participants were offered the option to participate in only the interview, thus some skipped the survey and demographics collection. General technology comfort level questions included in the interview protocol provided some baseline information. The recommended number of interview questions for semi-structured interviews (10-12) was followed (Savin-Baden & Howell, 2013) by starting with 12 question items. Open-ended questions based on CTML, CLT, and the research questions were asked in order to gain rich responses from participants (Table 5, Appendix D). Semi-structured interviews allow for the addition of probing questions as the interview develops, also increasing the thickness of the data gathered (Savin-Baden & Howell, 2013). As mentioned, I used member checking during the interviews to improve accuracy of the data collection (Savin-Baden & Howell, 2013). At the

conclusion of each interview, I transcribed the interviews within 24 hours. Based upon the responses, I coded them using descriptive coding and studied the codes for themes that developed.

Table 5
Individual Interview Items Description and Correspondence with Research Questions

Question #	Modified question	Original question	Survey tool	Research Question Addressed
Interview questions				
	Modified question	Original question	Source	
1		Tell me about your experience with using computers, mobile devices, and the Internet to help you learn. a. What video platforms do you use to learn? b. To what extent and frequency have you viewed online instructional video for software skills development previous to this study?	The research questions	1
2		What prior experience do you have with Adobe Creative Cloud applications?	The research questions	1
3		Tell me about the setting in which you watched the instructional video. a. Did you view the video on a computer or mobile device? b. Where were you when you watched it? c. What was the environment like?	The research questions	1

Table 5 (Continued)

Question #	Modified question	Original question	Survey tool	Research Question Addressed
4		Did you have any difficulties in viewing the video?	The research questions	1, 2
5		Did you have any difficulties in using the software?	The research questions	1, 2
6	How did the speaking style of the video influence your learning?	Personalization principle, Voice principle	Research questions, Multitmedia principles (Mayer, 2014, Chapter 12)	2
7	How did the presence of the speaker's image on the screen influence your learning?	Image principle, Spatial Contiguity principle, Temporal Contiguity principle	Research questions, Multitmedia principles (Mayer, 2014, Chapter 12)	2
8	How did the organization of the materials in the video influence your learning?	Pre-training principle, Coherence principle, Spatial Contiguity principle, Temporal Contiguity principle	Research questions, Multitmedia principles (Mayer, 2014, Chapter 12)	2
9		How useful do you think these skills will be for you to have in the future?	The research questions	1, 2
10		Describe your experiences in general with using online instructional video to learn software skills.	The research questions	1, 2
11		Describe how your learning is influenced by online instructional video to learn software skills.	The research questions	1, 2
12		Is there anything else you can tell me that would help me understand your experience?	The research questions	1, 2

The interview schedule was based on mutual schedule availability of the researcher and the interviewee and may have involved the use of an online scheduling assistant. Interview participants were encouraged to connect to Zoom in a setting and on a device with stable internet access and in a quiet setting where they would not be interrupted. Participants have access to this type of setting on campus. Participants were told to maintain their audio and video on for the duration of the interview. Before the beginning of each individual interview, each participant was provided an overview of the study again and was given an opportunity to accept or decline participation via the approved consent information letter.

The descriptive survey provided insight into the perceptions of the students which are not directly observable. A semi-structured interview including initial descriptive questions, evaluative and comparative questions, and probing questions with each participant provided insight into the thoughts of students as they use instructional video to learn multimedia. The use of a semi-structured approach allowed me to adjust probing questions as the interview unfolded, providing flexibility needed to discover student perceptions of qualities of effective video instruction. Utilizing both these types of data collection provided richer data for a broader picture of students' perceptions of instructional video effective qualities for software knowledge development.

Data Analysis

Analyzing the data collected from the survey and the interviews included descriptive statistics using Qualtrics for the Likert-type questions. Analysis also included coding of the information gathered from the open-ended survey questions and the interviews. Using descriptive statistics via Likert-type surveys is an accepted form of data analysis (Creswell & Creswell, 2018). The mean, median, minimum and maximum values and mode of descriptive

surveys can reveal trends and themes in qualitative studies (Chen, 2016; Valenti, 2019). In this study, minimum, maximum, and median for each of the ten-item Likert-type questions were used as item responses were reviewed. Coding involves assigning a descriptive label that embodies the meaning of a set of data (Merriam, 2009; Savin-Baden & Howell, 2013). It requires close review of the information gathered. Coding provides a way to closely study the data, whether the data includes text, audio listening, or visual information (Merriam, 2009; Savin-Baden & Howell, 2013). For the open-ended survey questions and for the interviews, I used descriptive coding as this process helped me summarize the typed responses and the transcriptions with descriptive labels. It is possible to use analytical coding for the interviews as well to describe visual data captured in the interview notes such as body language observed during the videoconference. Coding is an appropriate fit for this study as it aligns with basic qualitative research and allows for thematic analysis, which is one of the main analytical approaches recommended for use in basic qualitative research (Merriam, 2009; Savin-Baden & Howell, 2013). Then, I used thematic analysis to discover themes within the data collected.

Descriptive Coding

Descriptive coding was used in this study as the purpose was to describe participants' perceptions of their experiences. The first step of this data analysis involved open coding and identifying keywords and phrases of the open-ended survey responses and the interview transcriptions. I determined a descriptive label, usually in the form of an adjective for the data set that included emerging descriptions including adjectives describing the participant's perceptions of the instructional video. I identified terms, words, and phrases that were often repeated, and additional words within the context of the keywords. For the open-ended survey questions, an Excel sheet was developed from downloading the survey results from Qualtrics. I created another

data column and copied and pasted highlighted words and phrases and corresponded each research question to the data row for each participant. After organizing the coding in the Excel sheet, I used Qualtrics' word cloud visualization feature to create a visual of the open-ended survey questions, using the raw data within the participants' open-ended responses. The word cloud visuals show the most frequently used words used by participants for each open-ended question. Word cloud visuals are recommended as a starter tool for beginning to identify keywords in qualitative research, so I compared the word cloud findings with the researcher-created Excel keyword data to provide continuity and as a form of data checking for keyword relevance (Savin-Baden & Howell, 2013). For the interview questions, I developed a Word document with each interview participant and entered the keywords and descriptive labels for each interview participant and each interview question. After compiling interview participant responses and keywords for each interview question and each participant, I re-read the transcriptions and codes to account for responses in other question responses that related to the keywords developed. The goal was to reduce the descriptive codes for the open-ended survey questions and the interview questions to around 40 to 60 codes each, and to then reduce those 40 to 60 codes to 20 to 30 codes each, as recommended by Creswell and Guetterman (2019).

Thematic Coding

Once the information was coded, the content was analyzed using coding systems that correspond to the data collected to discover themes. The different types of data from the survey and the interviews uncovered themes with regards to perceptions of students and provide thicker descriptions of student perceptions of the instructional video. The analysis involved qualitative thematic analysis using the coding systems described to uncover patterns among student perceptions of effective multimedia video instruction. Thematic analysis can be used across

many types of qualitative studies and is a method used to reflect reality and to reveal what lies underneath reality (Savin-Baden & Howell, 2013). Thematic analysis is an appropriate fit for my study as it can be used with basic qualitative research in an organized process: a) examine the text or data, b) create initial codes, c) look for themes, d) review the themes e) name and define the themes, and f) produce a report (Merriam, 2009; Savin-Baden & Howell, 2013). The researcher goes through a process of immersing in the data and thinking about connections between codes, ideas, and themes in order to uncover the main themes as findings. This method of reviewing the data holistically and reviewing the coding is considered one of the best methods of analysis as the researcher can use intuition rather than being bound by more strict analysis rules that may not fit the data (Savin-Baden & Howell, 2013). Thematic analysis helps the researcher to analyze intuitively from the data, which provides findings that can be used to inform best practices.

In step two of the analysis, thematic coding, several themes emerged from the descriptive coding, providing an overview of the perceptions described by participants in the survey and interview results. The unique ID collected enabled me to link the survey data to the interview data for thicker description for 4 of the interview participants. Creswell and Guetterman (2019) recommend collapsing codes into about five to seven themes. During the coding and thematic analysis, I maintained a data column in each Excel sheet of the code list found to be the most descriptive of the data for the open-ended responses. For the interviews, I reviewed the interview response compilation Word document, re-read the transcripts and codes, and organized key responses into themes discovered via a research journal. The themes were presented to the interview participants for member checking of the thematic codes. I also reviewed the video and audio recordings of the interviews again to make sure the themes matched with the interview

data. I kept a researcher journal for documenting my thinking as I reduced the data to themes.

To ensure quality, I utilized recommended strategies such as peer examination of codes and thematic analysis findings (Merriam, 2009; Savin-Baden & Howell, 2013). I employed ongoing analysis during data collection which is a preferred method in basic qualitative research as it includes constant comparison (Merriam, 2009). I transcribed each of the interviews within 24 hours, listening to the audio recordings and reviewing the video recordings several times to increase accuracy. When transcribing, I expanded my notes in order to maintain accurate transcriptions while increasing the usability. When analyzing, I watched for saturation of data; when no new themes arise, saturation of data will be present (Merriam, 2009). Additionally, selecting a typical sample from a large group of undergraduate students provides a greater potential for collecting typical student perspectives, which can improve the quality of the findings. During the analysis, I examined all of the data collected and reviewed it in its entirety including subtle information, included all of the data when categorizing and demonstrated how patterns and themes emerged to improve practice in multimedia instructional videos for students. Table 6 outlines the alignment of the research questions, the data sources, and the data analysis.

Table 6*Research Questions, Data Sources, and Analysis Alignment*

Research Questions	Data Sources	Analysis
Research Question 1. How do undergraduate university students describe the cognitive qualities of library staff created online instructional video for software knowledge development in a kinesiology research course?	1. Descriptive survey including ten-item questionnaire for measuring IL, EL, and GL Likert-type descriptive survey including modified items for the topic and open-ended questions modified from CLT and from research questions (questions 1-10, 39-44) 2. Semi-structured interviews	1. Descriptive statistics using SPSS for survey items; descriptive coding and thematic analysis of open-ended survey question responses 2. Descriptive coding and thematic analysis of semi-structured interview responses
Research Question 2. Considering Mayer's (2014, Chapter 12) multimedia principles of Cognitive Theory of Multimedia Learning, what qualities of the library staff created video do undergraduate students perceive as most effective for their software knowledge development?	1. Descriptive survey including ten-item questionnaire for measuring IL, EL, and GL Likert-type descriptive survey including modified items for the topic and open-ended questions modified from CLT and from research questions (questions 1-10, 39-44) 2. Semi-structured interviews	1. Descriptive statistics using SPSS for survey items; descriptive coding and thematic analysis of open-ended survey question responses 2. Descriptive coding and thematic analysis of semi-structured interview responses

Limitations

This study focused on the experiences of students enrolled in kinesiology classes and did not include the population of all undergraduate students. Increasing the number of student participants enrolled in a variety of courses would provide richer descriptions to analyze for the study. This study had lower participation levels than expected. To address this, the IRB was modified and approved (Appendix H) three times within a two-week period in an effort to increase likelihood of participation by 1) offering all participants a gift card, funded by the researcher, rather than a random drawing for a gift card, 2) adding the option to participate in the study to a second, very similar kinesiology class, and 3) offering students the option to choose to participate in the survey or the interview or both rather than only allowing the interview participation if the volunteer also participates in the survey. Low participation led to a lack of male representation. Potential explanations for the low participation may include that the sample is made up of mostly senior undergraduates who may not have time to participate as they are focused on preparing to graduate. As the study was conducted entirely online, students may have been experiencing screen and COVID fatigue (Ye et al., 2020). As seniors who were likely at the university last year as juniors, they experienced a move to all-remote learning in the spring of 2020. All survey participants reported that all of their courses have required the use of the LMS. Many, if not all of their classes have also been taught online since the move to remote learning in Spring 2020 until February 8, 2021, when the university's Provost Office declared a return to face-to-face learning for those courses that normally are designated as face-to-face classes but previously had the option to be conducted online. It is possible they experienced fatigue of being online and thus chose not to add another online activity (participation in this study) to their already lengthy screen time, or they may have been too busy navigating the return to face-to-face

classes for their other courses to participate. Conducting this study online was necessary since the kinesiology courses were designated as distance courses. Additionally, conducting the study online met the need to maintain required social distancing and masking mandates on campus and to maintain safety of all involved.

The survey questions and interview questions were modified to focus on the topic of software knowledge, but integrity of the instrument was maintained. Similar modifications have been implemented in similar studies of perceived effectiveness of multimedia, perceived mental effort, and cognitive load (Chen & Wu, 2016; Miner, 2018; Raaijmakers et al., 2017; Valenti et al., 2019). As instructional video is within the category of multimedia, and a validated instrument is used followed by additions to the survey, the validity is maintained, following standardized survey modification and design methods (Creswell & Creswell, 2018). As this study is qualitative and relies on participants to self-report, it is not possible to verify each piece of information provided. Participants may inaccurately self-report based on a number of factors such as selective memory, embellishment, or linking previous experiences. Member checking was used to increase validation of the interviews and semi-structured interview protocols as outlined in expert methodology texts were followed. A sufficient number of survey and interview participants was used to reach saturation of descriptive survey information collected. There are no ethical or financial conflicts of interest for this study.

Trustworthiness

To address the limitations of this study, several techniques are used to provide creditability and trustworthiness:

- validated survey instrument
- recommended sample size

- descriptive coding
- thematic analysis
- multiple interviews
- member checking
- subject matter expert review of instructional intervention
- reflexivity journal
- transparency

Using acceptable forms of instrumentation, data collection and analysis as outlined in expert texts increases trustworthiness (Creswell & Creswell, 2018; Creswell & Guetterman, 2019; Merriam, 2009), especially when in alignment with the methodology chosen. As a descriptive survey and interviews was employed followed by descriptive coding and thematic analysis in this study, with the goal of reaching data saturation, recommended for use in basic qualitative studies (Merriam, 2009, Savin-Baden & Howell, 2013), trustworthiness increases. Implementing recommended methods of accountability such as expert review, member checking, unique ID's, a researcher reflexivity journal and examining potential biases as mentioned in this chapter are additional ways to demonstrate trustworthiness.

CHAPTER FOUR: RESULTS

Introduction

The purpose of this study was to explore undergraduate students' perceptions of instructional video on a software topic for the development of software application skills. The research questions for this study are:

Research Question 1. How do undergraduate university students describe the cognitive qualities of library staff created online instructional video for software knowledge development in a kinesiology research course?

Research Question 2. Considering Mayer's (2014, Chapter 12) multimedia principles of Cognitive Theory of Multimedia Learning, what qualities of the library staff created video do undergraduate students perceive as most effective for their software knowledge development?

A descriptive survey including a Likert-type scale (Leppink et. al., 2013), demographic items, and open-ended question items (Appendix C) and interview questions (Appendix D) were used to collect data in response to the research questions. Participant characteristics are described via self-reported demographics. Identifying information was removed from the interview collection. The survey results are presented, followed by the interview results, through the lens of the research questions leading to themes that emerged.

Results

Participant Characteristics

A convenience sample of undergraduate students enrolled in two kinesiology courses was used as representative of the population of university undergraduate students. These students are typically undergraduate students in their fourth year of college who have experience with online coursework. Demographic questions included software knowledge levels, instructional video

learning experience as well as age, ethnicity, student status, and more, (see Appendix C).

Self-Reported Demographics of Participants: Descriptive Survey

Of the 10 participants who completed the descriptive survey, nine were female and one was male. Two were 21 years old, five were 22 years old, and two were 23 years old. Seven participants indicated this is their fourth year of college, two indicated this is their third year, and one indicated this is their fifth year. All survey participants indicated that all of their courses used Canvas (the course LMS) to post assignments and they live off campus with others. Three indicated that all of their courses required them to watch instructional videos, six indicated several courses required instructional videos, and one indicated no courses required instructional videos. All participants indicated that they used a laptop to access the video, they typically use a laptop to watch instructional videos, and they watched the video off campus in their living area. They all stated that they downloaded the software to their own computer and they did not request help with the software. Table 7 includes additional demographics on major and experience.

Table 7
Descriptive Survey Participant Demographics

Question Item	Responses
16. What level of experience do you have with Adobe Acrobat DC?	(3) None (6) A little (1) Some (0) A lot
17. What level of experience do you have with Adobe Creative Cloud (apps such as Photoshop, InDesign, Spark, Illustrator?)	(6) None (3) A little (1) Some (0) A lot
18. What is your major of study?	(5) Exercise Science (2) Kinesiology (1) Biomedical Sciences (1) Communication (1) Psychology
19. What year of college is this for you?	(0) First (0) Second (2) Third (7) Fourth (1)Fifth (0) Sixth (0) other:
26. To what extent do you have experience learning software skills from online instructional videos?	(0) None (4) A little (5) Some (1) A lot
37. Did you use the captions when viewing the video on Adobe Acrobat DC?	(4)Yes (6) No

All survey participants indicated that they are single, originally from a suburban area, and are full-time students, with two indicating they also work part-time. Four participants reported having a family income of \$200,000 or more, another four reported an income between \$100,000- \$200,000, one participant indicated \$50,000- \$100,000, and one indicated \$25,000- \$50,000. Nine participants identified as Caucasian and one identified as Asian. Only one participant reported being a first-generation college student in their family. Participants reported having a GPA of 2.5 or higher, with three participants indicating a GPA of 3.6 or higher. Although four participants indicated they used the closed captioning on the instructional video, only one participant indicated having learning challenges and that this was not documented with the Office of Accessibility.

Descriptive Survey Results

Of the 60 students enrolled in the kinesiology courses, 10 students volunteered to participate in the descriptive survey (Appendix C), completing all of the Likert-type question items, the demographics items, and the open-ended question items regarding their shared experience of viewing the instructional video. The participation rate was 16.67%.

Likert-Type Items

Participants were asked to rate their responses to the Likert-type items based on the Leppink et al. (2013) ten-item 11-point scale where 0 meant “*not at all the case*” and 10 meant “*completely the case*” (Appendix C). Using Qualtrics, the minimum (min) and maximum (max) values and median were found (Table 8).

Table 8*Likert-Type Item Responses Descriptive Statistics*

Question Item	Min	Max	Median
1. The topic/topics covered in the activity was/were very complex.	1.00	11.00	5.50
2. The activity covered software that I perceived as very complex.	1.00	11.00	6.50
3. The activity covered concepts and definitions that I perceived as very complex.	1.00	11.00	6.00
4. The instructions and/or explanations during the activity were very unclear.	1.00	9.00	1.00
5. The instructions and/or explanations were, in terms of learning, very ineffective.	1.00	10.00	1.50
6. The instructions and/or explanations were full of unclear language.	1.00	11.00	1.50
7. The activity really enhanced my understanding of the topic(s) covered.	1.00	11.00	9.50
8. The activity really enhanced my knowledge and understanding of the software.	1.00	11.00	9.50
9. The activity really enhanced my understanding of the software covered.	6.00	11.00	10.50
10. The activity really enhanced my understanding of concepts and definitions.	1.00	11.00	10.00

Open-Ended Items

Participants were asked to respond to open-ended question items based on Cognitive Load Theory principles (Chen, 2016; Miner, 2018; Valenti, 2019) and Cognitive Theory of Multimedia Learning principles (Mayer, 2014, Chapter 12) and the research questions. Descriptive coding was used to discover keywords and themes. I imported the open-ended responses into an Excel spreadsheet for organization and then read through the responses to identify keywords. I added researcher-identified keywords for each response as another column of data in Excel. Additionally, I used Qualtrics to create a word cloud for each group of responses per open-ended question item, showing more frequently used keywords as larger words in a visualization and entered those keywords as another column of data in Excel (Figure 4). I aligned the word cloud images with the Excel data, comparing the word cloud keywords to the researcher-derived keywords. Then, I reviewed all of the keywords to discover common themes and included them in the data sheet (Appendix E). Final, derived keywords are listed in order of frequency in Table 9 below, with the most frequent keyword listed first.

Table 9*Open-ended Question Item Responses*

Open-ended question item	Researcher- Derived Keywords
39. What qualities of the online instructional video you viewed are MOST helpful for your learning?	see screen, follow along, visual, step by step, easy to understand/follow along, able to pause video, explanation of software
40. What qualities of the online instructional video you viewed are LEAST helpful for your learning?	nothing, how applicable it will be later, too fast, too long, too technical
41. How could the online instructional video you viewed be used more effectively to promote student learning?	not sure, promote it to more students, segment videos, simplify, allow comments
42. Imagine that you could add features or technology to fundamentally change the learning experience of the video you viewed. What would you do, add, or modify to the video to enhance the learning experience?	nothing/not sure, more interactive/entertaining, software within video, cc
43. To what extent have you viewed online instructional video for gaining software skills? What platforms have you used? (ex: YouTube, LinkedIn Learning, TikTok, Twitch, etc.)	none/not many, YouTube, Khan Academy, Course Hero
44. Considering all your previous experiences with online instructional video, what are your perceptions of online instructional video for software knowledge?	helpful, efficient, good tool, none, can be difficult

Statements participants provided in the open-ended responses indicated overall positive perceptions of online instructional video for software skills development. In response to question item 39, one respondent stated, “The most helpful quality was that I could see her screen and see exactly what she was clicking on.” Another participant shared, “Being able to see the instructor use Adobe Acrobat DC in the video and follow along with Adobe Acrobat DC open on my own computer was really helpful in understanding how to use the software.”

In response to question item 40, most participants stated there was nothing in the video that was least helpful for their learning. For example, a participant stated, “To be completely honest, I found the video to be incredibly helpful and efficient. I cannot think of something poor about the video.” One participant stated not being sure about the applicability of the software later on, “I’m not sure how often I will actually use this software.” A few participants stated some features of the video that they found unhelpful for their learning, stating, “It was a little bit too fast paced for me” and including, “Being too lengthy/technical” and “Some of the tangents when the instructor interacted with other people during the instructional video were not helpful to me.”

When responding to question item 41, most participants stated they were not sure how the video could be used more effectively to promote student learning. Some participants shared ideas of how this could be improved, including “Offering the video to a wider range of students would definitely promote student learning more effectively.” Another participant shared, “Because the software is so complex, I think that having different videos to address how to perform specific tasks would be helpful to student learning.” An additional respondent stated, “It could be used more effectively by allowing for comments.”

Question item 42 asked respondents to imagine that they could add features or

technology to fundamentally change the learning experience of the video they viewed, and what would they add to the video or modify it to improve learning. Most participants indicated they were not sure what they would add or modify, but others shared ideas, mainly around adding interactive features; “I would add a feature that allowed the user to have their own Adobe Acrobat pulled up so they could practice while they watched.” Another participant suggested, “I would add an interactive portion. I think that would help solidify if someone was actually understanding the information or just following along.”

Question item 43 asked participants to share to what extent they have viewed online instructional video for software skills and what platforms they have used. Most participants shared that they had either not viewed any or very few prior to this study. A few participants stated that they have used YouTube as the most common platform for instructional video viewing. One mentioned Khan Academy, a free online learning platform that offers personalized learning through videos including practice activities (Khan Academy, 2021), and one mentioned Course Hero, which is a site that describes itself as an “online learning platform of course-specific study resources” (Course Hero, Inc., 2021). Students and instructors can subscribe to the Course Hero site and share study materials and access tutoring, a type of crowdsourcing of resources. Respondents also replied: “I have very little experience and it's limited to YouTube tutorials” and “I have mostly used YouTube to view online instructional videos. This is the platform that the majority of my professors have used.” Others included, “I have seen online instructional videos on many different platforms but I would say YouTube is the most common” and “Not a great extent but YouTube and Course Hero.”

Question item 44 asked participants to consider all their previous experience with online instructional video and to share their perceptions of online instructional video for software

the video. One participant described video qualities most helpful for learning as,

Clear step-by-step instructions that outline how to properly complete the task. I found it helpful that we were able to view the screen as the instructions were given because it helpful when it comes to navigating the page.

Another participant's response supported this theme, "...showing step by step, visually what the instructor is talking about instead of someone just speaking at you."

When participants found the video easy to follow along with, they perceived the video as more effective for their learning, "I felt like the instructional video was very easy to follow along which allowed me to really learn how to use Adobe Acrobat." Additional responses included: "I learn by videos well especially when I can see exactly what the instructor is doing and can replicate it. I like seeing instructor click through so I can follow along" and "I feel that online instructional videos are very efficient." Another shared, "I think they are helpful in gaining an understanding of the software."

Theme 2

Another theme that arose out of the responses was the lack of previous knowledge of the software, despite the fact that participants are in their third year of college or more, and all had access to Adobe Acrobat DC and Adobe Creative Cloud prior to this study as well as all reporting having access to their own laptop and many reporting having used instructional videos in the past. One respondent commented:

Offering the video to a wider range of students would definitely promote student learning more effectively. I have been a student at [the university] for the last 4 years and have never heard of Adobe Acrobat DC. I also asked my two roommates who are also seniors and they have never used it either.

Three out of the ten survey participants had never used Adobe Acrobat DC before and none described having a lot of experience with it.

Theme 3

A third theme that arose from the open-ended responses included the idea of adding more interactivity to the video. Ideas from respondents included integrating the software into the video interface for ease of access and use and adding more interactive activities within the video to encourage learners to engage with the content. Participants perceived that increasing engagement with the content improves their learning. Comments included: “I would add a feature that allowed the user to have their own Adobe Acrobat pulled up so they could practice while they watched” and “I think I would try to make the video a bit more fun and entertaining while still doing a good job of explaining.” Others shared, “I would make the video more interactive so the student is more likely to pay attention for the entire duration” and “I would add an interactive portion. I think that would help solidify if someone was actually understanding the information or just following along.”

Participants noted that providing examples and including step-by-step demonstrative instructions allowing learners to follow along helped provide some interaction with the software, mentioning that being able to pause the video to help the learners to follow along was perceived as effective for their learning. A participant stated, “I liked the examples that were provided and feel it was thorough and effective.” An additional comment included, “Showing step by step, visually what the instructor is talking about instead of someone just speaking at you.”

Theme 4

A fourth theme discovered in the survey responses was the idea of segmenting and simplifying the video to improve student learning. These included ideas from the participants to

create different videos on subtopics within the 1-hour instructional video or to divide the video into chapters or segments for easier access to particular subtopics. One response included:

Because the software is so complex, I think that having different videos to address how to perform specific tasks would be helpful to student learning. If there were separate videos the student could access that address specific problems rather than one long video containing all the information, a student might be more inclined to use the resource.

Another respondent shared, “[They should] be in shorter, more specific segments that way if the students are only unfamiliar with one aspect they do not have to watch the whole video.”

Another participant suggested making the directions even simpler, recognizing that learners may not be as familiar with technology and/or the specific software being demonstrated, stating, “I would add even simpler directions for people who are not as familiar with technology.”

Interviews

Interviews with 6 volunteer participants were conducted using the approved interview protocol (Appendix B, Figure 5). Four interview participants also participated in the survey, as they were elicited at the end of the survey, allowing for the survey demographics to be linked to their interview responses. Two interview participants volunteered following the IRB modification allowing participants to choose only to participate in the interview, in an effort to increase data collection due to low participation.

All 6 interview participants were female. Pseudonyms were applied to provide anonymity. The 4 interview participants who also completed the survey indicated they were between 21-22 years old and in their fourth year of college. All four indicated they are full-time students not working part-time and listed their annual family income as \$50,000 or higher. All four identify as Caucasian, report no learning disabilities, and none are first-generation college

students in their families. Additional demographics of the majors of study and experience of the four volunteer interview participants who also participated in the survey (Gina, Anne, Lila, and Julie) are included in Table 10 . Demographic information of the two interview participants who did not complete the survey (Mary and Katie) was pulled from the interview responses and included in Table 10 below.

Table 10
Interview Participant Demographics

Pseudonym	Demographics
Gina	Kinesiology major, several courses have required watching instructional videos, a little experience with Adobe Acrobat, no experience with Adobe Creative Cloud, did not use closed captions when viewing the video
Anne	Communications major, several courses have required watching instructional videos, no experience with Adobe Acrobat, a little experience with Adobe Creative Cloud, used closed captions when viewing the video
Lila	Psychology major, several courses have required watching instructional videos, a little experience with Adobe Acrobat, a little experience with Adobe Creative Cloud, did not use closed captions when viewing the video
Julie	Kinesiology major, all courses have required watching instructional videos, a little experience with Adobe Acrobat, some experience with Adobe Creative Cloud, used closed captions when viewing the video
Mary	Kinesiology student, describes herself as a self-starter, familiar with self-teaching using the internet, usually uses written guides before using video, a little experience with Acrobat, some experience with Adobe Creative Cloud
Katie	Kinesiology student, states YouTube as her first step in figuring out something new, no experience with Acrobat, some experience with Adobe Creative Cloud

Participants joined the password-protected Zoom meetings individually in quiet locations and there were no interruptions or technical issues (Figure 5). Interviews lasted from 25 to 35 minutes in length. While 60 minutes were scheduled for each interview, this range of length was found to be sufficient for participants to respond to interview and follow-up questions that developed as part of the semi-structured interview.

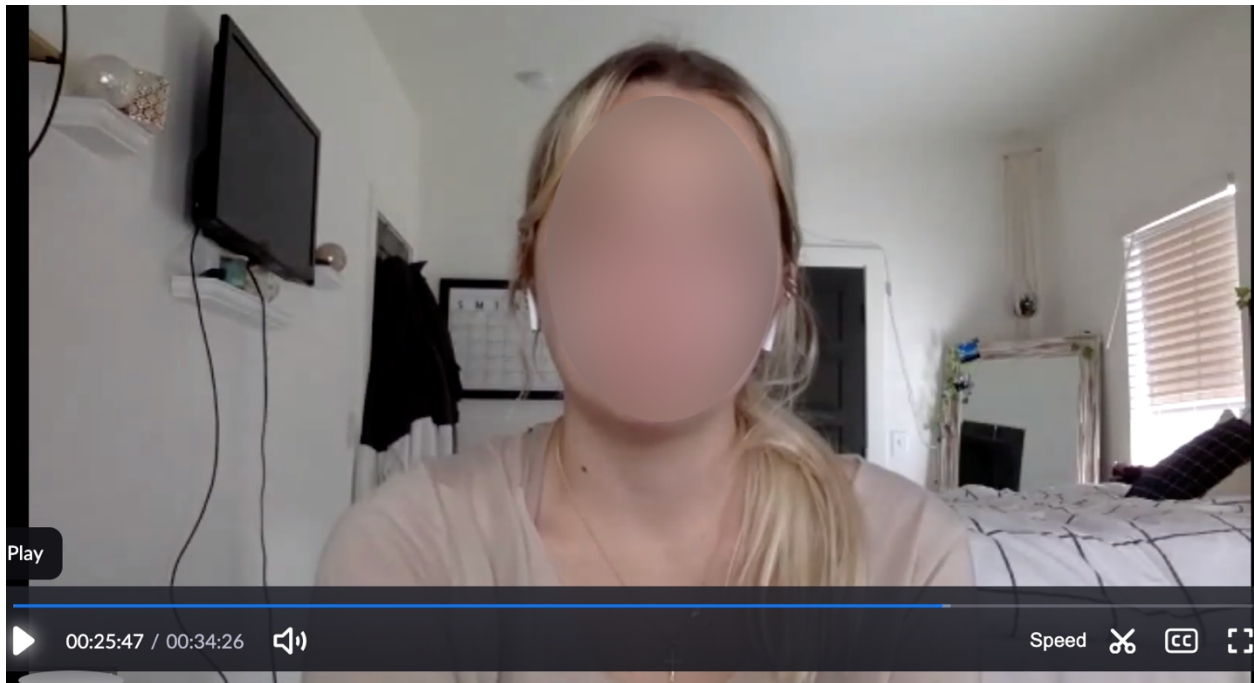


Figure 5
Screenshot of Recorded Zoom Interview (with participant blurred for anonymity)

Interviews were transcribed verbatim and coded using descriptive coding within 24 hours of each interview (Appendix F). The descriptive coding for each interview was first compiled according to each interview question for comparison of content to derive themes aligned with the research questions, as in the sample section from the coding shown below, with #1 representing the responses of the first interviewee, and so on.

“Interview Questions

RQ1

1. Tell me about your experience with using computers, mobile devices, and the Internet to help you learn.

Gina: Lots of tech in HS, in college, “hit or miss” depending on professor. Comfort level with tech is average, reports “pretty comfortable.” Had never used Adobe before this class. Adobe is helpful and easier than other programs for making PDF’s.

Anne: Fourth year of being a student at the university, used to using Canvas, email, MS office. Use a computer more for schoolwork and a phone for personal items instead of schoolwork.

Lila: Powerpoint, MS office, computer for schoolwork, phone for personal, also Pages

Julie: for classes, used to using Zoom, Panopto. Use a laptop and a phone. I have the basics to get work done.

Mary: I find resources from other people, usually other presenters working on the same thing. Most of this stuff, I end up being kind of a self starter.

Katie: I feel like that's my go-to for getting started, especially to look at YouTube videos, that's like my first step in trying to figure out something new."

Following this compilation of interview responses, I completed additional descriptive coding by reviewing the transcripts again and creating notes in a research journal to discover which responses from different interview questions matched current themes and developed new themes. Then, I reviewed all of the themes and matched them to each research question. As a result of the interview descriptive coding and analysis, the current themes derived from the open-ended responses were supported.

Theme 1: Positive Video Perceptions

All interview participants also expressed a positive perception of online instructional video for software knowledge, stating that in general using video to learn software is helpful. In particular, asynchronous video is perceived as more helpful than synchronous. This is likely due to the viewer's ability to pause and rewatch the video. Gina, a kinesiology major with little experience with Acrobat and no experience with Adobe Creative Cloud, shared, "It was better that it was a video and not a live Zoom. Being able to pause it and go back and rewatch and take your notes slowly helps. I did it step by step with the video. The instructor had a written list step by step from your video but the video was easier to use." Similarly, Anne, a communications major with no experience with Acrobat and a little experience with Adobe Creative Cloud, said "no problems, easy to understand, after watching the video, I had a better idea of how to use it."

Five interview participants agreed that they perceived video as an easier mode for learning software rather than screenshots and/or written directions. Julie stated,

Sometimes I use the images in Google but I feel like videos are...they just flow better. It's more like you can see the person literally moving, that video allows. I find video more engaging, you can follow along. If you have just a screenshot, you don't really have a reference point of where that screenshot's from. So a video shows you more reference and it's more general. I like to work better with step by step instructions and audio at the same time. It just helps me understand. I don't get bored. It's easy for me to follow.

Anne agreed, "I prefer a video because I like to visualize things. I like to see someone doing it instead of just reading." Mary, a kinesiology student who describes herself as a self-learner with some experience using Adobe Creative Cloud, described video as a "great first introduction" but indicated a preference for written guides when looking for a specific item, "it's much easier to find a specific piece of information where video tends to be much more holistic."

Theme 2: Previous Knowledge of Software Is Desired

Interview participants also noted a lack of previous experience with Adobe software, indicating a perception that previous experience with or earlier knowledge of the software would have been helpful before this semester, especially as most participants were in their fourth year of college. Gina stated she had never used Adobe applications before and had never downloaded it before.

My instructors had not required it before this one. Adobe would have been helpful to know before, it could have helped me in other classes with submitting assignments using PDF. Professors and I have even had problems with submitting a document. And then my professor can't view it because they don't have a Mac or they don't have the ability to

open it. So I think that with Adobe, it's nice knowing all your information's going to be there.

Gina's response indicated a perception that if technology doesn't work when submitting assignments, some professors might not believe it and take points off the assignment, so using Adobe Acrobat is helpful in ensuring the formatting stays the same when submitting assignments to the LMS; "some professors are nice...and they believe it it was an honest mistake and they let you resubmit it...some professors think that's just a way for you to get that extra day or so to do the assignment and they won't accept it." All interview participants noted little or no past experience with or knowledge of the concepts or tools of Adobe Acrobat. When asked about prior experience with the software, Julie stated, "not at all until Acrobat for this class."

Theme 3: More Interactivity in Video Is Desired

Three interview participants noted features of the video that enabled some interactivity, such as the ability to review the video, refer back to it as a memory aid, use the captions, and expressed the visual nature of the video as positive for their learning. Gina shared, "It's nice to watch a video like yours so you can see it step by step and follow along. We can go on Adobe ourselves and we know exactly where the tools are because we've seen it." Anne shared, "I prefer a video because I like to visualize things and rewatch parts of it." Julie stated, "When I was going back to try to do it myself, there were some things I forgot, so I had to go back and refresh my memory." Lila commented, "I prefer video, because you can see step by step how it's going with the software." Using captions was another way the interview participants engaged in some interactivity by listening to the audio and reading the captions at the same time to understand it better. All interview participants reported using the closed captions available on the video. Lila, a psychology major with a little experience with Acrobat and Adobe Creative Cloud

stated, “I’m a very visual learner and the captions help me understand all that’s being said, if there’s a new term I don’t know for example.” Julie, a kinesiology major with a little experience with Acrobat and some experience with Adobe Creative Cloud agreed, “I always have captions on, no matter what I’m watching, movie, TV show, instructional YouTube video I always have captions on. If I didn’t understand all the words, I can also read them.” Anne stated, “I used closed captions, I do that with everything I watch, TV, everything, it’s easier for me to understand and follow, I’m not missing anything they’re saying.”

Katie, a kinesiology student who often uses YouTube, with no experience of Acrobat and some experience with Adobe Creative Cloud, shared that she finds the interactive nature of video enabling her to see the software before beginning to work in the software was helpful to her learning, “it helps me visualize it before I even open it. So when I get into it, I already know like what to expect...and being able to pause a video and go back if something tripped me up.”

Theme 4: Segmenting and Simplifying Video Improves Learning

Interview participants agreed that the organization of the materials in the video was important to their learning. In particular, participants noted starting from the very beginning of the tasks, including downloading the software, then going over the interface, then demonstrating to use of the tools, was perceived as positive for their learning. Gina stated, “I liked that you started with generic tools. If you know how to work those, then the other tools will be easier to learn.” Julie shared, “You started with the basics first which I liked. And then you didn’t go into all of the other tools, just mostly the ones we needed. But, I felt like I could figure out the other tools later if I needed to since you showed the basics.”

Two interview participants agreed that segmenting and/or simplifying the video would improve learning, supporting the perception that how the material is organized affects learning.

Anne commented on the length of the video, “If it was a little bit shorter it would be better but I know you have to add everything in the video. Some people might think it’s long and then they don’t want to watch it, it’s hard to follow. I was more engaged at the beginning of the video.”

Mary shared, “it’s not usually like in segments so like you can miss something and lose your train of thought.” She also stated, “typically, I could take what I learned from the video, kind of either review it or find the right [written] guides to just get where I needed to be.”

New Themes: Interviews

Additionally, due to the more in-depth questions afforded by the interview and the semi-structured interview format which allowed follow-up questions, new themes emerged.

Theme 5: If Skills Are Perceived as Useful, Learning Improves

If the skills presented in the video are perceived as useful, then learning improves as the video is perceived as easier to use. As Lila commented, “I definitely think I’ve been using the software a lot more in general. So I think this video helped me out a lot.” Julie agreed, “Everyone uses PDF so it’s like very useful to have that and be able to do it fast and not have to teach yourself in the future.” Participants perceived the video as useful for gaining skills for continued use in the future. Anne shared that she perceived the software skills as “Very useful in my job in the future, I will do an internship then will look for a job in the fall, and I will likely be using some kind of software and computers, so it’s very beneficial, a good learning experience.” Gina echoed these thoughts, “Also I’m going to go to grad school, to go into the medical field, I will need to be able to share documents in a format that people can read.” Katie shared, “having Adobe under your belt, it’s definitely helpful and will put you like a little above people who may not be able to use the software.” This supports the perception that the video is more useful to them if they can use the software skills beyond a class assignment which may increase learning,

as this perception may increase motivation.

Theme 6: Learning from Video Requires Focus And Attention

Interview participants reported the need to focus when learning from video. When asked about the setting in which they watched the video, Gina shared, “I was at home. So it was quiet, easy for me to concentrate. If I was at home with my parents like I was last year [due to COVID], it would have been a lot more difficult with everyone around.” Julie agreed, she viewed the video “in my own room, not with my roommates so I don’t miss details. If you zone out or hear what your roommate said for a second, you might miss a step.” Katie shared, “I was with my roommate, but I put in my earbuds so it’s quiet.” Anne and Lila also viewed the video at home, in a quiet environment, and reported using earbuds to help focus on the audio and visual content. This supports the perception that it’s more difficult to focus on instructional video if the learner is not in a quiet or calm environment or if the learner is not focused. Anne reported, “You had to pay attention, but if you paid attention, then it was easy to follow.” All participants reported using their laptops to access the video rather than a mobile device. Mary shared, “I watched it on a computer because I think it’s helpful for that kind of thing to be able to follow along, to some extent, that wouldn’t really be possible on a mobile device.”

Theme 7: Natural Class Setting and Personalization Improves Learning

The more natural aspects of the video were perceived as helpful to learning. Participants reported the setting of the video being a recording of a live session with student attendees present and student employees helping to present was perceived as conducive to learning. Gina stated,

It was also helpful that you recorded a live session as the recording, because there were other students in it. When the students in the video had questions, I was thinking those are my questions too, and then the questions were answered. Also, you had a student

worker explain some of it and that made it really easy when I watched the video and went over it. Like, I remember the scan app, like that was the question I had too.

In the video, a student employee demonstrated the Adobe scan mobile app as a complement to Adobe Acrobat, demonstrating how she scans her artwork to present it digitally in an online portfolio. This statement by the first interview participant led me to add a follow-up question to all of the other participants regarding the presence of students and student employees in the video. Anne shared that including the students in the video made it “more relatable because I’m a student...they were showing us how to do it, it made it more easy for me to...relate to them...like, I can do it too...kind of encouraging.” Lila shared, “It was good to see students in the video because it shows like what you can do with the software. So it’s interesting and probably good for motivation to see things like that.” I was curious if it mattered to the participants if it was student employees in the video doing a demonstration, or if they thought it would have the same effect if it was a faculty member doing a demonstration. Responses were split on this; three interview participants stated that it was better to have students demonstrating, three stated it wouldn’t matter who, that it depended on the information shared. When comparing these opinions across majors or experience with software, no consistencies were found. Katie, a frequent user of YouTube with some experience, liked the students demonstrating, stating, “student perspectives really helps.” Julie, also with experience in using instructional videos and some experience with software shared,

As for the other students in the video, sometimes that was kind of neutral for me, but sometimes I was interested in them explaining their process and how they did it, like, ok, I can do it too. So I found it helpful when the student showed an example. It gives you a little reassurance. So maybe I can do it. [It] might not be as hard as I think.

Lila, with experience using instructional videos and a little experience with the software stated, “Whoever’s talking isn’t that important, just maybe what they are sharing and if it’s valuable to you.” Mary, familiar with teaching herself on the internet and with some experience in Adobe Creative Cloud, shared, “I don’t think it matters either way, it’s just the idea that, this is how I use it.”

Continuing with the theme of a more natural setting, interview participants also noted that the speaking style of the video and the presence of the speaker’s image on the screen helped improve their learning. Lila shared, “I liked that you didn’t read from a script, that can be kind of boring.” Julie agreed, and also commented on the combination of the speaking style and the presence of the speaker’s image on the screen, “I liked the tone, very clear, detailed. I like how you can also see you’re talking and you can also see what you’re doing on the screen. If it was a video of just you talking, I wouldn’t like that style.” Gina commented that the speaking style was “not too fast, not too slow, clear and concise, not a lot of extra wordy content.” With regards to the speaker’s image, she continued,

Especially when you are watching an instructional video and you’re not in a classroom, it’s nice to know an actual person is explaining to you. Just voiceovers are ok but seeing a face is better, you feel kind of face to face with the instructor. It sounds like an actual person sitting down to talk to you even though it’s a recording.

Other interview participants reported that the speaker’s image on screen was perceived as just normal or natural, or that they felt neutral about the image being present. Lila noted, “I would honestly say I didn’t notice. It was just sort of like a natural setting. It doesn’t feel forced or pressured.” Julie shared, “I think if I was just watching the screencast, I would’ve figured it out but it’s easier when you’re saying the words and I can see you are saying them. It’s easier to

understand than when you're just moving your mouse." Katie stated, " I think it helps make it personal, too, because when you're just staring at like a PowerPoint, for example, it just feels like you're staring at a PowerPoint. I really like seeing interaction with someone. I think a lot of people kind of like seeing that maybe there's an actual person behind it." This supports the perception that the video is easier to understand when more natural presentation styles are used. One participant, Mary, expanded upon this idea further by stating that how useful she perceived the video to be depended on the presenter,

...the baseline expectation of where the person is [skill-wise] in the software is not set, especially when you are trying to learn something specific, so they may start bringing up concepts you've never heard of before. But if you're on the [skill] level of the presenter, it's every effective and fast.

Summary

The results of the descriptive survey led to the discovery of four themes, including:

- a generally positive perception of online instructional video for software knowledge development and learning, particularly asynchronous video
- a perception that lack of previous exposure or experience to or with the software decreased learning
- a perception that increasing interactivity within the video would increase student engagement with the content and thus increase student learning
- perceptions that the organization of the materials in the video affected learning, including starting with basics and building up positively affected learning, and that segmenting and/or simplifying the content within the hour-long video would increase learning

The results of the semi-structured interviews supported the four themes discovered via the descriptive survey and expanded upon the perceptions revealed by the descriptive survey. Additionally, three more themes were revealed through more in-depth inquiry via individual interviews using a set of interview questions and follow-up questions:

- An idea that the more useful the information in the video is perceived to be, the more effective the instructional video will be
- A perception that video requires concentration and that if the learner is focused on the instructional video, learning increases, while a loss of concentration results in less effective learning, particularly from video instruction
- Perceptions that more natural settings and casual presentation styles used in an instructional video lead to more effective learning

In total, seven themes were uncovered by gathering descriptive qualitative results to answer the research questions of this study regarding the cognitive qualities of the online instructional video for software skills development and undergraduate student perceptions.

CHAPTER FIVE: DISCUSSION AND CONCLUSIONS

Introduction

The purpose of this basic qualitative study was to explore undergraduate students' perceptions of instructional video for acquiring software skills knowledge. Participants included undergraduate students enrolled in a kinesiology course at a university. Ten participants completed the descriptive survey and 6 participants took part in individual interviews. Question items were developed from current instruments and the research questions. Analysis of the data as described in Chapter 3 resulted in the emergence of seven themes. Themes 1, 3, and 5 aligned with research question 1 and themes 2, 4, 6, and 7 aligned with research question 2. In this chapter, the interpretation and implications of the findings are discussed, as well as the limitations of the study, suggestions to improve practice, and recommendations for further research in the field.

Summary and Discussion of the Findings

The two research questions are presented with an interpretation and implications for each question through a discussion of the findings from the descriptive survey and interviews. The discussion also includes the findings' relations to literature and theoretical framework described in Chapter 2.

Research Question 1

How do undergraduate university students describe the cognitive qualities of library staff created online instructional video for software knowledge development in a kinesiology research course?

Interpretation of Findings for Research Question 1

Undergraduate university students describe the cognitive qualities of library staff created

online instructional video as generally positive for their learning, a desire for more interactive elements, and tended to view the video more positively and learn more effectively when they believe the software skills learned will be useful to them in the future as well as in the present.

Likert-Type Survey Item Findings

For the ten-item Likert-type Leppink et al. (2013) scale on cognitive qualities, participants responded to each of the questions on an 11-point scale with 0 to meaning *not at all the case* and 10 meaning *completely the case* (Appendix C, Table 8). Using descriptive statistics of minimum and maximum and median, the results indicate that in general, participants viewed the video as containing positive cognitive qualities for their learning. Participants viewed the activity of learning from the online instructional video on software as of average complexity. Items 1-3 focused on the level of complexity of the activity. The minimum of 1 and maximum of 11 for items 1-3 indicate differing responses at each end of the the scale. However, the results of items 1-3 indicated medians of 5.5, 6.0, and 6.5, falling a little higher than the middle of the 11-point scale. Items 4-6 were negatively worded, asking about the level of clarity of the explanations in the activity. The minimum of 1 and maximum of 11 for items 4-6 also indicate differing responses at each end of the the scale. However, the median results of 1.0, 1.5 on the 11-point scale indicate strongly that the participants did not believe that the instructions were unclear or ineffective. Items 7-10 include the topic of if the activity improved their knowledge and understanding of the topic. The minimum and maximum of 1 and 11 for items 7, 8, and 10 indicate differing responses at each end of the the scale. The minimum of 6 and maximum of 11 for item 9 indicate a tendency towards the maximum value of the scale. These question items had the highest medians of 9.5, 10, and 10.5 on the 11-point scale. These results from the Likert-type items provide a baseline of data indicating that the online instructional video on a software topic

contained generally positive cognitive qualities, maintaining low cognitive load, as the Leppink et al. (2013) scale includes the measurement of cognitive load by incorporating measures of intrinsic load, extraneous load, and germane load (Sweller et al., 2011).

Open-Ended Survey Item Findings

To gain richer data beyond the Likert-type scale, participants responded to open-ended question items based on Cognitive Load Theory principles (Chen, 2016; Miner, 2018; Valenti, 2019) and the research questions and participated in semi-structured interviews. Themes 1, 3, and 5 that were discovered in this process aligned with research question 1. Theme 1 involved the perception of participants that video is an effective way for them to learn software, mainly due to the visual nature of video and being able to follow along to a screencast. Participants reported asynchronous video as better for their learning so they could pause the video and return to it as a memory aid, and use the captions to help them understand. This aligns with findings from other studies (Andrade et al., 2014; Ibrahim, 2012). Theme 3 involved the perception that interactivity with the video or with an embedded activity using the video increases learning.

Many participants reported using the captions to stay engaged with the content as well as referring back to the video and following along step by step with the software also up on their computer screen. Several participants suggested increasing interactivity through an embedded software window within the video or similar ways to increase student engagement with the content such as seen in other studies (Li & Liu, 2012; Ou et al., 2019). Theme 5 includes the idea that if learners perceive the knowledge in the video as useful then their learning improves, as the video is perceived as easier to use. This perception of ease of use may be more of a motivation factor. Many participants reported that they realized they would be using the software not only for their class assignment this semester, but also in their future internships, job searches, and

careers. Participants viewed the video as more useful to them when the skills learned could be applied to other scenarios in the future and perceived the video as helpful to their learning, as seen in other studies that incorporated worked examples and focus on skills development (Galanek et al., 2018; Miner & Stefaniak, 2018). Participants indicated viewing the instructional video increased their confidence in their ability to use the software, enabling them to apply the skills learned in the future.

Implications of Findings for Research Question 1

For the ten-item Likert-type scale on cognitive qualities (see Leppink et al., 2013), results indicated that participants positively perceived the overall cognitive qualities of the video for learning. The middle-range medians for items 1-3 may indicate participants perceived the topic to be fairly complex and thereby would benefit from cognitive load management. The low medians for items 4-6 may indicate participants considered the video to contain clear and effective explanations. The higher medians for items 7-10 may indicate participants perceived the video to enhance their understanding and knowledge of the software. Videos created or used by librarians in the future for software knowledge development should maintain low cognitive load and aim for clear, effective explanations, particularly when the topic is complex as is the case with software knowledge development. When creating videos in the future, library staff could use the Leppink et al. (2013) scale to review the cognitive qualities of the video as part of an assessment or follow-up survey to lower cognitive load and increase learning. Having the scale results as a baseline is useful going forward when reviewing the open-ended survey and interview results for richer data.

The implications of the findings with regards to theme 1 include creating instructional videos with step-by-step demonstrations of the software combined with clear explanations by the

instructor that are available for on-demand use by students. All participants indicated asynchronous video as an effective learning tool for software knowledge development as they perceived it to be easy to follow along. As participants often indicated using the video as a memory aid, librarians could also provide easy ways for students to find the instructional videos on a main library web site or embedded within their LMS courses, as was the case with the video used in this study, and provide ways for students to control the video, including ways to pause it, promoting engagement (Powers, 2020). Librarians could use a video platform students are already familiar with, as was the case in this study. Additional memory aids such as brief text and screenshot guides could be included with the video as supportive learning materials.

Library staff could focus video and resource production or curation on university-specific information, such as what software is available, what is it used for, and how to access software packages provided to students by the university. Focusing content on university-specific tasks, such as where to request and download software, what software and resources are available to enrolled students, and how to get started with the basic tools of the software, can assist students by bridging the gap between software provided and student access and use. This can empower students to begin working in the software and enable them to access additional software-company resources or YouTube or LinkedIn videos that are more advanced as students grow in their skills and confidence. Locating or curating university-specific software informational videos and resources on the main library website can assist students with finding valuable academic assistance as students are accustomed to visit the library website for informational searches (Mayer et al., 2020). This would expand upon the library's campus status as a main source of learning resources and academic support services for students (Tuamsuk et al., 2013). This expansion could have the added benefit of libraries demonstrating or increasing their value

to the university.

In regards to theme 3, the implications of the findings include that increasing interactivity with the video or adding interactive activities with the video increases student learning. Ways to increase student engagement with the material in the video could be explored, perhaps by having the instructor explicitly include an activity and request that viewers pause the video, complete the activity with the software, rewatching a segment as needed, and then continuing the video when the activity is accomplished. Libraries could offer live online instructional sessions along with recorded sessions to provide opportunities for interaction with the instructor and the content. Quizzes or other formative assessments could be embedded within the asynchronous video to “help solidify if someone was actually understanding the information or just following along,” as one participant commented. Interactive segments could be added to the video to increase student engagement with the content, thereby increasing learning. This could be particularly helpful in the case of this type of topic, software skills development, as it is a complex topic; adding interactive segments could reduce cognitive load by separating the topic into subtopics (Galanek et al., 2018). As many participants indicated that they used closed captions to help them understand and stay engaged with the content, closed captions should always be included as an option for the viewer and has been found as positive for learning despite the redundancy principle (Ozdemir, 2016). Additionally, the ability to control the video by being able to pause, adjust the volume, open it in a separate window on their computer, and locate the video easily can increase the ability to interact with the video and the content (Mayer et al., 2020).

The implications of the findings with regards to theme 5 include that if students perceive the knowledge shared in the instructional video as useful, then they perceive the video as easier to use, and learning improves. When creating instructional videos, library staff should explicitly

include how the information shared in the video and the software skills to be acquired will help students in areas other than for one assignment. Software videos should include ways the skills gained can be used now and in the future. The perception of ease of use may derive from increased motivation or a viewpoint that the topic of software skills is practical and relevant (Hajhasmi et al., 2016; Sligar et al., 2020). It may also derive from a feeling of increased confidence in their software abilities. Sharing a variety of relevant ways in which the students can use the software in their future activities and/or careers should be included as part of online instructional videos for software skills development, as well as encouraging basic software skills to build upon, empowering learners to continue to learn on their own.

Research Question 2

Considering Mayer's (2014, Chapter 12) multimedia principles of Cognitive Theory of Multimedia Learning, what qualities of the library staff created video do undergraduate students perceive as most effective for their software knowledge development?

Interpretation of Findings for Research Question 2

Considering Mayer's (2014, Chapter 2) multimedia principles of Cognitive Theory of Multimedia Learning, the qualities that undergraduate students perceive as most effective for their software knowledge development involve multimedia principles that relate to earlier exposure to the software, the organization of the materials in the video, the importance of being able to focus on the video, and the setting and delivery methods of the video. To gain rich data, participants responded to open-ended question items based on Cognitive Theory of Multimedia Learning principles (Mayer, 2014, Chapter 12) and the research questions and participated in semi-structured interviews. Themes 2, 4, 6, and 7 that were discovered in this process aligned with research question 2.

Participants noted a lack of previous experience with Adobe software and indicated the desire to have been more familiar with the software application prior to this class. Theme 2 involved the perception that previous experience or prior knowledge of the software or the Adobe software suite of applications before encountering the application for the first time this semester would have increased learning. In particular, as the participants were in their third year of college or higher, it is surprising that many did not have any knowledge of or familiarity with the software suite (or even just knowledge that they have free access to it). This finding is consistent with Mayer's multimedia principle of pretraining, the idea that people learn better from a multimedia lesson when they know the names and characteristics of the main concepts (Mayer, 2014, Chapter 12) and supports undergraduates' need for software knowledge for academic success (Alexander et al., 2020; Tang & Chaw, 2016). As students at the university, participants very likely had been exposed to the library as a source of academic support and to additional resources available to them, such as Adobe Creative Cloud software. However, they may have been made aware of these services as younger students or as part of orientation to the university. If the students did not need the software knowledge at that time, it is likely that they did not access the resources, as students tend to access resources they perceive valuable to their learning at the moment of need (Hajhashemi et al., 2016). Students may benefit from ready-access to on-demand videos available to them at their time and point of need.

With regards to theme 4, participants noted that the organization of the materials in the video was perceived as important to their learning. This included demonstrating the tasks involving the use of the software from the beginning, including how to access and download the software, reviewing the interface and the tools, and including step-by-step screencast examples of how to use the software to accomplish tasks. Participants noted that starting from very basic

beginning tasks and scaffolding the knowledge within the video was helpful to their learning. Participants gained confidence in their software skill abilities through the use of instructional video, reporting afterwards feeling empowered to learn additional, more difficult features on their own. They also noted being able to visually follow along step-by-step was perceived as helpful to their learning. These findings are consistent with the spatial contiguity principle, the idea that people learn better when corresponding words and pictures are presented near rather than far from each other, and the temporal contiguity principle, the idea that people learn better when corresponding words and pictures are presented simultaneously rather than successively (Mayer, 2014, Chapter 12). Some participants commented on the length of the one-hour video, stating the segmenting and/or simplifying the video would help their learning by dividing the content into smaller sections, as seen in similar studies (Mahajan et al., 2020; Sentz et al., 2019; Sweller et al., 2019). These findings are consistent with the segmenting principle, which states that humans learn best when information is presented in sections or segments, rather than one long continuous stream of information (Mayer, 2014, Chapter 12).

Theme 6 addressed the idea that students need to be able to focus their attention on the video in order to take in the software skills knowledge. Participants reported needing to pay attention to the video to increase their learning. All participants reported using laptops to access the video and downloading the software to their laptop. They also reported viewing the video in a quiet area, most of them stating they watched it in their own room, with no other people around or they used earbuds to only listen to the video rather than extraneous noise. This would help them reduce their extraneous cognitive load, and this finding is consistent with the coherence principle, which is the idea that people learn better when extraneous words, pictures, and sounds are excluded rather than included (Mayer, 2014, Chapter 12). This finding is also consistent with

other studies involving the reduction of extraneous load resulting in improved learning (Schilling et al., 2016; Szulewski et al., 2016).

In theme 7, it was revealed that students perceived more the more natural aspects of the video, such as the casual learning setting of the video and the conversational speaking style of the presenter as helpful to their learning the software. A part of the setting that participants noted was that since the video was a recording of a live instructional session, students were present in the video, some as learning participants and some as student employees who helped to explain and demonstrate projects they had created with the software. Many participants noted that the presence of students in the video in each of these roles was helpful to their learning as it made the topic more relatable. This was particularly strengthened when participants perceived themselves to be on a similar skill level of the presenter, for example when students were included as presenters, demonstrating the software. These findings are consistent with the personalization principle, which is the idea that people learn better from multimedia lessons when words are in conversational style rather than formal style, and the voice principle, which is the idea that people learn better when the narration in multimedia lesson is spoken in a friendly human voice rather than a machine voice (Mayer, 2014, Chapter 12). This is also consistent with medium naturalness, which includes the idea that the more natural the learning media is, such as including the speaker's image and using a conversational voice and delivery style, the more learning takes place (Weiser et al., 2018). Some participants noted that the presence of the speaker's image on the screen was helpful while others stated that it had no effect or that they had a neutral opinion of the speaker's image being present on the screen. This finding is consistent with the image principle, which states that people do not necessarily learn better from a multimedia lesson when the speaker's image is added to the screen (Mayer, 2014).

Implications of Findings for Research Question 2

The implications of the findings for research question 2 include creating opportunities for earlier exposure to software for students, organizing video materials and segmenting video to improve learning, encouraging the reduction of extraneous cognitive load to enable students to focus on video, and implementing natural settings and speaking styles into instructional video to increase learning.

The findings within theme 2, which involve a lack of exposure to the software prior to the viewing of the video and being asked to use it in an assignment, suggest that library staff could work to create opportunities for earlier exposure to software suite applications to which students have free access. Libraries typically assist students with general information literacy and knowledge development (Dahlstrom & Bischel, 2014; Khoo et al., 2018) and may have access to first-year courses where software terminology and initial access and basic information about the software applications available to students could be shared earlier on in their academic experience as students, exposing them to the possibilities and basic uses earlier, resulting in an increase in software knowledge. As it was effective to include the use of the software within a kinesiology course in this case, library staff could work with faculty across the university to embed the usage of the software within coursework, helping students learn software skills both for their classwork and for future career work beyond university.

Theme 4's reveal of the importance of the organization of the material in the video suggest that videos created by library staff continue to contain scaffolding material, starting from very basic beginning use and adding tools and more difficult demonstrations, building upon previous information to help learners create permanent knowledge or schema (Sweller et al., 2011). Based on the findings, library staff should segment or divide instructional videos into

smaller subsections to enable easier access to specific parts of the software knowledge to increase learning, since learner's working memory is limited (Sweller et al., 2011). In this case, the one-hour video could be divided up into several shorter videos by subtopic, such as a video on accessing, downloading the software, and an overview of the interface, and another video overviewing the tools, and another video demonstrating using specific tools to complete a project, and so on, using segmenting to decrease cognitive load (Mayer, 2014, Chapter 12). Providing shorter videos may also increase the likelihood of students using the video as well as improving their access to use the videos as memory aids, as decreasing the length of the video could decrease germane load (Stanković et al., 2018; Sweller et al., 2019).

Theme 6 revealed that students need to focus on the video to effectively learn from the video. While participants in this study reported using laptops and having access to a quiet setting helped them retain focus, not all learners may have access to computing and quiet study space. Library staff can help provide similar access to students that proved helpful to participants in this study. University libraries can provide laptops available for checkout to students (with the software already installed) or access to desktop computers (with the software already installed) in quiet locations as well as internet access. Libraries can provide inexpensive earbuds for free to students upon request. Libraries can offer quiet study spaces that students can book in advance to use when accessing instructional video. When creating instructional video, library staff can include a brief introduction at the beginning of the video, suggesting that the viewer watch the video on a computer rather than a mobile device and that the viewer access the video in a quiet location to help the learner focus on the video content, using earbuds or headphones as needed. During this brief video introduction, library staff can profile the equipment and quiet study spaces available to students, increasing the likelihood of helping students reduce extraneous load

(Sweller et al., 2019). The video introduction could be part of a video template that library staff use when creating all of their instructional videos.

Theme 7 addressed the perception that when students view a video with more natural instructional aspects, learning is more effective. Library staff can implement a more natural video setting by recording a live instructional setting where student participants ask questions and the instructor responds, or by having student employees present software demonstrations, as in the case of the video used in this study. To resolve privacy issues, library staff could “stage” students with questions who agree to be on video, or invite a student guest presenter who agrees to be on video, if they want to make their video available to the public. Library staff can use Panopto or a similar video storage management platform to manage the privacy settings desired. When creating instructional video, library staff can use conversational styles of speaking when presenting in video as findings show participants found the more casual but still professional style effective for their learning. As participant responses to the speaker’s image being on the screen was mixed, library staff could create videos both with the speaker’s image on the screen and without, enabling students to choose the mode they prefer.

Limitations

Limitations of this study include:

- This study sampled the population of undergraduate students at one university in kinesiology courses, including 10 survey participants and six interview participants in their third year of undergraduate college or higher. Including participants in a variety of types of undergraduate courses would provide more varied viewpoints and more varied demographics, as well as increasing the number of participants. Participation was lower than expected and was addressed by modifying the IRB (approved) to include the option

for each participant to receive a gift card, an additional, similar kinesiology course was added to increase potential participant pool, and the option was given to participate in the survey or the interview or both.

- Participant's overall technical abilities were not measured and considered in this study (apart from one interview question addressing general experience with technology). Including additional measurements on participant's technical abilities would provide richer data for consideration with the results.
- In this study, the researcher issued the survey, was the interviewer, and created the video on software used as the instructional intervention. Social desirability (Given, 2008) may have been a factor in gathering results as participants may have tended to report their answers in a more socially acceptable way to the researcher rather than expressing their true responses.
- This study used an instructional video on a specific software topic currently in use within the course. Including more instructional videos on varying software topics or in various delivery formats would provide richer data.
- By including a survey and interviews, this study relied on participants self-reporting their perceptions and experiences, which can be inaccurate, as participants could have linked previous experiences or experienced selective memory.
- The interview questions were developed specifically for this study, and the survey questions were slightly modified to align with the research questions.

Suggestions to Improve Practice/ Recommendations for Further Research

The purpose of this study was to explore undergraduate student perceptions of instructional video for software skills development. Based on the findings, suggestions to

improve practice include:

1. Library staff should develop instructional videos on software skills in addition to more traditional library information literacy skills. Libraries typically offer a central location on campus with access to computing and software, and students are used to accessing library facilities for quiet study and information access. Creating supplemental asynchronous video instruction in the area of software skills development fills a software knowledge gap that many students experience and increases the value of the library and library staff to the university.

Library staff unable to create videos due to lack of time or access to tools should curate instructional software videos for easier student access. Once supplemental asynchronous video is created or available, Library staff should work to use these resources to empower students by showing students the value of software skills knowledge for use beyond their course assignments and improve the software skills confidence of students by seeking to share at minimum basic software access information with students early on in their college careers. As a central source of supplemental instruction across campus, library staff can work with faculty to incorporate software use into coursework and can also work with entities across campus such as career services to expose students to the long-term value of software skills development. Offering live presentations including these topics and including this type of information in asynchronous video created by library staff could help to spread the message of long-term skills development to students (Anthonysamy et al., 2020), leading to increased likelihood of use of the videos and software skills confidence in students and potentially leading to industry-recognized software certification programs based in the central location of the library, for example.

2. Library staff should incorporate multimedia principles when creating online instructional videos to enable more effective learning for students. In particular, this study found the

multimedia principle of segmenting (Mayer, 2014, Chapter 12) as a key improvement suggestion from student participants. Chunking information makes the complex software skills information more manageable for students, decreasing cognitive load (Mayer & Moreno, 2003) and promoting confidence in their new software abilities. Increasing confidence leads students to feel empowered to continue learning the more advanced features of the software on their own.

Creating shorter videos on subtopics within a topic will also allow the students to more easily find and access specific topics as needed for use as memory aids (Sweller et al., 2011) and will allow library staff to more easily create and update videos as software changes. Library staff unable to create videos should curate instructional software videos that utilize segmenting for improved student learning.

3. The spatial contiguity principle (Mayer, 2014, Chapter 12) was found to be effective for student learning and students indicated a desire for interactivity with the presented content within the instructional videos. Library staff should implement step-by-step screencast directions for software skills development and add interactive aspects such as embedded formative assessments to instructional videos to encourage student engagement with the content to improve learning.

Videos should also always include closed captioning as an option, as students also reported using the closed captioning as a way to interact with the video and remain focused. Library staff unable to create videos due to lack of time or access to tools should curate effective instructional software videos with closed captioning and interactive learning activities such as modules with built-in quizzes or small project-based activities using the software being learned.

4. The additional multimedia principles of the personalization principle and the voice principle (Mayer, 2014, Chapter 12) were found to be effective for student learning and easily incorporated using basic video creation tools that university libraries typically have access to.

Library staff should consider including student presenters or guest presenters in instructional videos to provide personalization via speakers in the video and to provide demonstrations of the software in an actual project use to show students immediate relevance (Hajhashemi et al., 2016). Students viewed student presenters as a person on their same skill level, which instilled confidence in their ability to learn the software. A similar positive effect would likely be gained from faculty presenters, as some students indicated the background of the presenter did not matter, just if they presented the demonstration on their skill level, and if students perceived the content to be valuable. Library staff should personalize the videos by including presenters who speak on the students' level of software knowledge to create confidence and empower student learners. Library staff should also create more natural learning video settings by recording live classes where participants ask questions, using a more conversational style when speaking, and including the option to view the speaker's image on screen if desired (Weiser et al., 2018).

Additional research in this area would improve understanding of student perceptions of instructional video for software knowledge. Recommendations for further research include:

1. Continuing to utilize the Leppink et al. (2013) ten-item scale in various types of knowledge settings to contribute to the field of cognitive knowledge and multimedia learning.
2. Additional qualitative research involving Cognitive Theory of Multimedia Learning (Mayer, 2014) as recommended by Leppink et al. (2013) to gather understanding of cognitive processes via perceptions and richer descriptions.
3. Replicating this study at other universities or libraries or with other courses and levels of undergraduate students to compare results and advance the area of library and other academic support entities.

4. Developing a longitudinal study to explore changes in perception of instructional video over time, for example first-year undergraduate students through their final year of undergraduate courses to determine if experience, type of major or other demographic data reveals additional results that could assist creators of instructional videos to improve practice.

Conclusion

The findings of this study demonstrated that exploring undergraduate student perceptions of library staff instructional video qualities to support software knowledge development informs video design in a positive way to improve learning. Understanding students' experiences when seeking to fill a knowledge gap through asynchronous instructional video provided valuable insight into how students view instructional video for software knowledge and will help to improve the practice of library staff-created instructional video. Viewing student perceptions through the lens of Cognitive Theory of Multimedia Learning (Mayer, 2001) and incorporating multimedia principles when designing software support videos increases the likelihood of student success. Through this increased understanding of students' perceptions via qualitative study, library staff and other educators will be able to design and evaluate effective instructional software videos to address the knowledge gap experienced by undergraduate students in the area of software applications and implementation. A handout highlighting recommendations for library staff based on the findings of this study is included as Appendix G. Additional qualitative research in the area of perceptions and cognition will improve practice and advance the field of instructional technology through a greater understanding of learning processes.

REFERENCES

- Abello, J., Pardalos, P., & Resende, M. (2013). *Handbook of Massive Data Sets*. Springer. <https://doi.org/10.1007/978-1-4615-0005-6>
- Alexander, B., Adams, S., & Cummins, M. (2016). *Digital literacy: An NMC horizon project strategic brief* (pp. 1–16). The New Media Consortium. <https://www.learntechlib.org/p/182085/>
- Andrade, J., Huang, W., & Bohn, D. (2014). Multimedia's effect on college students' quantitative mental effort scores and qualitative extraneous cognitive load responses in a food science and human nutrition course. *Journal of Food Science Education*, 13(3), 40–46. <https://doi.org/10.1111/1541-4329.12030>
- Aniroh, K., Hanum, L., & Ariyanto, A. (2018). The effectiveness of YouTube live streaming as digital learning media in tourism and guiding subject. *Arab World English Journal, Special issue*, 193-201. <https://awej.org>
- Anthonyamy, L., Koo, A. C., & Hew, S. H. (2020). Self-regulated learning strategies in higher education: Fostering digital literacy for sustainable lifelong learning. *Education & Information Technologies*, 25(4), 2393. <https://doi.org/10.1007/s10639-020-10201-8>
- Atkinson, R. C., & Shiffrin, R. M. (1968). Human memory: A proposed system and its control processes. In K. W. Spence & J. T. Spence (Eds.), *The Psychology of Learning and Motivation: Advances in Research and Theory* (Vol. 2, pp. 89–195). New York: Academic Press.
- Ayres, P. (2006). Using subjective measures to detect variations of intrinsic load within problems. *Learning and Instruction*, 16, 389–400. <https://doi-org.ezproxy.memphis.edu/10.1016/j.learninstruc.2006.09.001>
- Bhatti, Z., Mahesar, A., Bhutto, G.A., & Chandio, F.H. (2017). Enhancing cognitive theory of multimedia learning through 3D animation. *Sukkur IBA Journal of Computing and Mathematical Sciences*, 1(2), 25-30. <http://journal.iba-suk.edu.pk:8089/SIBAJournals/index.php/sjcms>
- Bomhold, C. (2014). Mobile services at academic libraries: meeting the users' needs? *Library Hi Tech*, 32(2), 336–345. <https://doi.org/10.1108/LHT-10-2013-0138>
- Brandwatch. (2018). 39 Fascinating and incredible YouTube statistics. <https://www.brandwatch.com/blog/39-youtube-stats/>
- Buzzetto-Hollywood, N., Elobaid, M., Elobeid, M., & Wang, H. (2018). Addressing information literacy and the digital divide in higher education. *Interdisciplinary Journal of E-Learning and Learning Objects*, 14(1), 77–93. <https://www.learntechlib.org/p/183532/>

- Chen, C., & Wu, C. (2015). Effects of different video lecture types on sustained attention, emotion, cognitive load, and learning performance. *Computers & Education, 80*, 108–121. <https://doi.org/10.1016/j.compedu.2014.08.015>
- Chen, R. (2016). Learner perspectives of online problem-based learning and applications from Cognitive Load Theory. *Psychology Learning and Teaching, 15*(2), 195–203. <https://doi.org/10.1177/1475725716645961>
- Cierniak, G., Scheiter, K., & Gerjets, P. (2009). Explaining the splitattention effect: Is the reduction of extraneous cognitive load accompanied by an increase in germane cognitive load? *Computers in Human Behavior, 25*, 315–324. <https://doi.org/10.1016/j.chb.2008.12.020>
- Course Hero, Inc. (2021). Course Hero - About Us. <https://www.coursehero.com/>
- Cowgill, A., Beam, J., & Wess, L. (2001). Implementing an information commons in a university library. *Journal of Academic Librarianship 27*(6), 432-439. <https://www.journals.elsevier.com/the-journal-of-academic-librarianship>
- Creswell, J. W. & Creswell, J.D. (2018, 5th ed.). *Research design: Qualitative, quantitative, and mixed methods approaches*. Thousand Oaks, CA: Sage.
- Creswell, J.W. & Guetterman, T.C. (6th Ed.). *Educational research: Planning, conducting, and evaluating quantitative and qualitative research*. Saddle River, NJ: Pearson Education, Inc.
- Cundell, A., & Sheepy, E. (2018). Student perceptions of the most effective and engaging online learning activities in a blended graduate seminar. *Online Learning 22*(3), 87–102. <http://onlinelearningconsortium.org/read/online-learning-journal/>
- Dahlstrom, E., & Bischel, J. (2014). *ECAR Study of Undergraduate Students and Information Technology*. EDUCAUSE Center for Analysis and Research. <https://library.educause.edu>
- Doolittle, P., Bryant, L., & Chittum, J. (2015). Effects of degree of segmentation and learner disposition on multimedia learning. *British Journal of Educational Technology, 46*(6), 1333–1343. <https://doi.org/10.1111/bjet.12203>
- Dousay, T. (2016). Effects of redundancy and modality on the situational interest of adult learners in multimedia learning. *Educational Technology Research & Development 64*(6), 1251–1271. <https://doi.org/10.1007/s11423-016-9456-3>
- Galanek, J. D., Gierdowski, D.C., & Brooks, D.C. (2018). *ECAR Study of Undergraduate Students and Information Technology*. Research report. Louisville, CO: ECAR, October 2018. <https://www.educause.edu>

- Given, L. M. (2008). *The SAGE encyclopedia of qualitative research methods* (Vols. 1-10). Thousand Oaks, CA: SAGE Publications, Inc. <https://doi.org/10.4135/9781412963909>
- Gorghiu, G., Gorghiu, L.M., & Pascale, L. (2018). Enriching the Ict competences of university students - a key factor for their success as future teachers. *Journal of Science & Arts* 18(1), 183–90. <http://www.josa.ro/en/index.html>
- Grossman, G.D., & Simon, T.N. (2020). Student perceptions of open educational resources video-based active learning in university-level biology classes: A multi-class evaluation. *Journal of College Science Teaching* 49(6), 36–44. <https://www.nsta.org/journal-college-science-teaching>
- Guzmán-Simón, F., García-Jiménez, E. & López-Cobo, I. (2017). Undergraduate students' perspectives on digital competence and academic literacy in a Spanish university. *Computers in Human Behavior* 74, 196–204. <https://doi.org/10.1016/j.chb.2017.04.040>
- Hajhashemi, K., Caltabiano, N., & Anderson, N. (2016). Students' perceptions and experiences towards the educational value of online videos. *Australian Educational Computing* 31(2). <http://journal.acce.edu.au/index.php/AEC/article/view/115>
- Ibrahim, M. (2012). Implications of designing instructional video using cognitive theory of multimedia learning. *Critical Questions in Education*, 3(2), 83–104. <https://academyforeducationalstudies.org/journals/journal/>
- Jayaratne, K., & Moore, G. (2017). Perceptions of college students toward online classes: Implications for teaching online. *NACTA Journal*, (4), 304. <https://www.nactateachers.org/index.php/journal-sp-1148215168>
- Khan Academy. (2021). Khan Academy. <https://www.khanacademy.org/>
- Khoo, M., Rozaklis, L., Hall, C., & Kusunoki, D. (2016). A really nice spot: Evaluating place, space, and technology in academic libraries. *College & Research Libraries*, 77(1). <https://doi.org/10.5860/crl.77.1.51>
- Klomsri, T., & Tedre, M. (2016). Poor information literacy skills and practices as barriers to academic performance. *Reference & User Services Quarterly*, 55(4), 293–305. <https://journals.ala.org/index.php/rusq>
- Lee, S., Srinivasan, S., Trail, T., Lewis, D., & Lopez, S. (2011). Examining the relationship among student perception of support, course satisfaction, and learning outcomes in online learning. *The Internet and Higher Education*, 14(3), 158–163. <https://doi.org/10.1016/j.iheduc.2011.04.001>
- Leppink, J., Paas, F., Van der Vleuten, C.P.M., Van Gog, T., & Van Merriënboer, J.J.G. (2013).

- Development of an instrument for measuring different types of cognitive load. *Behavior Research Methods* 45(4), 1058-1072. <https://doi.org/10.3758/s13428-013-0334-1>.
- Li, W., & Liu, L. (2012). The effects of the instructional video on pre-service teachers' technology learning in an online environment. In Wang, V. X. (Ed.), *Encyclopedia of E-Leadership, Counseling and Training* (pp. 656-666). IGI Global. <http://doi:10.4018/978-1-61350-068-2.ch048>
- LinkedIn Corporation. (2020). LinkedIn learning customer success stories. <https://learning.linkedin.com/elearning-case-studies#high/all>
- Long, T., Logan, J., & Waugh, M. (2016). Students' perceptions of the value of using videos as a pre-class learning experience in the flipped classroom. *TechTrends: Linking Research & Practice to Improve Learning*, 60(3), 245–252. <https://doi.org/10.1007/s11528-016-0045-4>
- Louder, J., Tapp, S., Phillippe, L., & Luft, J. (2016). Technology review: Video captioning software to help comply with ADA accessibility requirements. *Community College Enterprise*, 22(1), 71–75. <https://www.schoolcraft.edu/cce/community-college-enterprise>
- Mayer, J., Dineen, R., Rockwell, A., & Blodgett, J. (2020). Undergraduate student success and library use: A multimethod approach. *College & Research Libraries* 81(3), 378–398. <https://doi.org/10.5860/crl.81.3.378>.
- Mayer, R. (2001). *Multimedia learning* (pp. 41-62). New York, NY: Cambridge University Press.
- Mayer, R. (2014). *The Cambridge handbook of multimedia learning* (2nd Ed.). New York, NY: Cambridge University Press.
- Mayer, R. & Moreno, R. (2003). Nine ways to reduce cognitive load in multimedia learning. *Educational Psychologist*, 38(1), 43-52. https://doi.org/10.1207/S15326985EP3801_6
- Mahajan, R., Gupta, K., Gupta, P., Kukreja, S., & Singh, T. (2020). Multimedia instructional design principles: moving from theoretical rationale to practical applications. *Indian Pediatrics*, 6(57), 555-560. <https://doi-org.ezproxy.memphis.edu/10.1007/s13312-020-1854-2>
- Merriam, S. B. (2009). *Qualitative research: A guide to design and implementation*. San Francisco, CA: Jossey-Bass.
- Merriam, S. B., & Tisdell, E. J. (2016). *Qualitative research: A guide to design and implementation* (4th ed.). San Francisco, CA: Jossey-Bass.
- Miner, S., & Stefaniak, J. (2018). Learning via video in higher education: an exploration of

- instructor and student perceptions. *Journal of University Teaching and Learning Practice*, 15(2). <https://ro.uow.edu.au/jutlp/>
- Ou, C., Joyner, D.A., & Goel, A.K. (2019). Designing and developing videos for online learning: A seven-principle model. *Online Learning* 23(2). <https://doi.org/10.24059/olj.v23i2.1449>.
- Ozdemir, M., Izmirlı, S., & Sahin-Izmirlı, O. (2016). The effects of captioning videos on academic achievement and motivation: reconsideration of redundancy principle in instructional videos. *Educational Technology & Society*, 19(4). <https://www.j-ets.net>
- Ozmon, H., & Craver, S. (2008). *Philosophical foundations of education*. Columbus, OH: Pearson.
- Paas, F. (1992). Training strategies for attaining transfer of problem-solving skill in statistics: A cognitive load approach. *Journal of Educational Psychology*, 84, 429-434.
- Powers, K. (2020). Bringing simulation to the classroom using an unfolding video patient scenario: A quasi-experimental study to examine student satisfaction, self-confidence, and perceptions of simulation design. *Nurse Education Today* 86. <https://doi.org/10.1016/j.nedt.2019.104324>.
- Primary Research Group, Inc. (2017). *Survey of Best Practices in Developing Online Information Literacy Tutorials*. New York, NY: Primary Research Group, Inc.
- Raaijmakers, S.F., Baars, M., Schaap, L., Paas, F., Van Gog, T. (2017). Effects of performance feedback valence on perceptions of invested mental effort. *Learning and Instruction, Bridging Cognitive Load and Self-Regulated Learning Research*, 51, 36–46. <https://doi.org/10.1016/j.learninstruc.2016.12.002>.
- Razzak, R. A., Hasan, Z., & Stephen, A. (2020). Medical student perceptions of integration of a customized cloud based learning operating system into problem based learning tutorials. *Electronic Journal of E-Learning*, 18(1), 25. <http://ejel.org>
- Rescher, N. (2000). *Realistic pragmatism: An introduction to pragmatic philosophy*. Albany, NY: State of U Press.
- Salomon, G. (1984). Television is “easy” and print is “tough”: The differential investment of mental effort in learning as a function of perceptions and attributes. *Journal of Educational Psychology*, 78, 647–658. <https://doi.org/10.1037/0022-0663.76.4.647>
- Savin-Baden, M. & Howell Major, C. (2013). *Qualitative research: The essential guide to theory and practice*. New York, NY: Routledge.
- Schilling, J. F. (2016). Cognitive load theory of learning: Underpinnings and model. *International Journal of Athletic Therapy & Training*, 21(2), 12–16. <https://doi.org/10.1123/ijatt.2014-0074>

- Sentz, J., Stefaniak, J., Baaki, J., & Eckhoff, A. (2019). How do instructional designers manage learners' cognitive load? An examination of awareness and application of strategies. *Educational Technology Research & Development* 67(1), 199–245. <https://doi.org/10.1007/s11423-018-09640-5>
- Sligar, S.R., Pelletier, C.D., Bonner, H.S., Coghill, E., Guberman, D., Zeng, X., Newman, J.J., Muller, D., and Dennis, A. (2017). Student perceptions of online tutoring videos. *New Horizons in Adult Education & Human Resource Development* 29(4), 4–19. <https://doi.org/10.1001/nha3.20196>
- Smith, T. (2019). Pragmatism. *Salem Press Encyclopedia*. <http://eds.b.ebscohost.com>
- Stanković, Z., Maksimović, J., & Osmanović, J. (2018). Cognitive theories and paradigmatic research posts in the function of multimedia teaching and learning. *International Journal of Cognitive Research in Science, Engineering & Education* 6(2), 107–114. <https://doi.org/10.5937/ijcrsee1802107S>
- Staples, J., Chandler, C.W., & Lowe, S.K. (2018). Accounting student perceptions of tablet technology for academic success. *Journal of Business & Accounting* 11(1), 127–39. <https://www.questia.com/library/p439525/journal-of-business-and-accounting>
- Sweller, J., Ayres, P., & Kalyuga, S. (2011). *Cognitive Load Theory* (pp 41-43). New York: Springer.
- Sweller, J., van Merriënboer, J. J. G., & Paas, F. (1998). Cognitive architecture and instructional design. *Educational Psychology Review* 10(3), 251–296. <https://www-jstor-org.ezproxy.memphis.edu/stable/23359412>
- Sweller, J., van Merriënboer, J. J. G., & Paas, F. (2019). Cognitive architecture and instructional design: 20 years later. *Educational Psychology Review* 31(2), 261–292. <https://doi.org/10.1007/s10648-019-09465-5>
- Szulewski, A., Gegenfurtner, A., Howes, D.W., Sivilotti, M.L.A., van Merriënboer, J.J.G. (2016). Measuring physician cognitive load: Validity evidence for a physiologic and a psychometric tool. *Advances in Health Sciences Education* 22(4), 951-968. <https://doi.org/10.1007/s10459-016-9725-2>
- Tang, C., & Chaw, L. (2016). Digital Literacy: A prerequisite for effective learning in a blended learning environment? *Electronic Journal of E-Learning*, 14(1), 54–65. <http://www.ejel.org/main.html>
- Tanner, J., Noser, T., & Totaro, M. (2009). Business faculty and undergraduate students' perceptions of online learning: A comparative study. *Journal of Information Systems Education*, 20(1), 29–40. <http://jise.org>

- Tuamsuk, K., Kwiecien, K. & Sarawanawong, J. (2013). A university library management model for students' learning support. *International Information and Library Review* 45, 94–107. <https://doi.org/10.1016/j.iilr.2013.10.002>.
- Turso, D. (2017). *The effects of student control of modality and self-efficacy on learning in engineering education* [Doctoral dissertation, The Pennsylvania State University]. ProQuest Dissertations & Theses Global. <http://search.proquest.com/pqdtglobal/docview/2022266036/abstract/A562F239F39841C DPQ/10>
- Valenti, E., Feldbush, T., & Mandernach, J. (2019). Comparison of faculty and student perceptions of videos in the online classroom. *Journal of University Teaching and Learning Practice* 16(3). <https://eric.ed.gov/?id=EJ1224007>
- Van Merriënboer, J. J. G., & Kirschner, P. A. (2018). *Ten steps to complex learning: a systematic approach to four-component instructional design* (3rd Rev. ed.). New York: Routledge.
- Weiser, O., Blau, I., & Eshet-Alkalai, Y. (2018). How do medium naturalness, teaching-learning interactions and students' personality traits affect participation in synchronous e-learning? *The Internet and Higher Education* 37, 40-51. <https://doi.org/10.1016/j.iheduc.2018.01.001>
- Westelinck, K. D., Valcke, M., De Craene, B., & Kirschner, P. (2005). Multimedia learning in social sciences: limitations of external graphical representations. *Computers in Human Behavior*, 21(4), 555–573. <https://doi.org.ezproxy.memphis.edu/10.1016/j.chb.2004.10.030>
- Whitehill, J., & Seltzer, M. (2016). A crowdsourcing approach to collecting tutorial videos -- toward personalized learning-at-scale. Working paper. *ArXiv*. Retrieved from <http://arxiv.org/abs/1606.09610>
- Xie, H., Wang, F., Hao, Y., Chen, J., An, J., Wang, Y., & Liu, H. (2017). The more total cognitive load is reduced by cues, the better retention and transfer of multimedia learning: A meta-analysis and two meta-regression analyses. *PLoS ONE*, 12(8), 1–20. <https://doi.org/10.1371/journal.pone.0183884>
- Ye, B., Zhou, X., Im, H., Liu, M., Qiang Wang, X. & Yang, Q. (2020). Epidemic rumination and resilience on college students' depressive symptoms during the COVID-19 pandemic: The mediating role of fatigue. *Frontiers in Public Health*, 8. <https://doi.org/10.3389/fpubh.2020.560983>
- Young, J.Q., Boscardin, C.K., van Dijk, S.M., Abdullah, R., Irby, D.M., Sewell, J.T., Cate, O.T., & O'Sullivan, P.S. (2016). Performance of a cognitive load inventory during simulated handoffs: evidence for validity. *SAGE Open Medicine* 4, 1-7. <https://doi.org/10.1177/2050312116682254>

Yuen, M., Koo, A., & Woods, P.C. (2018). Online video for self-directed learning in digital animation. *Turkish Online Journal of Educational Technology*, 17(3), 91–103.
<http://www.tojet.net>

APPENDIX A

Recruitment Materials

Instructional Video Effectiveness and Student Perceptions Research Study Opportunity

You are being invited to take part in a research study of student perceptions of the effectiveness of instructional video for college students learning software. We are asking you to take part because you are enrolled as an undergraduate student in a course. Perhaps this study will help library staff to develop improved instructional videos to support software learning for students.

Your participation is voluntary. All results will be summarized and no identifiable information will be reported. The survey will take about 20 minutes to complete and you may withdraw at any time. You must be 19 years or older to participate. If you have any questions, you may contact Chelsy Hooper in the Library at cph0023@auburn.edu or by phone 334-844-8102.

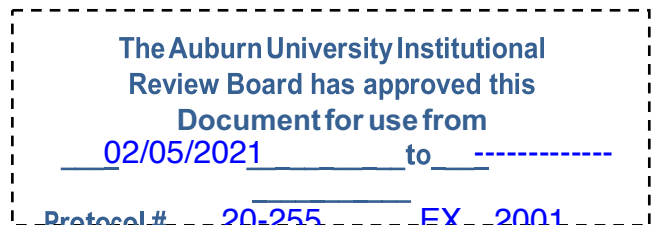
For additional information on this study, click the link below to view the Information Letter. If you volunteer to participate in the survey, at the end of the survey, you will be offered an opportunity to complete a separate survey to receive a \$15.00 Amazon or Panera gift card. If you volunteer to participate in the interview, at the end of the interview, you will be offered an opportunity to receive a \$25.00 Amazon or Panera gift card. Your participation in the survey, or the interview, or both, is voluntary.

Link to Information Letter:

<https://auburn.box.com/s/4vh5qhfcify1vrkphuptionfwc2a5gq56ub>

Link to Survey: https://auburn.qualtrics.com/jfe/form/SV_5w2L9b9L8CdQtLL

Link to Volunteer for an Interview: https://auburn.qualtrics.com/jfe/form/SV_9yjHkBsFeMiuw5f



APPENDIX B

Information Letter

INFORMATION LETTER for a Research Study entitled

“Undergraduate Student Perceptions of the Qualities of Effective Online Software Instructional Video”

You are invited to participate in a research study to explore student perceptions of the effectiveness of instructional video for college students learning software. The study is being conducted by Chelsy Hooper, Instructional Technology Specialist, under the direction of Dr. Craig Shepherd of University of Memphis Department of Instructional Design and Technology and with Dr. Kristina Neely in the Auburn University Department of Kinesiology. You are invited to participate because you are a university undergraduate student and are age 19 or older.

What will be involved if you participate? If you decide to participate in this research study, you will be asked to complete an online survey on your perceptions of the instructional video on learning software that you watched as part of your course. Your total time commitment will be approximately 20 minutes. No personally identifiable information will be collected. You will complete the survey of rated questions on the effectiveness of the video as well as open-ended questions on your perceptions of the effectiveness of the video. Questions will include items such as, “What qualities of the online instructional video you viewed are MOST helpful for your learning?”

Following the survey, you will also have an opportunity to volunteer for an interview. If you also volunteer for the interview, you will participate in a 60-minute videoconference interview online via Zoom with the researcher on your experience of viewing the instructional video at a time convenient for your schedule. The video interview will be recorded (video and audio) for the research study and will be stored on a password-protected computer and account. The video and audio will be deleted by the following year. Personally identifiable information will be removed from the interview data. You may be asked to review the researcher’s notes of your interview responses or to participate in a group Zoom meeting with other participants to ensure consistency in reporting. Taking part in this study is completely voluntary. If you decide to take part, you are free to withdraw at any time. All survey questions need to be answered for consistency in data, but you may withdraw from the study at any time. Interview participants can skip any question that makes them feel uncomfortable and can withdraw at any time. As a student, if you decide not to take part in this study your choice will not affect your academic status or grade in your class.

Are there any risks or discomforts? The risks associated with participating in this study are no more than you would experience on a daily basis. To minimize these risks, we will use instructional video that is already part of your curriculum and will use tools such as Qualtrics and Zoom which you are already accustomed to using in coursework.

Are there any benefits to yourself or others? If you participate in this study, you can expect to gain understanding about how you learn software you previously did not know before. We cannot promise you that you will receive any or all of the benefits described.

Will you receive compensation for participating? To thank you for your time you will be offered an opportunity to receive a gift card. Volunteer participants for the survey may receive compensation as they will have an opportunity to complete a separate survey to receive a \$15.00 gift card to Amazon or Panera after completion of the survey. If you volunteer to be interviewed, you may receive compensation in the form of a gift card as you will have an opportunity to complete a separate survey to receive a \$25.00 gift card from Amazon or Panera after completing the interview.

Are there any costs? There are no costs to you.

If you change your mind about participating, you can withdraw at any time during the study. Your participation is completely voluntary. If you choose to withdraw, your data can be withdrawn as long as it is identifiable. Your decision about whether or not to participate or to stop participating will not jeopardize your future relations with Auburn University, the Department of Kinesiology or AU Libraries.

Any data obtained in connection with this study will remain anonymous. We will protect your privacy and the data you provide by implementing several measures. We will not collect personally identifiable information in the survey. A unique ID will be collected to link survey responses to interview responses if you choose to participate in the interview. The unique ID can also be used to delete your data if you choose to withdraw from the study. Personally identifiable data will be removed from the interview data. The survey and interviews take place online in a private setting. The survey tool used is Qualtrics and the interview tool is Zoom. Both of these tools are university-vetted survey software and are password-protected. Privacy settings such as password-protected Zoom meetings and Qualtrics survey with anonymous link will be used. These tools are limited to their user agreements. Your instructor will not know who will be participating in this study and will not be given any identifiable data during the semester in which you are enrolled in the course. There are no academic consequences for participating or not participating in the study. Your answers will be confidential. The records of this study will be kept private. In any sort of report we make public we will not include any information that will make it possible to identify you. Research records will be kept in a locked file; only the researchers will have access to the records. Information collected through your participation may be used to complete the researcher's dissertation which will be published in a dissertation online repository. The study results may also be published in peer review journals or conference proceedings. Your name or any other identifiable information will not be used in the dissertation or any publications.

If you have questions about this study, please ask them now or contact Chelsy Hooper at cph0023@auburn.edu, 334-844-8102. Her faculty advisor contact information is: Dr. Craig Shepherd, cshphrd2@memphis.edu, 901-678-3820.

If you have questions about your rights as a research participant, you may contact the Auburn University Office of Research Compliance or the Institutional Review Board by phone (334)-844-5966 or e-mail at IRBadmin@auburn.edu or IRBChair@auburn.edu. You can also contact the Institutional Review Board at University of Memphis at 901-678-2705 or email irb@memphis.edu.

HAVING READ THE INFORMATION PROVIDED, YOU MUST DECIDE IF YOU WANT TO PARTICIPATE IN THIS RESEARCH PROJECT. IF YOU DECIDE TO PARTICIPATE, THE DATA YOU PROVIDE WILL SERVE AS YOUR AGREEMENT TO DO SO. THIS LETTER IS YOURS TO KEEP.

<u>Chelsy Hooper</u> Investigator's signature	<u>2/5/2021</u> Date	<u>Allow Space for the AU</u> Review Board has approved this Document for use from <u>02/05/2021</u> to <u>-----</u> Protocol # <u>20255 EX 2001</u>
<u>Chelsy Hooper</u> Print Name		

APPENDIX C

Descriptive Survey

Descriptive Survey

Part 1: Likert-type descriptive survey questions

Directions: All of the following questions refer to the activity (software skills instructional video on Adobe Acrobat DC) that just finished. Please respond to each of the questions on the following scale (0 meaning *not at all the case* and 1 meaning *completely the case*)

44. The topic/topics covered in the activity was/were very complex.

<input type="checkbox"/> 0	<input type="checkbox"/> 1	<input type="checkbox"/> 2	<input type="checkbox"/> 3	<input type="checkbox"/> 4	<input type="checkbox"/> 5	<input type="checkbox"/> 6	<input type="checkbox"/> 7	<input type="checkbox"/> 8	<input type="checkbox"/> 9	<input type="checkbox"/> 10
Not at all the case										Completely the case

2. The activity covered software that I perceived as very complex.

<input type="checkbox"/> 0	<input type="checkbox"/> 1	<input type="checkbox"/> 2	<input type="checkbox"/> 3	<input type="checkbox"/> 4	<input type="checkbox"/> 5	<input type="checkbox"/> 6	<input type="checkbox"/> 7	<input type="checkbox"/> 8	<input type="checkbox"/> 9	<input type="checkbox"/> 10
Not at all the case										Completely the case

44. The activity covered concepts and definitions that I perceived as very complex.

<input type="checkbox"/> 0	<input type="checkbox"/> 1	<input type="checkbox"/> 2	<input type="checkbox"/> 3	<input type="checkbox"/> 4	<input type="checkbox"/> 5	<input type="checkbox"/> 6	<input type="checkbox"/> 7	<input type="checkbox"/> 8	<input type="checkbox"/> 9	<input type="checkbox"/> 10
Not at all the case										Completely the case

44. The instructions and/or explanations during the activity were very unclear.

<input type="checkbox"/> 0	<input type="checkbox"/> 1	<input type="checkbox"/> 2	<input type="checkbox"/> 3	<input type="checkbox"/> 4	<input type="checkbox"/> 5	<input type="checkbox"/> 6	<input type="checkbox"/> 7	<input type="checkbox"/> 8	<input type="checkbox"/> 9	<input type="checkbox"/> 10
Not at all the case										Completely the case

44. The instructions and/or explanations were, in terms of learning, very ineffective.

<input type="checkbox"/> 0	<input type="checkbox"/> 1	<input type="checkbox"/> 2	<input type="checkbox"/> 3	<input type="checkbox"/> 4	<input type="checkbox"/> 5	<input type="checkbox"/> 6	<input type="checkbox"/> 7	<input type="checkbox"/> 8	<input type="checkbox"/> 9	<input type="checkbox"/> 10
Not at all the case										Completely the case

6. The instructions and/or explanations were full of unclear language.

<input type="checkbox"/> 0	<input type="checkbox"/> 1	<input type="checkbox"/> 2	<input type="checkbox"/> 3	<input type="checkbox"/> 4	<input type="checkbox"/> 5	<input type="checkbox"/> 6	<input type="checkbox"/> 7	<input type="checkbox"/> 8	<input type="checkbox"/> 9	<input type="checkbox"/> 10
Not at all the case										Completely the case

7. The activity really enhanced my understanding of the topic(s) covered.

<input type="checkbox"/> 0	<input type="checkbox"/> 1	<input type="checkbox"/> 2	<input type="checkbox"/> 3	<input type="checkbox"/> 4	<input type="checkbox"/> 5	<input type="checkbox"/> 6	<input type="checkbox"/> 7	<input type="checkbox"/> 8	<input type="checkbox"/> 9	<input type="checkbox"/> 10
Not at all the case										Completely the case

8. The activity really enhanced my knowledge and understanding of the software.

<input type="checkbox"/> 0	<input type="checkbox"/> 1	<input type="checkbox"/> 2	<input type="checkbox"/> 3	<input type="checkbox"/> 4	<input type="checkbox"/> 5	<input type="checkbox"/> 6	<input type="checkbox"/> 7	<input type="checkbox"/> 8	<input type="checkbox"/> 9	<input type="checkbox"/> 10
Not at all the case										Completely the case

9. The activity really enhanced my understanding of the software covered.

<input type="checkbox"/> 0	<input type="checkbox"/> 1	<input type="checkbox"/> 2	<input type="checkbox"/> 3	<input type="checkbox"/> 4	<input type="checkbox"/> 5	<input type="checkbox"/> 6	<input type="checkbox"/> 7	<input type="checkbox"/> 8	<input type="checkbox"/> 9	<input type="checkbox"/> 10
Not at all the case										Completely the case

10. The activity really enhanced my understanding of concepts and definitions.

<input type="checkbox"/> 0	<input type="checkbox"/> 1	<input type="checkbox"/> 2	<input type="checkbox"/> 3	<input type="checkbox"/> 4	<input type="checkbox"/> 5	<input type="checkbox"/> 6	<input type="checkbox"/> 7	<input type="checkbox"/> 8	<input type="checkbox"/> 9	<input type="checkbox"/> 10
Not at all the case										Completely the case

Part 2: Demographics

Directions: Please complete the following demographic questions.

11. Unique ID: enter your AU username _____ (the researcher will not search up your username. The unique ID will only be used to link survey data to interview data if you also volunteer to be interviewed)

12. What gender do you identify as?

Female Male _____

13. What is your age?

18 19 20 21 22 23 24 25+

14. In the past year, how many of your courses have used Canvas to post assignments?

None A few Several All

15. In the past year, how many of your courses have required you to watch instructional videos?

None A few Several All

16. What level of experience do you have with Adobe Acrobat DC?

None A little Some A lot

17. What level of experience do you have with Adobe Creative Cloud (apps such as Photoshop, InDesign, Spark, Illustrator?)

None A little Some A lot

18. What is your major of study? _____

19. What year of college is this for you?

First Second Third Fourth Fifth Sixth other: _____

20. Do you live on campus or off campus?

on campus off campus

21. Do you live on your own or with other people? (ex: roommate, family)

on my own with others

22. On what kind of device did you watch the instructional video on Adobe Acrobat DC?

desktop computer

laptop

tablet

phone

other: _____

23. On what kind of device do you typically watch instructional videos?

desktop computer

laptop

tablet

phone

other: _____

24. Where did you watch the instructional video on Adobe Acrobat DC?

on campus in a study area such as the library or a classroom

off campus in my living area

other: _____

25. Where do you typically watch instructional videos?

on campus in a study area such as the library or a classroom

off campus in my living area

other: _____

26. To what extent do you have experience learning software skills from online instructional videos?

None A little Some A lot

27. How did you access Adobe Acrobat DC?

I downloaded it and used it on my own computer

I used it on a computer on campus

other: _____

28. Did you request help in person or online to use Adobe Acrobat DC?

Yes No

29. Are you originally from an urban, suburban or rural area?

Urban Suburban Rural

30. Please specify your ethnicity:

Caucasian

African-American

Latino or Hispanic

Asian

- Native American
 - Native Hawaiian or Pacific Islander
 - Two or more
 - Other/ unknown
 - Prefer not to answer
31. What is your student status?
- Full-time student Part-time student
32. What is your current employment status?
- Full-time student
 - employed part-time
 - employed part-time with more than one job
 - employed full-time; part-time student
33. Are you a first-generation college student in your family?
- Yes No
34. What is your annual household income? (include your family's household income if you are their dependent and receive assistance)
- less than \$25,000
 - \$25,000- \$50,000
 - \$50,000- \$100,000
 - \$100,000-\$200,000
 - More than \$200,000
35. What is your marital status?
- Single Married Divorced
36. What is your current GPA?
- less than 2.0
 - 2.0-2.4
 - 2.5- 2.9
 - 3.0 – 3.5
 - 3.6 or higher
37. Did you use the captions when viewing the video on Adobe Acrobat DC?
- Yes No
38. Do you have a disability documented with the Office of Accessibility?
- Yes No No, but I do have learning challenges

Part 3: Open-ended survey questions

Directions: Respond descriptively to the following questions based on the instructional video on Adobe Acrobat DC you recently viewed as part of your coursework.

- 39. What qualities of the online instructional video you viewed are MOST helpful for your learning?
- 40. What qualities of the online instructional video you viewed are LEAST helpful for your learning?
- 41. How could the online instructional video you viewed be used more effectively to promote student learning?

42. Imagine that you could add features or technology to fundamentally change the learning experience of the video you viewed. What would you do, add, or modify to the video to enhance the learning experience?
43. To what extent have you viewed online instructional video for gaining software skills? What platforms have you used? (ex: YouTube, LinkedIn Learning, TikTok, Twitch, etc.)
44. Considering all your previous experiences with online instructional video, what are your perceptions of online instructional video for software knowledge?

Thank you for participating in this survey. After submitting the survey, you may complete a survey to receive a \$15.00 Amazon or Panera gift card. Also, after you submit the survey, you may follow the link on the survey submitted page to the interview volunteer survey if you would like to volunteer to be interviewed as part of this same study (your information will only be used to schedule and conduct an interview, then this personal information will be deleted). The time commitment is a 60-minute interview via Zoom at a time convenient for your schedule. You need to have access to a device with clear audio and video and a stable internet connection. You may use a device on campus if you do not have access at home. There is no consequence for declining participation in the interview. After the interview, you may choose to receive compensation in the form of a gift card not to exceed \$25.00. If you decline participation in the interview, please Submit the survey and on the next screen, you may close your browser. Your participation in the survey is complete when you submit the survey.

[SUBMIT SURVEY \[link to Submit\]](#)

Survey Submitted Page:

Thank you for participating in this survey. If you would like to receive a \$15.00 Amazon or Panera gift card for completing the survey, you may complete the Gift Card Survey linked below (your information will only be used to issue you the gift card, should you be randomly selected, then this personal information will be deleted). Also, if you would like to volunteer to be interviewed as part of this same study, please complete the following information survey: [Volunteer for Interview Survey] (your information will only be used to schedule and conduct an interview, then this personal information will be deleted). The time commitment is a 60-minute interview via Zoom at a time convenient for your schedule. You need to have access to a device with clear audio and video and a stable internet connection. You may use a device on campus if you do not have access at home. You may receive compensation in the form of a gift card not to exceed \$25.00. If you decline participation in the interview, you may close your browser. There is no consequence for declining participation in the interview.

[\[link to Random Drawing Gift Card Survey\]](#)

[\[link to Volunteer for Interview Survey\]](#)

Survey Gift Card Survey:

If you would like to receive a \$15 Amazon or Panera gift card, please complete the following information. This survey is separate from the research survey and is not linked to any data. Your information will only be used to issue you the gift card, then this personal information will be deleted.

Email address: _____

[SUBMIT SURVEY \[link to Submit\]](#)

APPENDIX D

Volunteer for Interview Survey

Volunteer for Interview Survey

Thank you for volunteering to be interviewed. Please review the Information Letter and complete the following information in order to schedule the interview (your information will only be used to schedule and conduct an interview, then this personal information will be deleted). You will be able to review the Information Letter again just before the interview.

Unique ID from survey:

Name:

Email address:

Phone number:

SUBMIT SURVEY [[link to Submit](#)]

Interview Protocol: This is a semi-structured interview, so we may expand upon the topics as you respond to the questions. Please be honest, as the goal of the research is to discover student perceptions of the online instructional video on software skills that you watched. Please re-watch these 2-minute segments of the video as a reminder of your experience, as some time may have passed since you initially watched the video [researcher will show a few 2-minute segments at the beginning of the interview]. After the interview, you will be offered an opportunity to receive a \$25.00 Amazon or Panera gift card.

Interview Questions

1. Tell me about your experience with using computers, mobile devices, and the Internet to help you learn.
 - a. What video platforms do you use to learn?
 - b. To what extent and frequency have you viewed online instructional video for software skills development previous to this study?
2. What prior experience do you have with Adobe Creative Cloud applications?
3. Tell me about the setting in which you watched the instructional video.
 - a. Did you view the video on a computer or mobile device?
 - b. Where were you when you watched it?
 - c. What was the environment like?
4. Did you have any difficulties in viewing the video?
5. Did you have any difficulties in using the software? Describe factors such as the directions in the video, the instructions, etc.
6. How did the speaking style of the video influence your learning?
7. How did the presence of the speaker's image on the screen influence your learning?
8. How did the organization of the materials in the video influence your learning?
9. How useful do you think these skills will be for you to have in the future?
10. Describe your experiences in general with using online instructional video to learn software skills.

11. Describe how your learning is influenced by online instructional video to learn software skills.
12. Is there anything else you can tell me that would help me understand your experience?

Interview Gift Card Survey (Interview):

If you would like to receive a \$25 Amazon or Panera gift card, please complete the following information. This survey is separate from the research survey and is not linked to any data. Your information will only be used to issue you the gift card, then this personal information will be deleted.

Email address: _____

[SUBMIT SURVEY](#) [link to Submit]

APPENDIX E

Descriptive Survey Open-Ended Items Coding Example

Q39	Combined Researcher-Derived Keywords
What qualities of the online instructional video you viewed are MOST helpful for your learning?	see screen, follow along, visual, step by step, easy to understand/follow along, able to pause video, explanation of sotware
	Researcher -Derived Keywords
The explanation of when I upload a file from a different software it will activate the other software to open due to it converting to PDF through its own platform and close but not to be alarmed by it. Also, the walking through ow to create a pdf	explanation of software, walking through creating PDF
Clear step-by-step instructions that outline how to properly complete the task. I found it helpful that we were able to view the screen as the instructions were given because it helpful when it comes to navigating the page.	step by step instructions, helpful to view screen
The most helpful quality was that I could see her screen and see exactly what she was clicking on.	see screen, follow along
Learning how to use and download the software	learning to use, download software
The descriptions were in depth and insightful. Most of the direction was easy to understand.	easy to understand, in depth
I felt like the instructional video was very easy to follow along which allowed me to really learn how to use Adobe Acrobat.	easy to follow, really learn
Being able to pause it	able to pause it
Being able to see the instructor use Adobe Acrobat DC in the video and follow along with Adobe Acrobat DC open on my own computer was really helpful in understanding how to use the software.	see instructor use software in video, follow along, helpful
showing step by step, visually what the instructor is talking about instead of someone just speaking at you.	show step by step, visually seeing steps
	Qualtrics Word Cloud Keywords:
	software, helpful , instruction, instructor, video, screen, follow, easy, acrobat, adobe, open, step

APPENDIX F

Interview Transcription and Coding Example

00:06:19,180 --> 00:06:26,750
Panopto is really popular. Other than that, I've used YouTube just like links and stuff like that. another vid
for self-
use =
YouTube

00:06:26,750 --> 00:06:33,790
Sometimes with that, the links don't always work and then, you know, you need to email the professor and that kind of thing. if prof.
links to Youtube,
might not work
→ Panopto better

00:06:33,790 --> 00:06:40,450
But Zoom and Panopto have been really helpful. → Panopto better
Zoom, panopto =
helpful

00:06:40,450 --> 00:06:51,490
Good, good. And before, to what extent and frequency have you viewed online instructional video for learning software skills before the study?

00:06:51,490 --> 00:06:57,910
So like, **how often before this study have you watched videos to help you learn software?**

00:06:57,910 --> 00:07:05,380
I would say every now and then, maybe in terms of college, every other semester, frequency =
1/2 year
software vid

00:07:05,380 --> 00:07:11,560
I've had to kind of watch some sort of screen sharing step by step instruction video,

00:07:11,560 --> 00:07:17,050
but not, I would even go as far as saying like maybe once or twice a year. relatively
familiar

00:07:17,050 --> 00:07:26,030
I'm a senior this year. So not, not very often, but I'm relatively familiar with learning that way.

00:07:26,030 --> 00:07:34,420
OK, great, great. And our next question is, you kind of already answered this, but we'll go a little bit more into depth.

00:07:34,420 --> 00:07:40,870
What prior experience do you have with Adobe Creative Cloud applications?

00:07:40,870 --> 00:07:48,700
So I've never actually, I've heard of Adobe really briefly, but I've never downloaded it to a computer. never used
Adobe
before

00:07:48,700 --> 00:07:54,890
I've never worked on it on another computer. And none of my courses or professors have used it before. instructors
haven't
required it
before

APPENDIX G

Recommendations for Practice Handout

Incorporating Student Perceptions into Library-staff Created or Curated Online Instructional Software Video

RECOMMENDATIONS FOR PRACTICE

1. Create or curate instructional videos on software skills in addition to more traditional library information literacy skills to meet a knowledge gap experienced by undergraduate students

- Libraries typically offer a central location on campus with access to computing and software, and students are accustomed to accessing library facilities for focused study and information access
- Create or curate supplemental asynchronous video instruction in the area of software skills development to fill a software knowledge gap that many students experience and increase the value of the library and library staff to the university

2. Empower students by showing them the value of software skills knowledge for use beyond their course assignments

- improve the software skills confidence of students by seeking to share basic university-specific software access information with students early on in their college careers
- Empower students to begin working in the software and enable them to access additional cost-free software-company resources or YouTube or LinkedIn (or other video learning platforms available) videos that are more advanced as students grow in their skills and confidence
- As a central source of supplemental instruction across campus, library staff can work with faculty to incorporate software use into coursework and with entities across campus such as career services to expose students to the long-term value of software skills development
- Offer live presentations by a variety of speakers recorded as asynchronous video to spread the message of long-term skills development to students, leading to increased likelihood of use of the videos and software skills confidence in students

3. Incorporate multimedia principles (Mayer, 2014, Chapter 12)* when creating online instructional videos to enable more effective learning for students.

- Chunking information makes the complex software skills information more manageable for students, decreasing cognitive load and promoting confidence in their new software abilities
- Shorter videos on subtopics within a topic will also allow the students to more easily find and access specific topics as needed for use as memory aids and will allow library staff to more easily create and update or curate videos as software updates occur
- Implement step-by-step screencast directions for software skills development and add interactive aspects such as embedded formative assessments to instructional videos to encourage student engagement with the content to improve learning
- Include closed captioning as an option; students reported using the closed captioning as a way to interact with the video and remain focused

4. Include student presenters or guest presenters in instructional videos to provide personalization and to provide demonstrations of the software in actual project use to show students immediate relevance

- Presenters who speak on the students' level of software knowledge create confidence and empower student learners
- Create more natural learning video settings by recording live classes where participants ask questions, using a more conversational style when speaking, and including the option to view the speaker's image on screen if desired

*Mayer, R. (2014). *The Cambridge handbook of multimedia learning* (2nd Ed.). New York, NY: Cambridge University Press.

Created by Chelsy Hooper

APPENDIX H

IRB Approval Letters

University of Memphis Approval Letter



PRO-FY2021-175 - Modification: Approval - Modification



irb@memphis.edu <irb@memphis.edu>

Wednesday, February 10, 2021 at 10:46 AM

To: Chelsy Hooper (chooper); Craig Erschel Shepherd (cshphrd2)

→ You forwarded this message on 2/10/21, 7:31 PM.

Show Forward

🚩 This message is flagged for follow up.



Institutional Review Board
Division of Research and Innovation
Office of Research Compliance
University of Memphis
315 Admin Bldg
Memphis, TN 38152-3370

February 10, 2021

PI Name: Chelsy Hooper
Co-Investigators:
Advisor and/or Co-PI: Craig Shepherd
Submission Type: Modification
Title: Undergraduate Student Perceptions of the Qualities of Effective Online Software Instructional Video
IRB ID: #PRO-FY2021-175
Level of Review:

Approval: February 10, 2021
Expiration: --*

The University of Memphis Institutional Review Board, FWA00006815, has reviewed your submission in accordance with all applicable statutes and regulations as well as ethical principles.

The modification is approved.

Approval of this project is given with the following obligations:

1. This IRB approval for modification has an expiration date, an approved renewal must be in effect to continue the project prior to that date. If approval is not obtained, the human subjects consent form(s) and recruiting material(s) are no longer valid and any research activities involving human subjects must stop.
2. When the project is finished a completion form must be submitted.
3. No change may be made in the approved protocol without prior board approval.
4. Human subjects training is required every 2 years and is to be kept current at citiprogram.org.

**Modifications do not extend the expiration of the original approval*

Thank you,
James P. Whelan, Ph.D.
Institutional Review Board Chair
The University of Memphis.



Institutional Review Board
Division of Research and Innovation
Office of Research Compliance
University of Memphis
315 Admin Bldg
Memphis, TN 38152-3370

February 10, 2021

PI Name: Chelsy Hooper

Co-Investigators:

Advisor and/or Co-PI: Craig Shepherd

Submission Type: Modification

Title: Undergraduate Student Perceptions of the Qualities of Effective Online
Software Instructional Video

IRB ID: #PRO-FY2021-175

Level of Review:

Approval: February 10, 2021

Expiration: --*

The University of Memphis Institutional Review Board, FWA00006815, has reviewed your submission in accordance with all applicable statuses and regulations as well as ethical principles.

The modification is approved.

Approval of this project is given with the following obligations:

1. This IRB approval for modification has an expiration date, an approved renewal must be in effect to continue the project prior to that date. If approval is not obtained, the human subjects consent form(s) and recruiting material(s) are no longer valid and any research activities involving human subjects must stop.
2. When the project is finished a completion form must be submitted.

3. No change may be made in the approved protocol without prior board approval.
4. Human subjects training is required every 2 years and is to be kept current at citiprogram.org.

**Modifications do not extend the expiration of the original approval*

Thank you,
James P. Whelan, Ph.D.
Institutional Review Board Chair
The University of Memphis.

Auburn University IRB Letter of Approval

FW: Hooper Modification Request - Approved Protocol, AU IRB #20-255 EX 2011 "Undergraduate Student Perceptions of the Quali...



Chelsy Hooper <cph0023@auburn.edu>

Today at 8:08 AM

To: Chelsy Hooper (chooper)



[Download All](#) [Preview All](#)

CAUTION: This email originated from outside of the organization. Do not click links or open attachments unless you recognize the sender and trust the content is safe.

From: IRB Administration <irbadmin@auburn.edu>

Date: Tuesday, February 9, 2021 at 10:14 AM

To: Chelsy Hooper <cph0023@auburn.edu>

Cc: Aaron Trehub <trehuaj@auburn.edu>

Subject: Hooper Modification Request - Approved Protocol, AU IRB #20-255 EX 2011 "Undergraduate Student Perceptions of the Qualities of Effective Online Software Instructional Video"

Use IRBsubmit@auburn.edu for protocol-related submissions and IRBadmin@auburn.edu for questions and information.
The IRB only accepts forms posted at <https://cws.auburn.edu/vpr/compliance/humansubjects/?Forms> and submitted electronically.

Dear Ms. Hooper,

Your request for the modification of your protocol has been approved. The review category continues as "EX" under federal regulation 45 CFR 46.101(b). Attached is a copy of your approved documents.

Official notice:

This e-mail serves as official notice of approval to requested modifications. By accepting this approval, you also acknowledge your responsibilities associated with this approval. Retain a copy of the attached details of your responsibilities.

Expiration:

Continuing review of this Exempt protocol is not required; however, all modification/revisions to the approved protocol must be reviewed and approved by the IRB.

When you have completed all research activities, have no plans to collect additional data and have destroyed all identifiable information as approved by the IRB, please notify this office via e-mail. A final report is no longer required for Exempt protocols.

Best wishes for success with your research!

IRB Admin
Office of Research Compliance
Auburn University
540 Devall Drive
Auburn, AL 36832

From: IRB Administration <irbadmin@auburn.edu>

Date: Tuesday, February 9, 2021 at 10:14 AM

To: Chelsy Hooper <cph0023@auburn.edu>

Cc: Aaron Trehub <trehuaj@auburn.edu>

Subject: Hooper Modification Request - Approved Protocol, AU IRB #20-255 EX 2011 "Undergraduate Student Perceptions of the Qualities of Effective Online Software Instructional Video"

Use IRBsubmit@auburn.edu for protocol-related submissions and IRBadmin@auburn.edu for questions and information. The IRB only accepts forms posted at <https://cws.auburn.edu/vpr/compliance/humansubjects/?Forms> and submitted electronically.

Dear Ms. Hooper,

Your request for the modification of your protocol has been approved. The review category continues as "EX" under federal regulation 45 CFR 46.101(b). Attached is a copy of your approved documents.

Official notice:

This e-mail serves as official notice of approval to requested modifications. By accepting this approval, you also acknowledge your responsibilities associated with this approval. Retain a copy of the attached details of your responsibilities.

Expiration:

Continuing review of this Exempt protocol is not required; however, all modification/revisions to the approved protocol must be reviewed and approved by the IRB.

When you have completed all research activities, have no plans to collect additional data and have destroyed all identifiable information as approved by the IRB, please notify this office via e-mail. A final report is no longer required for Exempt protocols.

Best wishes for success with your research!

IRB Admin
Office of Research Compliance
Auburn University
540 Devall Drive
Auburn, AL 36832