

2022

## FP-22-17 "Solo" and "Nonsolo" Single-Parent Households in the U.S., 2021

Corrine E. Wiborg  
*Bowling Green State University, cwiborg@bgsu.edu*

Follow this and additional works at: [https://scholarworks.bgsu.edu/ncfmr\\_family\\_profiles](https://scholarworks.bgsu.edu/ncfmr_family_profiles)



Part of the [Family, Life Course, and Society Commons](#)

[How does access to this work benefit you? Let us know!](#)

---

### Repository Citation

Wiborg, Corrine E., "FP-22-17 "Solo" and "Nonsolo" Single-Parent Households in the U.S., 2021" (2022).  
*National Center for Family and Marriage Research Family Profiles*. 286.  
[https://scholarworks.bgsu.edu/ncfmr\\_family\\_profiles/286](https://scholarworks.bgsu.edu/ncfmr_family_profiles/286)

This Report is brought to you for free and open access by the Sociology at ScholarWorks@BGSU. It has been accepted for inclusion in National Center for Family and Marriage Research Family Profiles by an authorized administrator of ScholarWorks@BGSU.

# “Solo” and “Nonsolo” Single-Parent Households in the U.S., 2021

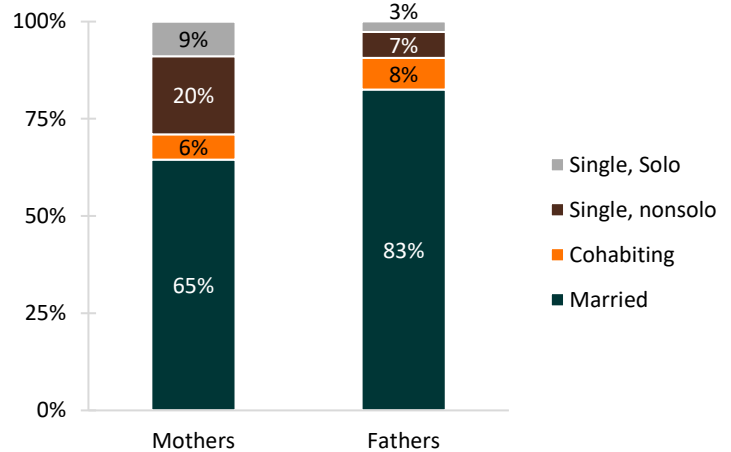
Author: Corrine E. Wiborg

Many parents are single parents; that is, raising a child but not living with the child’s other biological parent or a romantic partner. Being a single parent, though, does not mean that parents are living alone with their children. They may be living with other family members or roommates. In this Family Profile, we focus on resident mothers and fathers (i.e., living with at least one minor child) who are single (not married or cohabiting). We distinguish between “single, solo parents – single parents who are raising their minor children alone (with no spouse, cohabiting partner, parent, sibling, adult child, or roommate in their home) – and “single, nonsolo parents” – single parents who are living with another individual over the age of 18. Using data from the 2021 ASEC Current Population Survey from IPUMS-CPS, we identify the prevalence of solo parenthood and examine demographic characteristics including parental gender, marital history, educational attainment, and race and ethnicity ([FP-17-17](#); [FP-18-06](#); [FP-21-26](#)). For brevity, throughout this profile resident single, nonsolo parents will be referred to as "nonsolo" and resident single, solo parents will be referred to as "solo."

## Resident Single Parents

- About three out of ten (29%) resident mothers and one in ten (10%) resident fathers are what are traditionally classified as single parents in that they live with at least one biological/adoptive child but no partner.
  - Among all mothers, 20% were single and living with someone else (nonsolo) and 9% were single and living alone (solo).
  - Among all fathers, 7% were single and living with someone else (nonsolo) and 3% were single and living alone (solo).
- Most single parents were not living solo (i.e., with no other adults).
  - Just under one third (9% / 29% = **31%**) of single mothers and single fathers (3% / 10% = **29%**) were living solo.

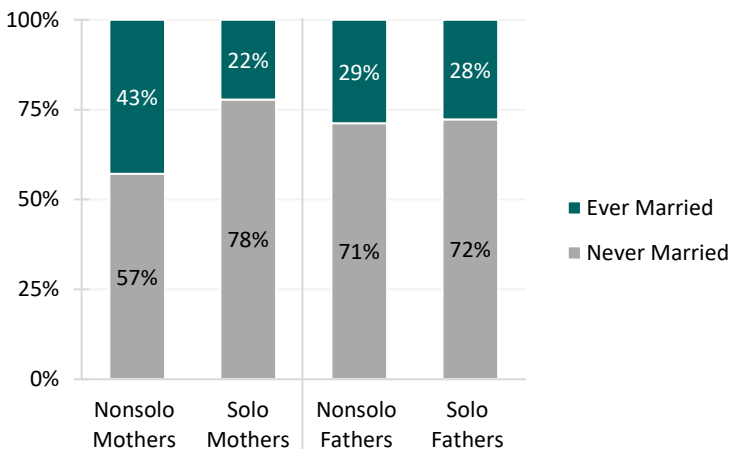
Figure 1. Parents’ Living Arrangements in the United States, 2021



Source: NCFMR analyses of IPUMS-CPS; Current Population Survey, 2021

## Resident Single Parents Marital History

Figure 2. Parents’ Marital History in the United States, 2021



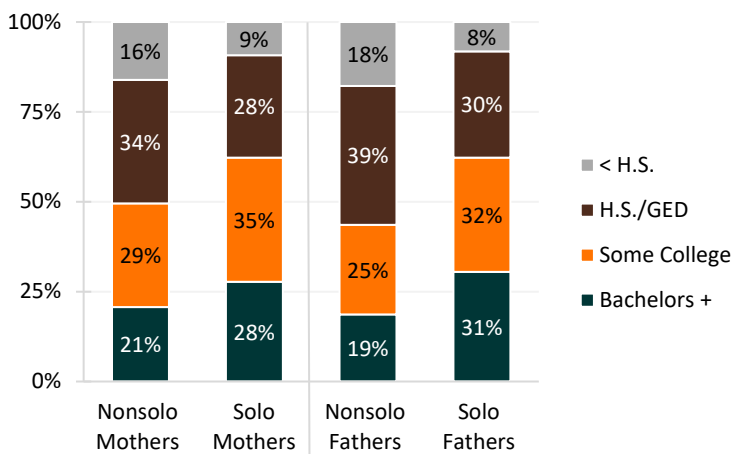
- Although most single parents had never been married, the share was about twice as high for single mothers living with other adults (43%) than single mothers living with no other adults (22%)
- About three out of ten (28% and 29% respectively) of nonsolo and solo fathers had been married.

Source: NCFMR analyses of IPUMS-CPS; Current Population Survey, 2021

## Resident Single Parents by Educational Attainment

- Solo parents had higher levels of educational attainment compared to nonsolo parents. About three in ten solo parents (28% of mothers and 31% of fathers) had a college degree in contrast to two in ten single, nonsolo parents (21% of mothers and 19% of fathers).
- A greater share of nonsolo parents had not graduated from high school than solo parents among both mothers and fathers.

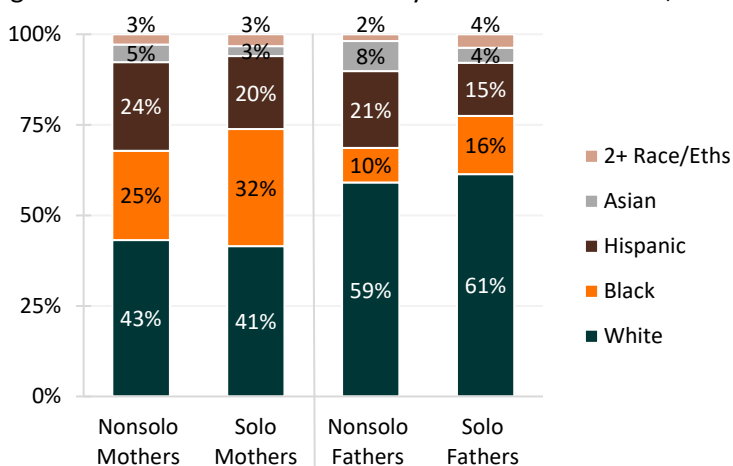
Figure 3. Parents' Educational Attainment in the United States, 2021



Source: NCFMR analyses of IPUMS-CPS; U.S. Census Bureau, 2021

## Resident Single Parents by Race & Ethnicity

Figure 4. Parents' Race and Ethnicity in the United States, 2021



Source: NCFMR analyses of IPUMS-USA; Current Population Survey, 2021

- About three in five solo fathers and two in five solo mothers identified as White, non-Hispanic, with minor variation between single parents who do and do not live with other adults.
- Greater shares of solo mothers were Black, non-Hispanic than nonsolo mothers (32% and 25%, respectively), and the difference between solo fathers and nonsolo fathers was similar (16% and 10%, respectively).
- Among nonsolo mothers who lived with both children and other adults, the share (24%) who were Hispanic was slightly larger than the share living only with their children (21%). A similar pattern was observed among single fathers.

### Data Sources:

Flood, S., King, M., Rodgers, R., Ruggles, S., Warren, J. R., & Westberry, M. (2021). Integrated Public Use Microdata Series: Current Population Survey: Version 9.0 [dataset]. Minneapolis, MN: IPUMS. <https://doi.org/10.18128/D030.V9.0>

### References:

Eickmeyer, K. J. (2017). American children's family structure: Single-parent families. *Family Profiles, FP-17-17*. Bowling Green, OH: National Center for Family & Marriage Research. <https://www.bgsu.edu/ncfmr/resources/data/family-profiles/eickmeyer-single-parentfamilies-fp-17-17.html>

Eickmeyer, K. J. (2018). Fathers with resident minor children, 2016. *Family Profiles, FP-18-06*. Bowling Green, OH: National Center for Family & Marriage Research. <https://doi.org/10.25035/ncfmr/fp-18-06>

Westrick-Payne K. K. & Wiborg, C. E. (2021). Children's family structure, 2021. *Family Profiles, FP-21-26*. Bowling Green, OH: National Center for Family & Marriage Research. <https://doi.org/10.25035/ncfmr/fp-21-26>

### Suggested Citation:

Wiborg, C. E. (2022). "Solo" and "nonsolo" single-parent households in the U.S., 2021. *Family Profiles, FP-22-17*. Bowling Green, OH: National Center for Family & Marriage Research. <https://doi.org/10.25035/ncfmr/fp-22-17>