

10-26-2021

## Implications of Community-Based Management of Marine Reserves in the Philippines for Reef Fish Communities and Biodiversity

Sara E. Marriott  
*University of Southern Mississippi*

Courtney Cox  
*Rare*

Rizaller C. Amolo  
*Rare*

Dean Apistar  
*Rare*

Roquelito H. Mancao  
*Rare*

*See next page for additional authors*

Follow this and additional works at: [https://aquila.usm.edu/fac\\_pubs](https://aquila.usm.edu/fac_pubs)



Part of the [Marine Biology Commons](#)

---

### Recommended Citation

Marriott, S., Cox, C., Amolo, R., Apistar, D., Mancao, R., de Mutsert, K. (2021). Implications of Community-Based Management of Marine Reserves in the Philippines for Reef Fish Communities and Biodiversity. *Frontiers in Marine Science*, 8.  
Available at: [https://aquila.usm.edu/fac\\_pubs/19472](https://aquila.usm.edu/fac_pubs/19472)

This Article is brought to you for free and open access by The Aquila Digital Community. It has been accepted for inclusion in Faculty Publications by an authorized administrator of The Aquila Digital Community. For more information, please contact [Joshua.Cromwell@usm.edu](mailto:Joshua.Cromwell@usm.edu).

---

**Authors**

Sara E. Marriott, Courtney Cox, Rizaller C. Amolo, Dean Apistar, Roquelito H. Mancao, and Kim de Mutsert



# Implications of Community-Based Management of Marine Reserves in the Philippines for Reef Fish Communities and Biodiversity

Sara E. Marriott<sup>1\*</sup>, Courtney Cox<sup>2</sup>, Rizaller C. Amolo<sup>2</sup>, Dean Apistar<sup>2</sup>, Roquelito H. Mancao<sup>2</sup> and Kim de Mutsert<sup>1</sup>

<sup>1</sup> Division of Coastal Sciences, School of Ocean Science and Engineering, The University of Southern Mississippi, Ocean Springs, MS, United States, <sup>2</sup> Rare, Arlington, VA, United States, <sup>3</sup> Rare Philippines, Cebu City, Philippines

## OPEN ACCESS

### Edited by:

Yehuda Benayahu,  
Tel Aviv University, Israel

### Reviewed by:

Jan Vanaverbeke,  
Royal Belgian Institute of Natural  
Sciences, Belgium  
Maria Gabriela Palomo,  
Independent Researcher,  
Buenos Aires, Argentina

### \*Correspondence:

Sara E. Marriott  
sara.marriott@usm.edu;  
saraeisler91@gmail.com

### Specialty section:

This article was submitted to  
Marine Ecosystem Ecology,  
a section of the journal  
Frontiers in Marine Science

**Received:** 28 June 2021

**Accepted:** 04 October 2021

**Published:** 26 October 2021

### Citation:

Marriott SE, Cox C, Amolo RC,  
Apistar D, Mancao RH and  
de Mutsert K (2021) Implications  
of Community-Based Management  
of Marine Reserves in the Philippines  
for Reef Fish Communities  
and Biodiversity.  
*Front. Mar. Sci.* 8:731675.  
doi: 10.3389/fmars.2021.731675

Overfishing and destructive fishing practices are major threats to marine biodiversity in the Philippines, where over 1.9 million small-scale fishers are supported by these biodiverse marine communities. Nearly 50% of all marine fish capture in the Philippines is from artisanal fisheries, with much of it not reported or under-reported. Marine reserves, where fishing is prohibited have been created in many local government units to help restore and preserve this biodiversity. The success of these marine reserves is still under serious debate with effective management still representing a significant challenge. The lack of a governance system to centrally managed marine reserves has resulted in non-governmental organizations developing community-based management schemes. Using independent fisheries data from Rare's Fish Forever program, we applied PERMANOVA, SIMPER and biodiversity index analyses to evaluate the community structure of reef fish in 20 sites within the Philippines. We analyzed the differences in fish assemblage inside and outside of these marine reserves, before and after community-based management had been implemented. We provide evidence that: (i) fish community structure changes within marine reserves after community-based management strategies are implemented; and (ii) community-based management of marine fisheries resources protects and promotes biodiversity inside, and in some cases, outside marine reserves. Variability across sites suggests that other social or ecological factors may be influencing the ability of marine reserves to fully protect biodiversity and marine resources. Small-scale fishers in the Philippines participate in mixed-catch harvests and depend on biodiversity and reef community structure for their livelihoods. Thus, this work has implications on how community-based management strategies for marine reserves and adjacent waters may be beneficial for the sustainability of small-scale fishers.

**Keywords:** marine reserve, small scale fisheries, biodiversity, community-based management (CBM), community structure

## INTRODUCTION

Destructive fishing habits, overfishing, and pollution have impacted coral reef systems and fisheries (Pastorok and Bilyard, 1985; McManus and Reyes, 1997; Wenger et al., 2015; Graham et al., 2017). Unsustainable fishing techniques as well as sediment and nutrient pollution can transition coral reef ecosystems from oligotrophic complex living coral reef structures with high biodiversity to eutrophic, macro-algae covered structures with reduced biodiversity (Mumby et al., 2007). Overfishing or destructive fishing practices exist in commercial or industrial fishing fleets as well as small-scale fishing (SSF) (Mora, 2008; Alfaro-Shigueto et al., 2010; Shester and Micheli, 2011; Selgrath et al., 2018; Muallil et al., 2019). Small-scale fishing, generally defined by small, man- or low-powered vessels, makes up at least 30% of global catch (Pauly and Zeller, 2016). In the Philippines, approximately 50% of catch is harvested by over 1.9 million small-scale fishers (FAO, 2014) and 68% of fisheries have been found to be unsustainable (Muallil et al., 2014b). Additionally, small-scale fishers are growing in number in the Philippines, increasing the total annual fishing pressure (Selgrath et al., 2018). Rural coastal communities, where much of small-scale fishing occurs, rely on subsistence fishing and are uniquely vulnerable to fishery collapse and environmental changes, such as sea-level rise or ocean acidification (World Bank, 2012). Thus, it continues to be important to focus on sustainable management strategies for small-scale fishing.

In many parts of the world, top-down management approaches, such as catch limits and gear restrictions, are the most common type of commercial fisheries management (Hilborn and Ovando, 2014). For these traditional approaches to be successful, they typically rely on centralized governance, limited targeted species and large quantities of biological data. In emergent countries with a high proportion of small-scale fishing, these top-down approaches are challenging due to lack of infrastructure for monitoring and enforcement (Brownman et al., 2004). In order to overcome these challenges, governments and non-governmental organizations (NGOs) have been focusing on management methods to create more sustainable fishing practices for small-scale fishers and create resilience for fishing communities (FAO, 2018).

Rare, one such international NGO, has been working with local communities in the Philippines to address overfishing. Rare, with the Environmental Defense Fund and University of California Santa Barbara, developed the Fish Forever Program using Pride Campaigns to inspire behavior change to reduce illegal fishing in marine reserves and increase effectiveness. Beginning in 2011, the program paired managed access with marine reserves hypothesizing that the combination would provide benefits to both fish, fishers, and the broader marine ecosystem (Rare, 2018). Importantly, local communities manage both the marine reserves and the managed access areas to reduce illegal fishing of the marine reserve and reduce destructive fishing habits outside the reserves.

Marine reserve areas, where fishing is prohibited, can be a powerful management tool for protection of an essential habitat and also benefit fishers through increased catch (Guidetti, 2006;

Kerwath et al., 2013; Strain et al., 2019). However, marine reserves will only be beneficial to both if they are effectively managed (Mora, 2008; Strain et al., 2019). The Philippines is often cited as a success story for marine reserves because of how early they were implemented (since the 1970s) and how many were delineated (1,800 as of 2014) (Cabral et al., 2014). However, only 2% of reefs are under protection, many of them small, and only 10–30% are effectively managed (Campos and Aliño, 2008; Weeks et al., 2010; Arceo et al., 2013). As a part of the Convention on Biological Diversity, the Philippines had agreed to protect 10% of the country's marine resources by 2020 (Cabral et al., 2014), a target that was not achieved (Marine Conservation Institute, 2021).

One way to potentially increase effectiveness of marine reserves is to implement or strengthen community-based management (CBM) of those areas, which addresses the need for multi-species management and enforcement or compliance of fishing regulations (Smallhorn-West et al., 2019). Community-based management of natural resources has been a way for users to self-enforce and monitor those resources (Pinkerton, 1989; Pomeroy, 1995; Ostrom, 2000; Kearney et al., 2007). The Philippines government has decentralized fishery regulations, moving toward participatory approaches through the Local Government Code in 1991 and Fisheries code in 1998, which allow local governments or municipalities to manage fishery resources (Pomeroy and Courtney, 2018). Since then, the Philippines has used CBM in marine reserves with varying success (Aliño et al., 2000; Campos and Aliño, 2008; Arceo et al., 2013; Rohrer, 2017). Notably, Apo Island, one of the best studied marine reserves, has demonstrated that important fish species increase in both biomass and catch (Russ and Alcala, 1996; Maypa et al., 2002; Russ et al., 2003). Other studies have found that CBM marine reserves maintain fish abundance and diversity within the reserves, but not in the surrounding reefs (Christie et al., 2002).

Many of the existing marine reserves already established in the Philippines were “paper parks,” protected in name only (Campos and Aliño, 2008). One of the issues with small-scale fishing is that top-down governance structures frequently lack enforcement and therefore are ineffective at reducing fishing pressure (Brownman et al., 2004). Managing these fisheries on a local level may increase enforcement and compliance of the marine reserves (McClanahan et al., 2006). Depending on the location and ecosystem, designation of a no-take marine reserves is not enough to protect the ecosystem and does not show significant regeneration of coral reef habitat or fishes, such as in parrotfish in Belize (Cox et al., 2017). Community-based management has been identified as a key component of effective marine reserves where increases in biomass of fished species is observed (Kearney et al., 2007; Guidetti and Claudet, 2010; Smallhorn-West et al., 2019).

In the Philippines, biomass of fish has increased both inside and outside CBM marine reserves (Russ et al., 2003; Rare, 2018). While fish biomass is higher in marine reserves, the stocks themselves are generally overfished (Muallil et al., 2019). In addition to biomass for evaluating management strategies, fish community structure is also needed because total biomass does not account for the diversity of species contributing to that biomass. Additionally, the increase of one species may

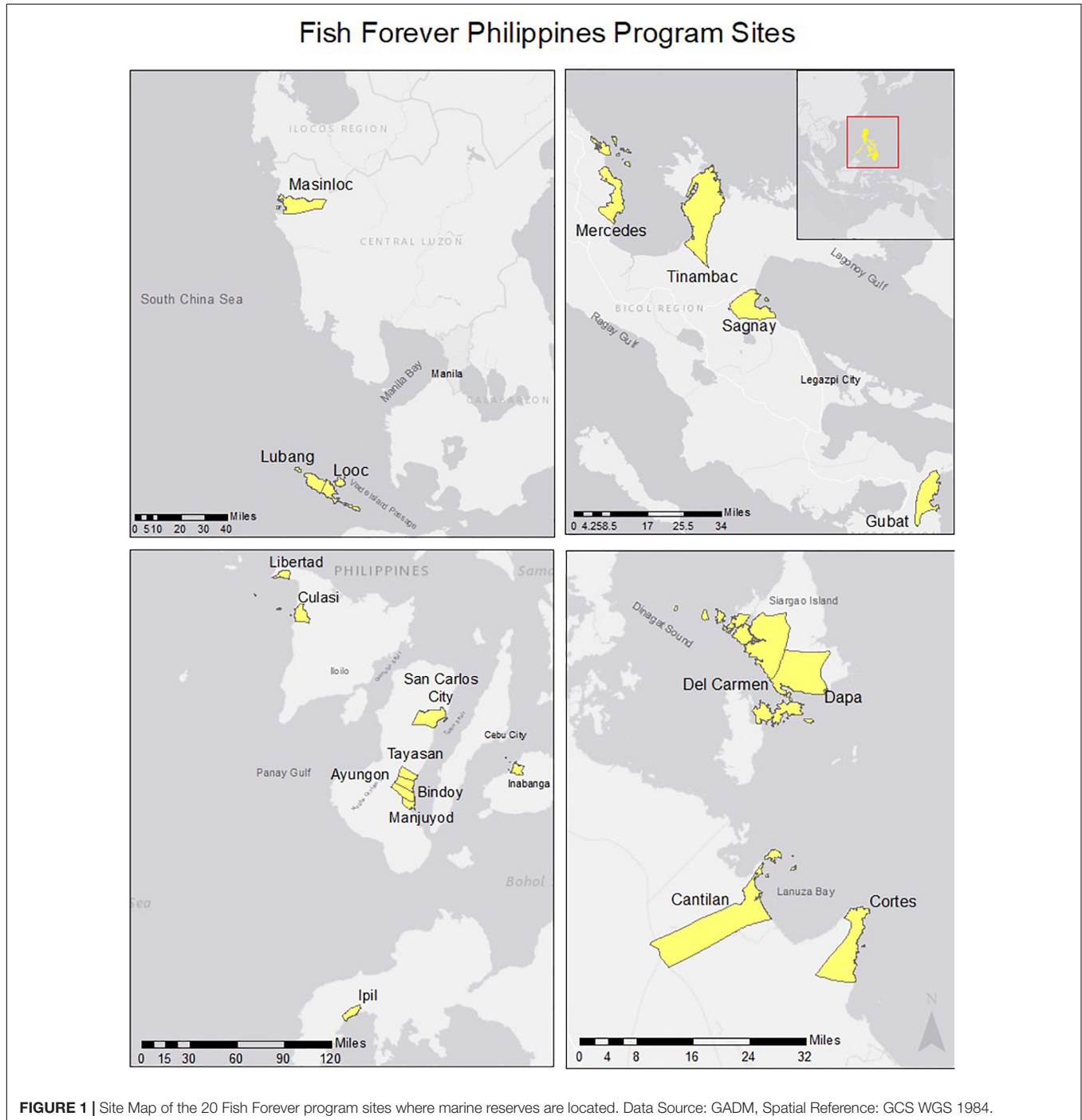
not be as ecologically significant as the increase of all species across the community.

Researchers have repeatedly concluded that marine reserves will not lead to an increase in fishery resources if they are not effectively managed or designed (Mora, 2008; Gaines et al., 2010; Rife et al., 2013; Muallil et al., 2019). Here we investigated the impact of implementing community-based management on fish community structure and biodiversity in marine reserves and open access areas across the Philippines.

## MATERIALS AND METHODS

### Data Description

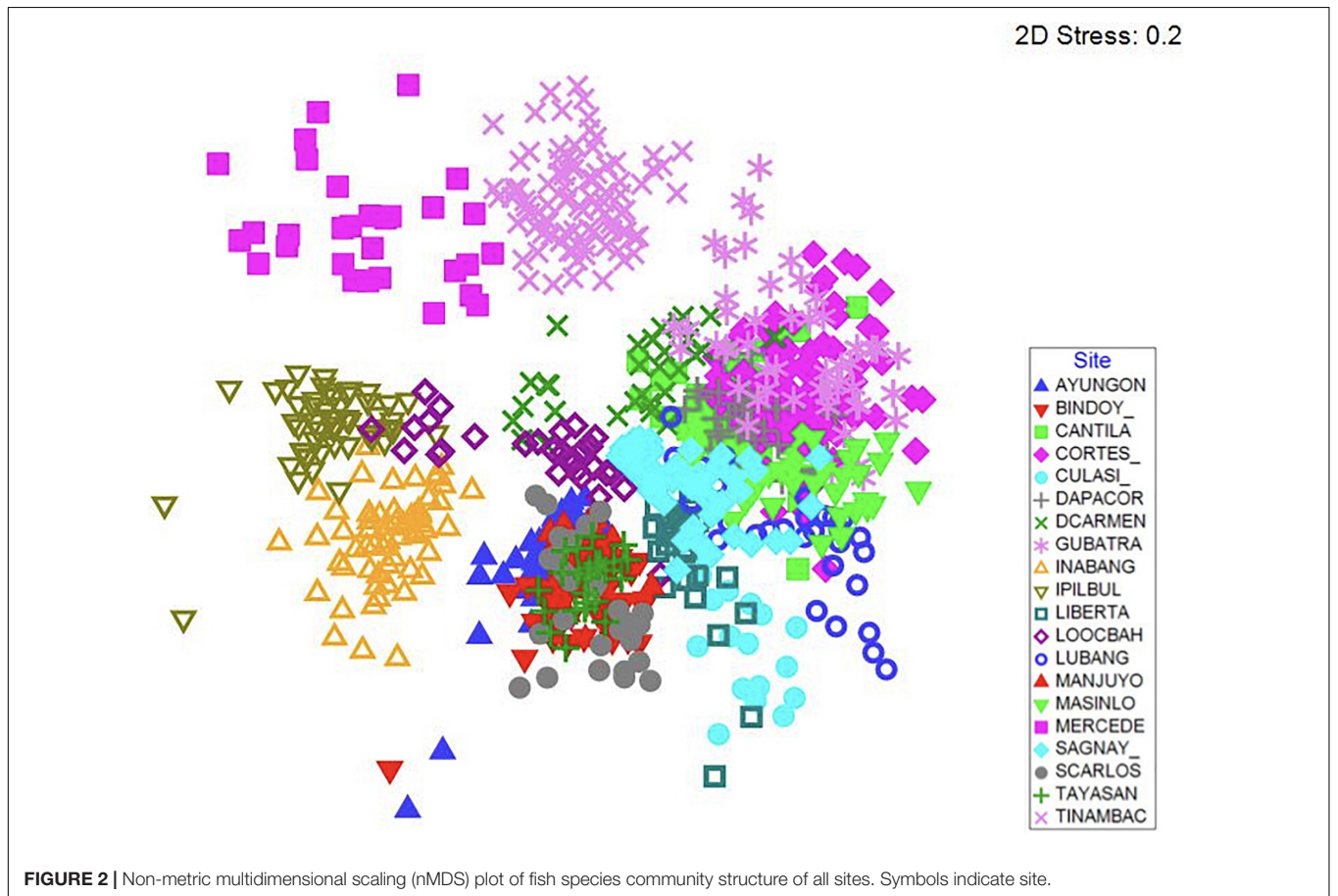
Fisheries independent data, such as species name, abundance, and estimated length were collected from 20 sites in the Philippines between the years of 2011 and 2017 as part of Rare’s Fish Forever Program (Figure 1). The data were collected using five 50 m transects and two swimmers at each site, who would visually identify species, count, and estimate total lengths of each



**TABLE 1** | Description of marine reserve area, dates of establishment, and range of dates for data collection for each site.

Site name	Municipal waters (ha)	Marine reserve (ha)	% Protected	Reserve Est. date	Data dates	Protected habitat
Ayungon	9,399	237	2.5	2008*	2012–2017	Coral reef
Bindoy	10,230	332	3.2	2006*	2012–2017	Coral reef
Cantila	41,830	250	0.6	2006	2011–2017	Coral reef
Cortes	56,000	307	0.5	2007	2011–2017	Coral reef
Culasi	151,506	146	0.1	1991	2015–2017	Coral reef
Dapa	17,174	152	0.9	2006	2015–2017	Coral reef
Del Carmen	44,816	38	0.1	2015	2015–2017	Coral reef, seagrass beds
Gubat	8,244	35	0.4	2012*	2011–2017	Coral reef
Inabanga	14,837	100	0.6	2000	2011–2017	Coral reef
Ipil	20,270	1923	9.5	2004*	2012–2017	Coral reef, seagrass beds
Libertad	35,657	16	0.04	1998	2015–2017	Coral reef
Looc	138,304	913	0.7	2010	2015–2017	Coral reef
Lubang	109,886	581	0.5	2010	2015–2017	Coral reef
Manjuyod	12,158	83	0.7	1994	2015–2017	Coral reef
Masinloc	11,080	128	1.2	1989*	2015–2017	Coral reef
Mercedes	53,850	22	0.04	2002	2015–2017	Coral reef
Sagnay	13,566	475	3.5	1993	2012–2017	Coral reef
San Carlos	27,868	108	0.4	2005	2015–2017	Coral reef
Tayasan	6,552	6	0.1	1993	2015–2017	Coral reef
Tinambac	20,900	182	0.9	2006	2011–2017	Coral reef

\*Dates retrieved from Muallil et al. (2019).



**TABLE 2 |** Results from PERMANOVA pair-wise test at each site for each combination factor.

Site	Interaction group	Pair-wise t	P	Permutations
Ayungon	Insidebefore, Insideafter	1.1924	0.018*	9822
	Insidebefore, Outsidebefore	1.3709	0.0022*	9362
	Insideafter, Outsideafter	1.5592	0.0001*	9854
Bindoy	Outsidebefore, Outsideafter	1.0102	0.3938	9842
	Insidebefore, Insideafter	0.93102	0.6620	9837
	Insidebefore, Outsidebefore	1.6926	0.0001*	9318
Cantila	Insideafter, Outsideafter	2.0107	0.0001*	9846
	Outsidebefore, Outsideafter	1.1027	0.1224	9762
	Insidebefore, Insideafter	1.4291	0.0002*	9829
Cortez	Insidebefore, Outsidebefore	1.4887	0.0001*	9825
	Insideafter, Outsideafter	1.3999	0.0001*	9809
	Outsidebefore, Outsideafter	1.5028	0.0001*	9806
Culasi	Insidebefore, Insideafter	1.4745	0.0001*	9825
	Insidebefore, Outsidebefore	1.4769	0.0002*	9824
	Insideafter, Outsideafter	1.6373	0.0001*	9816
Dapa	Outsidebefore, Outsideafter	1.2704	0.0021*	9798
	Insidebefore, Insideafter	1.0789	0.2735	15
	Insidebefore, Outsidebefore	1.1831	0.0629	15
Del carmen	Insideafter, Outsideafter	1.6225	0.0015*	494
	Outsidebefore, Outsideafter	0.99826	0.4280	495
	Insidebefore, Insideafter	1.0265	0.3477	2900
Gubat	Insidebefore, Outsidebefore	1.1623	0.0462*	126
	Insideafter, Outsideafter	1.2076	0.0248*	9350
	Outsidebefore, Outsideafter	0.96393	0.6181	2896
Inabanga	Insidebefore, Insideafter	1.0611	0.2562	1000
	Insidebefore, Outsidebefore	0.94441	0.5870	210
	Insideafter, Outsideafter	1.1169	0.1488	9351
Ipil	Outsidebefore, Outsideafter	1.0597	0.2534	5701
	Insidebefore, Insideafter	2.0684	0.0001*	9851
	Insidebefore, Outsidebefore	0.98791	0.4782	9557
Libertad	Insideafter, Outsideafter	1.8759	0.0001*	9805
	Outsidebefore, Outsideafter	1.4304	0.0002*	9808
	Insidebefore, Insideafter	1.0853	0.1543	8777
Looc	Insidebefore, Outsidebefore	1.5218	0.0001*	9833
	Insideafter, Outsideafter	1.2544	0.0271*	2871
	Outsidebefore, Outsideafter	1.4027	0.001*	9872
Lubang	Insidebefore, Insideafter	1.1123	0.0976	9781
	Insidebefore, Outsidebefore	1.24	0.0081*	9312
	Insideafter, Outsideafter	1.4839	0.0001*	9850
Manjunod	Outsidebefore, Outsideafter	1.2109	0.0248*	9842
	Insidebefore, Insideafter	1.2152	0.0157*	2869
	Insidebefore, Outsidebefore	0.90107	0.9045	126
Masinloc	Insideafter, Outsideafter	1.1161	0.0572	9301
	Outsidebefore, Outsideafter	1.3003	0.0003*	2870
	Insidebefore, Insideafter	1.0598	0.2423	2877
Mercedes	Insidebefore, Outsidebefore	1.3194	0.033*	126
	Insideafter, Outsideafter	1.7291	0.0002*	9366
	Outsidebefore, Outsideafter	0.9031	0.7444	2878
Sagnay	Insidebefore, Insideafter	1.0165	0.3559	2884
	Insidebefore, Outsidebefore	1.6057	0.0081*	126
	Insideafter, Outsideafter	2.0124	0.0001*	9338
San Carlos	Outsidebefore, Outsideafter	0.96575	0.6228	2881
	Insidebefore, Insideafter	1.1161	0.0733	2872
	Insidebefore, Outsidebefore	1.0104	0.4004	126
Tayasan	Insideafter, Outsideafter	1.1652	0.045*	9318
	Outsidebefore, Outsideafter	1.044	0.2695	1978
	Insidebefore, Insideafter	1.1679	0.0374*	2880
Tinambac	Insidebefore, Outsidebefore	1.2292	0.0243*	126
	Insideafter, Outsideafter	1.4242	0.0027*	9325
	Outsidebefore, Outsideafter	0.94929	0.6460	1983
Tayasan	Insidebefore, Insideafter	1.0241	0.3733	2871
	Insidebefore, Outsidebefore	1.2486	0.0477*	126
	Insideafter, Outsideafter	1.1981	0.0418*	9310
Tayasan	Outsidebefore, Outsideafter	1.0515	0.2696	2879
	Insidebefore, Insideafter	1.12	0.1367	9843
	Insidebefore, Outsidebefore	1.1131	0.1329	9307
Tayasan	Insideafter, Outsideafter	1.1321	0.0808	9834
	Outsidebefore, Outsideafter	1.0552	0.2312	9763
	Insidebefore, Insideafter	1.3202	0.0026*	7658
Tayasan	Insidebefore, Outsidebefore	1.4902	0.0053*	210
	Insideafter, Outsideafter	2.0183	0.0001*	9473
	Outsidebefore, Outsideafter	1.1381	0.1010	494
Tayasan	Insidebefore, Insideafter	1.0722	0.2491	495
	Insidebefore, Outsidebefore	1.1236	0.0629	35
	Insideafter, Outsideafter	1.2372	0.0147*	5097
Tayasan	Outsidebefore, Outsideafter	1.096	0.1524	495
	Insidebefore, Insideafter	1.3424	0.0017*	9865
	Insidebefore, Outsidebefore	1.3688	0.0006*	9841
Tayasan	Insideafter, Outsideafter	1.4386	0.0001*	9813
	Outsidebefore, Outsideafter	1.3806	0.0002*	9828

(Continued)

**TABLE 2 |** (Continued)

Site	Interaction group	Pair-wise t	P	Permutations
Manjunod	Insidebefore, Insideafter	1.1161	0.0733	2872
	Insidebefore, Outsidebefore	1.0104	0.4004	126
	Insideafter, Outsideafter	1.1652	0.045*	9318
Masinloc	Outsidebefore, Outsideafter	1.044	0.2695	1978
	Insidebefore, Insideafter	1.1679	0.0374*	2880
	Insidebefore, Outsidebefore	1.2292	0.0243*	126
Mercedes	Insideafter, Outsideafter	1.4242	0.0027*	9325
	Outsidebefore, Outsideafter	0.94929	0.6460	1983
	Insidebefore, Insideafter	1.0241	0.3733	2871
Sagnay	Insidebefore, Outsidebefore	1.2486	0.0477*	126
	Insideafter, Outsideafter	1.1981	0.0418*	9310
	Outsidebefore, Outsideafter	1.0515	0.2696	2879
San Carlos	Insidebefore, Insideafter	1.12	0.1367	9843
	Insidebefore, Outsidebefore	1.1131	0.1329	9307
	Insideafter, Outsideafter	1.1321	0.0808	9834
Tayasan	Outsidebefore, Outsideafter	1.0552	0.2312	9763
	Insidebefore, Insideafter	1.3202	0.0026*	7658
	Insidebefore, Outsidebefore	1.4902	0.0053*	210
Tayasan	Insideafter, Outsideafter	2.0183	0.0001*	9473
	Outsidebefore, Outsideafter	1.1381	0.1010	494
	Insidebefore, Insideafter	1.0722	0.2491	495
Tayasan	Insidebefore, Outsidebefore	1.1236	0.0629	35
	Insideafter, Outsideafter	1.2372	0.0147*	5097
	Outsidebefore, Outsideafter	1.096	0.1524	495
Tinambac	Insidebefore, Insideafter	1.3424	0.0017*	9865
	Insidebefore, Outsidebefore	1.3688	0.0006*	9841
	Insideafter, Outsideafter	1.4386	0.0001*	9813
Tayasan	Outsidebefore, Outsideafter	1.3806	0.0002*	9828

\*Indicates significance.

fish. In each of the sites, abundance data were collected inside and outside the marine reserve. Reserve implementation occurred as early as 1989 and as late as 2012 (Table 1). Rare facilitated the implementation of community based management in 2014 at all of these sites.

### Analysis

To determine the reef fish communities inside and outside the marine reserves before and after CBM was implemented, one-way PERMANOVA and SIMPER analyses were run using PRIMER-e (Clarke and Gorley, 2006). Both analyses were completed on a combination factor of whether the samples were inside or outside the marine reserve and if they were before or after CBM. Of all the combinations we used pair-wise tests within the PERMANOVA to compare four of the combinations: (1) “inside before” and “inside after” (2) “outside before” and “outside after” (3) “inside before” and “outside before” and (4) “inside after” and “outside after”. Fish abundance data were transformed using a 4th-root transformation and then a Hellinger similarity matrix was applied. Fish community structure was then visualized using non-metric multidimensional scaling (nMDS). The nMDS allows us to see similarities of species composition between

treatment groups. PERMANOVAs were performed on each site to test the significance of difference between fish community structures, using the interaction of marine reserves status and before and after implementation of CBM. The PERMANOVAs ran up to 10,000 permutations. Where significant differences were found, SIMPER analyses, using the same combinations, were conducted to determine which fish families and species were the main contributors to the differences between treatment groups. Special attention was given to important fishery families jacks (*Carangidae*), fusiliers (*Caesionidae*), wrasses (*Labridae*), breams (*Lethrinidae* and *Nemipteridae*), rabbitfish (*Siganidae*), snapper (*Lutjanidae*), goatfish (*Mullidae*), grunts (*Haemulidae*), hogfish (*Bodianinae*), grouper (*Serranidae*, specifically *Epinephelinae*), parrotfish (*Scaridae*), surgeonfish (*Acanthuridae*), and ponyfish (*Leiognathidae*) (Muallil et al., 2014a; Fish Forever, 2020). We investigated CBM implementation effects on all sites aggregated as well as each site separately to observe overall patterns of fish community change and site level dynamics.

Biodiversity was assessed by calculating a Shannon Index on each transect and testing the interactions at the site, reserve status, and CBM level. The Shannon Index calculates both the species richness and evenness in an area, giving weight to rarer species. This type of diversity index is useful for areas where overexploitation of fishing resources may have resulted in more rare species, and accounting for the differences in abundance of these rare species is relevant to the study. Kruskal-Wallis tests were then performed on the Shannon Index values to test if CBM implementation resulted in significant differences. Biodiversity analyses were performed using the R package `vegan` and `rstatix` (R Core Team, 2013; Kassambara, 2020; Oksanen et al., 2020).

## RESULTS

### Community Structure

When all site data were aggregated, there is no clear clustering of fish communities between those inside marine reserves and outside marine reserves, but instead a strong clustering by site (Figure 2). However, when each site was analyzed separately, the percent of sites that had significant differences between fish community structure inside and outside marine reserves increased from 65% of sites to 85% of sites after the implementation of CBM (Table 2). Additionally, shifts in fish community structures were observed after CBM was implemented both inside marine reserves (40% of sites had a significant difference) and outside marine reserves (35% of sites had a significant difference). Due to the large total number of fish species observed (over 600), no single species makes up a large percentage of the dissimilarity between factors (inside versus outside the marine reserve before CBM, and inside versus outside the marine reserve after CBM) for any site in the SIMPER analyses. The SIMPER analyses performed after aggregating the data to the family level revealed that increases of abundance of many important fishery families contributed to

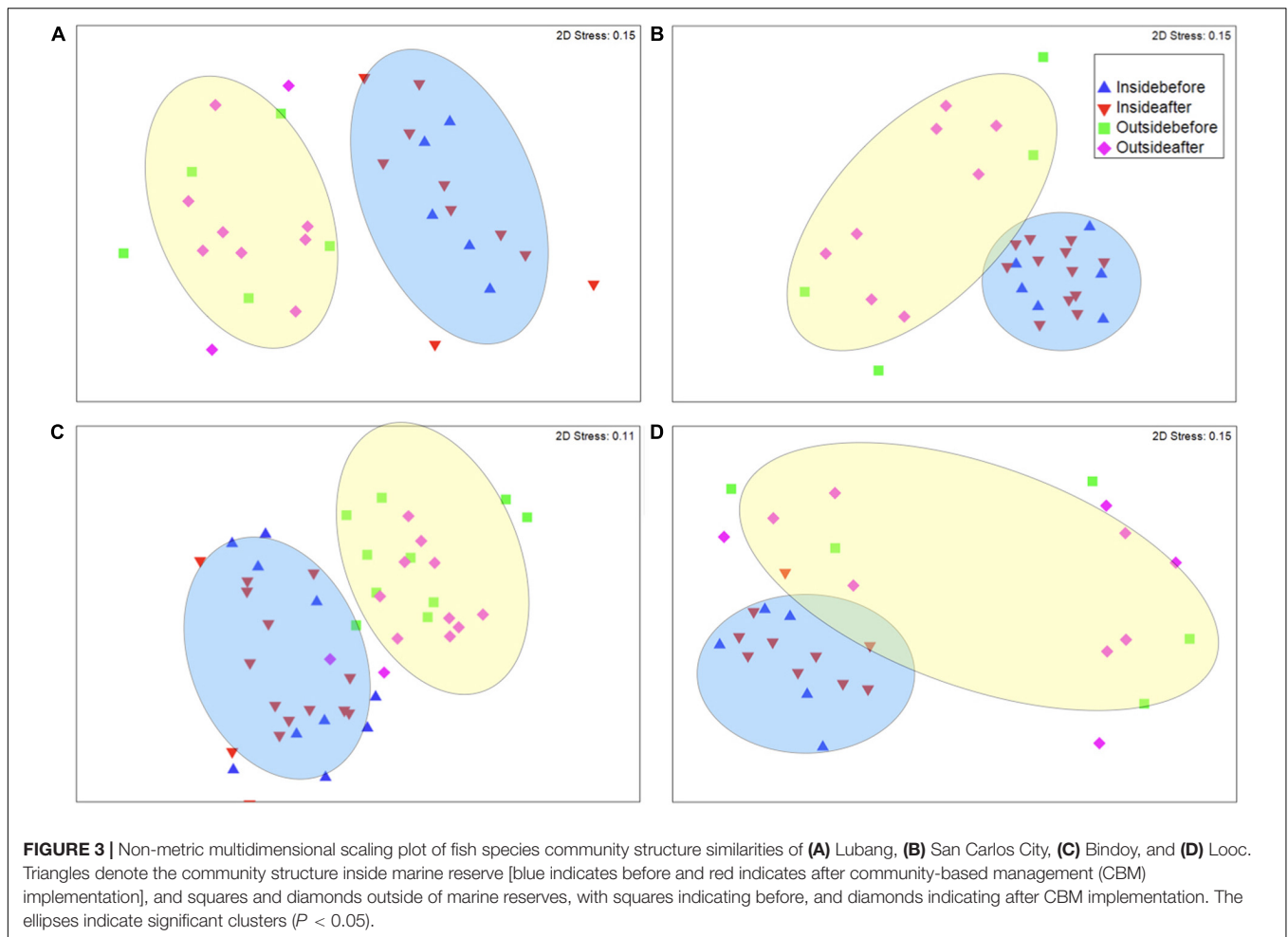
the differences seen in community composition after the CBM was implemented.

Some sites, such as Lubang, San Carlos City, Bindoy, and Looc, had clearly defined clusters ( $P < 0.05$ ) for fish communities inside and outside the marine reserve, but no significant differences for changes before and after the implementation of CBM (Figure 3 and Supplementary Figures 1–4). For example, in Bindoy an increase of important fishery families (snappers, wrasses, jacks, goatfish, groupers, parrotfish, and breams) made up 25.9% of dissimilarity between inside and outside the marine reserves before CBM (Figure 4). However, not every important fishery family increased uniformly at each site. For the same location (Bindoy) and treatment (inside and outside reserve before CBM implementation), a decrease in fusiliers, rabbitfish, hogfish, and surgeonfish was responsible for 12.3% of the dissimilarity. Additionally, when comparing the differences inside and outside the marine reserves after CBM was implemented the increase of important families (snappers, wrasses, jacks, goatfish, groupers, parrotfish, breams, fusiliers, surgeonfish, and rabbitfish) contributed to 34.5% of the dissimilarity. Notably, there were increases in fusiliers and rabbitfish contributing to 6.8% of dissimilarity between inside and outside marine reserves after CBM was implemented.

Other sites, such as Cantilan, Tinambac, and Cortes, had significant clusters ( $P < 0.05$ ) for each interaction of reserve and CBM status (Figure 5 and Supplementary Figures 5, 6). For these three sites, the general effect of CBM implementation for both inside and outside the reserve was increasing abundances of most important fishery families. Tinambac outside the reserves after CBM was implemented was an exception, where a decrease in abundance of fusiliers, rabbitfish, wrasses, and parrotfish were responsible for 23% of dissimilarity (Figure 6). For Tinambac, both outside and inside the marine reserve after CBM was implemented, fusiliers decreased in abundance.

Four sites, Manjuyod, Culasi, Tayasan, and Gubat, had no difference in fish community structure before CBM inside and outside marine reserves, however, after CBM was implemented, there was a significant shift in community structure inside marine reserves (Figure 7 and Supplementary Figures 7–10). This was also accounted for in the SIMPER analysis for species where prior to CBM there was a lower dissimilarity (56.68) between inside the marine reserve and outside the marine reserve. However, after CBM implementation the average dissimilarity increased both within the reserve (69.71) and in comparison, to outside the reserve (64.63). The SIMPER analysis of Gubat revealed that an increase of snappers, goatfish wrasse, fusiliers, hogfish, and rabbitfish contributed to 23% of the dissimilarity between inside the marine reserve before and after CBM was implemented, indicating the application of CBM marine reserves for fisheries, not just conservation (Figure 8). Similarly to the previous sites, not all important fishery species had an increase of relative abundance after CBM, approximately 8% of the dissimilarity inside the reserves after CBM was due to the decrease of surgeonfish and parrotfish. Finally, two sites, Del Carmen and Sagnay had no community structure changes after CBM was implemented either inside or outside the marine reserve.





## Biodiversity

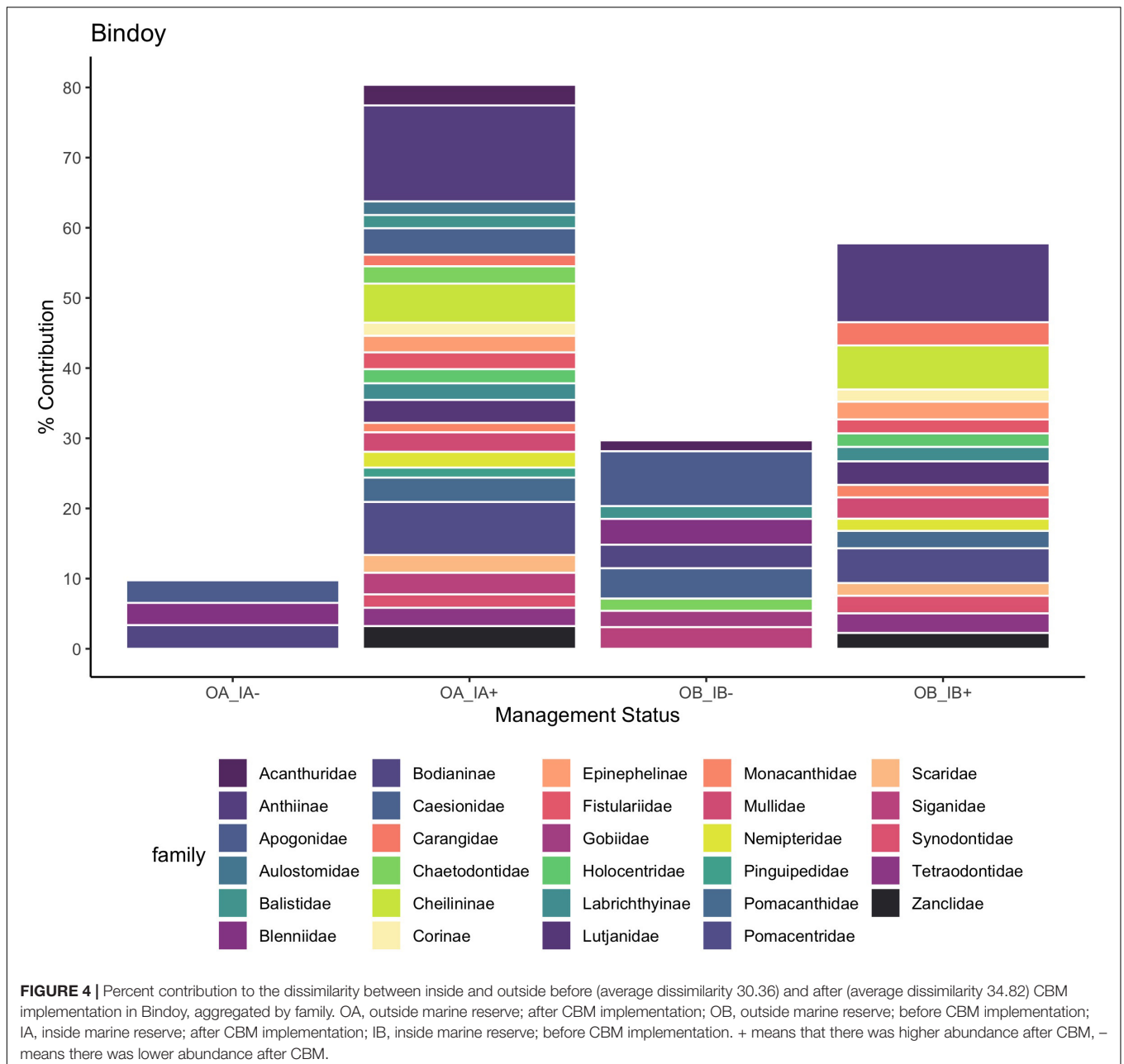
At the site level, six sites (30%) had significant differences in biodiversity inside or outside marine reserves and five (25%) had differences before and after community-based management. Cortes and Libertad had similar biodiversity inside and outside marine reserves, but after CBM was implemented were significantly different, with high diversity inside the reserve than outside after implementation (**Figure 9**). Additionally, while some sites (Cantila, Masinloc, and Tinambac) had no significant differences in biodiversity inside and outside the marine reserves, biodiversity significantly increased in both areas after CBM was implemented. One site, Del Carmen, decreased in biodiversity overall after CBM, though the remaining sites increased in biodiversity. While there is some overlap between sites that had significant community structure changes and biodiversity changes there is no overall pattern.

## DISCUSSION

Well-managed marine reserves in the Philippines have the potential to increase abundance of important species and biodiversity. Typically when evaluating the indicators of success

for marine reserves, age and size of the reserve are important (Halpern, 2003; Vandeperre et al., 2011). While many of the marine reserves at our study sites have been established for many years ( $x = 18$  years;  $SD = 7.5$ ), it is possible they had little enforcement and were considered “paper parks” (Campos and Aliño, 2008). It is likely that there was little effect on fish and fisheries from the marine reserves prior to the implementation of managed access and CBM governance structure in 2014. Other studies have demonstrated that reduction of fishing pressure can result in changes in fish communities, such as an increase of high trophic level fish after fishing effort was reduced (Graham et al., 2017). Our study found that when looking at site-specific community composition, shifts in community structure occurred inside the marine reserve after community-based management was implemented.

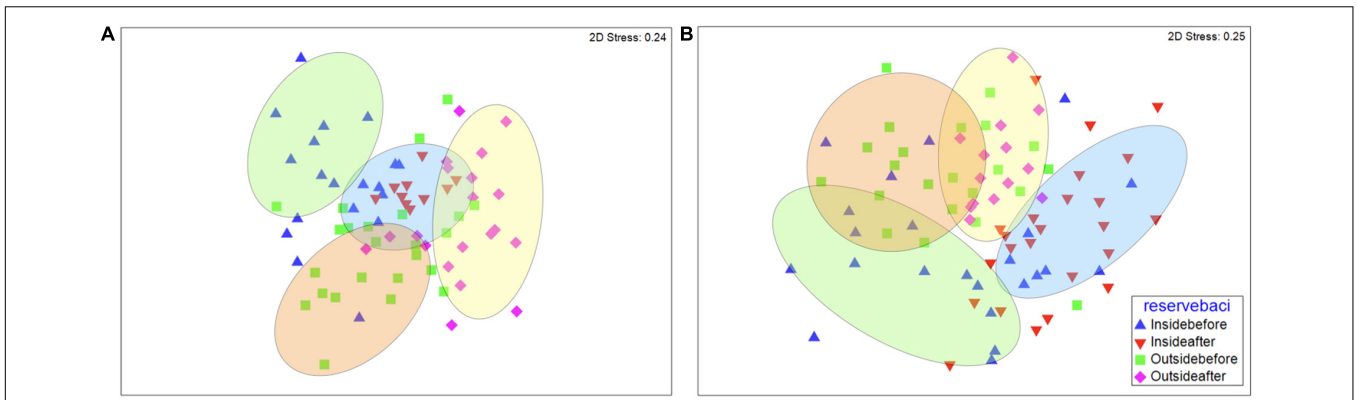
There are large numbers of reef fish that are important for small-scale fisheries in the Philippines contributing to differences in communities after CBM was implemented. Fishers rely on a wide variety of fish species, but fusiliers (*Casionidae.*), rabbitfish (*Siganidae.*), and groupers (*Serranidae.*) make up the top ten fished species at these sites (Fish Forever, 2020). Because of this, their increased abundance after CBM implementation, as was seen in our study, is significant to the communities who depend on



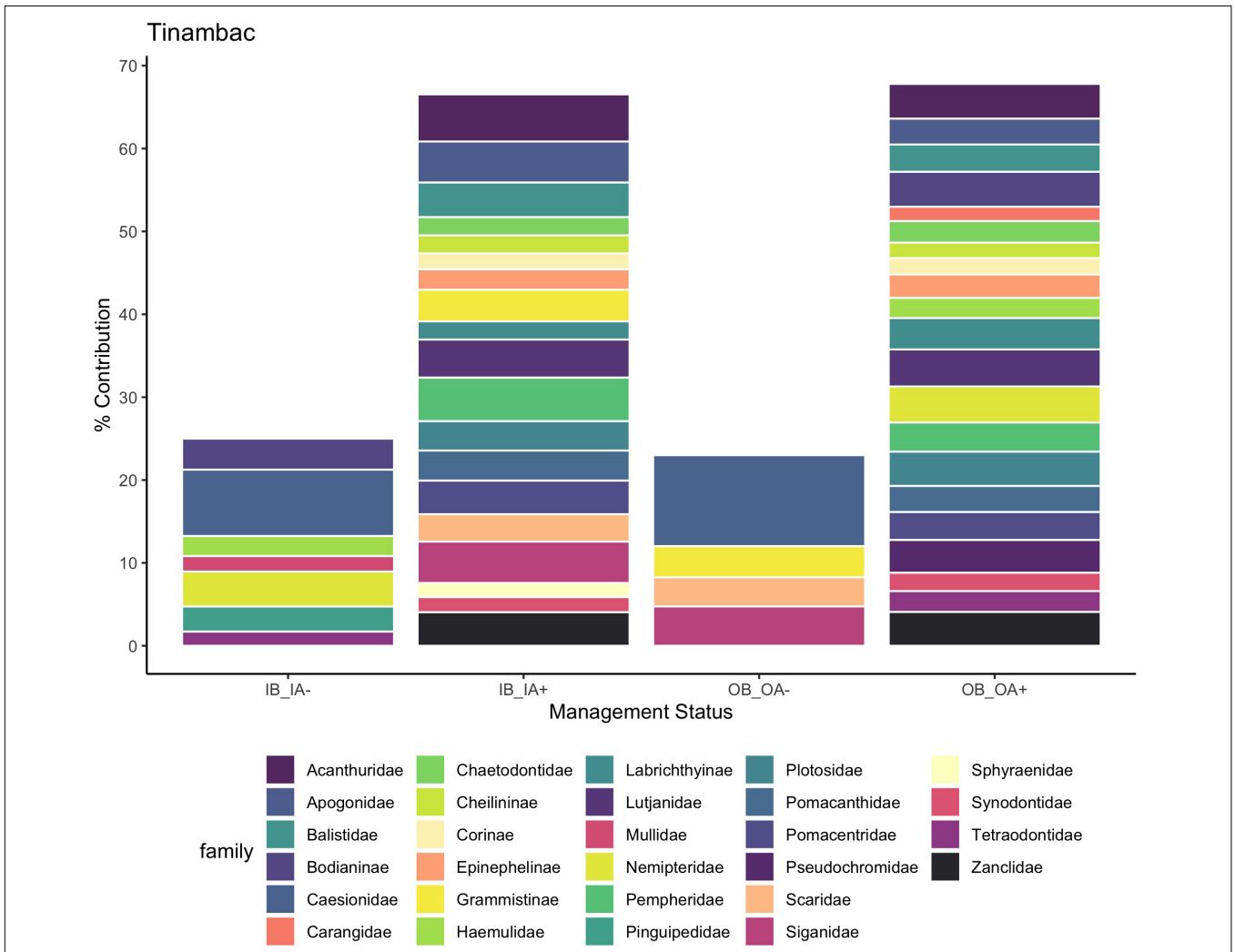
them. One target species, the leopard coral grouper (*Plectropomus leopardus*), was previously listed as “Near-Threatened” by the International Union for Conservation of Nature (IUCN), citing population declines in the Philippines (Choat and Samoily, 2018). In our study, the leopard coral grouper did contribute to the dissimilarity between communities inside marine reserves before and after community-based management, though with mixed results. In Bindoy, groupers, such as *P. leopardus*, decreased in relative abundance inside marine reserves after CBM (0.55% contribution to dissimilarity), but in Looc, they increased in abundance (0.56% contribution to dissimilarity). *Plectropomus leopardus* increased in abundance inside marine reserves after CBM in other sites such as Cantilan and Tinambac as well

(contributing to 0.61 and 1.12%, respectively). Though the IUCN status has recently been updated to “Least Concern”, populations are still declining and effectively managed marine reserves may be key to their continued recovery, especially since groupers have smaller home ranges and their populations generally respond well to marine reserves (Kramer and Chapman, 1999; Lowe et al., 2003).

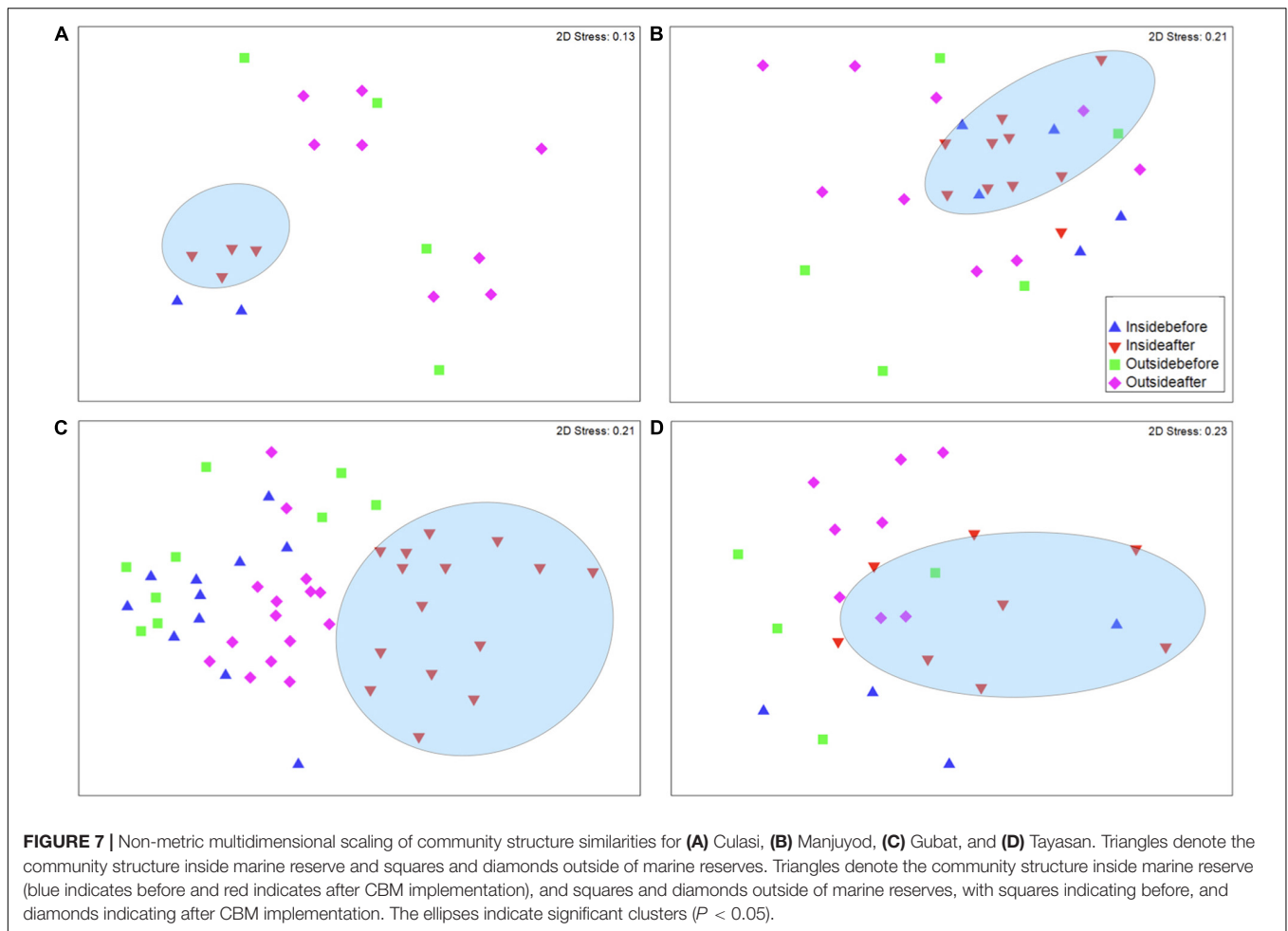
In addition to groupers increasing in abundance inside the marine reserve after CBM implementation, other families of fishes displayed interesting movements. For example, in Tinambac rabbitfish (*Siganidae*) and parrotfish (*Scaridae*) decreased in abundance outside of the reserve but showed relative increases inside the reserves. One explanation for this is that



**FIGURE 5 |** Non-metric multidimensional scaling plot of fish species community structure similarities of **(A)** Cantila and **(B)** Cortes. Triangles denote the community structure inside marine reserve (blue indicates before and red indicates after CBM implementation), and squares and diamonds outside of marine reserves, with squares indicating before, and diamonds indicating after CBM implementation. The ellipses indicate significant clusters ( $P < 0.05$ ).



**FIGURE 6 |** Percent contribution to the dissimilarity between inside before and after (average dissimilarity 31.86) and outside marine reserves before and after (average dissimilarity 31.80) CBM in Tinambac, aggregated by family. OA, outside marine reserve; after CBM implementation; OB, outside marine reserve; before CBM implementation; IA, inside marine reserve; after CBM implementation; IB, inside marine reserve; before CBM implementation. + means that there was higher abundance after CBM, - means there was lower abundance after CBM.

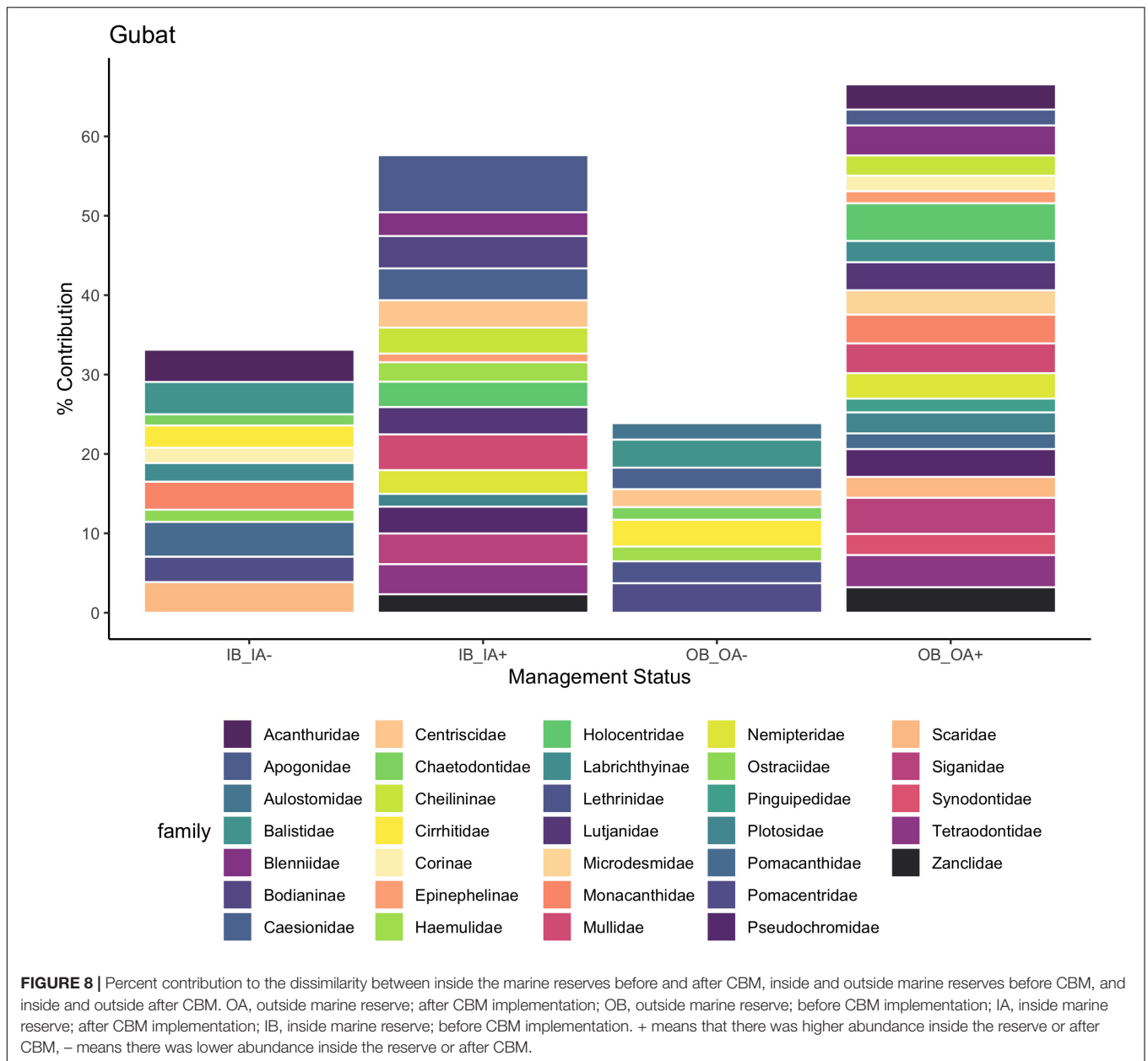


these fish are fished more heavily outside the reserve after CBM implementation. Another explanation is that fish leave fished areas and move into protected areas (Pittman et al., 2014). While this would appear as an increase of abundance inside the marine reserves, fish movement as opposed to fish reproduction is not a net increase of fish for the fishery. Though, the ability for fish to have refuge from fishing gives them a better chance for growth and reproduction in the future.

Biodiversity is typically used as an indicator of ecosystem health in relation to conservation, additionally, biodiversity is also correlated with higher catch and biomass, which is vital to small-scale fishers (Micheli et al., 2014). Marine reserves can assist in achieving both conservation and fishery goals if designed and enforced effectively (Cinner et al., 2020). While previous studies at the Fish Forever sites could not link the presence of the Fish Forever Pride Campaigns to increased biodiversity in marine reserves (Veríssimo et al., 2018), the implementation of community-based management investigated in this study does affect biodiversity in Philippine reefs. Overall, biodiversity increased after the implementation of CBM across all aggregated sites, which is a change from previous studies that did not find significant differences in biodiversity inside and outside marine reserves (Muallil et al., 2015). CBM at the sites in this

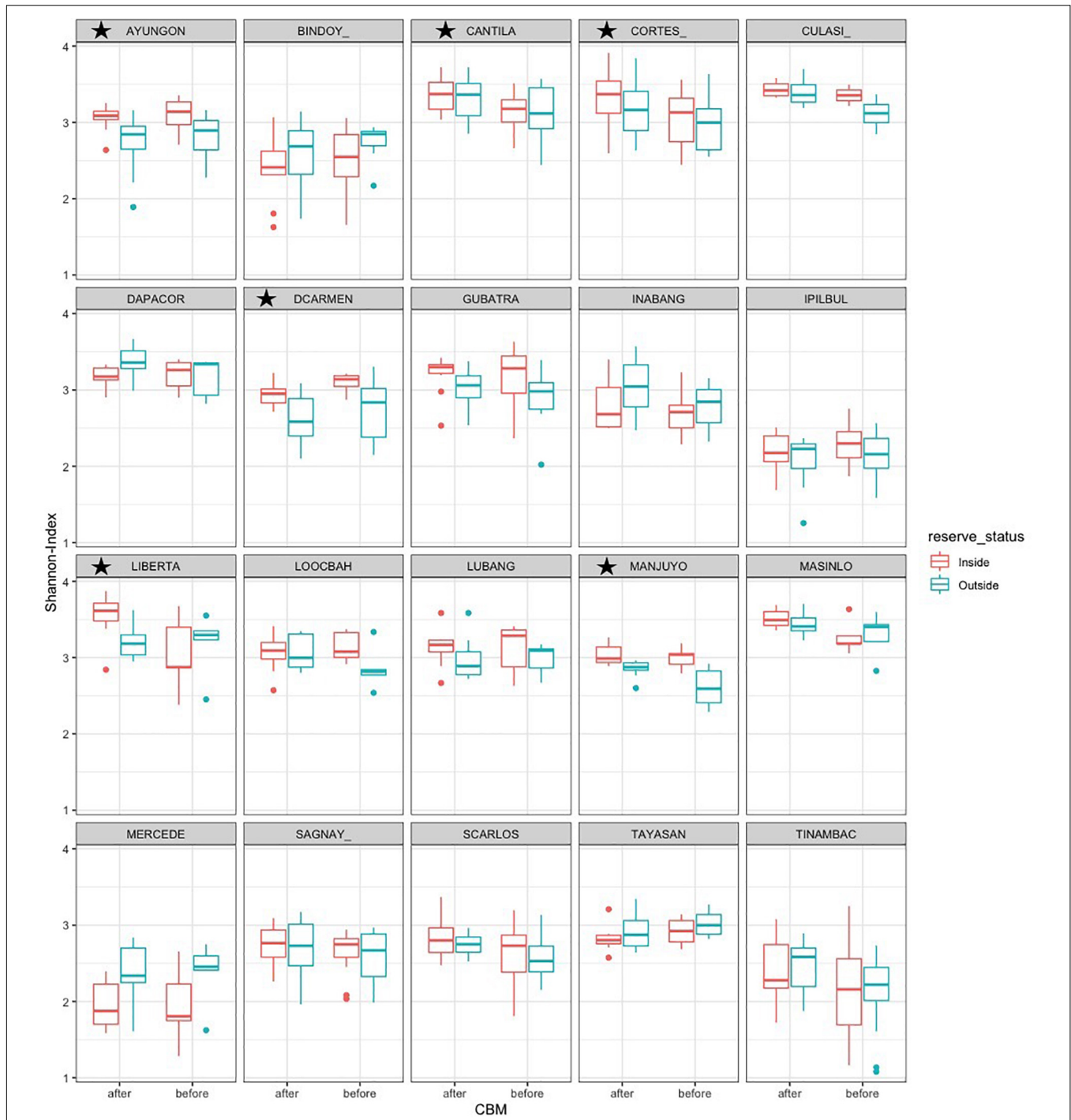
study increased the effectiveness of the reserves and fostered higher biodiversity. A reason for this may be that Muallil et al. (2015) used 1 year of data (2012–2013), while our study uses a time series that allows for more time for populations to grow after fishing ceases. Additionally, our study tests biodiversity inside and outside marine reserves after CBM implementation, which occurred in 2014. Though, following the trends of the community structure analyses in this study, not all biodiversity indices increased significantly after the implementation of CBM for all sites. Our analyses reveal that sites do not all follow the same patterns, which leads to additional questions about why these fish communities differ.

In the Philippines, there are still instances of fishing occurring within marine reserves, which counteracts the ecological protections for the fish resulting in a lack of sustainability of the fishery (Muallil et al., 2014b). To increase the ecological function and protection of the reserves some suggest that marine reserves need to be larger (Muallil et al., 2014b). If community-based management does lead to reduced fishing pressure inside the marine reserves and more thoughtful fishing outside the marine reserves, we should expect greater biodiversity, abundance, and different fish communities. Our results suggest some sites performed better after CBM was implemented but not uniformly,



approximately 30%. Some hypothesize that small marine reserves do not offer enough protection to impact fish community changes or biodiversity differences (Halpern, 2003; Friedlander et al., 2017), though the sites in our study that did show evidence of increase of biodiversity and abundance after community-based management were smaller reserves under 100 ha. The sites that had a significant difference in biodiversity in the interaction between reserves and CBM ranged from 16 to 307 ha in size. Even Tayasan, the smallest of the marine reserves at six hectares, and Gubat, a recently established marine reserve (in 2015), showed a significant change in community structure, showing increases of important fishery species, after CBM, which indicates that even small and recently established well-managed reserves can positively affect community structure for fisheries. It is also

possible that some sites that did not show differences after CBM was implemented were already functioning and managed well prior to CBM. Of the sites where there were no community structure differences inside and outside reserves before CBM, 57% of them had differences after CBM. These sites indicate there is promise in well-designed CBM programs. Even though, the “after” dataset only encompassed 3 years, previous studies have shown that marine reserve impacts are seen within 1–3 years of implementation (Halpern and Warner, 2002; Micheli et al., 2004). Longer timeframes of data may allow for representation in the data of fish reproduction, spill-over, and growth, as well as for rules to be fully established and enforced, which may result in future changes to community structure and biodiversity (Russ and Alcala, 1996; Halpern et al., 2009; Friedlander et al., 2017).



**FIGURE 9 |** Biodiversity index inside and outside marine reserves before and after CBM. \* Indicates the interaction between CBM and reserve status at each site is  $P < 0.05$ .

Coastal fisheries exist in a complex socio-ecological system that involves many factors that determine the success of a particular management regime, but two major factors are compliance with fishery regulations and availability of nursery habitat. We provide evidence that community-based management leads to ecological changes that could benefit

fisheries in the Philippines. However, our study is limited in answering “why” communities respond differently to CBM. We intend to further explore precise reasons why CBM may not be effective across all communities and address other impacts on fish communities, abundance, and biodiversity to improve the function of CBM of marine reserves. For example,

marine reserves tend to be more effective when there is higher compliance within CBM (Pollnac et al., 2010). Though, there are many other indicators that also lead to increases in abundance of fish and biodiversity in CBM marine reserves such as residential community size, individual perceptions of fish populations, alternative livelihoods, trust in the marine reserve, and high participation in decision making (Pollnac et al., 2001; Quintana et al., 2021). These socio-ecological factors are dynamic, each heavily linked to the next, creating challenges in identifying a singular predictor for CBM marine reserve success. Negative perceptions on fish populations may result in the belief that the marine reserve is failing, thus that CBM is not working and create a feedback loop resulting in fewer rules for the marine reserves (Quintana et al., 2021). Additionally, external actors, such as fishers from other communities, may influence resources within the community fishing boundaries. Many municipalities in the Philippines have reported commercial fishers illegally fishing in municipal waters, who may have no regard nor knowledge of local regulations (Muallil, 2014). The presence of the commercial fishers may be impacting the success of these marine reserves to no fault of the local communities managing them. Future research will include interviewing fishers to clarify levels of compliance of regulations and what types of effects external commercial fishers have on the resources where CBM has not shown to have significant effects on fish biodiversity and community structure.

This study examined the fishery independent data in the context of marine reserves and the implementation of community-based management of those reserves. The implementation of these strategies does not necessarily result in compliance of the regulations. Additionally, marine reserves assessed in this study protect the near-shore reef, but not adjoining habitats. Many species of fish in this region, especially parrotfish and snappers, which are both commercially important species, undergo ontogenetic migration from nursery habitats onto the reef (Nagelkerken et al., 2000; Mumby, 2006; Unsworth et al., 2008; Jones et al., 2010). Mangroves and seagrasses provide much of that nursery habitat that many fish depend on (Honda et al., 2013). Mangroves have declined rapidly, with 80% percent loss in the Philippines in the last 100 years (Primavera, 2000). The loss of mangrove habitat has been linked to declines in fishery stock (Melana et al., 2005; Tran and Fischer, 2017), which may occur regardless of protection of reefs. Decline of mangroves may also negatively impact corals by the increase of turbidity and sedimentation on reefs (Manson et al., 2005). When the reef structure and nursery habitat is threatened, continued production of important fishery species can also be vulnerable (Manson et al., 2005). Additional research will examine the habitat availability and quality at these sites as part of the suite of variables that may contribute to why sites responded differently to CBM implementation.

Protecting coastal coral reef areas and managing fishing access through marine reserves are important steps in sustainability of fishery resources, however, if critical nursery habitat or habitat that provides ecological functions for corals is not protected, then the efforts of marine reserves may be in vain. Thus, small-scale fishery management through community-based management

needs to fit into a broader social-ecological systems model, considering both the compliance of the fishing communities and the relationship of nursery habitats.

## CONCLUSION

Fish communities have a high site fidelity, supporting the notion that marine reserves and fishery management strategies need to be evaluated by site. Our study highlights the importance of site level dynamics in the success of community-based management. While CBM implementation resulted in positive changes of biodiversity in 25% of the sites and fish community structure increasing from 65 to 85% of the sites, further research is needed to investigate the reasons why some sites successfully increased fish biodiversity and abundance and others did not. Understanding the variability across sites, enabling conditions, and drivers of success will promote better design and implementation of CBM marine reserves. We suggest that resource managers explore interactions occurring between social and ecological factors within reef fishing communities to tailor interventions for each locality and increase potential for success when implementing community-based management.

## DATA AVAILABILITY STATEMENT

The raw data supporting the conclusion of this article will be made available by the authors, without undue reservation.

## AUTHOR CONTRIBUTIONS

SM conceived the presented idea, performed analysis, and wrote the manuscript. CC, RA, RM, and DA coordinated the data collection and management. KM contributed to the design and implementation of research as well as meaningful contributions to the manuscript. All authors provided critical feedback and helped shape the research and manuscript.

## FUNDING

Funding for data collection was provided by Rare.

## ACKNOWLEDGMENTS

The authors want to acknowledge Rare and the partners in the Philippines for collecting and providing the data, which without this research would not be possible. S. Sanghera for advisement and thoughtful feedback on data analysis.

## SUPPLEMENTARY MATERIAL

The Supplementary Material for this article can be found online at: <https://www.frontiersin.org/articles/10.3389/fmars.2021.731675/full#supplementary-material>

## REFERENCES

- Alfaro-Shigueto, J., Mangel, J. C., Pajuelo, M., Dutton, P. H., Seminoff, J. A., and Godley, B. J. (2010). Where small can have a large impact: structure and characterization of small-scale fisheries in Peru. *Fish. Res.* 106, 8–17. doi: 10.1016/j.fishres.2010.06.004
- Aliño, P. M., Palomar, N. E., Arceo, H. O., and Uychiaoco, A. T. (2000). Challenges and opportunities for Marine Protected Area (MPA) management in the Philippines. *Proc. Coral Reef Symp.* 2, 635–640.
- Arceo, H. O., Cazalet, B., Aliño, P. M., Mangialajo, L., and Francour, P. (2013). Moving beyond a Top-down fisheries management approach in the Northwestern Mediterranean: some lessons from the Philippines. *Mar. Policy* 39, 29–42. doi: 10.1016/j.marpol.2012.10.006
- Brownman, H., Cury, P. M., Lotze, H. K., Jennings, S., Hilborn, R., Mace, P., et al. (2004). Perspectives on ecosystem-based approaches to the management of marine resources. *Mar. Ecol. Prog. Ser.* 274, 269–303. doi: 10.3354/meps274269
- Cabral, R. B., Aliño, P. M., Balingit, A. C. M., Alis, C. M., Arceo, H. O., Nañola Jr, C. L., et al. (2014). The Philippine marine protected area (MPA) database. *Philipp. Sci. Lett.* 7, 300–308.
- Campos, W. L., and Aliño, P. M. (2008). Recent advances in the management of marine protected areas in the Philippines. *Kuroshio Sci.* 2, 29–34.
- Christie, P., White, A., and Deguit, E. (2002). Starting point or solution? Community-based marine protected areas in the Philippines. *J. Environ. Manag.* 66, 441–454. doi: 10.1006/jema.2002.0595
- Choat, J. H., and Samoilys, M. (2018). *Plectropomusleopardus*. *The IUCN Red List of Threatened Species 2018: e.T44684A100462709*. doi: 10.2305/IUCN.UK.2018-2.RLTS.T44684A100462709.en
- Cinner, J. E., Zamborain-Mason, J., Gurney, G. G., Graham, N. A. J., MacNeil, M. A., Hoey, A. S., et al. (2020). Meeting fisheries, ecosystem function, and biodiversity goals in a human-dominated World. *Science* 368, 307–311. doi: 10.1126/science.aax9412
- Clarke, K. R., and Gorley, R. N. (2006). *PRIMER v6: User Manual/Tutorial*. Plymouth: PRIMER-E, 1–190.
- Cox, C., Valdivia, A., McField, M., Castillo, K., and Bruno, J. F. (2017). Establishment of marine protected areas alone does not restore coral reef communities in Belize. *Mar. Ecol. Prog. Ser.* 563, 65–79. doi: 10.3354/meps11984
- FAO (2014). *Fishery and Aquaculture Country Profiles. Philippines. Country Profile Fact Sheets*. In: *FAO Fisheries and Aquaculture Department [online]*. Rome. Available Online at: <http://www.fao.org/fishery/>
- FAO (2018). *State of the World's Fisheries and Aquaculture: Meeting Sustainable Development Goals*. Rome: FAO.
- Fish Forever (2020). *Philippines Fisheries Data. Rare*. Available Online at: <https://portal.rare.org/en/tools-and-data/fisheries-data/>[Accessed: 06/05/2021].
- Friedlander, A. M., Golbuu, Y., Ballesteros, E., Caselle, J. E., Gouezo, M., Olsudong, D., et al. (2017). Size, age, and habitat determine effectiveness of Palau's marine protected areas. *PLoS One* 12:e0174787. doi: 10.1371/journal.pone.0174787
- Gaines, S. D., White, C., Carr, M. H., and Palumbi, S. R. (2010). Designing marine reserve networks for both conservation and fisheries management. *Proc. Natl. Acad. Sci.* 107, 18286–18293. doi: 10.1073/pnas.0906473107
- Graham, N. A. J., McClanahan, T. R., MacNeil, M. A., Wilson, S. K., Cinner, J. E., Huchery, C., et al. (2017). Human disruption of coral reef trophic structure. *Curr. Biol.* 27, 231–236. doi: 10.1016/j.cub.2016.10.062
- Guidetti, P. (2006). Marine reserves reestablish lost predatory interactions and cause community changes in rocky reefs. *Ecol. Appl.* 16, 963–976. doi: 10.1890/1051-0761(2006)016[0963:MRRLPI]2.0.CO;2
- Guidetti, P., and Claudet, J. (2010). Comanagement practices enhance fisheries in marine protected areas. *Conserv. Biol.* 24, 312–318. doi: 10.1111/j.1523-1739.2009.01358.x
- Halpern, B. S. (2003). The impact of marine reserves: Do reserves work and does reserve size matter? *Ecol. Appl.* 13, 117–137. doi: 10.1890/1051-0761(2003)013[0117:TIOMRD]2.0.CO;2
- Halpern, B. S., Lester, S. E., and Kellner, J. B. (2009). Spillover from marine reserves and the replenishment of fished stocks. *Environ. Conserv.* 36, 268–276. doi: 10.1017/S0376892910000032
- Halpern, B. S., and Warner, R. R. (2002). Marine reserves have rapid and lasting effects. *Ecol. Lett.* 5, 361–366. doi: 10.1046/j.1461-0248.2002.00326.x
- Hilborn, R., and Ovando, D. (2014). Reflections on the success of traditional fisheries management. *ICES J. Mar. Sci.* 71, 1040–1046. doi: 10.1093/icesjms/fsu034
- Honda, K., Nakamura, Y., Nakaoka, M., Uy, W. H., and Fortes, M. D. (2013). Habitat use by fishes in coral reefs, seagrass beds and mangrove habitats in the Philippines. *PLoS ONE* 8:e65735. doi: 10.1371/journal.pone.0065735
- Jones, D. L., Walter, J. F., Brooks, E. N., and Serafy, J. E. (2010). Connectivity through Ontogeny: fish population linkages among mangrove and coral reef habitats. *Mar. Ecol. Prog. Ser.* 401, 245–258. doi: 10.3354/meps08404
- Kassambara, A. (2020). *rstatix: Pipe-Friendly Framework for Basic Statistical Tests. R package version 0.6.0*. Available Online at: <https://CRAN.R-project.org/package=rstatix>.
- Kearney, J., Berkes, F., Charles, A., Pinkerton, E., and Wiber, W. (2007). The role of participatory governance and community-based management in integrated coastal and ocean management in Canada. *Coastal Manage.* 35, 79–104. doi: 10.1080/10.1080/08920750600970511
- Kerwath, S. E., Winker, H., Götz, A., and Attwood, C. G. (2013). Marine protected area improves yield without disadvantaging fishers. *Nat. Commun.* 4:2347. doi: 10.1038/ncomms3347
- Kramer, D. L., and Chapman, M. R. (1999). Implications of fish home range size and relocation for marine reserve function. *Environ. Biol. Fishes* 55, 65–79. doi: 10.1023/A:1007481206399
- Lowe, C. G., Topping, D. T., Cartamil, D. P., and Papastamatiou, Y. P. (2003). Movement patterns, home range, and habitat utilization of adult kelp bass *Paralabrax clathratus* in a temperate no-take marine reserve. *Mar. Ecol. Prog. Ser.* 256, 205–216. doi: 10.3354/meps256205
- Manson, F. J., Loneragan, N. R., Skilleter, G. A., and Phinn, S. R. (2005). An evaluation of the evidence for linkages between mangroves and fisheries: A synthesis of the literature and identification of research directions. *Oceanogr. Mar. Biol.* 43, 493–524.
- Marine Conservation Institute (2021). *Marine Protection Atlas: Philippines*. Available Online at: <https://mpatlas.org/countries/PHL>[Retrieved February 28, 2021].
- Maypa, A. P., Russ, G. R., Alcala, A. C., and Calumpong, H. P. (2002). Long-term trends in yield and catch rates of the coral reef fishery at Apo Island, Central Philippines. *Mar. Freshwater Res.* 53:207. doi: 10.1071/MF01134
- McClanahan, T. R., Marnane, M. J., Cinner, J. E., and Kiene, W. E. (2006). A comparison of marine protected areas and alternative approaches to coral-reef management. *Curr. Biol.* 16, 1408–1413. doi: 10.1016/j.cub.2006.05.062
- McManus, J. W., and Reyes, R. B. Jr. (1997). Effects of some destructive fishing methods on coral cover and potential rates of recovery. *Environ. Manage.* 21, 69–78. doi: 10.1007/s002679900006
- Melana, D. M., Melana, E. E., and Mapalo, A. M. (2005). *Mangroves Management and Development in the Philippines. [Book chapter]*. Aquaculture Department, Southeast Asian Fisheries Development Center. Available online at: <http://hdl.handle.net/10862/712>
- Micheli, F., Halpern, B. S., Botsford, L. W., and Warner, R. R. (2004). Trajectories and correlates of community change in No-Take marine reserves. *Ecol. Appl.* 14, 1709–1723. doi: 10.1890/03-5260
- Micheli, F., Mumby, P. J., Brumbaugh, D. R., Broad, K., Dahlgren, C. P., Harborne, A. R., et al. (2014). High vulnerability of ecosystem function and services to diversity loss in caribbean coral reefs. *Biol. Conserv.* 171, 186–194. doi: 10.1016/j.biocon.2013.12.029
- Mora, C. (2008). A clear human footprint in the coral reefs of the Caribbean. *Proc. R. Soc. B Biol. Sci.* 275, 767–773. doi: 10.1098/rspb.2007.1472
- Muallil, R. N., Deocadez, M. R., Martinez, R. J. S., Mamaug, S. S., Nañola, C. L., and Aliño, P. M. (2015). Community assemblages of commercially important coral reef fishes inside and outside marine protected areas in the Philippines. *Reg. Stud. Mar. Sci.* 1, 47–54. doi: 10.1016/j.rsma.2015.03.004
- Muallil, R. N., Deocadez, M. R., Martinez, R. J. S., Campos, W. L., Mamaug, S. S., Nañola, C. L., et al. (2019). Effectiveness of small locally-managed marine protected areas for coral reef fisheries management in the Philippines. *Ocean Coastal Manage.* 179:104831. doi: 10.1016/j.ocecoaman.2019.104831
- Muallil, R. N., Mamaug, S. S., Cababaro, J. T., Arceo, H. O., and Aliño, P. M. (2014a). Catch trends in Philippine small-scale fisheries over the last five decades: The Fishers× Perspectives. *Mar. Policy* 47, 110–117. doi: 10.1016/j.marpol.2014.02.008



- Muallil, R. N., Mamaug, S. S., Cabral, R. B., Celeste-Dizon, E. O., and Aliño, P. M. (2014b). Status, trends and challenges in the sustainability of small-scale fisheries in the Philippines: Insights from FISHERIES (Fishing Industries' Support in Handling Decisions Application) model. *Mar. Policy* 44, 212–221. doi: 10.1016/j.marpol.2013.08.026
- Mumby, P. J. (2006). Connectivity of reef fish between mangroves and coral reefs: algorithms for the design of marine reserves at seascape scales. *Biol. Conserv.* 128, 215–222. doi: 10.1016/j.biocon.2005.09.042
- Mumby, P. J., Harborne, A. R., Williams, J., Kappel, C. V., Brumbaugh, D. R., Micheli, F., et al. (2007). Trophic cascade facilitates coral recruitment in a marine reserve. *Proc. Natl. Acad. Sci.* 104, 8362–8367. doi: 10.1073/pnas.0702602104
- Nagelkerken, I., van der Velde, G., Gorissen, M. W., Meijer, G. J., Van't Hof, T., and den Hartog, C. (2000). Importance of mangroves, seagrass beds and the shallow coral reef as a nursery for important coral reef fishes, using a visual census technique. *Estuar. Coast. Shelf Sci.* 51, 31–44. doi: 10.1006/ecss.2000.0617
- Oksanen, J., Blanchet, F. G., Friendly, M., Kindt, R., Legendre, P., McGlinn, D., et al. (2020). *vegan: Community Ecology Package. R package version 2.5-7*. Available Online at: <https://CRAN.R-project.org/package=vegan>.
- Ostrom, E. (2000). Collective action and the evolution of social norms. *J. Econ. Perspec.* 14, 137–158. doi: 10.1257/jep.14.3.137
- Pastorok, R. A., and Bilyard, G. R. (1985). Effects of sewage pollution on coral-reef communities. *Mar. Ecol. Prog. Ser.* 21, 175–189. doi: 10.3354/meps021175
- Pauly, D., and Zeller, D. (2016). Catch reconstructions reveal that global marine fisheries catches are higher than reported and declining. *Nat. Commun.* 7:10244. doi: 10.1038/ncomms10244
- Pinkerton, E. (1989). "Introduction: attaining better fisheries management through co-management-prospects, problems and propositions," in *Cooperative Management of Local Fisheries*, ed. E. Pinkerton (Vancouver, Canada: University of British Columbia Press).
- Pittman, S. J., Monaco, M. E., Friedlander, A. M., Legare, B., Nemeth, R. S., Kendall, M. S., et al. (2014). Fish with chips: tracking reef fish movements to evaluate size and connectivity of caribbean marine protected areas. *PLoS One* 9:e96028. doi: 10.1371/journal.pone.0096028
- Pollnac, R., Christie, P., Cinner, J. E., Dalton, T., Daw, T. M., Forrester, G. E., et al. (2010). Marine reserves as linked social-ecological systems. *Proc. Natl. Acad. Sci.* 107, 18262–18265. doi: 10.1073/pnas.0908266107
- Pollnac, R. B., Crawford, B. R., and Gorospe, M. L. G. (2001). Discovering factors that influence the success of community-based marine protected areas in the Visayas, Philippines. *Ocean Coastal Manage.* 44, 683–710. doi: 10.1016/S0964-5691(01)00075-8
- Pomeroy, R., and Courtney, C. A. (2018). The Philippines context for marine tenure and small-scale fisheries. *Mar. Policy* 95, 283–293. doi: 10.1016/j.marpol.2018.05.030
- Pomeroy, R. S. (1995). Community-based and Co-management institutions for sustainable coastal fisheries management in Southeast Asia. *Ocean Coastal Manage.* 27, 143–162. doi: 10.1016/0964-5691(95)00042-9
- Primavera, J. H. (2000). Development and conservation of Philippine Mangroves: institutional issues. *Ecol. Econ.* 35, 91–106. doi: 10.1016/S0921-8009(00)00170-1
- Quintana, A. C. E., Giron-Nava, A., Urmy, S., Cramer, A. N., Domínguez-Sánchez, S., Rodríguez Van Dyck, S., et al. (2021). Positive social-ecological feedbacks in community-based conservation. *Front. Mar. Sci.* 8:652318. doi: 10.3389/fmars.2021.652318
- R Core Team (2013). *R: A language and environment for statistical computing*. Vienna, Austria: R Foundation for Statistical Computing.
- Rare (2018). *Stemming the Tide of Coastal Overfishing Fish Forever Program Results 2012–2017*. Arlington, VA: Rare, 1–64.
- Rife, A. N., Erisman, B., Sanchez, A., and Aburto-Oropeza, O. (2013). When good intentions are not enough Insights on Networks of 'Paper Park' marine protected areas: Concerns regarding marine 'Paper Parks. *Conserv. Lett.* 6, 200–212. doi: 10.1111/j.1755-263X.2012.00303.x
- Rohrer, J. M. (2017). *Effectiveness of Locally Managed Marine Protected Areas in the Visayas, Negros Oriental Province, Philippines. Master's thesis*. Lisboa: Instituto Universitário de Ciências Psicológicas, Sociais e da Vida (ISPA).
- Russ, G. R., and Alcalá, A. C. (1996). Do marine reserves export adult fish biomass? Evidence from Apo Island, Central Philippines. *Mar. Ecol. Prog. Ser.* 132, 1–9. doi: 10.3354/meps132001
- Russ, G. R., Alcalá, A. C., and Maypa, A. P. (2003). Spillover from marine reserves: The Case of *Naso vlamingii* at Apo Island, the Philippines. *Mar. Ecol. Prog. Ser.* 264, 15–20. doi: 10.3354/meps264015
- Selgrath, J. C., Gergel, S. E., and Vincent, A. C. J. (2018). Shifting gears: diversification, intensification, and effort increases in small-scale fisheries (1950–2010). *PLoS One* 13:e0190232. doi: 10.1371/journal.pone.0190232
- Shester, G. G., and Micheli, F. (2011). Conservation challenges for small-scale fisheries: bycatch and habitat impacts of traps and gillnets. *Biol. Conserv.* 144, 1673–1681. doi: 10.1016/j.biocon.2011.02.023
- Smallhorn-West, P. F., Bridge, T. C. L., Malimali, S., Pressey, R. L., and Jones, G. P. (2019). Predicting impact to assess the efficacy of community-based marine reserve design. *Conserv. Lett.* 12:e12602. doi: 10.1111/conl.12602
- Strain, E. M. A., Edgar, G. J., Ceccarelli, D., Stuart-Smith, R. D., Hosack, G. R., and Thomson, R. J. (2019). A global assessment of the direct and indirect benefits of marine protected areas for coral reef conservation. *Diver. Distrib.* 25, 9–20. doi: 10.1111/ddi.12838
- Tran, L. X., and Fischer, A. (2017). Spatiotemporal changes and fragmentation of mangroves and its effects on fish diversity in Ca Mau province (Vietnam). *J. Coastal Conserv.* 21, 355–368. doi: 10.1007/s11852-017-0513-9
- Unsworth, R. K. F., De León, P. S., Garrard, S. L., Jompa, J., Smith, D. J., and Bell, J. J. (2008). High connectivity of indo-pacific seagrass fish assemblages with mangrove and coral reef habitats. *Mar. Ecol. Prog. Ser.* 353, 213–224. doi: 10.3354/meps07199
- Vandepierre, F., Higgins, R. H., Sánchez-Meca, J., Maynou, F., Goñi, R., Martín-Sosa, P., et al. (2011). Effects of No-Take area size and age of marine protected areas on fisheries yields: A meta-analytical approach: MPA size and age: effects on fisheries. *Fish. Fish.* 12, 412–426. doi: 10.1111/j.1467-2979.2010.00401.x
- Verissimo, D., Bianchessi, A., Arrivillaga, A., Cadiz, F. C., Mancao, R., and Green, K. (2018). Does it work for biodiversity? Experiences and challenges in the evaluation of social marketing campaigns. *Soc. Market. Q.* 24, 18–34. doi: 10.1177/1524500417734806
- Weeks, R., Russ, G. R., Alcalá, A. C., and White, A. T. (2010). Effectiveness of marine protected areas in the Philippines for biodiversity conservation. *Conserv. Biol.* 24, 531–540. doi: 10.1111/j.1523-1739.2009.01340.x
- Wenger, A., Fabricius, K., Jones, G., and Brodie, J. (2015). "Effects of Sedimentation, Eutrophication, and Chemical Pollution on Coral Reef Fishes," in *Ecology of Fishes on Coral Reefs*, ed. C. Mora (Cambridge, England: Cambridge University Press), 145–153. doi: 10.1017/CBO9781316105412.017
- World Bank (2012). *Hidden Harvest: The Global Contribution of Capture Fisheries (English)*. Washington, D.C: World Bank Group.

**Conflict of Interest:** CC, RA, RM, and DA work for Rare, which facilitated the implementation of the community-based management at these sites in the Philippines. To minimize the potential for a conflict of interest, Rare colleagues did not participate in the data analysis or interpretation used for this manuscript.

The remaining authors declare that the research was conducted in the absence of any commercial or financial relationships that could be construed as a potential conflict of interest.

**Publisher's Note:** All claims expressed in this article are solely those of the authors and do not necessarily represent those of their affiliated organizations, or those of the publisher, the editors and the reviewers. Any product that may be evaluated in this article, or claim that may be made by its manufacturer, is not guaranteed or endorsed by the publisher.

Copyright © 2021 Marriott, Cox, Amolo, Apistar, Mancao and de Mutsert. This is an open-access article distributed under the terms of the Creative Commons Attribution License (CC BY). The use, distribution or reproduction in other forums is permitted, provided the original author(s) and the copyright owner(s) are credited and that the original publication in this journal is cited, in accordance with accepted academic practice. No use, distribution or reproduction is permitted which does not comply with these terms.