

University of Groningen

## Cardiovascular risk management in people with type 1 diabetes

Varkevisser, Rita Delphine Maiko; Birnie, Erwin; Vollenbrock, Charlotte E; Mul, Dick; van Dijk, Peter R; van der Klauw, Melanie M; Veeze, Henk; Wolffenbuttel, Bruce H R; Aanstoot, Henk-Jan

*Published in:*  
BMJ Open Diabetes Research & Care

*DOI:*  
[10.1136/bmjdr-2022-002765](https://doi.org/10.1136/bmjdr-2022-002765)

**IMPORTANT NOTE:** You are advised to consult the publisher's version (publisher's PDF) if you wish to cite from it. Please check the document version below.

*Document Version*  
Publisher's PDF, also known as Version of record

*Publication date:*  
2022

[Link to publication in University of Groningen/UMCG research database](#)

*Citation for published version (APA):*

Varkevisser, R. D. M., Birnie, E., Vollenbrock, C. E., Mul, D., van Dijk, P. R., van der Klauw, M. M., Veeze, H., Wolffenbuttel, B. H. R., & Aanstoot, H-J. (2022). Cardiovascular risk management in people with type 1 diabetes: performance using three guidelines. *BMJ Open Diabetes Research & Care*, *10*(4), [e002765]. <https://doi.org/10.1136/bmjdr-2022-002765>

### Copyright

Other than for strictly personal use, it is not permitted to download or to forward/distribute the text or part of it without the consent of the author(s) and/or copyright holder(s), unless the work is under an open content license (like Creative Commons).





The publication may also be distributed here under the terms of Article 25fa of the Dutch Copyright Act, indicated by the "Taverne" license. More information can be found on the University of Groningen website: <https://www.rug.nl/library/open-access/self-archiving-pure/taverne-amendment>.

### Take-down policy

If you believe that this document breaches copyright please contact us providing details, and we will remove access to the work immediately and investigate your claim.

Downloaded from the University of Groningen/UMCG research database (Pure): <http://www.rug.nl/research/portal>. For technical reasons the number of authors shown on this cover page is limited to 10 maximum.

# Cardiovascular risk management in people with type 1 diabetes: performance using three guidelines

Rita Delphine Maiko Varkevisser <sup>1</sup>, Erwin Birnie,<sup>2,3</sup> Charlotte E Vollenbrock <sup>1</sup>, Dick Mul,<sup>2</sup> Peter R van Dijk <sup>1</sup>, Melanie M van der Klauw,<sup>1</sup> Henk Veeze,<sup>2</sup> Bruce H R Wolffenbuttel <sup>1</sup>, Henk-Jan Aanstoot<sup>2</sup>

**To cite:** Varkevisser RDM, Birnie E, Vollenbrock CE, *et al.* Cardiovascular risk management in people with type 1 diabetes: performance using three guidelines. *BMJ Open Diab Res Care* 2022;**10**:e002765. doi:10.1136/bmjdr-2022-002765

► Additional supplemental material is published online only. To view, please visit the journal online (<http://dx.doi.org/10.1136/bmjdr-2022-002765>).

Received 12 January 2022  
Accepted 7 July 2022



© Author(s) (or their employer(s)) 2022. Re-use permitted under CC BY-NC. No commercial re-use. See rights and permissions. Published by BMJ.

<sup>1</sup>Department of Endocrinology, University Medical Center Groningen, Groningen, The Netherlands

<sup>2</sup>Diabeter, Center for Focussed Diabetes Care and Research, Rotterdam, The Netherlands

<sup>3</sup>Department of Genetics, University Medical Center Groningen, Groningen, The Netherlands

## Correspondence to

Ms Rita Delphine Maiko Varkevisser;  
r.d.m.varkevisser@umcg.nl

## ABSTRACT

**Introduction** Cardiovascular disease (CVD) is the leading cause of mortality in individuals with type 1 diabetes mellitus (T1DM). Cardiovascular risk management is therefore essential in the management of individuals with T1DM. This study describes the performance of lipid and blood pressure management in individuals with T1DM using three guidelines.

**Research design and methods** Individuals  $\geq 18$  years with T1DM, treated with insulin for  $\geq 1$  year, visiting Diabeter or the University Medical Center Groningen between January 1, 2018 and December 31, 2018, were included. Lipid and blood pressure management were examined using the Dutch, American Diabetes Association (ADA) and National Institute for Health and Care Excellence (NICE) guidelines. Concordance of recommended and prescribed lipid-lowering (LLM) or antihypertensive medication (AHM) was assessed per guideline and 10-year age groups. Achievement of treatment targets was assessed for those prescribed medication.

**Results** A total of 1855 individuals with T1DM were included. LLM and AHM was prescribed in 19% and 17%, respectively. In individuals recommended LLM, this was prescribed in 22%–46% according to Dutch, ADA or NICE guideline recommendations. For individuals recommended AHM, this was prescribed in 52%–75%. Recommended and actual prescription of LLM and AHM increased over age for all three guidelines. However, discordance between treatment recommendation and medication prescribed was higher in younger, compared with older, age groups. Low-density lipoprotein-cholesterol targets were achieved by 50% (without CVD) and 31% (with CVD) of those prescribed LLM. The blood pressure target was achieved by 46% of those prescribed AHM.

**Conclusion** This study suggests that there is undertreatment of lipid and blood pressure according to guideline recommendations, particularly in younger age groups. Treatment targets are not met by most individuals prescribed medication, while guidelines recommendations differ considerably. We recommend to investigate the factors influencing undertreatment of lipid and blood pressure management in individuals with T1DM.

## INTRODUCTION

The Diabetes Control and Complications trials demonstrated the importance of optimal glycaemic control in the prevention of

### WHAT IS ALREADY KNOWN ON THIS TOPIC

- ⇒ There is a disproportionately higher incidence and prevalence of cardiovascular disease in individuals with type 1 diabetes.
- ⇒ Lipid-lowering medication and blood pressure management can improve cardiovascular outcomes.

### WHAT THIS STUDY ADDS

- ⇒ There is substantial undertreatment of lipid levels and blood pressure.
- ⇒ There is a great discordance between guideline recommendations and medication prescription in younger age groups.

### HOW THIS STUDY MIGHT AFFECT RESEARCH, PRACTICE OR POLICY

- ⇒ This study suggests undertreatment of cardiovascular management and suggests that research is needed to investigate factors influencing undertreatment to improve cardiovascular outcomes in individuals with type 1 diabetes and urges for harmonisation of international guidelines.

cardiovascular disease (CVD) in individuals with type 1 diabetes.<sup>1</sup> Advancements in blood glucose-lowering treatment strategies and cardiovascular risk management (CVRM) have led to a decreasing trend in CVD in the type 1 diabetes population,<sup>2</sup> yet an excess of CVD morbidity and mortality in type 1 diabetes still exists.<sup>2,3</sup>

CVRM in type 1 diabetes includes promoting exercise and a healthy diet, as well as the management of cardiovascular risk factors such as dyslipidemia and hypertension.<sup>4,5</sup> Multiple systematic reviews have shown that the lowering of total cholesterol and low-density lipoprotein (LDL)-cholesterol decreases the incidence of CVD.<sup>6</sup> The Heart Protection Study showed that the 5-year major vascular event rate among individuals with diabetes mellitus type 1 and 2, randomised to the simvastatin group was

lower compared with those who received placebo (20.2% vs 25.1%).<sup>7</sup> However, subanalysis in individuals with type 1 diabetes showed the 5-year major vascular event rate was not significantly lower (13.7% vs 17.5%).<sup>7</sup> Blood pressure management also plays a substantial role in CVD reduction. Hägg-Holmberg *et al* showed a linear relationship between blood pressure and the incidence of stroke in 4105 individuals with type 1 diabetes.<sup>8</sup> The HR for a stroke was 1.20 (95% CI 1.11 to 1.29) for every 10 mm Hg increased systolic blood pressure.<sup>8</sup> Evidence from these, and other studies, has led to the development of treatment targets in CVRM guidelines.

CVRM guideline recommendations for the identification of risk groups and treatment targets differ across countries. Specifically, for lipid management, no prospective clinical study on the effectiveness of lipid lowering has been conducted in a type 1 diabetes population. Consequently, evidence on the treatment criteria, optimal moment to start statin therapy, the target LDL-cholesterol and the resulting CVD risk reduction remain unclear.<sup>9</sup> As a result, CVRM guideline recommendations for individuals with type 1 diabetes are largely based on extrapolations from studies in people with type 2 diabetes. Differences in risk stratification and treatment goals are notable for lipid management.<sup>5 10 11</sup> For example, the 2018 American Diabetes Association (ADA) guideline for lipid management uses the minimum age of 40 years and classical risk factors to determine treatment recommendations.<sup>12</sup> In contrast, the Dutch guidelines use the presence of diabetes mellitus with end-organ damage, renal function and classical risk factors to determine an individual's risk.<sup>5</sup> The National Institute for Health and Care Excellence (NICE) guidelines recommend considering statins in all individuals with type 1 diabetes.<sup>11</sup> Less variation across guidelines/countries is seen in recommendations for blood pressure management where more evidence is available.<sup>4 5 13</sup>

In this study, we report the pharmacological lipid and blood pressure management of individuals with type 1 diabetes in two diabetes centres in the Netherlands. The aim of this study is to evaluate whether the study population is optimally treated, and how performance differs when using different guidelines. Using the Dutch (2018), ADA (2018) and NICE (2014) guidelines, we compare the recommended lipid and blood pressure management to the prescribed medication. Potential undertreatment or overtreatment will be described, as well as the degree of achieving treatment targets. By evaluating the use of management strategies overall, and in different age groups, we describe any undertreatment or overtreatment and potential areas of improvement.

## METHODS

### Study design/Participant selection

This is a cross-sectional record review. Data were collected from patients visiting Diabeter, a specialised type 1 diabetes treatment and research centre with five locations

throughout the Netherlands, and the University Medical Center Groningen (UMCG) for annual diabetes complication screening between January 1, 2018 and December 31, 2018.

Individuals were included if they had a type 1 diabetes diagnosis, defined as having at least one of the ADA criteria for diabetes mellitus in combination with a clinical presentation of type 1 diabetes such as presenting with diabetic ketoacidosis or the presence of autoantibodies.<sup>14</sup> Furthermore, individuals were included if they were aged  $\geq 18$  years and had been treated with insulin therapy for  $\geq 1$  year. Individuals were excluded if total cholesterol, high-density lipoprotein (HDL)-cholesterol, LDL-cholesterol and triglycerides were not available.

### Data extraction and variable definition

Pseudonymized data were extracted from electronic medical records (EMRs) from the annual diabetes complication screening visit, using text mining strategies. Data extracted included demographic data on sex, ethnicity or parent's country of birth, age in 2018 and smoking status. Diabetes-related complications extracted included coronary artery disease, cerebrovascular accidents or transient ischemic attacks and peripheral arterial disease. Furthermore, hypertension, dyslipidemia, height, weight, systolic and diastolic blood pressure and medication were extracted from the EMRs. Laboratory measurements were extracted from the annual screening. If no laboratory measurements had been made on the day of the screening, the closest measurement within a window of 1 year from the annual diabetes complication screening visit was used. Laboratory measurements extracted included hemoglobin A1c (HbA1c), total cholesterol, HDL-cholesterol, LDL-cholesterol, triglycerides, creatinine, urinary creatinine, urinary albumin and albumin:creatinine ratio. Estimated glomerular filtration rate was calculated using the Chronic Kidney Disease-Epidemiology (CKD-EPI) formula.<sup>15</sup>

Individuals were positive for atherosclerotic CVD if they had a positive medical history of coronary artery disease, cerebrovascular accidents, transient ischemic attacks or peripheral arterial disease in their EMR. Dyslipidemia was defined as either the presence of a positive medical history for dyslipidemia, the use of lipid-lowering medication (LLM) or the presence of at least one of the following: an untreated total cholesterol  $>6$  mmol/L, LDL-cholesterol  $>4$  mmol/L, HDL-cholesterol  $<1$  mmol/L or triglycerides  $>2$  mmol/L.<sup>16</sup> Hypertension was defined as either the presence of a positive medical history for hypertension, the use of anti-hypertensive medication (AHM) or the presence of an untreated blood pressure measurement  $>140/90$  mm Hg measured during an outpatient visit.<sup>4 5</sup>

Ethnicity was coded as either western European or non-western European. The non-western European group was not further specified as this group was heterogeneous and no nuanced grouping could be made. When data on ethnicity were absent, the parental countries of birth were

used as a proxy. If at least one parent was born outside of Europe or Northern America, the ethnicity was coded as non-western European.

Body mass index (BMI) was calculated as weight in kilograms divided by the height in metres squared. Individuals were categorised as either underweight (<18.5 kg/m<sup>2</sup>), normal weight (18.5–24.9 kg/m<sup>2</sup>), overweight (25–29.9 kg/m<sup>2</sup>) or obese (≥30 kg/m<sup>2</sup>).<sup>17</sup>

Medication prescribed was coded based on the generic name, and classified into medicinal groups (ie, statin, ACE inhibitor, diuretic). If combination medication was used, the individual was positive for both medicinal groups. Finally, classification was made according to working mechanism: LLM, AHM and antithrombotic medication. An individual was positive for one of these groups if at least one medication was prescribed per working mechanism. For example, an individual prescribed an angiotensin blocker and a calcium antagonist would be positive for AHM.

### Guideline recommendations and treatment targets

For each individual, criteria from the 2018 Dutch, ADA and NICE guideline recommendations were applied to determine whether they would recommend LLM and AHM. These criteria were assessed based on the available data from the annual screening visit and were coded according to the guideline criteria (see online supplemental table 1).

For the Dutch guidelines, individuals were coded as: no LLM, consider LLM and start LLM. Applying the ADA lipid recommendations, individuals were coded as: no LLM, consider moderate LLM, moderate LLM, consider high-intensity LLM and start high-intensity LLM. Using the NICE lipid guideline, individuals were coded as: consider moderate LLM, offer LLM and start LLM. We used the class labels in agreement with the respective guidelines.

For the ADA and NICE blood pressure guidelines, individuals were coded as no AHM and start AHM. For the Dutch guidelines, individuals were coded into the groups no AHM, consider AHM and start AHM.

Achieving treatment targets is defined by the ADA and Dutch guidelines as achieving a treated LDL-cholesterol <2.6 mmol/L or <1.8 mmol/L for those without CVD and with CVD, respectively. The NICE guidelines do not use specific treatment targets but recommend aiming for a 40% reduction in non-HDL. Due to the cross-sectional study design, this target could not be assessed. Individuals prescribed AHM achieved targets if their blood pressure was <140/90 mm Hg.

### Statistical analysis

This is a descriptive study; no inferential statistical tests were performed. Analyses were conducted using R Statistical Software, R Studio Software and R packages: dplyr, qwraps2 and ggplot2.<sup>18–23</sup> Participant characteristics are presented for the whole study population. Data shown are unadjusted means and SD, medians and IQR (25th,

75th percentile) or n with %s. Missing data are reported as n (%).

The frequency of each recommendation per guideline and the prescription of LLM and AHM for each recommendation are presented as n (%). Additionally, the frequency of recommendations per guideline and prescription of medication are presented for the age groups: 18 to <25, 25 to <30, 30 to <40, 40 to <50, 50 to <60, 60 to <70, and 70+ years. Lastly, achieving targets are given as percentages of those meeting treatment targets in those prescribed LLM and AHM.

### RESULTS

In total, 1855 individuals with type 1 diabetes were included for analysis and 438 were excluded due to missing data. Individuals with missing data were more often non-Western European with slightly poorer renal function (online supplemental table 2). Characteristics of the study population can be found in table 1. Median age and diabetes duration were 27 (IQR 22, 43) years and 16 (IQR 10, 24) years, respectively. Half the study population was female, and the majority was western European. The mean HbA1c was 63 mmol/mol (7.9%).

CVD was present in 4.3% of the population. LLM was prescribed in 19% of the population and AHM was prescribed in 17% of the total study population.

### Lipid guideline recommendation and medication prescription

Figure 1 shows the frequency of each guideline recommendation and the count and percentage of LLM prescribed per recommendation (for details see online supplemental table 3). The discrepancy between recommendations and prescription patterns are evident for all three guidelines. However, the biggest discrepancy can be seen when using the Dutch guidelines (figure 2A). More than half of the individuals recommended to start LLM are not prescribed it. Moreover, less than a quarter of the individuals recommended to consider LLM are prescribed LLM.

The gap observed between recommendation and prescription in figure 1 is further demonstrated per age group in figure 2. Recommendations to consider or start LLM are more frequent in the older age groups, and the number of prescriptions appears to increase accordingly with age. In comparison, in the younger age groups the recommendations to start and consider LLM are less frequent, however the prescription of LLM also appears to be less frequent. This pattern is most prominent in the Dutch guideline. As figure 2A illustrates, 18% of individuals with very high risk between ages 18 and 25 years were prescribed LLM in comparison to 70% with an age ≥70 years (online supplemental table 4). Similar patterns of medication prescription are shown when using the ADA (figure 2B) and NICE (figure 2C) guidelines (online supplemental tables 5 and 6).

Although the overall patterns in prescription are similar for all three guidelines, the heterogeneity in



**Table 1** Population characteristics

Participant demographic and anthropometric measurements, n=1855	
Age, years	26.8 (22.3, 43.4)
Age group (years)	
18 to <25, n (%)	769 (41.5)
25 to <30, n (%)	339 (18.3)
30 to <40, n (%)	227 (12.2)
40 to <50, n (%)	173 (9.3)
50 to <60, n (%)	190 (10.2)
60 to <70, n (%)	115 (6.2)
≥70 years, n (%)	42 (2.3)
Female sex, n (%)	932 (50.2)
Ethnicity western European, n (%)	1754 (94.6)
Diabetes duration, years	15.7 (10.1, 23.8)
Smoking	
Current smoker, n (%)	250 (14.2)
Former smoker, n (%)	61 (3.5)
Never smoker, n (%)	1448 (82.3)
BMI, kg/m <sup>2</sup>	25.6±4.4
Underweight, n (%)	25 (1.5)
Normal weight, n (%)	824 (49.2)
Overweight, n (%)	584 (34.8)
Obese, n (%)	243 (14.5)
Systolic blood pressure, mm Hg	131±13
Diastolic blood pressure, mm Hg	76±9
Laboratory measurements	
HbA1c, mmol/mol	63±17
HbA1c, %	7.9±1.5
Creatinine, µmol/L	70 (62, 80)
eGFR, mL/min/1.73 m <sup>2</sup>	98 (82, 117)
Cholesterol, mmol/L	4.46±0.91
HDL-cholesterol, mmol/L	Male: 1.46±0.39 Female: 1.71±0.46
LDL-cholesterol, mmol/L	2.68±0.79
Triglycerides, mmol/L	1.00 (0.73, 1.40)
Diabetes-related complications	
Retinopathy, n (%)	270 (14.6)
Neuropathy, n (%)	153 (8.3)
Nephropathy, n (%)	116 (6.3)
Coronary artery disease, n (%)	59 (3.2)
Cerebrovascular disease, n (%)	14 (0.8)
Peripheral arterial disease, n (%)	31 (1.7)
Diabetic foot abnormalities, n (%)	87 (4.7)
Dyslipidemia, n (%)	662 (35.7)
Hypertension, n (%)	607 (35.0)
Cardiovascular disease, n (%)	80 (4.3)
Medication use	

Continued

**Table 1** Continued

Participant demographic and anthropometric measurements, n=1855	
Lipid-lowering medication, n (%)	358 (19.3)
Statin, n (%)	347 (18.7)
Ezetimibe, n (%)	37 (2.0)
Antihypertensive medication, n (%)	318 (17.1)
ACE inhibitor, n (%)	203 (10.9)
Angiotensin receptor blocker, n (%)	83 (4.5)
Dihydropyridines, n (%)	90 (4.9)
Diuretic, n (%)	103 (5.6)
Beta-blocker, n (%)	81 (4.4)
Antithrombotic medication, n (%)	103 (5.7)
Platelet aggregation inhibitor, n (%)	67 (3.6)
Anticoagulants, n (%)	21 (1.1)
Low molecular weight heparin, n (%)	28 (1.5)

Data presented as mean (±SD), median (Q1, Q3), n (%). N=1 missing: DM duration, retinopathy, neuropathy, nephropathy, coronary artery, CVA, dyslipidemia, CVD. N=2 missing: peripheral arterial disease. N=6 missing: HbA1c. N=9 missing: diabetic foot abnormalities. N=36 missing: creatinine and eGFR. N=96 missing: smoking. N=118 missing: hypertension. N=137 missing: systolic and diastolic blood pressure. N=179 missing: BMI.

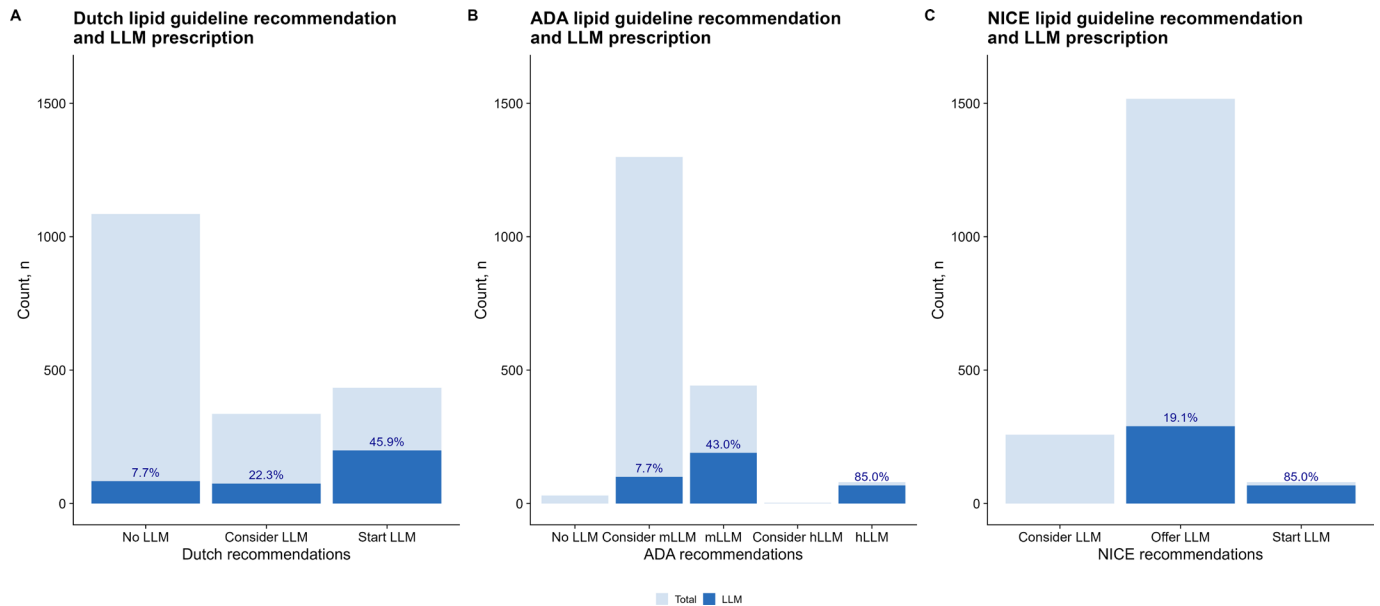
BMI, body mass index; CVA, cerebrovascular accident; CVD, cardiovascular disease; DM, diabetes mellitus; eGFR, estimated glomerular filtration rate; HbA1c, hemoglobin A1c; HDL, high-density lipoprotein; LDL, low-density lipoprotein.

recommendations is more evident per age group across the three guidelines.

### Blood pressure guideline recommendation and medication prescription

Figure 3 illustrates the frequency of recommendations and the prescription of AHM per guideline (for details see online supplemental tables 7 and 8). The percentage of individuals who were treated with AHM according to the guideline recommendations were 52% for the ADA and NICE guidelines, and 75% using the Dutch guidelines.

Similar to the LLM recommendations, both the recommendation and prescription of AHM increases in the older age groups, with a slight tapering in the age group 70+ years (figure 4). Again, despite guideline recommendations to start AHM, medication is prescribed less frequently in younger age groups in comparison to older age groups. This is visible in figure 4B and C, where in the age group 18–25 years, 12% of individuals who should be offered AHM were prescribed medication vs 72% in the age group 70+ years. Applying the Dutch guideline (figure 4A), a similar pattern is observed, where 64% of the age group 18–25 years recommended medication were prescribed AHM, in comparison to 83% in the 70+ years age group.



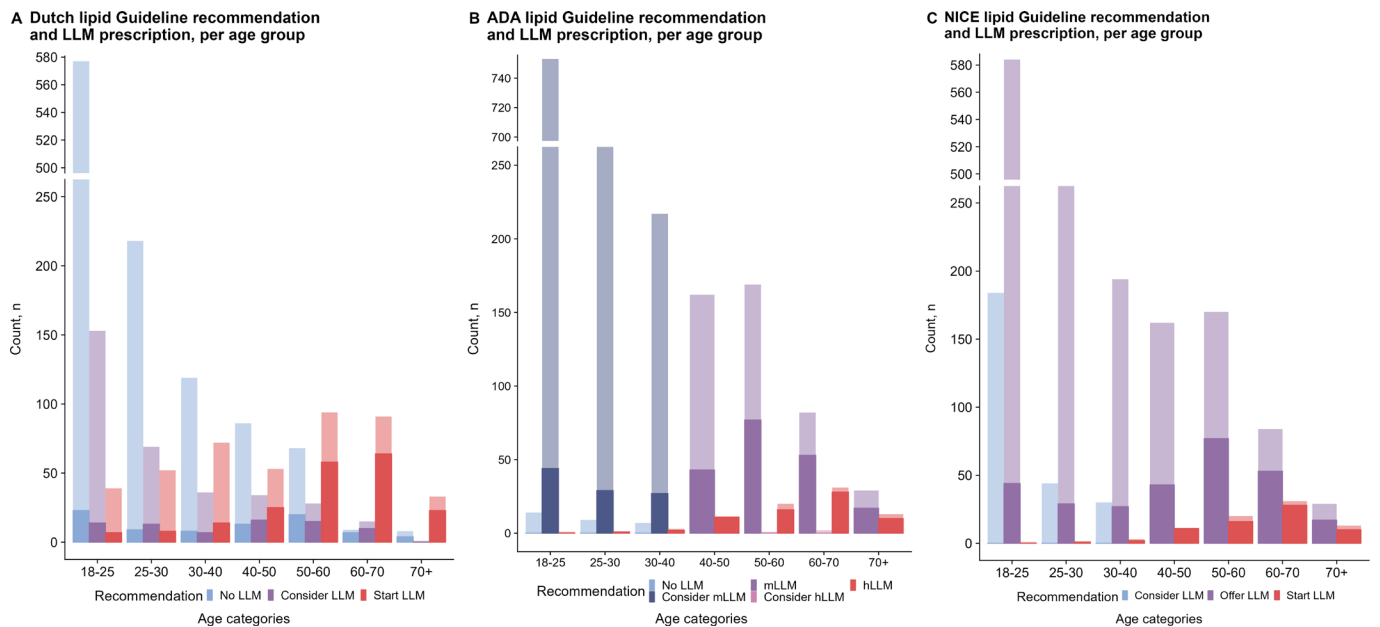
**Figure 1** Frequency of lipid guideline recommendations in the study population based on the (A) Dutch, (B) American Diabetes Association (ADA) and (C) National Institute for Health and Care Excellence (NICE) guidelines and the prescription of lipid-lowering medication (LLM) for each recommendation group. Percentages presented are the percentage of LLM use per recommendation.

### Achieving treatment targets: lipids and blood pressure

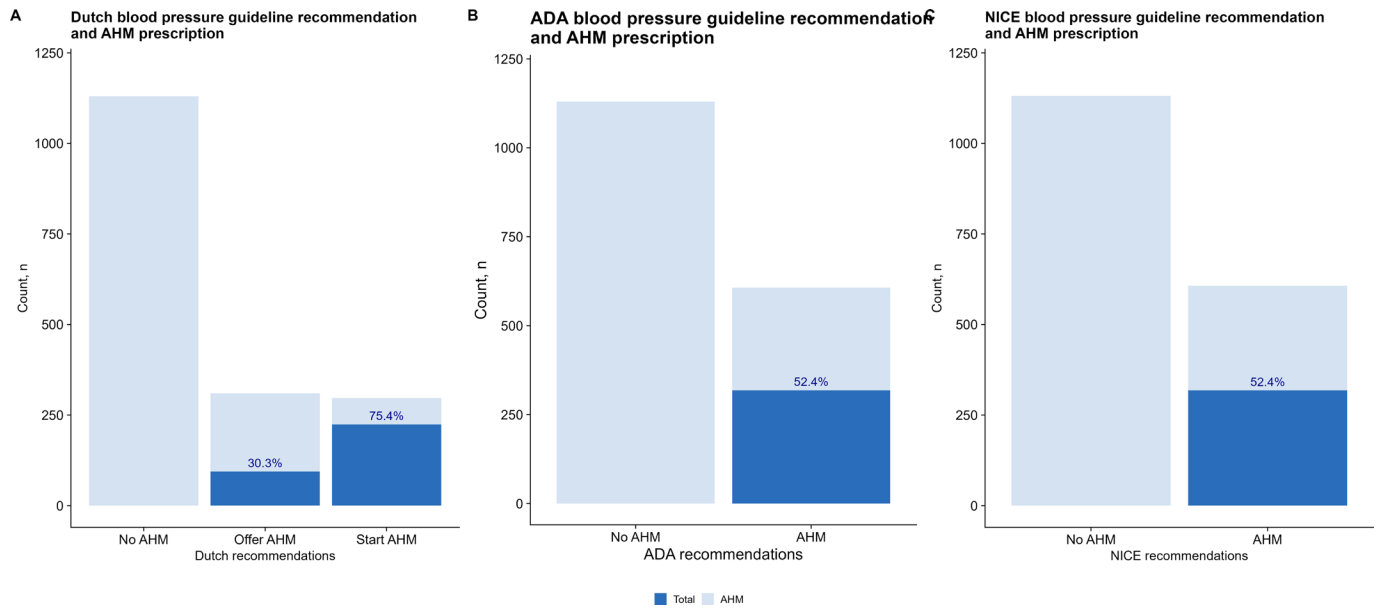
LLM was prescribed to 290 individuals without CVD and the target of LDL-cholesterol  $<2.6$  mmol/L was achieved by 50%. LLM was also prescribed to 68 individuals with CVD, of whom 31% had achieved the target LDL-cholesterol of  $<1.8$  mmol/L. Blood pressure measurements were available for 302 individuals using AHM, of which 46% had reached the target of  $<140/90$  mm Hg (see online supplemental table 9).

### DISCUSSION

In this study, we have described the pharmacological lipid and blood pressure management of individuals with type 1 diabetes in six diabetes centres in the Netherlands. As there is no uniform worldwide consensus, we have compared the results of three different guidelines. The data suggest that there may be undertreatment for the prevention of cardiovascular disease, for both lipid and blood pressure management. We also found that a



**Figure 2** Frequency of lipid guideline recommendations per age category based on the (A) Dutch, (B) American Diabetes Association (ADA) and (C) National Institute for Health and Care Excellence (NICE) guidelines and the prescription of lipid-lowering medication (LLM) within each recommendation group.



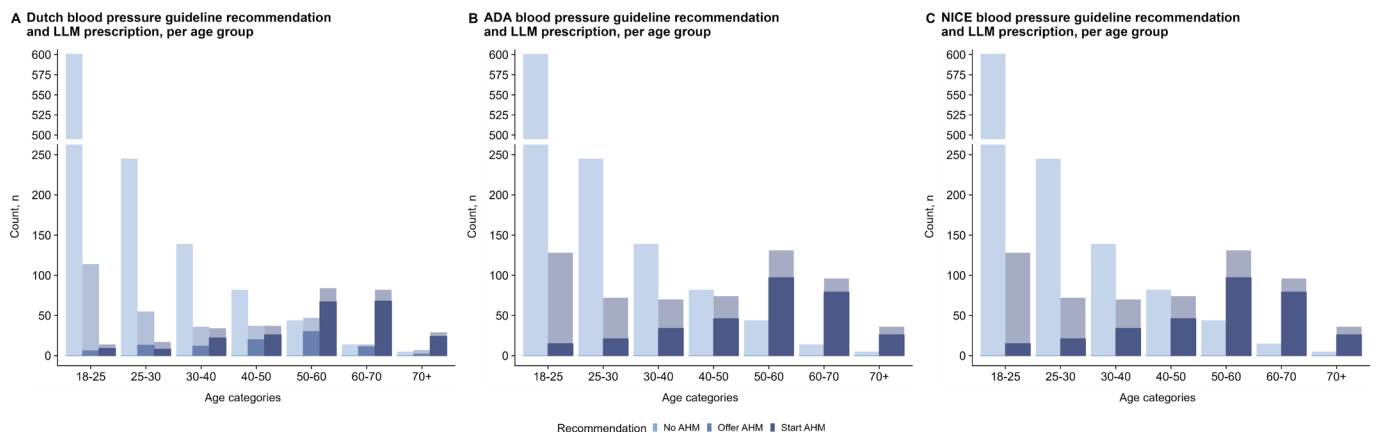
**Figure 3** Frequency of blood pressure management recommendations in the study population based on the (A) Dutch, (B) American Diabetes Association (ADA) and (C) National Institute for Health and Care Excellence (NICE) guidelines and the prescription of antihypertensive medication (AHM) for each recommendation group. Percentages presented are the percentage of AHM use per recommendation.

large proportion of individuals, to whom medication was prescribed, were not achieving treatment targets. Age was an important factor in the undertreatment of lipid levels and blood pressure, as seen in the gap between recommendation and medication prescription. Regardless of guideline recommendations, younger individuals were prescribed less LLM and AHM.

To our knowledge, this study is the first to show undertreatment in the context of discrepancies between lipid and blood pressure guideline recommendations and prescription of medication in individuals with type 1 diabetes. Undertreatment of cardiovascular risk factors has previously been described in the type 1 diabetes exchange cohort (T1DX) and prospective diabetes follow-up registry (DPV).<sup>9</sup> Shah *et al* reported LLM use in 28% and 11% of the T1DX (28%) and DPV, respectively.<sup>9</sup>

AHM use was reported in 28% and 15% of the T1DX and DPV, respectively.<sup>9</sup> Published over a decade ago, another study reported findings of undertreatment in individuals with type 1 and type 2 diabetes, with achievement of LDL-cholesterol and blood pressure targets in 47.2% and 57.3% of medication users, respectively.<sup>24</sup> Our findings are comparable to these studies and add to the evidence that, despite improvements in diabetes care, lipid and blood pressure undertreatment still exists among individuals with type 1 diabetes.

We further demonstrated that the discrepancies in recommendations and prescription practices were largest among the youngest age groups. This is particularly troubling as youth and young adults with type 1 diabetes have been demonstrated to have up to a 11-fold increased risk of cardiovascular mortality in comparison to age-matched



**Figure 4** Frequency of blood pressure guideline recommendations per age category based on the (A) Dutch, (B) American Diabetes Association (ADA) and (C) National Institute for Health and Care Excellence (NICE) guidelines and the prescription of antihypertensive medication within each recommendation group. LLM, lipid-lowering medication.

and sex-matched controls.<sup>25</sup> Moreover, atherosclerosis has been observed as early as 6 years after type 1 diabetes onset,<sup>26</sup> and in youth and young adults.<sup>27,28</sup> Individuals with early onset type 1 diabetes are therefore exposed to risk factors for years before interventions take place.<sup>29</sup> The heterogeneity in recommendations across guidelines, particularly for the different age groups, cannot be overlooked as they lead to varying management strategies. The use of diabetes duration as a risk factor in the NICE guidelines helps to capture young individuals with type 1 diabetes in the prevention of CVD,<sup>30</sup> whereas the Dutch guideline uses presence of diabetes-related complications that may present before CVD. Alternatively, the ADA uses a cut-off of over or under 40 years of age, although recent guidelines recommend discussions between healthcare providers and individuals with type 1 diabetes already before the age of 40 years.<sup>10</sup> Each of these guidelines address the younger individual with type 1 diabetes differently. Nevertheless, regardless of which guideline was assessed, undertreatment of young individuals with type 1 diabetes is evident and warrants improvement.

To effectively address the problems of undertreatment of cardiovascular risk factors in individuals with type 1 diabetes, harmonisation of international guidelines may be beneficial. In addition, the barriers of starting LLM and AHM among individuals with type 1 diabetes need to be better understood in order to improve care. Deviations from recommendations could not be examined in this study, but there are many reasons for both physicians and individuals with type 1 diabetes to choose not to start LLM and AHM. Younger individuals may perceive their CVD risk differently and may therefore be less motivated to start medication.<sup>31</sup> Others may be dissuaded by side effects, and older individuals may prefer to stop certain preventive medication altogether as CVD prevention becomes less important. Other factors that may challenge healthcare providers are the competing outcomes, with glucose-related health issues taking priority, over other areas of diabetes management, within the limited time health professionals have per visit.<sup>24</sup> Although the favorable impact of early glycemic control on reduction of CVD incidence and protecting kidney function has been demonstrated repeatedly,<sup>1,32</sup> it could be hypothesized that early lipid and blood pressure interventions could do the same. Yet, without type 1 diabetes-specific empirical evidence of the added benefit of lipid and blood pressure management, decision making for both healthcare provider and individual with type 1 diabetes is difficult.

### Strengths and limitations

Strengths of our study are (1) the use of real-world data from type 1 diabetes outpatient clinics; (2) the use of three guidelines to assess recommendation and performance (3) the relatively large study size.

Limitations include the cross-sectional design and the dependence on what the healthcare providers reported

in the medical records. Cardiovascular risk management is a longitudinal process. As a result, a cross-sectional assessment of these data therefore may lead to underestimation or overestimation of treatment. For example, the group recommended no LLM in the Dutch guideline in the age group 60–70 years appear to use the most LLM. Individuals who have been treated for years with adequate LDL-cholesterol and blood pressure management have a lower risk of cardiovascular disease and will also have a low Systematic COronary Risk Evaluation.<sup>5</sup> These individuals may suggest that there is overtreatment, when in fact their low risk is a result of adequate CVRM. Furthermore, achievement of targets may be underestimated due to individuals who have not yet reached optimum dosages, who eventually may reach the suggested targets. Others with well-maintained LDL-cholesterol and blood pressure may also be measured less often. Missing lipid and blood pressure measurements may contribute to an overall overestimation of the degree of undertreatment.

The categorisation of individuals for different recommendations was conducted with data available from the data extraction, and therefore is limited by the information available in the medical records. Moreover, we could not identify why certain individuals were not using LLM and AHM. Some individuals may be intolerant to statins, and others may have refrained from pharmacological strategies and sought out over-the-counter products like red yeast rice as alternatives to prescription of LLM.<sup>33</sup> In young women who wish to conceive LLM are contraindicated, and this is a legitimate reason not to start LLM.<sup>34</sup> However, no differences were found when comparing LLM prescription by sex.

Finally, it is important to note that some individuals under the age of 25 years in this study were treated by pediatric endocrinologists who may be using the International Society for Paediatric and Adolescent Diabetes guidelines.<sup>35</sup>

### Recommendations

Our study suggests that implementation of CVRM guidelines can be improved. The intrinsic differences of the available guidelines should be noted, as well as the challenges in choosing which guideline to implement. Harmonisation of international guidelines may be beneficial in the approach of CVRM for individuals with type 1 diabetes. More studies on CVRM strategies and cardiovascular outcomes are necessary in individuals with type 1 diabetes to reduce this ambiguity in guideline recommendations, to reduce hesitation and to help motivate individuals with type 1 diabetes to start CVRM interventions early. Investigating determinants of CVRM guideline implementation can help address undertreatment of individuals with type 1 diabetes.

### CONCLUSION

In conclusion, this study shows that there is potential undertreatment of lipid and blood pressure management



in individuals with type 1 diabetes, as seen in the gap between guideline recommendations and medication prescription. Moreover, treatment targets are not met by most individuals using LLM and AHM. Younger age groups appear to be particularly vulnerable to under-treatment; however, further studies are needed to better understand the decisions and barriers in implementing guideline recommendations. Finally, higher-quality evidence specific to individuals with type 1 diabetes may be beneficial for robust evidence-based CVRM recommendations.

**Contributors** RDMV contributed to the design, data analysis and authored the paper. EB contributed to the design, interpretation of the results and supervised the work. CEV contributed to the data collection and interpretation of the results. HV contributed to the data collection and study design. DM and PRvD contributed to the design and interpretation of the results. MMvdK, BHRW and H-JA supervised the work and in that role contributed to the design, data interpretation and writing of the paper and acted as guarantor.

**Funding** This study was supported by Dutch Diabetes Research Foundation grant no. 2015.16.1856, for which we are very grateful.

**Competing interests** EB, DM, HV and H-JA are employed at Diabeter Netherlands, an independent clinic which was acquired by Medtronic. The research presented here was independently performed.

**Patient consent for publication** Not applicable.

**Ethics approval** The Medical Ethical Review Board of the UMCG, Groningen, the Netherlands declared that this study was not subject to the Dutch 'Medical Research Involving Human Subjects Act' (WMO) and a waiver was granted. The institutional review board approved the study protocol (research register number: 202000883).

**Provenance and peer review** Not commissioned; externally peer reviewed.

**Data availability statement** Data are available on reasonable request.

**Supplemental material** This content has been supplied by the author(s). It has not been vetted by BMJ Publishing Group Limited (BMJ) and may not have been peer-reviewed. Any opinions or recommendations discussed are solely those of the author(s) and are not endorsed by BMJ. BMJ disclaims all liability and responsibility arising from any reliance placed on the content. Where the content includes any translated material, BMJ does not warrant the accuracy and reliability of the translations (including but not limited to local regulations, clinical guidelines, terminology, drug names and drug dosages), and is not responsible for any error and/or omissions arising from translation and adaptation or otherwise.

**Open access** This is an open access article distributed in accordance with the Creative Commons Attribution Non Commercial (CC BY-NC 4.0) license, which permits others to distribute, remix, adapt, build upon this work non-commercially, and license their derivative works on different terms, provided the original work is properly cited, appropriate credit is given, any changes made indicated, and the use is non-commercial. See: <http://creativecommons.org/licenses/by-nc/4.0/>.

#### ORCID iDs

Rita Delphine Maiko Varkevisser <http://orcid.org/0000-0002-5656-6244>

Charlotte E Vollenbrock <http://orcid.org/0000-0003-0908-6560>

Peter R van Dijk <http://orcid.org/0000-0002-9702-6551>

Bruce H R Wolffenbuttel <http://orcid.org/0000-0001-9262-6921>

#### REFERENCES

- Nathan DM, Cleary PA, Backlund J-YC, *et al*. Intensive diabetes treatment and cardiovascular disease in patients with type 1 diabetes. *N Engl J Med* 2005;353:2643–53.
- Rawshani A, Rawshani A, Franzén S, *et al*. Mortality and cardiovascular disease in type 1 and type 2 diabetes. *N Engl J Med Overseas Ed* 2017;376:1407–18.
- Lind M, Svensson A-M, Kosiborod M, *et al*. Glycemic control and excess mortality in type 1 diabetes. *N Engl J Med* 2014;371:1972–82.
- American Diabetes Association. (8) cardiovascular disease and risk management. *Diabetes Care* 2015;38 Suppl:S49–57.
- Dutch College of General Practitioners., Dutch Internists Association., Dutch Society for Cardiology. *Guidelines for cardiovascular risk management (CVRM)*, 2018.
- Chrispin J, Martin SS, Hasan RK, *et al*. Landmark lipid-lowering trials in the primary prevention of cardiovascular disease. *Clin Cardiol* 2013;36:516–23.
- Collins R, Armitage J, Parish S, *et al*. MRC/BHF heart protection study of cholesterol-lowering with simvastatin in 5963 people with diabetes: a randomised placebo-controlled trial. *Lancet* 2003;361:2005–16.
- Hägg-Holmberg S, Dahlström EH, Forsblom CM, *et al*. The role of blood pressure in risk of ischemic and hemorrhagic stroke in type 1 diabetes. *Cardiovasc Diabetol* 2019;18:88.
- Shah VN, Grimsman JM, Foster NC, *et al*. Undertreatment of cardiovascular risk factors in the type 1 diabetes exchange clinic network (United States) and the prospective diabetes follow-up (Germany/Austria) registries. *Diabetes Obes Metab* 2020;22:1577–85.
- de Ferranti SD, de Boer IH, Fonseca V, *et al*. Type 1 diabetes mellitus and cardiovascular disease: a scientific statement from the American heart association and American diabetes association. *Diabetes Care* 2014;37:2843–63.
- National Institute for Healthcare and Care Excellence. Cardiovascular disease: risk assessment and reduction. including lipid modification, 2014. Available: <https://www.nice.org.uk/guidance/cg181>
- American Diabetes Association. 9. Cardiovascular Disease and Risk Management: *Standards of Medical Care in Diabetes-2018*. *Diabetes Care* 2018;41:S86–104.
- National Institute for Health and Care Excellence. Hypertension in adults: diagnosis and management, 2011. Available: <https://www.nice.org.uk/guidance/cg127>
- American Diabetes Association. 2. Classification and Diagnosis of Diabetes: *Standards of Medical Care in Diabetes-2021*. *Diabetes Care* 2021;44:S15–33.
- Levey AS, Stevens LA, Schmid CH, *et al*. A new equation to estimate glomerular filtration rate. *Ann Intern Med* 2009;150:604–12.
- Kopin L, Lowenstein C. Dyslipidemia. *Ann Intern Med* 2017;167:ITC81–96.
- World Health Organisation Consultation on Obesity. *Obesity : preventing and managing the global epidemic : report of a WHO Consultation on Obesity, Geneva, 3-5 June 1997. Contract No.: WHO/NUT/NCD/98.1*. Geneva: World Health Organization, Division of Noncommunicable D, 1998.
- R Core Team. *R: a language and environment for statistical computing*. Vienna, austria: R Foundation for Statistical Computing, 2021.
- RStudio Team. *RStudio: integrated development for R*. Boston, MA RStudio: PBC, 2020.
- edWickham H, François R, Henry L. *A grammar of data manipulation. R package version 1.0.7*, 2021.
- Wickham H. *tidyr: Tidy messy data. R package version 1.1.3 ED*, 2021.
- DeWitt P. *qwraps2: quick wraps 2. R package version 0.5.2 ED*, 2021.
- W H. *ggplot2: elegant graphics for data analysis*. New York: Springer-Verlag, 2016.
- Malik S, Lopez V, Chen R, *et al*. Undertreatment of cardiovascular risk factors among persons with diabetes in the United States. *Diabetes Res Clin Pract* 2007;77:126–33.
- Svane J, Lyngé TH, Pedersen-Bjergaard U, *et al*. Cause-Specific mortality in children and young adults with diabetes mellitus: a Danish nationwide cohort study. *Eur J Prev Cardiol* 2019;28:159–65.
- van der Heyden JC, Birnie E, Bovenberg SA, *et al*. Do traditional cardiovascular risk factors solely explain intima-media thickening in youth with type 1 diabetes? *J Diabetes Complications* 2016;30:1137–43.
- Marcovecchio ML, Dalton RN, Daneman D, *et al*. A new strategy for vascular complications in young people with type 1 diabetes mellitus. *Nat Rev Endocrinol* 2019;15:429–35.
- Bjornstad P, Donaghue KC, Maahs DM. Macrovascular disease and risk factors in youth with type 1 diabetes: time to be more attentive to treatment? *Lancet Diabetes Endocrinol* 2018;6:809–20.
- Chiesa ST, Marcovecchio ML. Preventing cardiovascular complications in type 1 diabetes: the need for a lifetime approach. *Front Pediatr* 2021;9:696499.
- Kim EJ, Wierzbicki AS. Cardiovascular prevention: frontiers in lipid guidelines. *Clin Med* 2020;20:36–42.
- Tarn DM, Pletcher MJ, Tosqui R, *et al*. Primary nonadherence to statin medications: survey of patient perspectives. *Prev Med Rep* 2021;22:101357.

- 32 Lachin JM, Bebu I, Nathan DM, *et al.* The beneficial effects of earlier versus later implementation of intensive therapy in type 1 diabetes. *Diabetes Care* 2021;2225–30.
- 33 Cicero AFG, Fogacci F, Banach M. Red yeast rice for hypercholesterolemia. *Methodist Debaquey Cardiovasc J* 2019;15:192–9.
- 34 Karalis DG, Hill AN, Clifton S, *et al.* The risks of statin use in pregnancy: a systematic review. *J Clin Lipidol* 2016;10:1081–90.
- 35 Donaghue KC, Marcovecchio ML, Wadwa RP, *et al.* ISPAD clinical practice consensus guidelines 2018: microvascular and macrovascular complications in children and adolescents. *Pediatr Diabetes* 2018;19 Suppl 27:262–74.

**Supplement Table 1:** ADA, NICE, and Dutch Guideline recommendations. LLM = lipid lowering medication, AHM = antihypertensive medication, ASCVD = atherosclerotic cardiovascular disease, TC= total cholesterol, ACR = albumin creatinine ratio, eGFR= estimated GFR, SCORE = systematic coronary risk evaluation (low risk chart)

	Lipid lowering medication	Blood pressure medication
ADA Guidelines [4]	<p>&lt;40 years with no ASCVD* – <u>None</u></p> <p>&lt;40 years with ASCVD – <u>High intensity LLM</u></p> <p>≥40 years with no ASCVD** – <u>Moderate intensity LLM</u></p> <p>≥40 years with ASCVD – <u>High intensity LLM</u></p> <p>*with risk factors, consider moderate statin therapy</p> <p>**with risk factors, consider high intensity statin therapy</p> <p>Aim for LDL &lt;1.8 mmol/l for high intensity therapy, and &lt;2.6 mmol/l for moderate intensity therapy</p>	<p>Recommend the use of antihypertensive medication in individuals with confirmed hypertension, blood pressure ≥140/90 mmHg</p> <p>Aim for a blood pressure &lt;140/90 mmHg</p>
NICE guidelines NICE guideline lipid [13] & hypertension [15]	<p><u>Consider LLM</u> treatment for the primary prevention of CVD</p> <p><u>Offer LLM</u> treatment for the primary prevention of CVD to adults with Type 1 diabetes who:</p> <ul style="list-style-type: none"> <li>• Are older than 40 years or</li> <li>• Have had diabetes for more than 10 years or</li> <li>• Have established nephropathy or</li> <li>• Have other CVD risk factors</li> </ul> <p><u>Start LLM</u> treatment in people with CVD</p> <p>Aim for 40% reduction in non-HDL</p>	<p>Offer antihypertensive drug treatment to people aged under 80 years with stage 1 (clinical blood pressure &gt;140/90, and subsequent BP &gt;135/85) hypertension who have one or more of the following</p> <ul style="list-style-type: none"> <li>• Target organ damage</li> <li>• Established CVD</li> <li>• Renal disease</li> <li>• Diabetes</li> <li>• A 10-year CVD risk ≥20%</li> </ul> <p>Offer antihypertensive drug treatment to people of any age with stage 2 hypertension (BP ≥160/100mmHg).</p> <p>Aim for a target clinic blood pressure - - below 140/90 mmHg in people aged under 80 years with treated hypertension - below 150/90 mmHg in people aged above 80 years with treated hypertension</p>
Dutch guidelines [12]	<p><u>Very high risk</u> (LLM is recommended): Individuals with</p> <ul style="list-style-type: none"> <li>• CVD,</li> <li>• diabetes mellitus with end-organ damage, or important risk factors such as smoking, hypercholesterolaemia or blood pressure ≥180mmHg</li> <li>• Severe renal disease: eGFR &lt;29 mL/min/1.73 m<sup>2</sup>, or eGFR 30-44 mL/min/1.73 m<sup>2</sup> with ACR 3-30 mg/mmol, or eGFR 45-59 mL/min/1.73 m<sup>2</sup> with ACR &gt;30 mg/mmol.</li> <li>• SCORE ≥ 10%</li> </ul> <p><u>High risk</u> (consider LLM): Individuals with</p> <ul style="list-style-type: none"> <li>• A single high-risk factor, such as a total cholesterol &gt; 8mmol/l or blood pressure ≥180mmHg.</li> <li>• Most other individuals with diabetes mellitus (except for young individuals with type 1 diabetes mellitus without classical risk factors)</li> </ul>	<p>Start antihypertensive medication for those with systolic &gt;180 regardless of risk level.</p> <p>When blood pressure is ≥140/90mmHg:</p> <ul style="list-style-type: none"> <li>• Those with very high risk are recommended to start antihypertensive medication.</li> <li>• Consider antihypertensive medication in those with high risk or low to medium risk.</li> </ul> <p>Aim for a blood pressure &lt;140/90 mmHg</p>

	<ul style="list-style-type: none"><li>• Chronic Renal disease: eGFR 30-44 mL/min/1.73 m<sup>2</sup> with ACR &lt;3 mg/mmol, or eGFR 45-59 mL/min/1.73 m<sup>2</sup> with ACR 3-30 mg/mmol, or eGFR ≥60 mL/min/1.73 m<sup>2</sup> with ACR &gt;30 mg/mmol.</li><li>• SCORE ≥ 5% and &lt; 10%</li></ul> <p><u>Low to medium risk</u> (LLM rarely necessary):</p> <ul style="list-style-type: none"><li>• SCORE &lt;5%</li></ul> <p>Aim for LDL &lt; 1.8mmol/l in patients with CVD ≤ 70 years, and LDL &lt; 2.6 mmol/l with</p> <ul style="list-style-type: none"><li>• 10-year risk SCORE ≥5%,</li><li>• Patients with diabetes mellitus</li><li>• Renal disease,</li><li>• Single increased risk factor, TC &gt; 8mmol/l or blood pressure ≥ 180mmHg</li></ul>	
--	--	--



**Supplement Table 2: Population characteristics of excluded individuals.**

Comparison are between those excluded and included in the study, \*0.05, \*\*0.01, \*\*\*&lt;.001.

Excluded	N = 432
Age, years	26.4 [21.3, 43.2]
Sex, n % female	232 (53.7)
Ethnicity, n % Western European	397 (91.9) *
Diabetes duration, years	14.5 [9.0, 21.8] **
BMI, kg/m <sup>2</sup>	25.5 ± 4.8
Smoking, n % yes	
Current smoker count, n %	56 (16.9) *
Former smoker count, n %	21 (6.3)
Never smoker count, n %	255 (76.8)
HbA1c, mmol/mol	62 ± 15
HbA1c, %	7.8 ± 1.4
Creatinine, umol/L	75 [64, 86] ***
eGFR, ml/min/kg <sup>2</sup>	81 [70, 104] ***
Retinopathy, n (%)	68 (15.78)
Neuropathy, n (%)	52 (12.06) *
Nephropathy, n (%)	32 (7.44)
Coronary Artery Disease, n (%)	14 (3.25)
Cerebrovascular Disease, n (%)	8 (1.86)
Peripheral arterial Disease, n (%)	12 (2.78)
Diabetic foot abnormalities, n (%)	15 (3.50)
Cardiovascular Disease, n (%)	28 (6.50)
Cholesterol lowering medication, n (%)	82 (18.98)
Antihypertensive medication, n (%)	66 (15.28)
Anti thrombotic medication, n (%)	37 (8.56) *

**Supplement Table 3:** Guideline recommendations for lipid management and use of lipid lowering medication

	No lipid lowering medication (n=1497)	Lipid lowering medication (n=358)	Total Count	Percent per indication	
<b>ADA recommendations for lipid management</b>					
No LLM, n (%)	30 (100.0)	0 (0.0)	30	1.6%	
Consider Moderate LLM, n (%)	1199 (92.3)	100 (7.7)	1299	70.1%	
Lipid lowering medication, n (%)	267 (50.1)	258 (49.9)	525	28.3%	
Moderate LLM	252 (57.0)	190 (43.0)	442	23.8%	
Consider High, n (%)	3 (100.0)	0 (0.0)	3	0.2%	
intensity LLM, n (%)					
High intensity LLM, n (%)	12 (15.0)	68 (85.0)	80	43.1%	
	1496	358	1854		
<b>Dutch guidelines recommendations for lipid management</b>					
No LLM, n (%)	1001 (92.3)	84 (7.7)	1085	58.5%	
Consider LLM, n (%)	261 (77.7)	75 (23.3)	336	18.1%	
Start LLM, n (%)	235 (54.1)	199 (45.9)	434	23.4%	
	1497	358	1855		
<b>NICE guideline recommendations for lipid management</b>					
Consider LLM, n (%)	258 (100.0)	0 (0.0)	258	13.9%	
Offer LLM, n (%)	1227 (80.9)	290 (19.1)	1517	81.8%	
Start LLM, n (%)	12 (15.0)	68 (85.0)	80	4.3%	
	1497	358	1855		

**Supplement Table 4:** ADA guideline recommendations for lipid management and use of lipid lowering medication per age group.

	No LLM	Consider moderate LLM	Moderate LLM	Consider high intensity LLM	High intensity LLM
18-25, n (%)	0/14 (0)	44/753 (5.84)	-	-	0/1
25-30, n (%)	0/9 (0)	29/329 (8.81)	-	-	1/1 (100)
30-40, n (%)	0/7 (0)	27/217 (12.4)	-	-	2/3 (66.7)
40-50, n (%)	-	-	43/162 (26.5)	0	11/11 (100)
50-60, n (%)	-	-	77/169 (45.6)	0/1 (0)	16/20 (80%)
60-70, n (%)	-	-	53/82 (64.6)	0/2 (0)	28/31 (90.3)
70+, n (%)	-	-	17/29 (58.6)	0	10/13 (76.9)

**Supplement Table 5:** Dutch guideline recommendations for lipid management and use of lipid lowering medication per age group.

	No LLM	Consider LLM	Start LLM
<b>18-25, n (%)</b>	23/557 (4.13)	14/153 (9.15)	7/39 (17.9)
<b>25-30, n (%)</b>	9/218 (4.13)	13/69 (18.8)	8/52 (15.4)
<b>30-40, n (%)</b>	8/119 (6.72)	7/36 (19.4)	14/72 (19.4)
<b>40-50, n (%)</b>	13/86 (15.1)	16/34 (47.1)	25/53 (47.2)
<b>50-60, n (%)</b>	20/68 (29.4)	15/28 (53.6)	58/94 (61.7)
<b>60-70, n (%)</b>	7/9 (77.8)	10/15 (66.7)	64/91 (70.3)
<b>70+, n (%)</b>	4/8 (50.0)	0/1 (0)	23/33 (69.7)



**Supplement Table 6:** NICE guideline recommendations for lipid management and use of lipid lowering medication per age group.

	Consider LLM	Offer LLM	Start LLM
18-25, n (%)	0/184 (0)	44/584 (7.53)	0/1 (0)
25-30, n (%)	0/44 (0)	29/294 (9.86)	1/1 (100)
30-40, n (%)	0/30 (0)	27/194 (13.9)	2/3 (66.7)
40-50, n (%)	-	43/162 (26.5)	11/11 (100)
50-60, n (%)	-	77/170 (45.3)	16/20 (80.0)
60-70, n (%)	-	53/84 (63.1)	28/31 (90.3)
70+, n (%)	-	17/29 (58.6)	10/13 (76.9)

**Supplement Table 7:** Guideline recommendations for blood pressure management and use of antihypertensive medication

	No antihypertensive medication (N = 1537)	Hypertensive medication (N = 318)	Total Count	Percent per indication
<b>ADA recommendations for hypertension management</b>				
No antihypertensive medication, n (%)	1130 (100.0)	0 (0.0)	1130	65.1%
Antihypertensive medication, n (%)	289 (47.6)	318 (52.3)	607	34.9%
	1419	318	1737	
<b>Dutch guidelines recommendations for hypertension management</b>				
No antihypertensive medication, n (%)	1130 (100.0)	0 (0.0)	1130	65.1%
Consider	216 (69.7)	94 (30.3)	310	17.8%
Antihypertensive medication, n (%)				
Start antihypertensive medication, n (%)	73 (24.6)	224 (75.4)	297	17.1%
	1419	318	1737	
<b>NICE guideline recommendations for hypertension management</b>				
No antihypertensive medication, n (%)	1131 (100.0)	0 (0.0)	1131	65.1%
Antihypertensive medication, n (%)	289 (47.6)	318 (52.4)	607	34.9%
	1420	318	1738	

**Supplement Table 8:** Guideline recommendations for blood pressure management and use of antihypertensive medication per age group.

	ADA	Dutch		NICE
	<i>AHM</i>	<i>Offer AHM</i>	<i>AHM</i>	<i>AHM</i>
<b>18-25, n (%)</b>	15/128 (11.7)	6/114 (5.26)	9/14 (64.3)	15/128 (11.7)
<b>25-30, n (%)</b>	21/72 (29.1)	13/55 (2.36)	8/17 (47.1)	21/72 (29.2)
<b>30-40, n (%)</b>	34/70 (45.9)	12/36 (33.3)	22/34 (64.7)	34/70 (48.6)
<b>40-50, n (%)</b>	46/74 (62.2)	20/37 (54.1)	26/37 (70.3)	46/74 (62.2)
<b>50-60, n (%)</b>	97/131 (74.0)	30/47 (63.8)	67/84 (79.8)	97/131 (74.0)
<b>60-70, n (%)</b>	79/96 (82.3)	11/14 (78.6)	68/82 (82.9)	79/96 (82.3)
<b>70+, n (%)</b>	26/36 (72.2)	2/7 (28.6)	24/29 (82.8)	26/36 (72.2)

**Supplement Table 9:** Achieving treatment targets for pharmacological lipid and blood pressure management

	<b>N</b>	<b>% medication users achieving target</b>
<b>Meets statin target, no CVD</b>	290	50.3% (44.6% - 56.1%)
<b>Meets statin target, CVD</b>	68	30.9% (20.0% - 41.8%)
<b>Meets BP target</b>	302	46.4% (40.8% - 52.0%)