



Aalborg Universitet

AALBORG UNIVERSITY  
DENMARK

## Screening for Leishmania specific antibodies among patients with rheumatic diseases treated with biological therapy

Szabados, Fruzsina; Nielsen, Henrik Vedel; Fuursted, Kurt; Linauskas, Asta; Rasmussen, Claus; Christian Leutscher, Peter Derek

*Published in:*  
European journal of rheumatology

*DOI (link to publication from Publisher):*  
[10.5152/eurjrheum.2022.20105](https://doi.org/10.5152/eurjrheum.2022.20105)

*Creative Commons License*  
CC BY-NC 4.0

*Publication date:*  
2022

*Document Version*  
Publisher's PDF, also known as Version of record

[Link to publication from Aalborg University](#)

*Citation for published version (APA):*  
Szabados, F., Nielsen, H. V., Fuursted, K., Linauskas, A., Rasmussen, C., & Christian Leutscher, P. D. (2022). Screening for Leishmania specific antibodies among patients with rheumatic diseases treated with biological therapy. *European journal of rheumatology*, 9(2), 114-115. <https://doi.org/10.5152/eurjrheum.2022.20105>

### General rights







Copyright and moral rights for the publications made accessible in the public portal are retained by the authors and/or other copyright owners and it is a condition of accessing publications that users recognise and abide by the legal requirements associated with these rights.

- Users may download and print one copy of any publication from the public portal for the purpose of private study or research.
- You may not further distribute the material or use it for any profit-making activity or commercial gain
- You may freely distribute the URL identifying the publication in the public portal -

### Take down policy

If you believe that this document breaches copyright please contact us at [vbn@aub.aau.dk](mailto:vbn@aub.aau.dk) providing details, and we will remove access to the work immediately and investigate your claim.

# Screening for Leishmania specific antibodies among patients with rheumatic diseases treated with biological therapy

Fruzsina Szabados<sup>1</sup> , Henrik Vedel Nielsen<sup>2</sup> , Kurt Fuursted<sup>2</sup> , Asta Linauskas<sup>1</sup> ,  
Claus Rasmussen<sup>1,3</sup> , Peter Derek Christian Leutscher<sup>3,4</sup> 

Dear Editor,

We have read with interest the recent Letter to the Editor: "Remembering visceral leishmaniasis as a potential trigger of haemophagocytic lymphohistiocytosis in individuals treated with anti-TNF-alpha therapy" by Nardo-Marino et al.,<sup>1</sup> and we would like to add some comments to the letter.

This letter refers to a case report by Burka et al.<sup>2</sup> describing a Scandinavian male patient developing hemophagocytic lymphohistiocytosis 28 days after the onset of infliximab treatment. The bone marrow examination revealed the presence of Leishmania amastigotes, which was a quite surprising finding, because the patient did not have any recent travel history to leishmaniasis-endemic areas at the onset of the symptoms and had never traveled to any endemic areas outside of Europe.

The majority of visceral leishmaniasis (VL) cases worldwide occur in endemic areas of Brazil, Nepal, India, and in some East African countries. In Europe, the parasitic disease is seen in the Mediterranean region.<sup>3</sup> As highlighted by Nardo-Marino et al.,<sup>1</sup> VL progression induced by biologic therapy has been reported on several occasions among patients from VL endemic areas.

We have recently conducted a travel questionnaire survey among arthritis patients treated with biologics in our out-patient clinic.<sup>4</sup> A total of 273 patients completed the questionnaire. A history of traveling to different countries in the Mediterranean region was reported by 13%, including Portugal, Spain, Italy, Greece, and Turkey. Each of these countries is known to be endemic to the Leishmania parasite.

To investigate if the latent leishmaniasis infection was present among arthritis patients receiving biologics, we conducted also a cross-sectional leishmania antibody survey in our clinic. Blood samples from 342 patients were tested for leishmania IgG antibodies by ELISA. None of the samples had tested positive. Although blood samples from four (1%) patients came out with an undetermined result by ELISA, none of them had been confirmed positive by western blot assay.<sup>5</sup>

In conclusion, we agree with Nardo-Marino et al.<sup>1</sup> that clinicians should be aware of the potential risk of latent Leishmania infection in patients treated with biologics. Apart from areas in the Mediterranean region, antibody screening prior to initiation of treatment seems to not be justified in most part of Europe. However, this situation may change as a result of global climate changes, which can lead to further geographical expansion of the sand fly-borne transmission of leishmaniasis in Europe. Moreover, an increasing number of immigrants, many from leishmaniasis-endemic countries are traveling to Europe during this time in search for permanent residence. As a result, leishmaniasis and other parasitic diseases may occur with higher frequency in the European healthcare systems, and in this scenario, screening guidelines for latent leishmania infection may become even more relevant.

**Peer-review:** Externally peer-reviewed.

**Author Contributions:** Concept - H.V.N., K.F., C.R.; Design - A.L., H.V.N., C.R.; Supervision - A.L., P.D.C.L., H.V.N., K.F., C.R.; Resources - H.V.N., K.F., C.R.; Data Collection and/or Processing - F.S.; Analysis and/or Interpretation - F.S., P.D.C.L., H.V.N., K.F.; Literature Search - A.L., F.S.; Writing Manuscript - F.S., P.D.C.L.; Critical Review - A.L., P.D.C.L., C.R.

#### ORCID iDs of the authors:

F. S. 0000-0002-5850-758X;  
H. V. N. 0000-0002-6773-1874;  
K. F. 0000-0002-3483-3145;  
A. L. 0000-0002-2515-444X;  
C. R. 0000-0001-8543-8447;  
P. D. C. L. 0000-0002-6742-8939.

**Cite this article as:** Szabados F, Nielsen HV, Fuursted K, Linauskas A, Rasmussen C, Leutscher PDC. Screening for leishmania specific antibodies among patients with rheumatic diseases treated with biological therapy. *Eur J Rheumatol.* 2022;9(2):114-115.

<sup>1</sup> Department of Rheumatology, North Denmark Regional Hospital, Hjørring, Denmark

<sup>2</sup> Department of Bacteria, Parasites and Fungi, Statens Serum Institut, Copenhagen, Denmark

<sup>3</sup> Department of Clinical Medicine, Aalborg University, Aalborg, Denmark

<sup>4</sup> Centre for Clinical Research, North Denmark Regional Hospital, Hjørring, Denmark

**Address for correspondence:**  
Fruzsina Szabados; Department of Rheumatology, North Denmark Regional Hospital, Hjørring, Hjørring, Denmark

E-mail: f.szabados@rn.dk

Submitted: June 2, 2020

Accepted: April 28, 2021

Available Online Date: January 21, 2022

Copyright©Author(s) - Available online at [www.eurjrheumatol.org](http://www.eurjrheumatol.org).

Content of this journal is licensed under a Creative Commons Attribution-NonCommercial 4.0 International License.



**Acknowledgments:** We want to express our gratitude to the staff of rheumatology out-patient clinic, North Denmark Regional Hospital, for their assistance in performance during the study, and also to the patients in volunteering to complete the questionnaire.

**Declaration of Interests:** The authors have no conflicts of interest to declare.

**Funding:** The authors declared that this study has received no financial support.

## References

1. Nardo-Marino A, Bukan K, Nielsen HV, Fassi DE. Remembering visceral leishmaniasis as a potential trigger of haemophagocytic lymphohistiocytosis in individuals treated with anti-TNF-alpha therapy. *Eur J Rheumatol.* 2019;6:226-227. [\[CrossRef\]](#)
2. Bukan K, Nardo-Marino A, Hagdrup C, et al. Haemophagocytic lymphohistiocytosis associated with leishmaniasis reactivation: A potential adverse event to anti-TNF-alfa therapy. *Scan J Rheumatol.* 2019;48:342-343. [\[CrossRef\]](#)
3. Alvar J, Vélez ID, Bern C, et al. Leishmaniasis worldwide and global estimates of its incidence. *PLoS One.* 2012;7:E35671. [\[CrossRef\]](#)
4. Szabados F, Kragh J, Rasmussen C, Leutscher PD. Biological therapy and international travel—A questionnaire survey among Danish patients with rheumatic disease. *Eur J Rheumatol.* 2020;7:158-163. [\[CrossRef\]](#)
5. Stensvold CR, Høst AV, Belkessa S, Nielsen HV. Evaluation of the Novalisa™ leishmania infantum IgG ELISA in a reference diagnostic laboratory in a non-endemic country. *Antibodies (Basel).* 2019;27:8.