

# Pricing Perpetual Put Options by the Black–Scholes Equation with a Nonlinear Volatility Function

Maria do Rosário Grossinho<sup>1</sup> ·  
Yaser Kord Faghan<sup>1</sup> · Daniel Ševčovič<sup>2</sup> 

Published online: 7 November 2017  
© Springer Japan KK, part of Springer Nature 2017

**Abstract** We investigate qualitative and quantitative behavior of a solution of the mathematical model for pricing American style of perpetual put options. We assume the option price is a solution to the stationary generalized Black–Scholes equation in which the volatility function may depend on the second derivative of the option price itself. We prove existence and uniqueness of a solution to the free boundary problem. We derive a single implicit equation for the free boundary position and the closed form formula for the option price. It is a generalization of the well-known explicit closed form solution derived by Merton for the case of a constant volatility. We also present results of numerical computations of the free boundary position, option price and their dependence on model parameters.

**Keywords** Option pricing · Nonlinear Black–Scholes equation · Perpetual American put option · Early exercise boundary

**Mathematics Subject Classification** 35R35 · 91B28 · 62P05

---

✉ Daniel Ševčovič  
sevcovic@fmph.uniba.sk

Maria do Rosário Grossinho  
mrg@iseg.ulisboa.pt

<sup>1</sup> CEMAPRE, Department of Mathematics, ISEG, Universidade de Lisboa, Rua do Quelhas, 6, 1200-781 Lisbon, Portugal

<sup>2</sup> Department of Applied Mathematics and Statistics, Comenius University, 842 48 Bratislava, Slovak Republic

### 1 Introduction

In a stylized financial market, the price of a European option can be computed from a solution to the well-known Black–Scholes linear parabolic equation derived by [Black and Scholes \(1973\)](#), and, independently by [Merton \(1971\)](#) (c.f. [Kwok 1998](#); [Dewynne et al. 1993](#); [Hull 1989](#)). A European call (put) option is the right but not obligation to purchase (sell) an underlying asset at the expiration price  $E$  at the expiration time  $T$ .

In contrast to European options, American style options can be exercised anytime in the temporal interval  $[0, T]$  with the specified time of obligatory expiration at  $t = T$ . A mathematical model for pricing American put options leads to a free boundary problem. It consists in construction of a function  $V = V(S, t)$  together with the early exercise boundary profile  $S_f : [0, T] \rightarrow \mathbb{R}$  satisfying the following conditions:

1.  $V$  is a solution to the Black–Scholes partial differential equation:

$$\partial_t V + \frac{1}{2}\sigma^2 S^2 \partial_S^2 V + rS \partial_S V - rV = 0 \tag{1}$$

defined on the time dependent domain  $S > S_f(t)$  where  $0 < t < T$ . Here  $\sigma$  is the volatility of the underlying asset price process,  $r > 0$  is the interest rate of a zero-coupon bond. A solution  $V = V(S, t)$  represents the price of an American style put option for the underlying asset price  $S > 0$  at the time  $t \in [0, T]$ ;

2.  $V$  satisfies the terminal pay-off condition:

$$V(S, T) = \max(E - S, 0); \tag{2}$$

3. and boundary conditions for the American put option:

$$V(S_f(t), t) = E - S_f(t), \quad \partial_S V(S_f(t), t) = -1, \quad V(+\infty, t) = 0, \tag{3}$$

for  $S = S_f(t)$  and  $S = \infty$ .

Since the seminal paper by [Brennan and Schwartz \(1977\)](#) American style of a put option has been investigated by many authors (c.f. [Kwok 1998](#) and references therein). Various accurate analytic approximations of the free boundary position have been derived by [Stamicar et al. \(1999\)](#), [Evans et al. \(2002\)](#), and by [Zhu \(2006\)](#) and [Lauko and Ševčovič \(2011\)](#) in recent papers and dealing with analytic approximations on the whole time interval.

If the volatility  $\sigma > 0$  in (1) is constant then (1) is a classical linear Black–Scholes parabolic equation derived by [Black and Scholes \(1973\)](#). If we assume the volatility  $\sigma > 0$  is a function of the solution  $V$  then Eq. (1) with such a diffusion coefficient represents a nonlinear generalization of the Black–Scholes equation. In this paper we focus our attention to the case when the diffusion coefficient  $\sigma^2$  may depend on the asset price  $S$  and the second derivative  $\partial_S^2 V$  of the option price. More precisely, we will assume that

$$\sigma = \sigma \left( S \partial_S^2 V \right), \tag{4}$$

i.e.  $\sigma$  depends on the product  $S\partial_S^2 V$  of the asset price  $S$  and the second derivative (Gamma) of the option price  $V$ . Recall that the nonlinear Black–Scholes equation (1) with a nonlinear volatility  $\sigma$  having the form of (4) arises from option pricing models taking into account nontrivial transaction costs, market feedbacks and/or risk from a volatile (unprotected) portfolio. The linear Black–Scholes equation with a constant volatility  $\sigma$  has been derived under several restrictive assumptions like e.g., frictionless, liquid and complete markets, etc. Such assumptions have been relaxed in order to model the presence of transaction costs (see e.g., [Leland 1985](#); [Hoggard et al. 1994](#); [Avellaneda and Paras 1994](#)), feedback and illiquid market effects due to large traders choosing given stock-trading strategies ([Frey 1998](#); [Frey and Patie 2002](#); [Frey and Stremme 1997](#); [Schönbucher and Wilmott 2000](#)), imperfect replication and investor's preferences ([Barles and Soner 1998](#)), risk from unprotected portfolio ([Kratka 1998](#); [Jandačka and Ševčovič 2005](#) or [Ševčovič 2007](#)).

In the Leland model (generalized for more complex option strategies by [Hoggard et al. 1994](#)) the volatility is given by  $\sigma^2 = \sigma_0^2(1 + \text{Le} \operatorname{sgn}(\partial_S^2 V))$  where  $\sigma_0 > 0$  is the constant historical volatility of the underlying asset price process and  $\text{Le} > 0$  is the so-called Leland number. Another nonlinear Black–Scholes model has been derived by [Frey \(1998\)](#). In this model the asset dynamics takes into account the presence of feedback effects due to a large trader choosing his/her stock-trading strategy (see also [Schönbucher and Wilmott 2000](#)). The diffusion coefficient  $\sigma^2$  is again non-constant:

$$\sigma \left( S\partial_S^2 V \right)^2 = \sigma_0^2 \left( 1 - \mu S\partial_S^2 V \right)^{-2}, \quad (5)$$

where  $\sigma_0^2, \mu > 0$  are constants.

Next example of the Black–Scholes equation with a non-constant volatility is the so-called Risk Adjusted Pricing Methodology model proposed by [Kratka \(1998\)](#) and revisited by [Jandačka and Ševčovič \(2005\)](#). In the Risk adjusted pricing methodology model (RAPM) the purpose is to optimize the time-lag between consecutive portfolio adjustments in such way that the sum of the rate of transaction costs and the rate of a risk from unprotected portfolio is minimal. In this model, the volatility is again non-constant and has the form:

$$\sigma \left( S\partial_S^2 V \right)^2 = \sigma_0^2 \left( 1 + \mu \left( S\partial_S^2 V \right)^{\frac{1}{3}} \right), \quad (6)$$

where  $\sigma_0 > 0$  is a constant historical volatility of the asset price returns and  $\mu = 3(C^2 R / 2\pi)^{\frac{1}{3}}$ , where  $C, R \geq 0$  are nonnegative constants representing the transaction cost measure and the risk premium measure, respectively (see [Jandačka and Ševčovič 2005](#) for details). Recently, explicit solutions to the Black–Scholes equation with varying volatility of the form (5) and (6) have been derived by [Bordag and Chmakova \(2007\)](#) and [Bordag \(2011, 2015\)](#).

Another important contribution in this direction has been presented by [Amster et al. \(2005\)](#), where the transaction costs are assumed to be a non-increasing linear function of the form  $C(\xi) = C_0 - \kappa\xi$ , ( $C_0, \kappa > 0$ ), depending on the volume of traded stocks  $\xi \geq 0$  that is needed to hedge the replicating portfolio. In the model studied by [Amster et al. \(2005\)](#) the volatility function has the following form:

$$\sigma \left( S \partial_S^2 V \right)^2 = \sigma_0^2 \left( 1 - Le \operatorname{sgn} \left( S \partial_S^2 V \right) + \kappa S \partial_S^2 V \right). \quad (7)$$

A disadvantage of such a transaction costs function is the fact that it may attain negative values when the amount of transactions exceeds the critical value  $\xi = C_0/\kappa$ . The model (7) has been generalized to a class of nonnegative variable transaction cost function by Ševčovič and Žitňanská (2016).

Bakstein and Howison (2004) investigated a parametrized model for liquidity effects arising from the asset trading. In their model the volatility function is a quadratic function of the term  $S \partial_S^2 V$ :

$$\begin{aligned} \sigma \left( S \partial_S^2 V \right)^2 = & \sigma_0^2 \left( 1 + \gamma^2 (1 - \alpha)^2 + 2\lambda S \partial_S^2 V + \lambda^2 (1 - \alpha)^2 \left( S \partial_S^2 V \right)^2 \right. \\ & \left. + 2\sqrt{\frac{2}{\pi}} \gamma \operatorname{sgn} \left( S \partial_S^2 V \right) + 2\sqrt{\frac{2}{\pi}} \lambda (1 - \alpha)^2 \gamma \left| S \partial_S^2 V \right| \right). \quad (8) \end{aligned}$$

The parameter  $\lambda$  corresponds to a market depth measure, i.e. it scales the slope of the average transaction price. The parameter  $\gamma$  models the relative bid–ask spreads and it is related to the Leland number through relation  $2\gamma \sqrt{2/\pi} = Le$ . Finally,  $\alpha$  transforms the average transaction price into the next quoted price,  $0 \leq \alpha \leq 1$ . An interesting generalization of the linear Black–Scholes equation with the volatility function polynomially dependent on  $S \partial_S^2 V$  has been proposed by Cetin et al. (2004).

Note that if additional model parameters (e.g.,  $Le$ ,  $\mu$ ,  $\kappa$ ,  $\gamma$ ,  $\lambda$ ) are vanishing then all the aforementioned nonlinear models are consistent with the original Black–Scholes equation, i.e.  $\sigma = \sigma_0$ . Furthermore, for call or put options, the function  $V$  is convex in the  $S$  variable.

The main purpose of this paper is to investigate qualitative and quantitative behavior of a solution to the problem of pricing American style of perpetual put options. We assume the option price is a solution to a stationary generalized Black–Scholes equation with a nonlinear volatility function. We prove existence and uniqueness of a solution to the free boundary problem. We derive a single implicit equation for the free boundary position and the closed form formula for the option price. It is a generalization of the well-known explicit closed form solution derived by Merton for the case of a constant volatility. We also present results of numerical computations of the free boundary position, option price and their dependence on model parameters. In the recent paper (Grossinho et al. 2017) we investigated the case when the volatility function may depend on  $S$  and  $\partial_S^2 V$  including other models proposed by Barles and Soner (1998), Frey and Patie (2002) and Frey and Stremme (1997). However, for these models there is no single implicit equation for the free boundary position and numerical methods have to be adopted.

The paper is organized as follows. In the next section we recall mathematical formulation of the perpetual American put option pricing model. We furthermore present the explicit solutions for the case of the constant volatility derived by Merton. In Sect. 3 we prove the existence and uniqueness of a solution to the free boundary problem. We derive a single implicit equation for the free boundary position  $\varrho$  and the closed form formula for the option price. The first order expansion of the free boundary

position with respect to the model parameter is also derived. We construct suitable sub- and super-solutions based on Merton’s explicit solutions. In Sect. 4 we present results of numerical computations of the free boundary position, option price and their dependence on the model parameter.

## 2 Perpetual American Put Options

In this section we analyze the problem of pricing American perpetual put options. By definition, perpetual options are options with a very long maturity  $T \rightarrow \infty$ . Notice that both the option price and the early exercise boundary position depend on the remaining time  $T - t$  to maturity. Recently, stationary solutions to generalized Black–Scholes equation have been investigated by Grossinho and Morais (2009), Fabiao et al. (2009). Suppose that there exists a limit of the solution  $V$  and early exercise boundary position  $S_f$  for the maturity  $T \rightarrow \infty$ .

For an American style put option the limiting price  $V = V(S) = \lim_{T-t \rightarrow \infty} V(S, t)$  and the limiting early exercise boundary position  $\rho = \lim_{T-t \rightarrow \infty} S_f(t)$  of the perpetual put option is a solution to the stationary nonlinear Black–Scholes partial differential equation:

$$\frac{1}{2}\sigma\left(S\partial_S^2V\right)^2 S^2\partial_S^2V + rS\partial_S V - rV = 0, \quad S > \varrho, \tag{9}$$

and

$$V(\varrho) = E - \varrho, \quad \partial_S V(\varrho) = -1, \quad V(+\infty) = 0. \tag{10}$$

Our purpose is to analyze the system of equations (9)–(10). In what follows, we will prove the existence and uniqueness of a solution pair  $(V(\cdot), \varrho)$  to (9)–(10).

In the rest of the paper, we will assume the volatility function

$$\mathbb{R}_0^+ \ni H \mapsto \sigma(H)^2 \in \mathbb{R}_0^+ \tag{11}$$

is non-decreasing,  $\sigma(0) > 0$  and such that the function  $H \mapsto \sigma(H)^2 H$  is  $C^1$  smooth for  $H \geq 0$ . Under these assumptions there exists an increasing inverse function  $\beta : \mathbb{R}_0^+ \rightarrow \mathbb{R}_0^+$  such that

$$\frac{1}{2}\sigma(H)^2 H = u \quad \text{iff} \quad H = \beta(u). \tag{12}$$

which is an  $C^1$  continuous and non-decreasing function such that  $\beta(0) = 0$ , and  $\beta(u) > 0$  for  $u > 0$ . As  $u = \frac{1}{2}\sigma(\beta(u))^2\beta(u) \geq \frac{1}{2}\sigma(0)^2\beta(u)$  we have

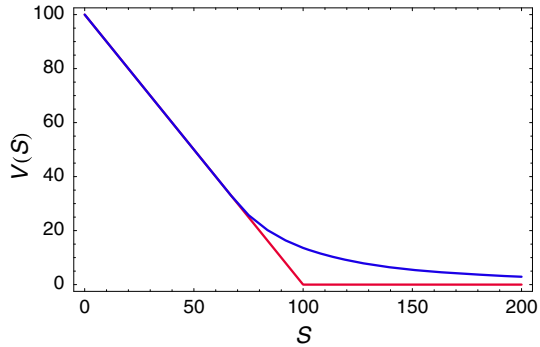
$$\beta(u) \leq M_1 u \quad \text{for all } u \geq 0, \tag{13}$$

where  $M_1 = 2/\sigma(0)^2$ . Moreover, for any  $U_0 > 0$  there exists  $M_0 > 0$  such that

$$\beta(u) \geq M_0 u \quad \text{for all } u \in [0, U_0]. \tag{14}$$

Notice that the transformation  $H = S\partial_S^2V$  is a useful tool when analyzing nonlinear generalizations of the Black–Scholes equations. For example, using this

**Fig. 1** A plot of the price  $V(S)$  of a perpetual American put option and the pay-off diagram  $\max(E - S, 0)$  for the parameters:  $E = 100$ ,  $r = 0.1$  and constant volatility  $\sigma_0 = 0.3$  and  $\gamma = 2r/\sigma_0^2$



transformation the fully nonlinear Black–Scholes equation with a volatility function  $\sigma = \sigma(S\partial_S^2 V)$  can be transformed into a quasilinear equation for the new variable  $H$  (see Jandačka and Ševčovič 2005; Ševčovič et al. 2011 for details).

### 2.1 The Merton Explicit Solution for the Constant Volatility Case

In the case of a constant volatility  $\sigma \equiv \sigma_0$  the free boundary value problem (9)–(10) for the function  $V$  and the limiting early exercise boundary position  $\varrho$  has a simple explicit solution discovered by Merton (1973). The closed form solution has the following form:

$$V(S) = \begin{cases} \frac{E}{1+\gamma} \left(\frac{S}{\varrho}\right)^{-\gamma}, & S > \varrho, \\ E - S, & 0 < S \leq \varrho, \end{cases} \tag{15}$$

where

$$\varrho = E \frac{\gamma}{1 + \gamma}, \quad \gamma = \frac{2r}{\sigma_0^2}. \tag{16}$$

A graph of a perpetual American put option with the constant volatility is shown in Fig. 1.

## 3 Existence and Uniqueness of Solutions

In this section we will focus our attention on existence and uniqueness of a solution to the problem (9)–(10).

### 3.1 Explicit Formula for the Perpetual American Put Option Price

Since  $\beta$  is the inverse function to  $\frac{1}{2}\sigma(H)^2H$  the pair  $(V(\cdot), \varrho)$  is a solution to (9) and only if

$$S\partial_S^2 V = \beta(rV/S - r\partial_S V).$$

Let us introduce the following transformation of variables:

$$U(x) = r \frac{V(S)}{S} - r \partial_S V(S) = -rS \partial_S \left( \frac{V(S)}{S} \right), \quad \text{where } x = \ln S. \quad (17)$$

Since

$$\partial_x U(x) = \partial_S (rV(S)/S - r \partial_S V) \frac{dS}{dx} = -rS \partial_S^2 V(S) + rS \partial_S \left( \frac{V(S)}{S} \right)$$

the function  $U(x)$  is a solution to the initial value problem

$$\partial_x U(x) = -U(x) - r\beta(U(x)), \quad x > x_0 = \ln \varrho, \quad (18)$$

$$U(x_0) = \frac{rE}{\varrho}. \quad (19)$$

The initial condition (19) easily follows from the smooth pasting conditions  $V(\varrho) = E - \varrho$  and  $\partial_S V(\varrho) = -1$ . Equation (18) can be easily integrated. We have the following result:

**Lemma 1** *A solution  $U = U(x)$  to the initial value problem (18)–(19) is uniquely given by*

$$U(x) = G^{-1}(-x + x_0), \quad \text{for } x > x_0 = \ln \varrho,$$

where

$$G(U) = \int_{U(x_0)}^U \frac{1}{u + r\beta(u)} du. \quad (20)$$

Taking into account the estimates (13) and (14) we can summarize the useful properties of the function  $G$ :

**Lemma 2** *The function  $G : \mathbb{R}_0^+ \rightarrow \mathbb{R}$  is non-decreasing and  $G^{-1}(0) = rE/\varrho$ . Furthermore,  $G(+\infty) = +\infty$ ,  $G(0) = -\infty$ , and, consequently,  $G^{-1}(-\infty) = 0$ .*

Since

$$-rS \partial_S \left( \frac{V(S)}{S} \right) = U(\ln S) = G^{-1}(-\ln S + \ln \varrho)$$

by taking into account the boundary condition  $V(+\infty) = 0$  we conclude that the solution to Eq. (9) is given by

$$V(S) = \frac{S}{r} \int_S^\infty G^{-1} \left( -\ln \left( \frac{s}{\varrho} \right) \right) \frac{ds}{s}.$$

Using the substitution  $u = G^{-1}(-\ln(s/\varrho))$  we have

$$\frac{ds}{s} = -G'(u)du = -\frac{1}{u + r\beta(u)} du.$$

As  $G^{-1}(-\infty) = 0$  the expression for  $V(S)$  can be simplified as follows:

$$V(S) = \frac{S}{r} \int_0^{G^{-1}(-\ln(S/\varrho))} \frac{u}{u + r\beta(u)} du. \tag{21}$$

### 3.2 Equation for the Free Boundary Position

Using the expression (21) we can derive a single implicit integral equation for the free boundary position  $\varrho$ . Clearly,  $V(\varrho) = E - \varrho$  if and only if

$$E - \varrho = \frac{\varrho}{r} \int_0^{G^{-1}(0)} \frac{u}{u + r\beta(u)} du. \tag{22}$$

As  $G^{-1}(0) = \frac{rE}{\varrho}$  we obtain

$$\frac{rE}{\varrho} = r + \int_0^{\frac{rE}{\varrho}} \frac{u}{u + r\beta(u)} du = r + \frac{rE}{\varrho} - r \int_0^{\frac{rE}{\varrho}} \frac{\beta(u)}{u + r\beta(u)} du \tag{23}$$

Therefore the free boundary position  $\varrho$  is a solution to the following implicit equation:

$$\int_0^{\frac{rE}{\varrho}} \frac{\beta(u)}{u + r\beta(u)} du = 1.$$

### 3.3 Main Result

In this section we summarize the previous results and state the main result on existence and uniqueness of a solution to the perpetual American put option pricing problem (9)–(10).

**Theorem 1** *Suppose that the volatility function  $\sigma : \mathbb{R}_0^+ \rightarrow \mathbb{R}^+$  is non-decreasing,  $\sigma(0) > 0$  and such that the function  $H \mapsto \sigma(H)^2 H$  is  $C^1$  smooth for  $H \geq 0$ .*

*Then the perpetual American put option problem (9)–(10) has a unique solution  $(V(\cdot), \varrho)$  where the free boundary position  $\varrho$  is a solution to the implicit equation*

$$\int_0^{\frac{rE}{\varrho}} \frac{\beta(u)}{u + r\beta(u)} du = 1, \tag{24}$$

and the option price  $V(S)$  is given by

$$V(S) = \frac{S}{r} \int_0^{G^{-1}(-\ln(S/\varrho))} \frac{u}{u + r\beta(u)} du, \tag{25}$$

where  $\beta$  is the inverse function to the function  $H \mapsto \frac{1}{2}\sigma(H)^2 H$ .



*Proof* According to results in Sect. 3.2 it suffices to prove that (24) has the unique solution  $\varrho$ . To this end, let us introduce the auxiliary function:

$$\phi(y) = \int_0^y \frac{\beta(u)}{u + r\beta(u)} du$$

we have  $\phi'(y) > 0, \phi(0) = 0$ . For a fixed  $U_0 > 0$  we have  $\beta(u) \geq \beta(U_0) > 0$  for  $u \geq U_0$ , and

$$\phi(+\infty) = \int_0^\infty \frac{\beta(u)}{u + r\beta(u)} du \geq \int_{U_0}^\infty \frac{\beta(u)}{u + r\beta(u)} du \geq \frac{\beta(U_0)}{1 + rM_1} \int_{U_0}^\infty \frac{1}{u} du = +\infty.$$

Hence Eq. (24) has the unique solution  $\varrho > 0$ . Clearly,  $\varrho < E$  because the right hand side of (22) is positive.

Since  $\varrho$  is a solution to (23) we have  $V(\varrho) = E - \varrho$ . Moreover, as

$$U(x) = r \frac{V(S)}{S} - r \partial_S V(S), \quad \text{where } x = \ln S$$

[see (17)] we obtain, for  $x_0 = \ln \varrho$ ,

$$\partial_S V(\varrho) = \frac{V(\varrho)}{\varrho} - \frac{U(x_0)}{r} = \frac{E - \varrho}{\varrho} - \frac{E}{\varrho} = -1.$$

Hence  $V$  is a solution to the perpetual American put option pricing problem (9)–(10), as claimed. □

*Remark 1* In the case of a constant volatility function  $\sigma(H) \equiv \sigma_0$  we have  $\beta(u) = \frac{2}{\sigma_0^2}u$ . It follows from Eq. (24) that

$$\varrho = E \frac{\gamma}{1 + \gamma}, \quad \text{where } \gamma = \frac{2r}{\sigma_0^2},$$

and,

$$V(S) = \frac{S}{r} \int_0^{G^{-1}(-\ln(S/\varrho))} \frac{u}{u+r\beta(u)} du = \frac{S}{r} \frac{1}{1 + \gamma} G^{-1}(-\ln(S/\varrho)) = \frac{E}{1 + \gamma} \left(\frac{S}{\varrho}\right)^{-\gamma}$$

because  $G(U) = \frac{1}{1+\gamma} \ln(U/U(x_0)), U(x_0) = rE/\varrho$ , and so  $G^{-1}(f) = \frac{rE}{\varrho} e^{(1+\gamma)f}$ . Hence the solution is identical with Merton’s explicit solution.

### 3.4 Sensitivity Analysis

In this section we will investigate dependence of the free boundary position on model parameters. We consider the volatility function of the form:

$$\frac{1}{2}\sigma(H)^2H = \frac{\sigma_0^2}{2}(1 + \mu H^a)H + O(\mu^2) \text{ as } \mu \rightarrow 0.$$

Here  $a \geq 0$  and  $\mu \geq 0$  are specific model parameters. Our goal is to find the first order expansion of the free boundary position  $\varrho$  considered as a function of a parameter  $\mu$ , i.e.  $\varrho = \varrho(\mu)$ .

First, we derive expression for the derivative  $\partial_\mu\beta$  of the inverse function  $\beta$ . For  $H = \beta(u; \mu)$  we have  $u = \frac{1}{2}\sigma(\beta(u; \mu))^2\beta(u; \mu)$  and so

$$0 = \partial_\mu \left( \frac{\sigma_0^2}{2}(1 + \mu H^a)H \right) = \frac{\sigma_0^2}{2}(1 + \mu(a + 1)\beta^a)\partial_\mu\beta + \frac{\sigma_0^2}{2}\beta^{a+1} + O(\mu)$$

For  $\mu = 0$  we have  $\beta(u; 0) = \frac{2}{\sigma_0^2}u$ . Therefore

$$\partial_\mu\beta(u; 0) = -(\sigma_0^2/2)^{-(a+1)}u^{a+1}.$$

The first derivative of the free boundary position  $\varrho = \varrho(\mu)$  can be deduced from the implicit equation (24). We have

$$\begin{aligned} 0 &= \frac{d}{d\mu} \int_0^{\frac{rE}{\varrho(\mu)}} \frac{\beta(u; \mu)}{u + r\beta(u; \mu)} du \\ &= \frac{\beta(u; \mu)}{u + r\beta(u; \mu)} \Big|_{u=\frac{rE}{\varrho(\mu)}} \left( -\frac{rE}{\varrho(\mu)^2} \partial_\mu\varrho(\mu) \right) + \int_0^{\frac{rE}{\varrho(\mu)}} \frac{u\partial_\mu\beta(u; \mu)}{(u + r\beta(u; \mu))^2} du. \end{aligned}$$

Since, for  $\mu = 0$  we have  $\varrho(0) = E\gamma/(1 + \gamma)$  we conclude

$$\partial_\mu\varrho(0) = -\frac{E}{a + 1}\gamma(1 + \gamma)^{a-2}.$$

In summary we have shown the following result:

**Theorem 2** *If the volatility function  $\sigma(H)$  has the form  $\frac{1}{2}\sigma(H)^2H = \frac{\sigma_0^2}{2}(1 + \mu H^a)H + O(\mu^2)$  as  $\mu \rightarrow 0$ , where  $\mu, a \geq 0$ , then the free boundary position  $\varrho = \varrho(\mu)$  of the perpetual American put option pricing problem has the asymptotic expansion:*

$$\varrho(\mu) = E\frac{\gamma}{1 + \gamma} - \mu\frac{E}{a + 1}\frac{\gamma}{(1 + \gamma)^{2-a}} + O(\mu^2) \text{ as } \mu \rightarrow 0.$$

*Remark 2* In the case  $a = 0$  we have  $\sigma(H)^2 = \sigma_0^2(1 + \mu)$ . It corresponds to the constant volatility model. Thus  $\varrho(\mu) = E \frac{\gamma(\mu)}{1+\gamma(\mu)} = E \frac{1}{1+1/\gamma(\mu)}$  where  $\gamma(\mu) = 2r/(\sigma_0^2(1 + \mu))$ . Hence

$$\varrho(\mu) = E \frac{1}{1 + \frac{\sigma_0^2}{2r}(1 + \mu)}, \quad \text{and,} \quad \partial_\mu \varrho(0) = -E \frac{\gamma}{(1 + \gamma)^2},$$

as claimed by Theorem 2.

### 3.5 Comparison Principle and Merton’s Sub- and Super-Solutions

In this section our aim is to derive sub- and super-solutions to the perpetual American put option pricing problem.

Let  $\gamma > 0$  be positive constant. By  $V_\gamma$  we will denote the explicit Merton solution presented in Sect. 2.1, i.e.

$$V_\gamma(S) = \begin{cases} \frac{E}{1+\gamma} \left(\frac{S}{\varrho_\gamma}\right)^{-\gamma}, & S > \varrho_\gamma, \\ E - S, & 0 < S \leq \varrho_\gamma, \end{cases} \tag{26}$$

where

$$\varrho_\gamma = E \frac{\gamma}{1 + \gamma}. \tag{27}$$

It means that the pair  $(V_\gamma(\cdot), \varrho_\gamma)$  is the explicit Merton solution corresponding to the constant volatility  $\sigma_0^2 = 2r/\gamma$  [see (15)].

Then, for the transformed function  $U_\gamma(x)$  we have

$$U_\gamma(x) = -rS\partial_S \left(\frac{V_\gamma(S)}{S}\right) = rE\varrho_\gamma^\gamma e^{-(1+\gamma)x}, \quad \text{for } x = \ln S > x_{0\gamma} = \ln \varrho_\gamma.$$

Clearly,

$$\partial_x U_\gamma + U_\gamma + r\beta(U_\gamma) = r\beta(U_\gamma) - \gamma U_\gamma. \tag{28}$$

Next we will construct a super-solution to the solution  $U$  of the equation  $\partial_x U_\gamma = -U_\gamma - r\beta(U_\gamma)$  by means of the Merton solution  $U_\gamma$  where  $\gamma = \gamma^+$  is the unique root of the equation

$$\gamma^+ \sigma(1 + \gamma^+)^2 = 2r. \tag{29}$$

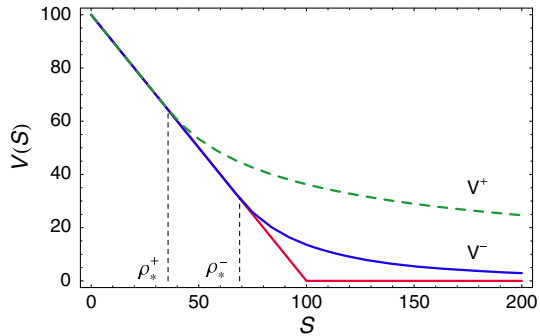
Since

$$U_{\gamma^+}(x) \leq U_{\gamma^+}(x_{0\gamma^+}) = \frac{rE}{\gamma^+} = r \frac{1 + \gamma^+}{\gamma^+}$$

we obtain

$$\frac{1}{2}\sigma((\gamma^+/r)U_{\gamma^+}(x))^2 \frac{\gamma^+}{r} U_{\gamma^+}(x) \leq \frac{1}{2}\sigma(1 + \gamma^+)^2 \frac{\gamma^+}{r} U_{\gamma^+}(x).$$

**Fig. 2** A plot of Merton solutions  $V^+$ ,  $V^-$ , and the pay-off diagram  $\max(E - S, 0)$  corresponding to constant volatilities  $\sigma^+ = 0.6$  and  $\sigma^- = 0.3$  for model parameters:  $E = 100, r = 0.1$



By taking the inverse function  $\beta$  we finally obtain

$$\frac{\gamma^+}{r} U_{\gamma^+}(x) \leq \beta(U_{\gamma^+}(x)).$$

With regard to (28) we conclude that

$$\partial_x U_{\gamma^+}(x) \geq -U_{\gamma^+}(x) - r\beta(U_{\gamma^+}(x)) \quad \text{for } x > x_{0\gamma^+} = \ln \varrho_{\gamma^+} \tag{30}$$

Similarly, we will construct the Merton sub-solution  $U_{\gamma^-}$  satisfying the opposite differential inequality. Let  $\gamma^-$  be given by

$$\gamma^- \sigma(0)^2 = 2r, \tag{31}$$

i.e.  $\gamma^- = 2r/\sigma(0)^2$ . Then

$$U_{\gamma^-} = \frac{1}{2} \sigma(0)^2 \frac{\gamma^-}{r} U_{\gamma^-} \leq \frac{1}{2} \sigma((\gamma^-/r) U_{\gamma^-})^2 \frac{\gamma^-}{r} U_{\gamma^-}$$

and so, by taking the inverse function  $\beta$  we obtain  $\beta(U_{\gamma^-}) \leq \frac{\gamma^-}{r} U_{\gamma^-}$ . Then, from (28) we conclude that

$$\partial_x U_{\gamma^-}(x) \leq -U_{\gamma^-}(x) - r\beta(U_{\gamma^-}(x)) \quad \text{for } x > x_{0\gamma^-} = \ln \varrho_{\gamma^-}. \tag{32}$$

In Fig. 2 we plot Merton’s solutions  $V^\pm(\cdot)$  corresponding to  $\gamma^+ = 0.555$  ( $\sigma^+ \doteq 0.6$ ) and  $\gamma^- = 2.222$  ( $\sigma^- \doteq 0.3$ ) where  $(\sigma^\pm)^2 = 2r/\gamma^\pm$ .

In what follows, we will prove the inequalities

$$\varrho_{\gamma^+} \leq \varrho \leq \varrho_{\gamma^-}, \tag{33}$$

where  $\varrho$  is the free boundary position for the nonlinear perpetual American put option pricing problem (9)–(10).

Denote

$$\beta^-(u) = \frac{\gamma^-}{r}u$$

the inverse function to the function  $H \mapsto \frac{1}{2}\sigma(0)^2H$ . As  $\frac{1}{2}\sigma(0)^2H \leq \frac{1}{2}\sigma(H)^2H$  we have  $\beta(u) \leq \beta^-(u)$  for any  $u \geq 0$ . Since

$$\int_0^{\frac{rE}{\varrho}} \frac{\beta(u)}{u + r\beta(u)} du = 1 = \int_0^{\frac{rE}{\varrho_{\gamma^-}}} \frac{\beta^-(u)}{u + r\beta^-(u)} du \geq \int_0^{\frac{rE}{\varrho_{\gamma^-}}} \frac{\beta(u)}{u + r\beta(u)} du$$

we conclude the inequality  $\varrho \leq \varrho_{\gamma^-}$ .

On the other hand, let

$$\beta^+(u) = \frac{\gamma^+}{r}u$$

be the inverse function to the function  $H \mapsto \frac{1}{2}\sigma(1 + \gamma^+)^2H$ . Then, for  $u \leq rE/\varrho_{\gamma^+}$  we have

$$H = \beta(u) \leq \beta(rE/\varrho_{\gamma^+}) = \beta\left(\frac{1}{2}\sigma(1 + \gamma^+)^2(1 + \gamma^+)\right) = 1 + \gamma^+.$$

Therefore, for  $u \leq rE/\varrho_{\gamma^+}$  we have  $\beta(u) \geq \beta^+(u)$  and arguing similarly as before we obtain the estimate  $\varrho_{\gamma^+} \leq \varrho$  and so the inequalities (33) follows.

For initial conditions we have  $U_{\gamma^\pm}(x_{0\gamma^\pm}) = \frac{rE}{\varrho_{\gamma^\pm}}, U(x_0) = \frac{rE}{\varrho}$  and so

$$U_{\gamma^-}(x_{0\gamma^-}) \leq U(x_0) \leq U_{\gamma^+}(x_{0\gamma^+}).$$

Using the comparison principle for solutions of ordinary differential inequalities we have  $U_{\gamma^-}(x) \leq U(x) \leq U_{\gamma^+}(x)$ . Taking into account the explicit form of the function  $V(S)$  from Theorem 1 [see (25)] we conclude the following result:

**Theorem 3** *Let  $(V(\cdot), \varrho)$  be the solution to the perpetual American pricing problem (9)–(10). Then*

$$V_{\gamma^-}(S) \leq V(S) \leq V_{\gamma^+}(S) \text{ for any } S \geq 0,$$

and,

$$\varrho_{\gamma^+} \leq \varrho \leq \varrho_{\gamma^-}$$

where  $V_{\gamma^\pm}, \varrho_{\gamma^\pm}$  are explicit Merton’s solutions where  $\gamma^\pm$  are given by (29) and (31).

A graphical illustration of the comparison principle is shown in Fig. 6.

**Table 1** The free boundary position  $\varrho = \varrho(\mu)$  and the option price  $V(S)$  evaluated at  $S = E$  for various values of the model parameter  $\mu \geq 0$  for the Frey model (5)

$\mu$	0.00	0.01	0.05	0.10	0.15	0.20	0.22
$\varrho$	68.9655	68.2852	65.7246	62.8036	60.1175	57.6177	56.6627
$V(E)$	13.5909	13.8005	14.6167	15.5961	16.5389	17.4510	17.8083

### 4 Numerical Approximation Scheme and Computational Results

In this section we propose a simple and efficient numerical scheme for constructing a solution to the perpetual put option problem (9)–(10).

Using transformation  $H = \beta(u)$ , i.e.  $u = \frac{1}{2}\sigma(H)^2H$  and  $du = \frac{1}{2}\partial_H(\sigma(H)^2H)dH$  we can rewrite the equation for the free boundary position [see (24)] as follows:

$$\int_0^{\beta(rE/\varrho)} \frac{H \frac{1}{2} \partial_H(\sigma(H)^2H)}{\frac{1}{2}\sigma(H)^2H + rH} dH = 1. \tag{34}$$

Similarly, the option price (24) can be rewritten in terms of the  $H$  variable as follows:

$$V(S) = \frac{S}{r} \int_0^{\beta(G^{-1}(-\ln(S/\varrho)))} \frac{\frac{1}{2}\sigma(H)^2H \frac{1}{2} \partial_H(\sigma(H)^2H)}{\frac{1}{2}\sigma(H)^2H + rH} dH. \tag{35}$$

With this transformation we can reduce computational complexity in the case when the inverse function  $\beta$  is not given by a closed form formula.

#### 4.1 Numerical Results

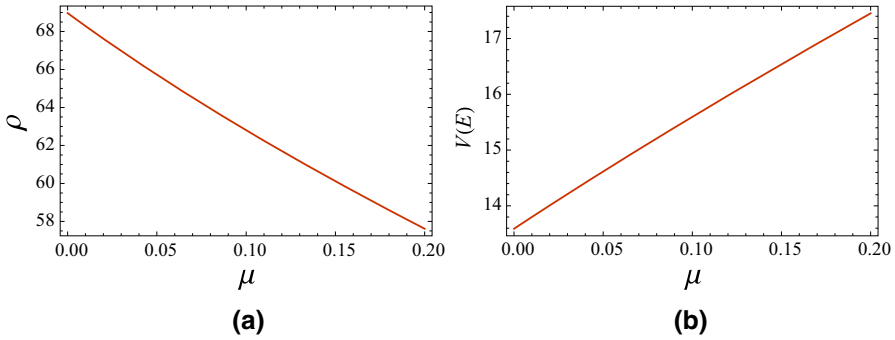
Results of numerical calculation for the Frey model (5) and the RAPM model (6) are summarized in Tables 1 and 3. We show the position of the free boundary  $\varrho$  and the perpetual option value  $V$  evaluated at the exercise price  $S = E$ . The results are computed for various values of the parameter  $\mu$  for the Frey model and the RAPM model. Other model parameter were chosen as:  $E = 100$ ,  $r = 0.1$  and  $\sigma_0 = 0.3$  (Fig. 3).

In the Frey model (5) the nonlinear volatility function has the form:

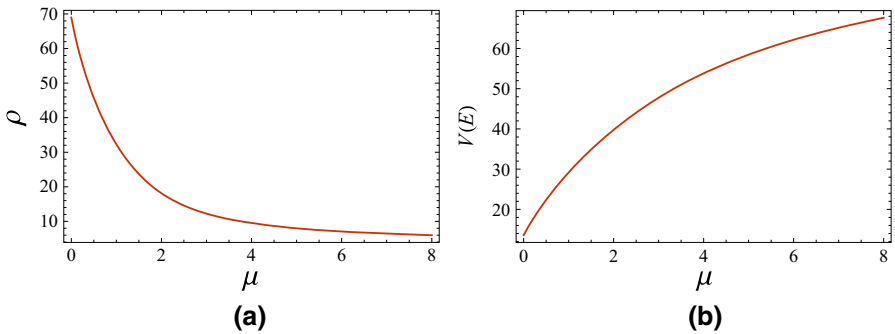
$$\sigma(H)^2 = \sigma_0^2 (1 - \mu H)^{-2}.$$

The range of the parameter  $\mu$  is therefore limited to satisfy the strict inequality  $1 - \mu H = 1 - \mu S \partial_S^2 V(S) > 0$ . However, using the identity

$$\frac{1}{1 - \mu H} = 1 + \sum_{n=1}^{\infty} \mu^n H^n.$$



**Fig. 3** A plot of dependence of the free boundary position  $\varrho$  (a) and the perpetual American put option price  $V(E)$  (b) on the model parameter  $\mu$  for the Frey model (5)



**Fig. 4** A plot of dependence of the free boundary position  $\varrho$  (a) and the perpetual American put option price  $V(E)$  (b) on the model parameter  $\mu$  for the modified Frey model (36)

we can approximate the Frey volatility function as follows:

$$\sigma(H)^2 = \sigma_0^2 \left( 1 + \sum_{n=1}^N \mu^n H^n \right)^2, \tag{36}$$

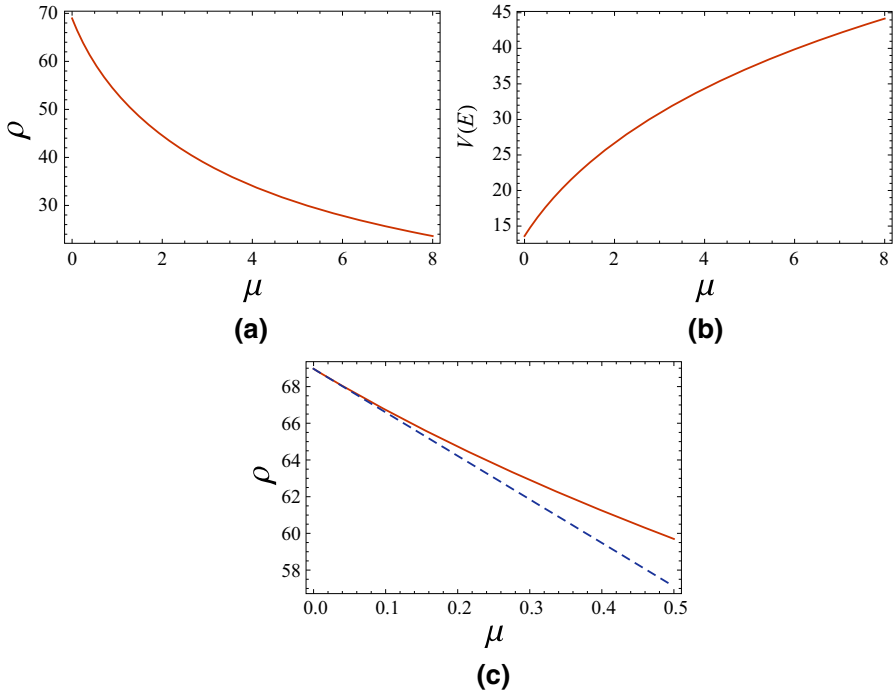
where  $N$  is sufficiently large. Interestingly, a similar power series expansion of  $\sigma(H)^2$  can be found in the generalized Black–Scholes model proposed by Cetin et al. (2004).

In computations shown in Fig. 4 and Table 2 we present results of the free boundary position and the perpetual American put option price  $V(E)$  for  $N = 10$  and larger interval of parameter values  $\mu \in [0, 8]$ . Note that the results for small values  $\mu \leq 0.1$  computed from the original Frey volatility (5) and (36) are very close to each other.

In our next computational example we consider the Risk adjusted pricing methodology model (RAPM). In computations shown in Fig. 5a and Table 3 we present results of the free boundary position and the perpetual American put option price  $V(E)$  for the RAPM model (see Fig. 5b). We also show comparison of the free boundary position  $\varrho = \varrho(\mu)$  and its linear approximation derived in Theorem 2 (see Fig. 5c).

**Table 2** The free boundary position  $\varrho$  and the option price  $V(S)$  evaluated at  $S = E$  for various values of the model parameter  $\mu \geq 0$  for the modified Frey model

$\mu$	0.00	0.10	0.50	1.00	2.00	4.00	8.00
$\varrho$	68.9655	62.8037	45.3007	31.0862	16.3126	8.3818	5.4556
$V(E)$	13.5909	15.5961	22.4529	29.5719	41.0654	56.1777	70.2259



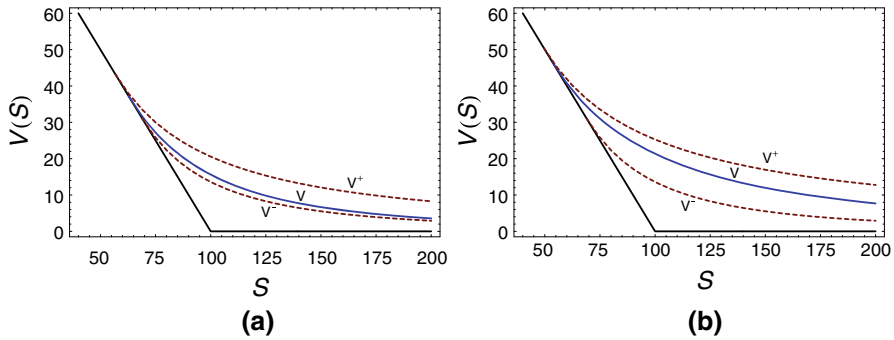
**Fig. 5** A plot of dependence of the free boundary position  $\varrho$  (a) and the perpetual American put option price  $V(E)$  (b) on the model parameter  $\mu$  for the RAPM model (6). The comparison of the free boundary position and its linear approximation (c)

**Table 3** The free boundary position  $\varrho$  and the option price  $V(S)$  evaluated at  $S = E$  for various values of the model parameter  $\mu \geq 0$  for the RAPM model

$\mu$	0.00	0.10	0.50	1.00	2.00	4.00	8.00
$\varrho$	68.9655	66.7331	59.6973	53.3234	44.5408	34.0899	23.6125
$V(E)$	13.5909	14.5761	17.9398	21.3434	26.6857	34.3393	44.1774

In the last examples shown in Fig. 6 we present comparison of the option price  $V(S)$  and the free boundary position  $\varrho$  for the Frey model (left) and the Risk adjusted pricing methodology model (right) with closed form explicit Merton’s solutions corresponding to the constant volatility.





**Fig. 6** The solid curve represents a graph of a perpetual American put option  $S \mapsto V(S)$  for the Frey model **(a)** with  $\mu = 0.1$  and the RAPM model **(b)** with  $\mu = 1$ . Sub- and super- solutions  $V^- = V_{\gamma^-}$  and  $V^+ = V_{\gamma^+}$  are depicted by dashed curves,  $V^+ < V^-$ . The model parameters:  $E = 100$ ,  $r = 0.1$  and  $\sigma_0 = 0.3$

## 5 Conclusions

In this paper we analyzed the free boundary problem for pricing perpetual American put option when the volatility is a function of the second derivative of the option price. We showed how the problem can be transformed into a single implicit equation for the free boundary position and explicit integral expression for the option price.

**Acknowledgements** This research was supported by the European Union in the FP7-PEOPLE-2012-ITN Project STRIKE—Novel Methods in Computational Finance (304617), the Project CEMAPRE MULTI/00491 financed by FCT/MEC through national funds and the Slovak research Agency Project VEGA 1/0251/16.

### Compliance with ethical standards

**Competing interests** The authors declare that they have no competing interests.

## References

- Amster, P., Averbuj, C. G., Mariani, M. C., & Rial, D. (2005). A Black–Scholes option pricing model with transaction costs. *Journal of Mathematical Analysis and Applications*, 303, 688–695.
- Avellaneda, M., & Paras, A. (1994). Dynamic hedging portfolios for derivative securities in the presence of large transaction costs. *Applied Mathematical Finance*, 1, 165–193.
- Bakstein, D., & Howison, S. (2004). *A non-arbitrage liquidity model with observable parameters*. Working paper. <http://eprints.maths.ox.ac.uk/53/>
- Barles, G., & Soner, H. M. (1998). Option pricing with transaction costs and a nonlinear Black–Scholes equation. *Finance and Stochastics*, 2, 369–397.
- Black, F., & Scholes, M. (1973). The pricing of options and corporate liabilities. *Journal of Political Economy*, 81, 637–654.
- Bordag, L. A. (2011). Study of the risk-adjusted pricing methodology model with methods of geometrical analysis. *Stochastics: International Journal of Probability and Stochastic Processes*, 83(4–6), 333–345.
- Bordag, L. A. (2015). *Geometrical properties of differential equations: Applications of the Lie group analysis in financial mathematics*. Singapore: World Scientific Publishing.

- Bordag, L. A., & Chmakova, A. Y. (2007). Explicit solutions for a nonlinear model of financial derivatives. *International Journal of Theoretical and Applied Finance*, 10(1), 1–21.
- Brennan, M. J., & Schwartz, E. S. (1977). The valuation of American put options. *Journal of Finance*, 32, 449–462.
- Cetin, U., Jarrow, R., & Protter, P. (2004). Liquidity risk and arbitrage pricing theory. *Finance and Stochastics*, 8(3), 311–441.
- Dewynne, J. N., Howison, S. D., Ruf, J., & Wilmott, P. (1993). Some mathematical results in the pricing of American options. *European Journal of Applied Mathematics*, 4, 381–398.
- Evans, J. D., Kuske, R., & Keller, J. B. (2002). American options on assets with dividends near expiry. *Mathematical Finance*, 12(3), 219–237.
- Fabiao, R. F., Grossinho, M. R., & Simoes, O. (2009). Positive solutions of a Dirichlet problem for a stationary nonlinear Black–Scholes equation. *Nonlinear Analysis, Theory, Methods and Applications*, 71, 4624–4631.
- Frey, R. (1998). Perfect option hedging for a large trader. *Finance and Stochastics*, 2, 115–142.
- Frey, R., & Patie, P. (2002). *Risk management for derivatives in illiquid markets: A simulation study. Advances in finance and stochastics* (pp. 137–159). Berlin: Springer.
- Frey, R., & Stremme, A. (1997). Market volatility and feedback effects from dynamic hedging. *Mathematical Finance*, 4, 351–374.
- Grossinho, M. R., & Morais, E. (2009). A note on a stationary problem for a Black–Scholes equation with transaction costs. *International Journal of Pure and Applied Mathematics*, 51, 557–565.
- Grossinho, M., Kord Faghan, Y., & Ševčovič, D. (2017). Analytical and numerical results for American style of perpetual put options through transformation into nonlinear stationary Black–Scholes equations. In M. Ehrhardt, M. Günther, & J. ter Maten (Eds.), *Novel methods in computational finance, Mathematics in industry* (Vol. 25, pp. 129–142). Berlin: Springer.
- Hoggard, T., Whalley, A. E., & Wilmott, P. (1994). Hedging option portfolios in the presence of transaction costs. *Advances in Futures and Options Research*, 7, 21–35.
- Hull, J. (1989). *Options, futures and other derivative securities*. Englewood Cliffs: Prentice Hall.
- Jandačka, M., & Ševčovič, D. (2005). On the risk adjusted pricing methodology based valuation of vanilla options and explanation of the volatility smile. *Journal of Applied Mathematics*, 3, 235–258.
- Kratka, M. (1998). No mystery behind the smile. *Risk*, 9, 67–71.
- Kwok, Y. K. (1998). *Mathematical models of financial derivatives*. Berlin: Springer.
- Lauko, M., & Ševčovič, D. (2011). Comparison of numerical and analytical approximations of the early exercise boundary of American put options. *ANZIAM Journal*, 51, 430–448.
- Leland, H. E. (1985). Option pricing and replication with transaction costs. *Journal of Finance*, 40, 1283–1301.
- Merton, R. (1971). Optimum consumption and portfolio rules in a continuous time model. *Journal of Economic Theory*, 3, 373–413.
- Merton, R. C. (1973). Theory of rational option pricing. *The Bell Journal of Economics and Management Science*, 4, 141–183.
- Schönbucher, P., & Wilmott, P. (2000). The feedback-effect of hedging in illiquid markets. *SIAM Journal of Applied Mathematics*, 61, 232–272.
- Stamcar, R., Ševčovič, D., & Chadam, J. (1999). The early exercise boundary for the American put near expiry: Numerical approximation. *Canadian Applied Math Quarterly*, 7, 427–444.
- Ševčovič, D. (2007). An iterative algorithm for evaluating approximations to the optimal exercise boundary for a nonlinear Black–Scholes equation. *Canadian Applied Math Quarterly*, 15, 77–97.
- Ševčovič, D., Stehlíková, B., & Mikula, K. (2011). *Analytical and numerical methods for pricing financial derivatives* (p. 309). Hauppauge: Nova Science.
- Ševčovič, D., & Žitňanská, M. (2016). Analysis of the nonlinear option pricing model under variable transaction costs. *Asia-Pacific Financial Markets*, 23(2), 153–174.
- Zhu, S.-P. (2006). A new analytical approximation formula for the optimal exercise boundary of American put options. *International Journal of Theoretical and Applied Finance*, 9, 1141–1177.