

<https://helda.helsinki.fi>

Search for resonant production of strongly coupled dark matter in proton-proton collisions at 13 TeV

The CMS collaboration

2022-06-29

The CMS Collaboration , Tumasyan , A , Adam , W , Eerola , P , Forthomme , L , Kirschenmann , H , Österberg , K , Voutilainen , M , Bharthuar , S , Brücken , E , Garcia , F , Havukainen , J , Heikkilä , J , Kim , M , Kinnunen , R , Lampén , T , Lassila-Perini , K , Laurila , S , Lehti , S , Lindén , T , Lotti , M , Luukka , P , Martikainen , L , Myllymäki , M E J , Ott , J , Pekkanen , J , Rantanen , M-M , Siikonen , H , Tuominen , E , Tuominiemi , J , Viinikainen , J , Petrow , H & Tuuva , T 2022 , ' Search for resonant production of strongly coupled dark matter in proton-proton collisions at 13 TeV ' , Journal of High Energy Physics , vol. 2022 , no. 6 , 156 . [https://doi.org/10.1007/JHEP06\(2022\)156](https://doi.org/10.1007/JHEP06(2022)156)

<http://hdl.handle.net/10138/348038>

[https://doi.org/10.1007/JHEP06\(2022\)156](https://doi.org/10.1007/JHEP06(2022)156)

cc_by

publishedVersion

Downloaded from Helda, University of Helsinki institutional repository.

This is an electronic reprint of the original article.

This reprint may differ from the original in pagination and typographic detail.

Please cite the original version.

RECEIVED: December 21, 2021

REVISED: April 21, 2022

ACCEPTED: May 18, 2022

PUBLISHED: June 29, 2022

Search for resonant production of strongly coupled dark matter in proton-proton collisions at 13 TeV



The CMS collaboration

E-mail: cms-publication-committee-chair@cern.ch

ABSTRACT: The first collider search for dark matter arising from a strongly coupled hidden sector is presented and uses a data sample corresponding to 138 fb^{-1} , collected with the CMS detector at the CERN LHC, at $\sqrt{s} = 13 \text{ TeV}$. The hidden sector is hypothesized to couple to the standard model (SM) via a heavy leptophobic Z' mediator produced as a resonance in proton-proton collisions. The mediator decay results in two “semivisible” jets, containing both visible matter and invisible dark matter. The final state therefore includes moderate missing energy aligned with one of the jets, a signature ignored by most dark matter searches. No structure in the dijet transverse mass spectra compatible with the signal is observed. Assuming the Z' boson has a universal coupling of 0.25 to the SM quarks, an inclusive search, relevant to any model that exhibits this kinematic behavior, excludes mediator masses of 1.5–4.0 TeV at 95% confidence level, depending on the other signal model parameters. To enhance the sensitivity of the search for this particular class of hidden sector models, a boosted decision tree (BDT) is trained using jet substructure variables to distinguish between semivisible jets and SM jets from background processes. When the BDT is employed to identify each jet in the dijet system as semivisible, the mediator mass exclusion increases to 5.1 TeV, for wider ranges of the other signal model parameters. These limits exclude a wide range of strongly coupled hidden sector models for the first time.

KEYWORDS: Beyond Standard Model, Dark Matter, Hadron-Hadron Scattering

ARXIV EPRINT: [2112.11125](https://arxiv.org/abs/2112.11125)

Contents

1	Introduction	1
2	The CMS detector	3
3	Signal model	4
4	Simulation	5
5	Event reconstruction and triggering	6
6	Event selection	8
7	Identification of semivisible jets	11
8	Background estimation	14
9	Systematic uncertainties	15
10	Results	18
11	Summary	21
	The CMS collaboration	29

1 Introduction

Over the past several decades, precision collider studies of elementary particles, such as the electroweak bosons, the top quark, and the recently discovered Higgs boson, have demonstrated remarkable agreement with theoretical calculations from the standard model (SM) of particle physics. However, many astronomical observations — including galaxy rotation curves [1, 2], strong (weak) gravitational lensing observations of galaxy cluster collisions [3] (large-scale structures [4]), and the cosmic microwave background power spectrum [5] — indicate the existence and prevalence of dark matter (DM). The SM is not sufficient to explain these observations, which provides a compelling motivation to search for DM in the context of physics beyond the SM.

Various extensions to the SM that include DM and are compatible with the astronomical data allow proton-DM scattering, DM-DM annihilation, or DM production at colliders. The possible masses of the DM particles and the particles that mediate the proton-DM interactions span at least 36 orders of magnitude [6]. Collider searches have primarily focused on models with weakly interacting massive particles (WIMPs). These WIMPs are typically predicted to fall in a favorable mass range for collider production [7] and present relatively clear signatures with missing momentum recoiling against visible SM particles. The CMS experiment has examined such signatures using different visible objects, including a jet or vector boson [8–10], a Higgs boson [11], a top quark [12], or jets from vector boson

fusion in the case of a Higgs portal [13]. These publications, along with similar searches from the ATLAS experiment [14–19], have reported no evidence for WIMP dark matter.

Hidden valley (HV) theories [20] are alternative scenarios that propose dark sectors with potentially multiple new particles and new forces, decoupled from the SM except for mediator particles. Searches conducted by the LHCb, ATLAS, and CMS experiments have not found evidence for models with dark photons, predicted by the simplest dark sectors with a new U(1) force [21–29]. Alternatively, the dark sector may contain a new confining force SU(N), an analog to quantum chromodynamics (QCD) in the SM. These models are largely unexplored in experimental searches; they generate dark showers, which present a wide range of novel kinematic signatures [30].

Several considerations motivate the search for a strongly coupled dark sector at the LHC. The abundance of visible matter arises from a baryon asymmetry and a similar mechanism may explain the abundance of dark matter [31]. Cosmological measurements of the dark matter density have established it to be of the same order as that of the visible matter, roughly a factor of five larger [32]. This observed similarity with visible matter suggests that dark matter may consist of composite particles. In some cases, the scale of the new confining force, also called dark QCD, may be related to SM QCD [33], favoring scales on the order of 10 GeV and mediator masses at the TeV scale. Generically, these models can produce the correct DM relic density [34].

In this paper, we consider the class of models proposed in refs. [35, 36], in particular the resonant production process $q\bar{q} \rightarrow Z' \rightarrow \chi\bar{\chi}$ depicted in figure 1. This process involves a leptophobic Z' boson mediator arising from a broken U(1) symmetry, with couplings to the SM quarks g_q and dark quarks g_χ . The dark sector contains several flavors of dark quarks (χ_1, χ_2, \dots) that form bound states called dark hadrons, which may be either stable or unstable. The unstable dark hadrons decay promptly to SM quarks, while the stable dark hadrons are DM candidates that traverse the detector without interacting. This leads to collimated mixtures of visible and invisible particles, known as “semivisible” jets (SVJ). The heavy Z' boson tends to be produced at rest, resulting in two jets that are back-to-back in the transverse plane. The total amount of missing transverse momentum is expected to be moderate because both jets contain invisible particles, so a portion of the transverse component of the overall missing momentum will cancel. Therefore, the signature of this model is a pair of jets along with the missing transverse momentum that is aligned with one of the jets. The jets are expected to be wider than typical SM jets because they arise from a multi-step process: the dark quarks shower and hadronize in the dark sector, the unstable dark hadrons decay to SM quarks, and finally the SM quarks shower and hadronize visibly. The SM quarks are much less massive than the dark hadrons, so they are produced in the intermediate decay step with significantly higher relative momentum, spreading out the SM particle showers.

The fraction of stable, invisible dark hadrons, $r_{\text{inv}} = N_{\text{stable}}/(N_{\text{stable}} + N_{\text{unstable}})$, can take any value between 0 and 1, as described in ref. [35]. Since events containing jets aligned with missing transverse momentum are explicitly rejected from the signal regions of existing collider DM searches, a significant portion of the parameter space of this model is not covered, particularly intermediate values of r_{inv} . The current DM searches are primarily

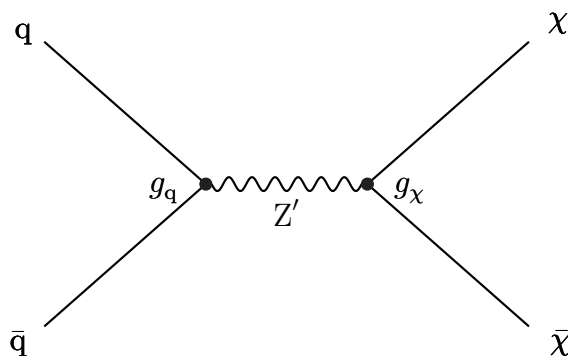


Figure 1. Feynman diagram of leading-order resonant production of dark quarks through a Z' mediator. The relevant couplings to SM quarks and dark quarks, g_q and g_χ , are indicated at the labeled vertices.

sensitive to dark sector models with $r_{\text{inv}} \approx 1$ that yield events with high missing momentum along with some initial-state radiation. The current dijet searches [37, 38] are sensitive to dark sector models with $r_{\text{inv}} \approx 0$ that yield events with two jets and low missing momentum. Therefore, the search presented here complements these efforts. The case where the unstable dark hadrons decay after some finite lifetime results instead in emerging jets [39], for which a search has already been conducted by CMS [40] using 13 TeV data corresponding to an integrated luminosity of 16.1 fb^{-1} . That search excluded mediator particles with masses up to 1.25 TeV for dark hadrons with masses between 1 and 10 GeV and decay lengths between 5 and 225 mm.

We analyze data from proton-proton (pp) collisions delivered by the CERN LHC in 2016–2018 and collected with the CMS detector. The data sample corresponds to an integrated luminosity of 138 fb^{-1} [41]. The search is conducted following a dual strategy, in which we present two sets of results. First, a generic or inclusive search is sensitive to any model that presents the signature of jets aligned with missing transverse momentum. Second, a dedicated search for the specific class of dark sector models introduced above uses a boosted decision tree (BDT) to distinguish semivisible jets from SM jets using jet substructure variables. The SM background is dominated by events in which a mismeasured jet causes artificial missing momentum. These events are composed only of jets produced through the strong interaction, which we will describe as the QCD multijet process. There are additional background contributions from the $t\bar{t}$, $W(\rightarrow \ell\nu)$ +jets, and $Z(\rightarrow \nu\bar{\nu})$ +jets processes, which produce events with genuine missing momentum associated with neutrinos. Tabulated results are provided in the HEPData record for this analysis [42].

2 The CMS detector

The central feature of the CMS apparatus is a superconducting solenoid of 6 m internal diameter, providing a magnetic field of 3.8 T. Within the solenoid volume are a silicon pixel and strip tracker, a lead tungstate crystal electromagnetic calorimeter (ECAL), and a brass and scintillator hadron calorimeter (HCAL), each composed of a barrel and two endcap sections. The ECAL comprises 75,848 readout channels, of which 1.0–1.4%

were nonfunctional during the LHC data-taking period considered in this paper. Forward calorimeters extend the pseudorapidity coverage provided by the barrel and endcap detectors. Muons are measured in gas-ionization detectors embedded in the steel flux-return yoke outside the solenoid. Events of interest are selected using a two-tiered trigger system. The first level, composed of custom hardware processors, uses information from the calorimeters and muon detectors to select events at a rate of around 100 kHz within a fixed latency of about $4 \mu\text{s}$ [43]. The second level, known as the high-level trigger, consists of a farm of processors running a version of the full event reconstruction software optimized for fast processing, and reduces the event rate to around 1 kHz before data storage [44]. A more detailed description of the CMS detector, together with a definition of the coordinate system used and the relevant kinematic variables, can be found in ref. [45].

3 Signal model

The implementation of the Z' signal HV model is based on ref. [35]. The mediator mass $m_{Z'}$ and couplings g_q and g_χ are undetermined parameters. The production cross section $\sigma_{Z'}$ is determined by $m_{Z'}$ and g_q , while the branching fraction $\mathcal{B}_{\text{dark}} = \mathcal{B}(Z' \rightarrow \chi\bar{\chi})$ depends on both g_q and g_χ . The effective cross section is defined as the product $\sigma_{Z'}\mathcal{B}_{\text{dark}}$. The dark QCD force is carried by a dark gluon, and binds the dark quarks into dark hadrons, which can be pseudoscalars (π) or vectors (ρ). The unstable dark hadrons are π_{dark} and ρ_{dark} , respectively, while the stable dark hadrons are $\pi_{\text{dark}}^{\text{DM}}$ and $\rho_{\text{dark}}^{\text{DM}}$. The dark hadrons are assumed to be degenerate in mass, with the mass scale m_{dark} as another parameter. The coupling strength of the dark QCD force, α_{dark} , is also undetermined; its value primarily influences the dark shower dynamics by modifying the multiplicity and the transverse momentum p_T of the dark hadrons, as well as the width of the resulting spray of particles. The last parameter of interest is the fraction of invisible dark hadrons, r_{inv} . The variation of this fraction is not considered in other theories, making it the most novel parameter. In summary, the leptophobic Z' model has five parameters: the effective cross section, $m_{Z'}$, m_{dark} , α_{dark} , and r_{inv} .

For the search presented here, we restrict the range of the mass scale m_{dark} between 1 and 100 GeV; the lower bound is determined by modeling constraints in the PYTHIA [46] generator, while the upper bound ensures enough hadrons are produced to form a dark shower and the corresponding semivisible jet. The mass of the dark quark species is fixed at $m_\chi = m_{\text{dark}}/2$, following ref. [35]. The running coupling α_{dark} can also be expressed in terms of the dark coupling scale Λ_{dark} , which has dimensions of energy, as $\alpha_{\text{dark}}(\Lambda_{\text{dark}}) = \pi/(b_0 \ln(Q_{\text{dark}}/\Lambda_{\text{dark}}))$, with the factor $b_0 = (11N_c^{\text{dark}} - 2N_f^{\text{dark}})/6$. Here, we choose the number of dark colors $N_c^{\text{dark}} = 2$, the number of dark flavors $N_f^{\text{dark}} = 2$, and the scale $Q_{\text{dark}} = 1 \text{ TeV}$. The effects from changing Λ_{dark} depend strongly on the dark hadron mass, so we choose the scale to maximize the number of dark hadrons in the shower for each m_{dark} value. An analytic solution for this requirement is not known, so an approximate numerical relationship $\Lambda_{\text{dark}}^{\text{peak}} = 3.2(m_{\text{dark}})^{0.8} \text{ GeV}$, with m_{dark} in GeV, is obtained using PYTHIA. The benchmark value $\alpha_{\text{dark}}^{\text{peak}}$ is computed from $\Lambda_{\text{dark}}^{\text{peak}}$ with the above equation, and we consider variations of $\pm 50\%$ ($\alpha_{\text{dark}}^{\text{low}}$, $\alpha_{\text{dark}}^{\text{high}}$). The smallest values for N_c^{dark} and N_f^{dark}

that reproduce the expected behavior of the model — the formation of both stable and unstable dark hadrons — are chosen. Hence, the dark QCD is a confining $SU(2)$ force in this model. We choose $g_q = 0.25$ and $g_\chi = 1.0/\sqrt{N_c^{\text{dark}}N_f^{\text{dark}}} = 0.5$ as the values for the Z' boson couplings. With these choices, the production cross section, branching fraction, and mediator width are compatible with the benchmark model recommended by the LHC DM Working Group [47]. In particular, the branching fraction is $\mathcal{B}_{\text{dark}} = 47\%$ and the mediator width is $\Gamma_{Z'}/m_{Z'} = 5.6\%$, for which the narrow width approximation holds [48]. The difference between the g_χ value and the LHC DM coupling benchmark value $g_{\text{DM}} = 1.0$ accounts for the multiple flavors and colors of dark quarks.

Several features of the HV model are implemented by modifying PYTHIA parameters for particle branching fractions. The dark hadrons may be stable or unstable. The unstable vector dark hadrons ρ_{dark} can decay to a pair of SM quarks of any flavor with equal probability, as long as $m_{\text{dark}} \geq 2m_q$. In contrast, the unstable pseudoscalar dark hadrons π_{dark} must decay through a mass insertion, and therefore decay preferentially to more massive SM quarks [35]. This preference is reflected in their branching fractions, which are calculated including the effect of quark mass running [49]. To simulate the stable dark hadrons, we reduce the dark hadron branching fraction to SM quarks according to the value of the r_{inv} parameter. The probability of producing a vector dark hadron is set to 0.75. Finally, a \mathbb{Z}_2 symmetry is explicitly enforced by rejecting events with an odd number of stable dark hadrons.

4 Simulation

We use simulated samples to model signal and SM background processes. Because of changes in detector conditions, including detector upgrades and aging, we use separate samples for each year of data taking: 2016, 2017, and 2018. The detector response to simulated particles is modeled using the GEANT4 software [50]. Custom simulations of the detector electronics are used to produce readouts similar to those observed in data. Multiple pp interactions (pileup) are also included in the simulation. The simulated samples are corrected to make the pileup distribution match the distribution in data as closely as possible.

The MADGRAPH5_aMC@NLO event generator [51] with the MLM matching procedure [52] is used to simulate the $t\bar{t}$, $W(\rightarrow \ell\nu)+\text{jets}$, and $Z(\rightarrow \nu\bar{\nu})+\text{jets}$ processes with leading-order (LO) matrix element calculations including up to three, four, and four additional partons, respectively. The 2016 samples were generated with MADGRAPH5_aMC@NLO 2.2.2 and the 2017 and 2018 samples with MADGRAPH5_aMC@NLO 2.4.2. These samples are normalized to the next-to-next-to-leading-order (NNLO) cross sections [53–59]. The PYTHIA generator is used to simulate the QCD multijets process at LO as a $2\rightarrow 2$ interaction, with versions 8.212, 8.226, and 8.230 employed for the 2016, 2017, and 2018 simulated samples, respectively. The QCD multijet simulation is normalized to the LO cross section provided by PYTHIA, and an empirically estimated correction of 1.2–1.9, taking into account different detector conditions during the three data-taking periods, is applied to account for the difference in the order of the cross section computation relative to the other backgrounds. The same versions of PYTHIA are used to simulate parton showering and hadronization

Scan	$m_{Z'}$ [TeV]	m_{dark} [GeV]	r_{inv}	α_{dark}
1	1.5–5.1	1–100	0.3	$\alpha_{\text{dark}}^{\text{peak}}$
2	1.5–5.1	20	0–1	$\alpha_{\text{dark}}^{\text{peak}}$
3	1.5–5.1	20	0.3	$\alpha_{\text{dark}}^{\text{low}} - \alpha_{\text{dark}}^{\text{high}}$

Table 1. The three two-dimensional signal model parameter scans. For each scan, the ranges of the parameters that are varied in that scan are indicated by dashes.

for all SM processes. For the samples associated with the 2016 data set, those generated with MADGRAPH use the NNPDF3.0 LO [60] parton distribution functions (PDF) and those generated with PYTHIA use NNPDF2.3 LO [61]; all of them use the CUETP8M1 [62] underlying-event tune for PYTHIA. The 2017 and 2018 samples use the NNPDF3.1 NNLO PDFs [63] and the CP5 tune [64]. The simulations of SM background processes are used to compare to signal in order to optimize various kinematic criteria for sensitivity, to check the agreement with data for basic kinematic variables, and to train the BDT.

The simulated signal samples are also generated with PYTHIA, using version 8.226 for 2016 and 8.230 for 2017 and 2018. The dedicated HV module is used for the showering and hadronization of the dark hadrons. Compared to the SM background simulation, newer versions of PYTHIA are used for the signal simulation in order to incorporate essential features, such as the running of the dark coupling. The 2016 samples use the NNPDF2.3 LO PDF and the CUETP8M1 tune, and the 2017 and 2018 samples use the NNPDF3.1 LO PDF [63] and the CP2 tune [64]. The samples are normalized using next-to-leading-order cross sections computed with a universal coupling between the Z' boson and the SM quarks.

As described in section 3, the signal model has five free parameters, four of which affect the physical properties of the resulting events, while the effective cross section just affects the total yield of events containing semivisible jets. We define the benchmark values for these parameters as $m_{Z'} = 3.1$ TeV, $m_{\text{dark}} = 20$ GeV, $r_{\text{inv}} = 0.3$, and $\alpha_{\text{dark}} = \alpha_{\text{dark}}^{\text{peak}}$, where $\alpha_{\text{dark}}^{\text{peak}} \approx 0.313$ for $m_{\text{dark}} = 20$ GeV. These values are chosen to have high acceptance for the selection defined in section 6. To keep the number of concrete models to a reasonable level, we generate simulated samples varying only two parameters at a time, producing three two-dimensional “scans” of the model parameter space shown in table 1. These scans will be used to interpret the results of the search, with the search variable distributions for each signal model formed directly from the simulated events.

5 Event reconstruction and triggering

The events recorded with the CMS detector are reconstructed using the particle-flow (PF) algorithm [65], which aims to identify every particle in each event. The PF algorithm combines information from all subdetector systems in an optimized manner. Each reconstructed particle, also called a PF candidate, is identified as a charged hadron, electron, muon, neutral hadron, or photon. The anti- k_T algorithm [66, 67] is used to cluster the PF candidates into jets. The missing transverse momentum vector \vec{p}_T^{miss} is computed as

the negative vector \vec{p}_T^{miss} sum of the PF candidates in an event; its magnitude is denoted as p_T^{miss} [68]. In order to improve the quality of the PF reconstruction, additional identification criteria are applied to electron [69] and muon candidates [70], which are required to have $p_T > 10 \text{ GeV}$ and $|\eta| < 2.4$.

The candidate vertex with the largest value of summed physics-object p_T^2 is taken to be the primary pp interaction vertex, where the physics objects used for this determination are the jets and the missing transverse momentum. For the vertex calculation, the tracks assigned to each vertex serve as input to the jet clustering algorithm, and the missing transverse momentum is the negative vector \vec{p}_T^{miss} sum of the resulting jets. Only charged-particle tracks associated with the primary vertex are considered when reconstructing the final collection of PF candidates. Rejecting tracks associated with other vertices reduces the impact of pileup.

Two types of jets are used in this search. The primary collection of jets with $p_T > 200 \text{ GeV}$ is reconstructed using a distance parameter of $R = 0.8$ for the clustering algorithm, because the signal jets are expected to have a broader radiation pattern than the SM background jets. We denote these reconstructed objects with a capital J, and we refer to them simply as “jets” in the rest of the paper. The pileup-per-particle identification (PUPPI) algorithm [71] is used to mitigate the effect of pileup on the jets. The PUPPI algorithm makes use of a local shape variable that reflects the collinear versus soft diffuse structure in the neighborhood of the particle. With this variable, as well as with event pileup properties and tracking information at the reconstructed particle level, the algorithm computes the probability that a given neutral PF candidate results from pileup. The candidate momentum is multiplied by this probability [72]. The jets are further corrected to account for nonlinearities in the detector energy response [73]. In simulated samples, the jet p_T is smeared using measured resolutions to match the observed data. A set of quality criteria is applied to reject spurious jets arising from instrumental sources [74].

The jet clustering algorithm is also employed with a distance parameter of $R = 0.4$ to produce a second collection of jets, which are then required to have $p_T > 30 \text{ GeV}$. We denote these reconstructed objects with a lowercase j, and we refer to them as “narrow jets” in the rest of the paper. The narrow jets are employed in the trigger and are also used to mitigate instrumental backgrounds, which are unrelated to the expected size and scale of the signal jets. Energy corrections are also applied to the narrow jets, with an area-based pileup subtraction [72, 75] used in place of the PUPPI algorithm. The effect of the narrow-jet energy corrections is propagated to the missing transverse momentum.

The data set considered in this paper is collected using triggers that place requirements on the narrow-jet p_T or on the H_T , which is the scalar p_T sum of all narrow jets with $p_T > 30 \text{ GeV}$ and $|\eta| < 3.0$. The triggers used in 2016 (2017–2018) require a jet with $p_T > 450 (500) \text{ GeV}$ or $H_T > 900 (1050) \text{ GeV}$. The thresholds were raised in 2017 to compensate for higher instantaneous luminosity. The efficiency for an event to pass any of these trigger conditions is measured in data using a data set collected with an independent trigger that requires a muon with $p_T > 50 \text{ GeV}$. The selection requirements that ensure a high trigger efficiency are described in the next section.

6 Event selection

We select events with at least two jets. Any event in which the two highest p_T jets are not both within $|\eta| < 2.4$ is rejected. Events with missing transverse momentum that have substantial energy in the endcap region are significantly more likely to originate from beam halo or noise induced by the radiation damage, rather than from signal events, which tend to populate the barrel region. Therefore, this requirement eliminates several sources of instrumental background, while having a negligible impact on the signal efficiency.

The dijet transverse mass m_T is used as the search variable. In signal processes, it forms a peak with a kinematic endpoint at $m_{Z'}$ and therefore approximately reconstructs the mass of the Z' mediator, while in background processes, it is expected to have a smoothly falling spectrum. This can be observed in figures 5–6 in section 8. The dijet transverse mass is computed from the four-vector of the dijet system and the \vec{p}_T^{miss} [35]:

$$\begin{aligned}
 m_T^2 &= \left[E_{T,\text{JJ}} + E_T^{\text{miss}} \right]^2 - \left[\vec{p}_{T,\text{JJ}} + \vec{p}_T^{\text{miss}} \right]^2 \\
 &= m_{\text{JJ}}^2 + 2p_T^{\text{miss}} \left[\sqrt{m_{\text{JJ}}^2 + p_{T,\text{JJ}}^2} - p_{T,\text{JJ}} \cos(\phi_{\text{JJ,miss}}) \right].
 \end{aligned}
 \tag{6.1}$$

Here, m_{JJ} is the invariant mass of the system composed of the two highest p_T jets, and $\vec{p}_{T,\text{JJ}}$ is the vector sum of their \vec{p}_T . The quantity $E_{T,\text{JJ}}^2$ is defined as $m_{\text{JJ}}^2 + |\vec{p}_{T,\text{JJ}}|^2$, while we assume that there is just one massless, invisible particle in the final state, implying the missing transverse energy $E_T^{\text{miss}} = p_T^{\text{miss}}$. This enables the simplification in the second line of eq. (6.1), with $\phi_{\text{JJ,miss}}$ as the azimuthal angle between the dijet system and the missing transverse momentum. Bins of width 100 GeV are used when measuring the m_T distribution; this width provides sufficiently populated bins for the majority of the spectrum.

The transverse ratio is defined as $R_T = p_T^{\text{miss}}/m_T$ and used in the selection instead of p_T^{miss} to identify events with invisible particles. This is because p_T^{miss} is correlated with m_T , and therefore placing a requirement directly on p_T^{miss} would shift the peak of the background distribution to higher m_T values, as well as causing the distribution to have a shallower slope. The requirement $R_T > 0.15$, shown in figure 2 (left), rejects 99% of simulated QCD background events. In particular, this requirement removes the majority of t -channel QCD events, which have higher m_T than s -channel events, but still low p_T^{miss} , and therefore lower R_T values. Accordingly, the proportion of background events from the $t\bar{t}$, W +jets, and Z +jets processes, collectively described as the electroweak background, is enhanced.

The remaining t -channel QCD events have low trigger efficiency, because their high m_T values arise from the large $\Delta\eta(J_1, J_2) = |\eta_{J_1} - \eta_{J_2}|$ separation between the two highest p_T jets, rather than from the jet p_T that is the basis of the trigger. To reject these events, we additionally require $\Delta\eta(J_1, J_2) < 1.5$. With these requirements applied, the efficiency of the jet-based triggers is measured in the data to have a plateau at 98% for $m_T > 2.0$ TeV. Events with $m_T > 1.5$ TeV are selected to be in the fully efficient region, defined as an efficiency of at least 95% of the plateau value, in order to ensure that the background events will have a falling spectrum. The simulated signal and background events are corrected to match the measured trigger efficiency for each year of data taking.

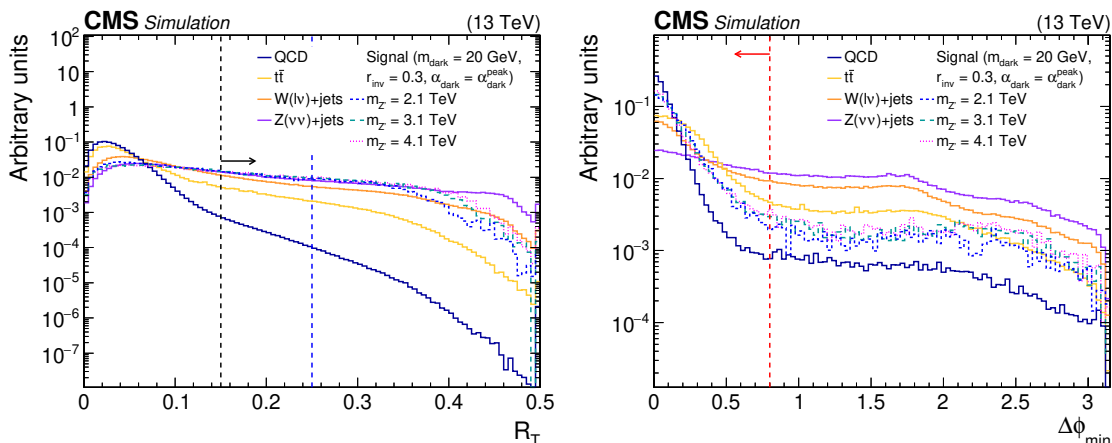


Figure 2. The normalized distributions of the characteristic variables R_T and $\Delta\phi_{\min}$ for the simulated SM backgrounds and several signal models. For each variable, the requirement on that variable is omitted, but all other preselection requirements are applied. The black (red) vertical dotted line indicates the preselection (final selection) requirement on the variable, if any. The blue vertical dotted line indicates the boundary between different signal regions. The last bin of each histogram includes the overflow events.

In order to reduce the $t\bar{t}$ and $W(\rightarrow \ell\nu)+\text{jets}$ backgrounds, we veto events containing electrons or muons passing the kinematic and identification criteria noted in section 5, along with an additional requirement that the lepton candidates are isolated from other particles. In other words, we require the number of electrons N_e to equal 0 and the number of muons N_μ to equal 0. Isolation is applied to reduce the contributions from jets misidentified as leptons, or leptons arising from hadron decays rather than prompt W boson decays. It is quantified using the relative variable $I_{\text{mini}}(\ell) = (\sum_{\Delta R_{\text{max}}} p_{T,h^\pm} + \max[0, \sum_{\Delta R_{\text{max}}} p_{T,\gamma} + p_{T,h^0} - p_{T,\text{pileup}}/2])/p_{T,\ell}$, where the different particle candidates are denoted by ℓ for the charged lepton, h^\pm for charged hadrons, γ for photons, and h^0 for neutral hadrons. The label “pileup” in the last term denotes charged hadrons that do not originate from the primary vertex and are used to estimate additional energy coming from neutral candidates whose vertex cannot be determined. All the sums consider candidates within a cone of $\Delta R = \sqrt{(\Delta\eta)^2 + (\Delta\phi)^2} < \Delta R_{\text{max}}$, where ΔR_{max} is 0.2 for $p_{T,\ell} \leq 50$ GeV, $10 \text{ GeV}/p_{T,\ell}$ for $50 < p_{T,\ell} < 200$ GeV, and 0.05 for $p_{T,\ell} \geq 200$ GeV. The radius of the cone decreases with increasing charged-lepton p_T in order to account for the effect of the Lorentz boost of the lepton’s parent particle; a larger boost leads to more collimated decay products [76]. We require $I_{\text{mini}}(\mu) < 0.4$ or $I_{\text{mini}}(e) < 0.1$. The lepton vetoes reject 40% of the $t\bar{t}$ and $W(\rightarrow \ell\nu)+\text{jets}$ background events that remain after applying the selection requirements described previously in this section. The events that cannot be rejected contain “lost” leptons that fail some aspect of the kinematic, identification, or isolation criteria.

Events with anomalously high p_T^{miss} values can occur due to a variety of reconstruction failures, detector malfunctions, or other noncollision backgrounds. These events are rejected by dedicated filters designed to identify at least 85% of the anomalous events, while having a false positive rate less than 0.1% [68]. The leading source of instrumental

background is mismeasurement of jet energy because of nonfunctional ECAL readout channels ($c_{\text{nonfunctional}}$). We employ a filter, optimized for the kinematic phase space of this search, to identify the nonfunctional channels. This approach relies on the fact that the production of jets in physical SM multijet processes is expected to be isotropic in ϕ . Because of the R_T requirement for nonnegligible missing transverse momentum, multijet background events will be preferentially selected if one of the jets is mismeasured because it overlaps with a nonfunctional channel. Therefore, regions with nonfunctional channels can be identified as enhancements in the η - ϕ distributions of the two highest p_T narrow jets in each event. In this custom filter, an enhancement is defined as a bin having a value approximately five standard deviations larger than the mean value for the distribution. Events are rejected if either of the two highest p_T narrow jets overlaps with a nonfunctional channel identified in this way, determined by $\Delta R(j_{1,2}, c_{\text{nonfunctional}}) < 0.1$. This custom filter eliminates 40% of the remaining QCD background, while only reducing the signal efficiency by approximately 5%.

The requirements described above constitute the initial selection or “preselection”. Preselected events are used to verify basic agreement in kinematic variables between data and simulation, as well as to train the semivisible jet identification algorithm, described in section 7. As the final selection, we apply the three additional criteria described below that further enhance the signal relative to the backgrounds.

First, an unphysical contribution from misreconstructed jets, which are found to produce events with artificially high m_T values, is rejected by vetoing events where the leading narrow jet has a photon energy fraction $f_\gamma > 0.7$ and $p_T > 1.0$ TeV. These events, which appear only in the observed data and were identified using a control region with the requirement $1.5 < \Delta\eta(J_1, J_2) < 2.2$, arise from rare failures in certain ECAL reconstruction algorithms. Second, in the later portion of the 2018 data-taking period, corresponding to 38.65 fb^{-1} , a section of the HCAL was not active. Because this effect was not included in the detector simulation, we reject events in which any narrow jet falls into the inactive section ($-3.05 < \eta < -1.35$, $-1.62 < \phi < -0.82$), which reduces the signal efficiency by approximately 6% within the affected data-taking period. Third, the minimum angle between the jets and the \vec{p}_T^{miss} is defined as $\Delta\phi_{\text{min}} = \min[\Delta\phi(\vec{J}_1, \vec{p}_T^{\text{miss}}), \Delta\phi(\vec{J}_2, \vec{p}_T^{\text{miss}})]$. Events with $\Delta\phi_{\text{min}} < 0.8$, shown in figure 2 (right), are selected because the missing momentum aligns with the jets in signal events. The signal efficiency for the benchmark signal model after the final selection is 17%.

We define two signal regions for the inclusive search, low- R_T ($0.15 < R_T \leq 0.25$) and high- R_T ($R_T > 0.25$). Requiring $R_T > 0.25$ is found to maximize the signal sensitivity when only one signal region is considered. However, including the low- R_T events as a separate signal region still reduces the expected cross section exclusion by an additional 60% on average, and therefore we use both regions. The low- R_T signal region also improves the sensitivity to signal models with $r_{\text{inv}} = 0$, which have smaller, but nonnegligible p_T^{miss} from decays of heavy flavor hadrons, and therefore populate this region.

The values used in the requirements on $\Delta\eta(J_1, J_2)$, $\Delta R(j_{1,2}, c_{\text{nonfunctional}})$, $\Delta\phi_{\text{min}}$, and R_T are optimized to ensure maximal separation between signal and background, using the figure of merit $F = \sqrt{2[(S+B) \ln(1+S/B) - S]}$ [77]. F is computed by comparing the

Preselection requirements
$p_T(J_{1,2}) > 200 \text{ GeV}, \eta(J_{1,2}) < 2.4$
$R_T > 0.15$
$\Delta\eta(J_1, J_2) < 1.5$
$m_T > 1.5 \text{ TeV}$
$N_\mu = 0$
$N_e = 0$
p_T^{miss} filters
$\Delta R(j_{1,2}, c_{\text{nonfunctional}}) > 0.1$
Final selection requirements
veto $f_\gamma(j_1) > 0.7$ & $p_T(j_1) > 1.0 \text{ TeV}$
veto $-3.05 < \eta_j < -1.35$ & $-1.62 < \phi_j < -0.82$ *
$\Delta\phi_{\text{min}} < 0.8$

Table 2. Summary of the preselection and final selection requirements. The symbol * indicates a selection applied only to the later portion of the 2018 data.

yield B of the simulated background processes to the yield S of the signal model, considering events with m_T in the vicinity of the Z' boson mass. For example, for the benchmark signal model with $m_{Z'} = 3.1 \text{ TeV}$, events with $2.1 < m_T < 4.1 \text{ TeV}$ are included in the yield computation. The $\Delta\phi_{\text{min}}$ requirement is optimized by restricting B to the electroweak backgrounds; the QCD background is omitted in this case because it is expected to have low values of $\Delta\phi_{\text{min}}$, much like the signal. The requirements of the preselection and the final selection are summarized in table 2.

7 Identification of semivisible jets

The selection requirements described in section 6 rely on event-level quantities or basic kinematic properties of the reconstructed jets, leptons, and missing transverse momentum. Although they reject the vast majority of the SM background events, the remaining background is still more than two orders of magnitude larger than the expected number of signal events for the benchmark signal model. In order to reduce the background even further, we exploit the intrinsic differences between semivisible jets and SM jets. A number of variables have already been derived in other contexts to characterize jets in terms of their substructure. Many of these jet substructure variables may be used individually to provide weak discrimination between semivisible and SM jets. To improve the discriminating power, the useful variables are combined in a BDT, whose output is an optimized discriminator with values close to 1 for semivisible jets and close to 0 for SM jets. Jets with a discriminator value higher than a chosen working point (WP) are considered to be “tagged” as semivisible. Semivisible jet substructure [78, 79] and other tagging strategies [80] have also been explored at the phenomenological level.

The 15 BDT input variables, computed for each jet, originate from several categories. From heavy object identification, the N -subjettiness ratios τ_{21} and τ_{32} [81], the energy

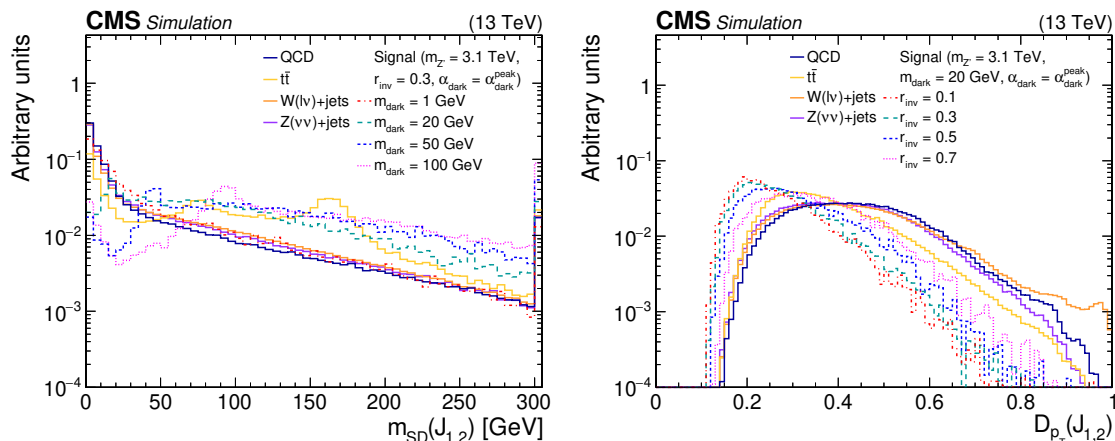


Figure 3. The normalized distributions of the BDT input variables m_{SD} and D_{p_T} for the two highest p_T jets from the simulated SM backgrounds and several signal models. Each sample’s jet p_T distribution is weighted to match a reference distribution (see text). The last bin of each histogram includes the overflow events.

correlation functions $N_2^{(1)}$ and $N_3^{(1)}$ [82], and the soft-drop mass m_{SD} [83] are used. From quark-gluon discrimination, the jet girth g_{jet} [84], the major and minor jet axes σ_{major} and σ_{minor} [85], and the p_T dispersion D_{p_T} [85] are used. The flavor-related variables used are the jet energy fractions for each type of constituent identified by the PF algorithm: f_{h^\pm} , f_e , f_μ , f_{h^0} , and f_γ . The angle between the jet and the missing transverse momentum, $\Delta\phi(\vec{J}, \vec{p}_T^{miss})$, is also included. Variables sensitive to the multiplicity of jet constituents are deliberately excluded, as this property is strongly correlated with the r_{inv} parameter of the signal model.

As noted previously, semivisible jets are expected to have wider and softer radiation patterns compared to typical SM jets. This is reflected in the quark-gluon variables, with the signal jets exhibiting larger values of g_{jet} , σ_{major} , and σ_{minor} , and smaller values of D_{p_T} . In addition, the signal jets are very unlikely to have multiple prongs in their substructure, which is reflected in their N -subjettiness and energy correlation function distributions. Unlike boosted heavy objects such as top quarks or W or Z bosons, whose mass is reflected in the m_{SD} of the resulting jet, the mass of the originating dark quark is not reflected in the m_{SD} distribution of semivisible jets. This difference occurs because semivisible jets are formed by strong hadronization processes in both the dark and visible sectors, rather than the two-prong weak decays of boosted heavy SM particles. However, in semivisible jets, the m_{SD} can reflect the dark hadron mass m_{dark} when a single hard fragmentation carries a significant portion of the jet energy. The jet energy fractions provide useful insight into the visible part of the signal jets, and because they are normalized to the total visible jet energy, they induce very little dependence on the signal model parameters. The distributions of m_{SD} and D_{p_T} are shown in figure 3 for the two highest p_T jets from the simulated SM backgrounds and several signal models, with the jet p_T distributions weighted as described below.

The BDT is trained using the SCIKIT-LEARN machine learning package [86] with the gradient boosting technique, and additional diagnostic information is provided by the REP

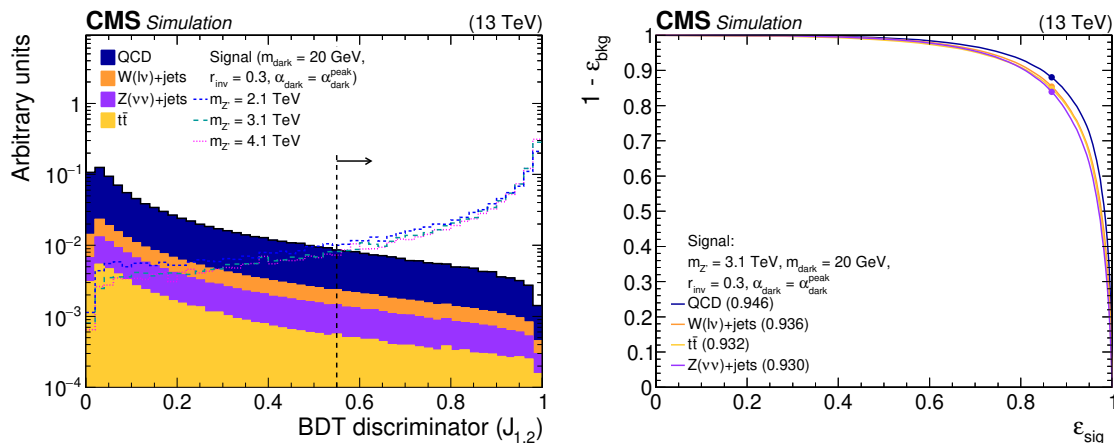


Figure 4. Left: the normalized BDT discriminator distribution for the two highest p_T jets from the simulated SM backgrounds and several signal models. The discriminator WP of 0.55 is indicated as a dashed line. Right: the BDT ROC curves for the two highest p_T jets, comparing the simulated SM backgrounds with one signal model. The area under the ROC curve is listed in parentheses for each pairing. The discriminator WP of 0.55 is indicated on each curve as a filled circle.

software [87]. The inputs are the two highest p_T jets from simulated signal and background samples, with the variables described above computed for each jet. We observe that the background simulation reproduces the observed distributions of the input variables. Only jets from events that pass the preselection, defined in section 6, are considered. The signal samples include various choices of parameters with relatively high acceptance for the preselection: $m_{Z'} \geq 1.5$ TeV, $m_{\text{dark}} \geq 10$ GeV, $0.1 \leq r_{\text{inv}} \leq 0.8$, and all α_{dark} variations. Each signal sample is weighted equally. Jets are classified as signal jets if they originate from one of the signal samples and if they are spatially associated with generator-level dark sector particles. A weight is assigned to each jet so that the p_T distributions of the signal and background jets match that of a benchmark signal with $m_{Z'} = 3.0$ TeV. This prevents the BDT from learning differences in the p_T distribution that arise from the originating process rather than the intrinsic nature of the jets, and it also prevents the BDT from forcing the background m_T distribution to resemble that of the signal. The background jets are taken from an equal mix of the QCD and $t\bar{t}$ processes. It was found that training on only one of those two background processes caused the BDT to misclassify jets from the other background process as signal jets at a rate of 10–20%. The BDT hyperparameters are optimized to maximize the signal efficiency at a background efficiency of 10%, while requiring low values of variables that measure overtraining and the correlation of the background efficiency with m_T .

The BDT exhibits strong and uniform rejection of jets from all of the SM background processes, while preserving a significant amount of the signal. The discriminator distribution and the receiver operator characteristic (ROC) curve are shown in figure 4. The five most important variables in the BDT are found to be the m_{SD} , $\Delta\phi(\vec{J}, \vec{p}_T^{\text{miss}})$, τ_{21} , τ_{32} , and D_{p_T} . Jet tagging algorithms are typically evaluated using three metrics: the accuracy (Acc.) of classifying signal jets (at a working point of 0.5), the area under the ROC curve (AUC),

Background	Acc.	AUC	$1/\varepsilon_{\text{bkg}} (\varepsilon_{\text{sig}} = 0.3)$
QCD	0.883	0.946	636.8
$t\bar{t}$	0.883	0.932	290.0
W+jets	0.883	0.936	477.1
Z+jets	0.883	0.930	455.4

Table 3. Metrics representing the performance of the BDT for the benchmark signal model ($m_{Z'} = 3.1$ TeV, $m_{\text{dark}} = 20$ GeV, $r_{\text{inv}} = 0.3$, $\alpha_{\text{dark}} = \alpha_{\text{dark}}^{\text{peak}}$), compared to each of the major SM background processes.

and the background rejection ($1/\varepsilon_{\text{bkg}}$) at a signal efficiency (ε_{sig}) of 30%. These metrics are provided for each background process, compared to the benchmark signal process, in table 3. The signal efficiency of the BDT exhibits some additional dependence on m_{dark} for several reasons. First, the important variable m_{SD} is less useful to distinguish signal jets at very low m_{dark} , where they more closely resemble QCD, and at very high m_{dark} , where they more closely resemble boosted W boson jets from $t\bar{t}$ events. Second, at very low m_{dark} , unstable dark hadrons cannot decay to b or c quarks, which changes the flavor content of the jets, including the jet energy fractions used in the BDT.

The final WP value is chosen to be 0.55; at this WP, the BDT rejects 84–88% of simulated background jets, while correctly classifying 87% of jets from the benchmark signal model. This choice retains sufficient events to facilitate the background estimation, which will be described in section 8. When the BDT is employed, we select subsets of the high- R_T and low- R_T inclusive signal regions by requiring that both jets in each event are tagged as semivisible. These signal regions are called high-SVJ2 and low-SVJ2. Events in which only one jet is tagged as semivisible are not found to provide significant additional sensitivity. Because semivisible jets do not occur in the SM, there is no viable approach to assess any difference in the tagger performance between data and simulation in signal events. Therefore, the results from the BDT-based regions assume that any residual differences are covered by the various other systematic uncertainties in the signal, which are described in section 9.

8 Background estimation

As described in the previous sections, QCD is the dominant SM background process, while the electroweak processes $t\bar{t}$, W+jets, and Z+jets provide smaller but nonnegligible contributions. The proportion of each background varies depending on the signal region, with QCD comprising 83–88% in the low- R_T and low-SVJ2 regions, but only 46–57% in the high- R_T and high-SVJ2 regions. In each region, the m_T distribution from each SM background processes is expected to be smoothly falling. The observed m_T distributions from each data-taking period are added together in each signal region, producing summed distributions that are used for the final results.

We fit the observed m_T distribution in each signal region with a functional form that represents this expected behavior, following the approach from traditional dijet searches,

such as ref. [37]. The primary fit function is:

$$g(x) = \exp(p_1 x) x^{p_2 [1 + p_3 \ln(x)]}, \quad (8.1)$$

where $x = m_T/\sqrt{s}$ (with $\sqrt{s} = 13$ TeV) and p_1 , p_2 , and p_3 are free parameters in the fit. The specific form of this function is chosen to improve numerical stability and reduce parameter correlations, in order to ensure a stable fit. To prevent the minimizer from finding false minima in the parameter space of the fit function, we adopt an approach in which many combinations of initial values, varying both sign and magnitude, are tested for each parameter, and the resulting fit with the lowest χ^2 value is chosen. Versions of the function with different numbers of free parameters are compared to each other, and the optimal number of parameters for the fit in each signal region is determined using the Fisher F -test [88]. The high- R_T region requires all three parameters, while the other three signal regions use the two-parameter version of the function, with p_3 set to 0.

An analytic fit could produce a biased background prediction if it were not sufficiently flexible to adapt to observed data that actually followed a different distribution. To quantify this potential bias, we also fit the data in each signal region with two secondary functions, one similar to those used in refs. [35, 37] and another based on the family used in refs. [89, 90]. We then randomly generate artificial pseudodata sets distributed according to the secondary function fits, with a similar yield to the observed data. For each pseudodata set, a maximum likelihood fit is performed, including both the background prediction from the primary function and a signal model with varying cross section. When generating these data sets, two cases are considered: no signal events injected, or signal events injected at the nominal Z' cross section. The method of varying initial values is also applied here, to ensure the best possible fit of the primary function to the secondary function. The result of each likelihood fit is an extracted cross section, which is compared to the injected cross section in the figure of merit $b = (\sigma_{\text{extracted}} - \sigma_{\text{injected}})/\varepsilon_{\sigma_{\text{extracted}}}$, where $\varepsilon_{\sigma_{\text{extracted}}}$ is the estimated uncertainty in the extracted cross section. It is found that $|b| \leq 0.5$ for both secondary functions and both signal injection cases. The background prediction is therefore determined to be sufficiently unbiased.

The results of the background-only fits are compared to the observed data in figure 5 for the inclusive signal regions and in figure 6 for the BDT-based regions. Applying the BDT to tag semivisible jets reduces the background by almost two orders of magnitude. A new resonance would appear as a significant excess of events in a range of m_T values, and no such excess with respect to the predictions is observed. The few events at high m_T values in the high- R_T region are consistent with the background prediction, within uncertainties. For $5 < m_T < 8$ TeV, we observe 6 events, while integrating the background-only fit predicts $8.4_{-1.4}^{+2.1}$; for $6 < m_T < 7$ TeV, we observe 4 events, while the prediction is $2.0_{-0.4}^{+0.6}$. We proceed to set limits on the effective cross sections for different signal models in section 10.

9 Systematic uncertainties

Various systematic uncertainties in the signal simulation are assessed. Most uncertainties arise from one of two possible sources. First, experimental uncertainties relate to measure-

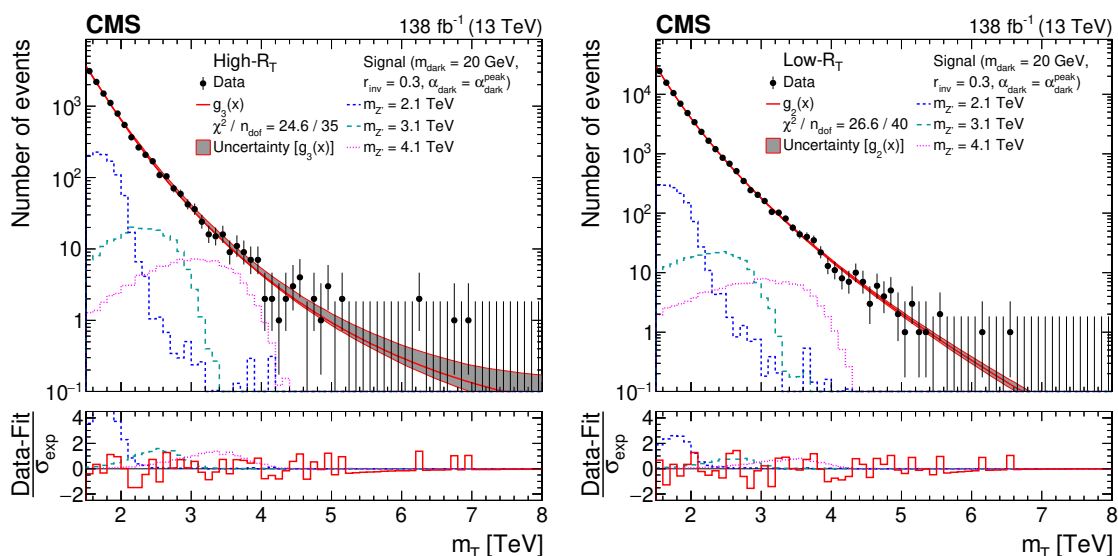


Figure 5. The m_T distribution for the high- R_T (left) and low- R_T (right) signal regions, comparing the observed data to the background prediction from the analytic fit ($g_3(x) = \exp(p_1 x)x^{p_2[1+p_3 \ln(x)]}$, $g_2(x) = \exp(p_1 x)x^{p_2}$, $x = m_T/\sqrt{s}$). The lower panel shows the difference between the observation and the prediction divided by the statistical uncertainty in the observation (σ_{exp}). The distributions from several example signal models, with cross sections corresponding to the observed limits, are superimposed.

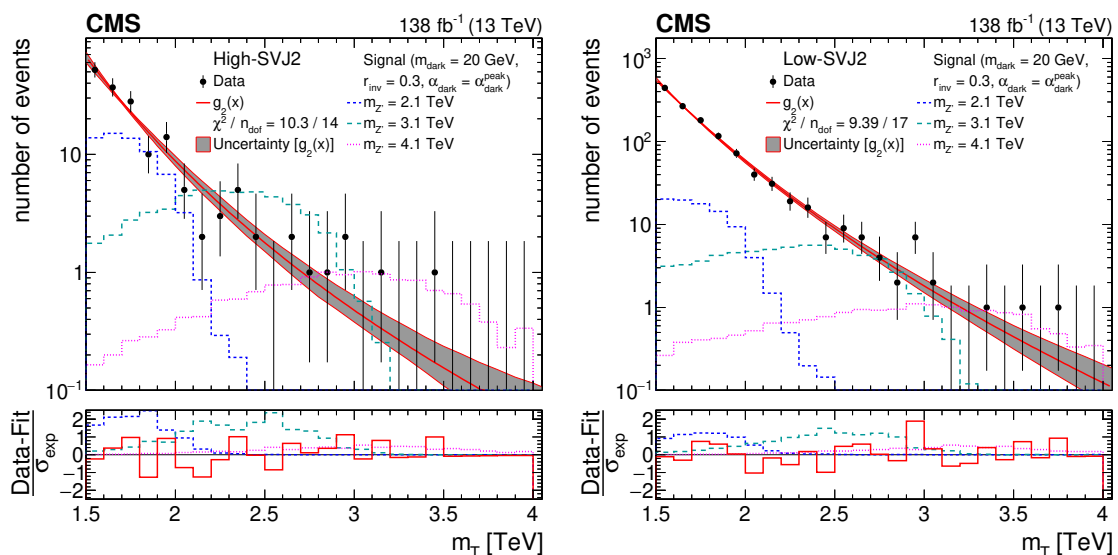


Figure 6. The m_T distribution for the high-SVJ2 (left) and low-SVJ2 (right) signal regions, comparing the observed data to the background prediction from the analytic fit ($g_2(x) = \exp(p_1 x)x^{p_2}$, $x = m_T/\sqrt{s}$). The lower panel shows the difference between the observation and the prediction divided by the statistical uncertainty in the observation (σ_{exp}). The distributions from several example signal models, with cross sections corresponding to the observed limits, are superimposed.

ments and detector and reconstruction effects, often occurring when a correction is applied to handle some difference between data and simulation. Second, theory uncertainties reflect possible variations in the generation of signal events. Some uncertainties, called “flat” uncertainties, affect just the signal yield, while other uncertainties, called “shape” uncertainties, affect both the yield and distribution of signal events. Experimental shape uncertainties are considered to be uncorrelated between each year of data taking. Uncertainties that affect just the yield and all theory uncertainties are considered to be correlated between each year of data taking, because their sources are common across all years. Finally, the statistical uncertainty from the limited number of simulated signal events is considered in each bin of the m_T distributions. The statistical uncertainty is uncorrelated for each bin of the m_T distribution and for each year of data taking. The effect of each uncertainty on the signal yield is summarized in table 4.

The flat experimental uncertainties include a 1.6% uncertainty in the measurement of the integrated luminosity of the data [41, 91, 92] and a 2.0% uncertainty in the measured trigger efficiency to account for potential kinematic differences between the signal regions and the control region used in the measurement. The remaining experimental uncertainties are shape uncertainties. These include uncertainties in the jet energy corrections and the jet energy resolution, which are evaluated depending on the jet p_T and η , and propagated to all jet-related kinematic variables and to the missing transverse momentum. The uncertainty in the pileup reweighting arises from the variation of the total inelastic cross section by 5% [93]. The statistical uncertainty in the muon trigger control region is propagated to the trigger efficiency correction as an additional systematic uncertainty.

The theory uncertainties are generally treated as shape uncertainties. The uncertainty in the PDFs is assessed by reweighting the generated events using the different PDF replicas [61, 63]; only the effect on the acceptance is considered. The uncertainty in the renormalization and factorization scales is computed by varying each scale by a factor of two [94–96]; as with the PDF uncertainty, only the effect on the acceptance is considered. The uncertainty in the parton shower model is found by similar variations of the renormalization scale used in PYTHIA [97]; the contributions to initial-state radiation (ISR) and final-state radiation (FSR) are considered separately. Because the jet energy corrections are measured for SM jets, whose constituents may be different than semivisible jets, we include an additional uncertainty in the jet energy scale, which is derived by comparing the generator-level jet p_T to the reconstructed jet p_T . The magnitude of the jet energy scale variation is typically 5%, in contrast with the 2% effect found when the same procedure is applied to the simulated electroweak backgrounds. As with the jet uncertainties described above, this effect is propagated to all jet-related variables and to the missing transverse momentum.

The parameters of the background fit function in each region, including the normalization, are freely floating. The uncertainties in these parameters arise from the statistical uncertainty in the data. As mentioned in section 8, the background prediction is found to be sufficiently unbiased that no additional uncertainty is needed. Overall, the largest impact on the sensitivity of the search comes from the background normalization in the high- R_T signal region, which can change by up to 10%. This is found to reduce the sensitivity, in terms of the excluded cross section, by a factor of roughly 2–4.

Uncertainty	Yield effect [%]
Integrated luminosity	1.6
Jet energy corrections	0.05–12
Jet energy resolution	0.02–2.3
Jet energy scale	0.29–21
PDF	0.0–5.3
Parton shower FSR	0.07–9.4
Parton shower ISR	0.0–2.9
Pileup reweighting	0.0–1.3
Renormalization and factorization scales	0.0–0.12
Statistical	1.2–4.9
Trigger control region	0.24–0.40
Trigger efficiency	2.0
Total	3.3–22

Table 4. The range of effects on the signal yield for each systematic uncertainty and the total. Values less than 0.01% are rounded to 0.0%.

10 Results

When interpreting the results, we consider the two inclusive signal regions together, and separately consider the two BDT-based signal regions together. The combined likelihood for each pair of signal regions is computed as the product of the likelihood from each bin in the m_T distributions. We set limits on the effective cross section $\sigma_{Z'}\mathcal{B}_{\text{dark}}$ at 95% confidence level (CL) using the modified frequentist CL_s approach [98, 99]. The systematic uncertainties described above are included in the maximum likelihood fit as nuisance parameters, with the flat uncertainties given log-normal prior distributions and the shape uncertainties given Gaussian prior distributions. This interpretation procedure is tested and validated by repeating the bias testing procedure described in section 8 for each pair of signal regions. The background fit parameters for each signal region are still treated as independent, but the injected and extracted signal cross sections are constrained to be the same in both regions in the pair. As in section 8, we find that the procedure is sufficiently unbiased.

The expected limits are derived from a special data set created by replacing the observed data with the central values of the background predictions from the analytic fits when comparing the likelihoods of the background-only and signal-plus-background hypotheses. The likelihood distributions from the special data set and the observed data are computed as a function of the effective cross section and are used to calculate the CL_s criterion following the asymptotic approximation [77]. The expected and observed limits are shown in two-dimensional planes of the signal parameters for the inclusive search in figure 7 and for the BDT-based search in figure 8. The exclusion contours are defined by comparison to the product of the theoretical cross section for Z' boson production and the Z' branching fraction to dark quarks. The results may be reinterpreted for different values of the Z' couplings and branching fractions in the range of validity of the narrow width approximation,

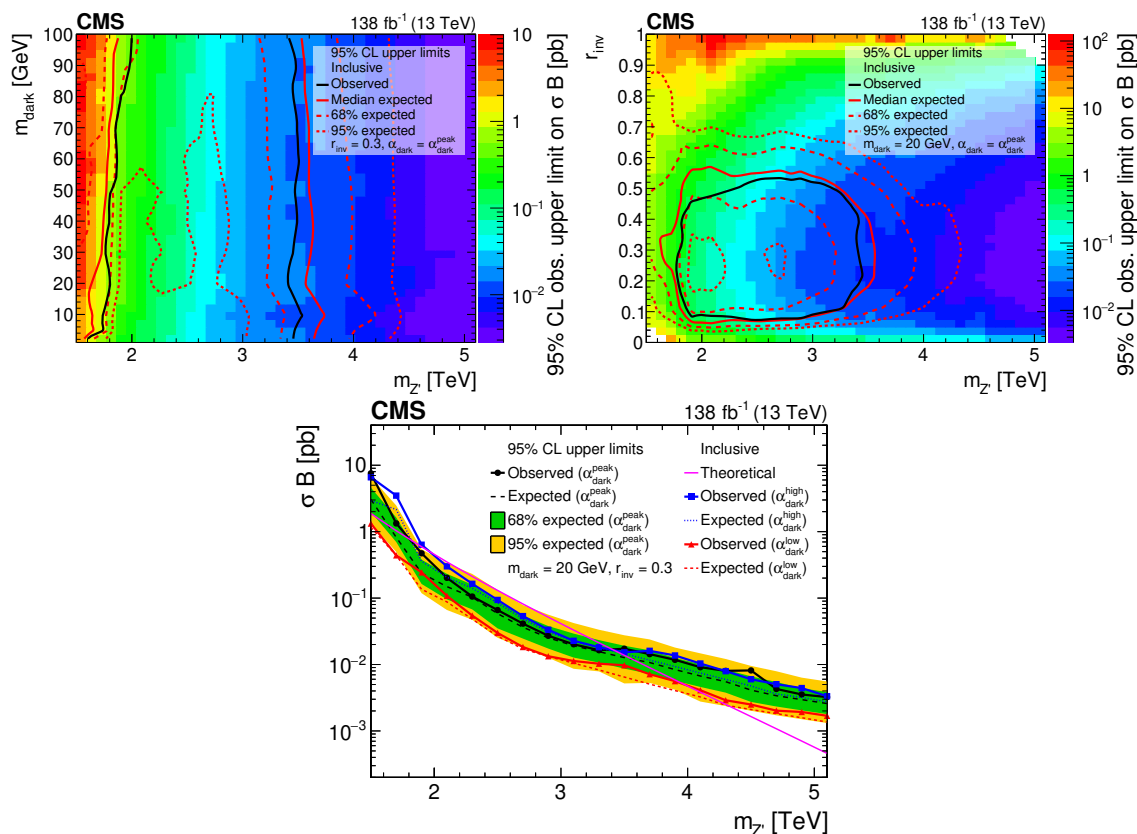


Figure 7. The 95% CL upper limits on the product of the cross section and branching fraction from the inclusive search, for variations of pairs of the signal model parameters. In the upper plots, the filled region indicates the observed upper limit. The solid black curves indicate the observed exclusions for the nominal Z' cross section, while the solid red curves indicate the expected exclusions, and the dashed lines indicate the regions containing 68 and 95% of the distributions of expected exclusions. In the upper left plot, the regions between the respective pairs of lines or below the inner 95% dashed line are excluded. In the upper right plot, the regions inside the circles are excluded. The lower plot shows the α_{dark} variation as multiple curves in one dimension, because there are only three parameter values considered. The black, blue, and red solid lines show the observed upper limits for each variation, while the dashed lines show the expected limits. The inner (green) and outer (yellow) bands indicate the regions containing 68 and 95%, respectively, of the distributions of expected limits. The purple solid line labeled “Theoretical” represents the nominal Z' cross section.

$\Gamma_{Z'}/m_{Z'} \lesssim 10\%$ [48]. To provide a continuous distribution, the limits for simulated signal models are logarithmically interpolated.

The results from the inclusive signal regions exclude observed (expected) values of up to $1.5 < m_{Z'} < 4.0$ TeV ($1.5 < m_{Z'} < 4.3$ TeV), with the widest exclusion range for models with $\alpha_{\text{dark}} = \alpha_{\text{dark}}^{\text{low}}$. Depending on the Z' mass, $0.07 < r_{\text{inv}} < 0.53$ ($0.06 < r_{\text{inv}} < 0.57$) and all m_{dark} and α_{dark} variations considered are also observed (expected) to be excluded. These exclusions do not rely strongly on the details of the jet substructure, so they can apply to many signal models that satisfy the final selection via a resonance that produces jets aligned with missing transverse momentum. In particular, because the BDT efficiency depends on

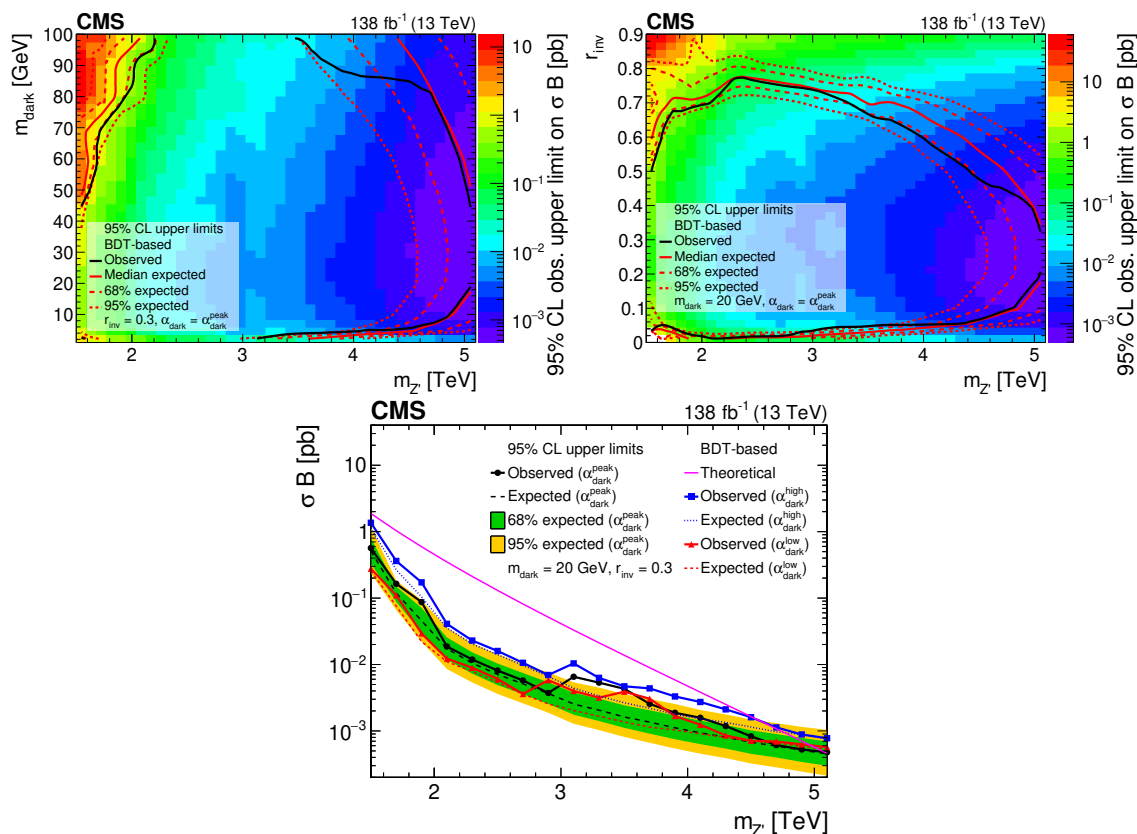


Figure 8. The 95% CL upper limits on the product of the cross section and branching fraction from the BDT-based search, for variations of pairs of the signal model parameters. In the upper plots, the filled region indicates the observed upper limit. The solid black curves indicate the observed exclusions for the nominal Z' cross section, while the solid red curves indicate the expected exclusions, and the dashed lines indicate the regions containing 68 and 95% of the distributions of expected exclusions. The regions inside the circles are excluded. The lower plot shows the α_{dark} variation as multiple curves in one dimension, because there are only three parameter values considered. The black, blue, and red solid lines show the observed upper limits for each variation, while the dashed lines show the expected limits. The inner (green) and outer (yellow) bands indicate the regions containing 68 and 95%, respectively, of the distributions of expected limits. The purple solid line labeled “Theoretical” represents the nominal Z' cross section.

m_{dark} , the inclusive search provides stronger limits at very high and very low m_{dark} values. Within the excluded range of r_{inv} values, the corresponding mass exclusion is more stringent than the DM mediator interpretation from the inclusive dijet search [37], which targets the Z' decay to SM quarks. In the HV model considered here, $\mathcal{B}_{\text{dark}}$ is similar to the branching fraction for $Z' \rightarrow q\bar{q}$, leading the two strategies to have similar sensitivities in regions where they have similar acceptance; for larger $\mathcal{B}_{\text{dark}}$ values, the relative advantage of the dedicated search strategy would increase. For signal models with very low or very high r_{inv} values, outside of the excluded range, the efficiency of the selection in this search decreases. The dijet resonance search [37] and searches based on missing transverse momentum recoiling against an ISR jet [10] provide better sensitivity for such signal models.

The results from the BDT-based signal regions increase the observed (expected) excluded mediator mass range to $1.5 < m_{Z'} < 5.1$ TeV ($1.5 < m_{Z'} < 5.1$ TeV) for wide ranges of the other signal parameters. The range of observed (expected) excluded r_{inv} values also increases to $0.01 < r_{\text{inv}} < 0.77$ ($0.01 < r_{\text{inv}} < 0.78$), and the m_{dark} and α_{dark} variations are excluded for a wider range of Z' masses. The observed upper limit on the mediator mass decreases compared to the expected limit in some regions of the signal model parameter space because of a small excess with a significance of 1–2 standard deviations around $m_{Z'} = 3.9$ TeV. The improved exclusions from the BDT apply strictly to signal models that produce dark showers with the characteristics described in sections 4 and 7.

11 Summary

We present the first collider search for resonant production of dark matter from a strongly coupled hidden sector. The search uses proton-proton collision data collected with the CMS detector in 2016–2018, corresponding to an integrated luminosity of 138 fb^{-1} at a center-of-mass energy of 13 TeV. The signal model introduces a dark sector with multiple flavors of dark quarks that are charged under a dark confining force and form stable and unstable dark hadrons. The stable dark hadrons constitute dark matter candidates, while the unstable dark hadrons decay promptly to standard model (SM) quarks, forming collimated sprays of both invisible and visible particles known as “semivisible” jets. The hidden sector communicates with the SM via a leptophobic Z' boson mediator. We consider variations in several parameters of the hidden sector signal model: the Z' mass, $m_{Z'}$; the dark hadron mass, m_{dark} ; the fraction of stable, invisible dark hadrons, r_{inv} ; and the running coupling of the dark force, α_{dark} .

We pursue a dual strategy to maximize both generality and sensitivity. The general version of the search, which uses only event-level kinematic variables, excludes models with $1.5 < m_{Z'} < 4.0$ TeV and $0.07 < r_{\text{inv}} < 0.53$ at 95% confidence level (CL), depending on the other signal model parameters. The more sensitive version of the search employs a boosted decision tree (BDT) to discriminate between signal and background jets. With the BDT-based search, the 95% CL exclusion limits extend to $1.5 < m_{Z'} < 5.1$ TeV and $0.01 < r_{\text{inv}} < 0.77$, for wider ranges of the other signal model parameters. Depending on the mediator mass, all variations considered for m_{dark} and α_{dark} can be excluded. These improvements indicate the power of machine learning techniques to separate dark sector signals from large SM backgrounds.

These results complement existing searches for dijet resonances and dark matter events with missing momentum and initial-state radiation. Existing strategies did not target strongly coupled hidden sector models, which produce events with jets aligned with moderate missing transverse momentum. Compared to standard dijet searches, the backgrounds are reduced and the resolution is improved by including missing momentum in the event selection and the resonance mass reconstruction, respectively. Events with jets aligned with missing momentum are explicitly rejected from other collider dark matter searches. In addition, the use of jet substructure provides a substantial increase in model-dependent

sensitivity. As a result, a wide range of these models with intermediate r_{inv} values are now excluded for the first time.

Acknowledgments

We congratulate our colleagues in the CERN accelerator departments for the excellent performance of the LHC and thank the technical and administrative staffs at CERN and at other CMS institutes for their contributions to the success of the CMS effort. In addition, we gratefully acknowledge the computing centers and personnel of the Worldwide LHC Computing Grid and other centers for delivering so effectively the computing infrastructure essential to our analyses. Finally, we acknowledge the enduring support for the construction and operation of the LHC, the CMS detector, and the supporting computing infrastructure provided by the following funding agencies: BMBWF and FWF (Austria); FNRS and FWO (Belgium); CNPq, CAPES, FAPERJ, FAPERGS, and FAPESP (Brazil); MES and BNSF (Bulgaria); CERN; CAS, MoST, and NSFC (China); MINCIENCIAS (Colombia); MSES and CSF (Croatia); RIF (Cyprus); SENESCYT (Ecuador); MoER, ERC PUT and ERDF (Estonia); Academy of Finland, MEC, and HIP (Finland); CEA and CNRS/IN2P3 (France); BMBF, DFG, and HGF (Germany); GSRI (Greece); NKFI (Hungary); DAE and DST (India); IPM (Iran); SFI (Ireland); INFN (Italy); MSIP and NRF (Republic of Korea); MES (Latvia); LAS (Lithuania); MOE and UM (Malaysia); BUAP, CINVESTAV, CONACYT, LNS, SEP, and UASLP-FAI (Mexico); MOS (Montenegro); MBIE (New Zealand); PAEC (Pakistan); MSHE and NSC (Poland); FCT (Portugal); JINR (Dubna); MON, RosAtom, RAS, RFBR, and NRC KI (Russia); MESTD (Serbia); MCIN/AEI and PCTI (Spain); MOSTR (Sri Lanka); Swiss Funding Agencies (Switzerland); MST (Taipei); ThEPCenter, IPST, STAR, and NSTDA (Thailand); TUBITAK and TAEK (Turkey); NASU (Ukraine); STFC (United Kingdom); DOE and NSF (U.S.A.).

Individuals have received support from the Marie-Curie program and the European Research Council and Horizon 2020 Grant, contract Nos. 675440, 724704, 752730, 758316, 765710, 824093, 884104, and COST Action CA16108 (European Union); the Leventis Foundation; the Alfred P. Sloan Foundation; the Alexander von Humboldt Foundation; the Belgian Federal Science Policy Office; the Fonds pour la Formation à la Recherche dans l'Industrie et dans l'Agriculture (FRIA-Belgium); the Agentschap voor Innovatie door Wetenschap en Technologie (IWT-Belgium); the F.R.S.-FNRS and FWO (Belgium) under the “Excellence of Science – EOS” – be.h project n. 30820817; the Beijing Municipal Science & Technology Commission, No. Z191100007219010; the Ministry of Education, Youth and Sports (MEYS) of the Czech Republic; the Deutsche Forschungsgemeinschaft (DFG), under Germany’s Excellence Strategy – EXC 2121 “Quantum Universe” – 390833306, and under project number 400140256 – GRK2497; the Lendület (“Momentum”) Program and the János Bolyai Research Scholarship of the Hungarian Academy of Sciences, the New National Excellence Program ÚNKP, the NKFI research grants 123842, 123959, 124845, 124850, 125105, 128713, 128786, and 129058 (Hungary); the Council of Science and Industrial Research, India; the Latvian Council of Science; the Ministry of Science and Higher Education and the National Science Center, contracts Opus 2014/15/B/ST2/03998

and 2015/19/B/ST2/02861 (Poland); the Fundação para a Ciência e a Tecnologia, grant CEECIND/01334/2018 (Portugal); the National Priorities Research Program by Qatar National Research Fund; the Ministry of Science and Higher Education, projects no. 14.W03.31.0026 and no. FSWW-2020-0008, and the Russian Foundation for Basic Research, project No.19-42-703014 (Russia); MCIN/AEI/10.13039/501100011033, ERDF “a way of making Europe”, and the Programa Estatal de Fomento de la Investigación Científica y Técnica de Excelencia María de Maeztu, grant MDM-2017-0765 and Programa Severo Ochoa del Principado de Asturias (Spain); the Stavros Niarchos Foundation (Greece); the Rachadapisek Sompot Fund for Postdoctoral Fellowship, Chulalongkorn University and the Chulalongkorn Academic into Its 2nd Century Project Advancement Project (Thailand); the Kavli Foundation; the Nvidia Corporation; the SuperMicro Corporation; the Welch Foundation, contract C-1845; and the Weston Havens Foundation (U.S.A.).

Open Access. This article is distributed under the terms of the Creative Commons Attribution License ([CC-BY 4.0](https://creativecommons.org/licenses/by/4.0/)), which permits any use, distribution and reproduction in any medium, provided the original author(s) and source are credited.

References

- [1] V.C. Rubin, N. Thonnard and W.K. Ford Jr., *Rotational properties of 21 SC galaxies with a large range of luminosities and radii, from NGC 4605 ($R = 4$ kpc) to UGC 2885 ($R = 122$ kpc)*, *Astrophys. J.* **238** (1980) 471 [[INSPIRE](#)].
- [2] M. Persic, P. Salucci and F. Stel, *The universal rotation curve of spiral galaxies: I. The dark matter connection*, *Mon. Not. Roy. Astron. Soc.* **281** (1996) 27 [[astro-ph/9506004](#)] [[INSPIRE](#)].
- [3] D. Clowe et al., *A direct empirical proof of the existence of dark matter*, *Astrophys. J. Lett.* **648** (2006) L109 [[astro-ph/0608407](#)] [[INSPIRE](#)].
- [4] DES collaboration, *Dark Energy Survey year 1 results: curved-sky weak lensing mass map*, *Mon. Not. Roy. Astron. Soc.* **475** (2018) 3165 [[arXiv:1708.01535](#)] [[INSPIRE](#)].
- [5] PLANCK collaboration, *Planck 2018 results. VI. Cosmological parameters*, *Astron. Astrophys.* **641** (2020) A6 [*Erratum ibid.* **652** (2021) C4] [[arXiv:1807.06209](#)] [[INSPIRE](#)].
- [6] M. Battaglieri et al., *US cosmic visions: New ideas in dark matter 2017: Community report*, in *U.S. Cosmic Visions: New Ideas in Dark Matter*, (2017) <http://lss.fnal.gov/archive/2017/conf/fermilab-conf-17-282-ae-ppd-t.pdf> [[arXiv:1707.04591](#)] [[INSPIRE](#)].
- [7] G. Jungman, M. Kamionkowski and K. Griest, *Supersymmetric dark matter*, *Phys. Rept.* **267** (1996) 195 [[hep-ph/9506380](#)] [[INSPIRE](#)].
- [8] CMS collaboration, *Search for new physics in final states with a single photon and missing transverse momentum in proton-proton collisions at $\sqrt{s} = 13$ TeV*, *JHEP* **02** (2019) 074 [[arXiv:1810.00196](#)] [[INSPIRE](#)].
- [9] CMS collaboration, *Search for dark matter produced in association with a leptonically decaying Z boson in proton-proton collisions at $\sqrt{s} = 13$ TeV*, *Eur. Phys. J. C* **81** (2021) 13 [*Erratum ibid.* **81** (2021) 333] [[arXiv:2008.04735](#)] [[INSPIRE](#)].

- [10] CMS collaboration, *Search for new particles in events with energetic jets and large missing transverse momentum in proton-proton collisions at $\sqrt{s} = 13$ TeV*, *JHEP* **11** (2021) 153 [[arXiv:2107.13021](#)] [[INSPIRE](#)].
- [11] CMS collaboration, *Search for dark matter produced in association with a Higgs boson decaying to a pair of bottom quarks in proton-proton collisions at $\sqrt{s} = 13$ TeV*, *Eur. Phys. J. C* **79** (2019) 280 [[arXiv:1811.06562](#)] [[INSPIRE](#)].
- [12] CMS collaboration, *Search for dark matter produced in association with a single top quark or a top quark pair in proton-proton collisions at $\sqrt{s} = 13$ TeV*, *JHEP* **03** (2019) 141 [[arXiv:1901.01553](#)] [[INSPIRE](#)].
- [13] CMS collaboration, *Search for invisible decays of a Higgs boson produced through vector boson fusion in proton-proton collisions at $\sqrt{s} = 13$ TeV*, *Phys. Lett. B* **793** (2019) 520 [[arXiv:1809.05937](#)] [[INSPIRE](#)].
- [14] ATLAS collaboration, *Search for dark matter in events with a hadronically decaying vector boson and missing transverse momentum in pp collisions at $\sqrt{s} = 13$ TeV with the ATLAS detector*, *JHEP* **10** (2018) 180 [[arXiv:1807.11471](#)] [[INSPIRE](#)].
- [15] ATLAS collaboration, *Search for invisible Higgs boson decays in vector boson fusion at $\sqrt{s} = 13$ TeV with the ATLAS detector*, *Phys. Lett. B* **793** (2019) 499 [[arXiv:1809.06682](#)] [[INSPIRE](#)].
- [16] ATLAS collaboration, *Constraints on mediator-based dark matter and scalar dark energy models using $\sqrt{s} = 13$ TeV pp collision data collected by the ATLAS detector*, *JHEP* **05** (2019) 142 [[arXiv:1903.01400](#)] [[INSPIRE](#)].
- [17] ATLAS collaboration, *Search for new phenomena in events with two opposite-charge leptons, jets and missing transverse momentum in pp collisions at $\sqrt{s} = 13$ TeV with the ATLAS detector*, *JHEP* **04** (2021) 165 [[arXiv:2102.01444](#)] [[INSPIRE](#)].
- [18] ATLAS collaboration, *Search for new phenomena with top quark pairs in final states with one lepton, jets, and missing transverse momentum in pp collisions at $\sqrt{s} = 13$ TeV with the ATLAS detector*, *JHEP* **04** (2021) 174 [[arXiv:2012.03799](#)] [[INSPIRE](#)].
- [19] ATLAS collaboration, *Search for new phenomena in events with an energetic jet and missing transverse momentum in pp collisions at $\sqrt{s} = 13$ TeV with the ATLAS detector*, *Phys. Rev. D* **103** (2021) 112006 [[arXiv:2102.10874](#)] [[INSPIRE](#)].
- [20] M.J. Strassler and K.M. Zurek, *Echoes of a hidden valley at hadron colliders*, *Phys. Lett. B* **651** (2007) 374 [[hep-ph/0604261](#)] [[INSPIRE](#)].
- [21] LHCb collaboration, *Search for dark photons produced in 13 TeV pp collisions*, *Phys. Rev. Lett.* **120** (2018) 061801 [[arXiv:1710.02867](#)] [[INSPIRE](#)].
- [22] ATLAS collaboration, *Search for long-lived particles in final states with displaced dimuon vertices in pp collisions at $\sqrt{s} = 13$ TeV with the ATLAS detector*, *Phys. Rev. D* **99** (2019) 012001 [[arXiv:1808.03057](#)] [[INSPIRE](#)].
- [23] CMS collaboration, *A search for pair production of new light bosons decaying into muons in proton-proton collisions at 13 TeV*, *Phys. Lett. B* **796** (2019) 131 [[arXiv:1812.00380](#)] [[INSPIRE](#)].
- [24] CMS collaboration, *Search for dark photons in decays of Higgs bosons produced in association with Z bosons in proton-proton collisions at $\sqrt{s} = 13$ TeV*, *JHEP* **10** (2019) 139 [[arXiv:1908.02699](#)] [[INSPIRE](#)].

- [25] ATLAS collaboration, *Search for light long-lived neutral particles produced in pp collisions at $\sqrt{s} = 13$ TeV and decaying into collimated leptons or light hadrons with the ATLAS detector*, *Eur. Phys. J. C* **80** (2020) 450 [[arXiv:1909.01246](#)] [[INSPIRE](#)].
- [26] LHCb collaboration, *Search for $A' \rightarrow \mu^+ \mu^-$ Decays*, *Phys. Rev. Lett.* **124** (2020) 041801 [[arXiv:1910.06926](#)] [[INSPIRE](#)].
- [27] CMS collaboration, *Search for a narrow resonance lighter than 200 GeV decaying to a pair of muons in proton-proton collisions at $\sqrt{s} = 13$ TeV*, *Phys. Rev. Lett.* **124** (2020) 131802 [[arXiv:1912.04776](#)] [[INSPIRE](#)].
- [28] LHCb collaboration, *Searches for low-mass dimuon resonances*, *JHEP* **10** (2020) 156 [[arXiv:2007.03923](#)] [[INSPIRE](#)].
- [29] CMS collaboration, *Search for dark photons in Higgs boson production via vector boson fusion in proton-proton collisions at $\sqrt{s} = 13$ TeV*, *JHEP* **03** (2021) 011 [[arXiv:2009.14009](#)] [[INSPIRE](#)].
- [30] J. Alimena et al., *Searching for long-lived particles beyond the Standard Model at the Large Hadron Collider*, *J. Phys. G* **47** (2020) 090501 [[arXiv:1903.04497](#)] [[INSPIRE](#)].
- [31] K. Petraki and R.R. Volkas, *Review of asymmetric dark matter*, *Int. J. Mod. Phys. A* **28** (2013) 1330028 [[arXiv:1305.4939](#)] [[INSPIRE](#)].
- [32] PLANCK collaboration, *Planck 2015 results. XIII. Cosmological parameters*, *Astron. Astrophys.* **594** (2016) A13 [[arXiv:1502.01589](#)] [[INSPIRE](#)].
- [33] Y. Bai and P. Schwaller, *Scale of dark QCD*, *Phys. Rev. D* **89** (2014) 063522 [[arXiv:1306.4676](#)] [[INSPIRE](#)].
- [34] H. Beauchesne, E. Bertuzzo and G. Grilli Di Cortona, *Dark matter in Hidden Valley models with stable and unstable light dark mesons*, *JHEP* **04** (2019) 118 [[arXiv:1809.10152](#)] [[INSPIRE](#)].
- [35] T. Cohen, M. Lisanti and H.K. Lou, *Semi-visible jets: Dark matter undercover at the LHC*, *Phys. Rev. Lett.* **115** (2015) 171804 [[arXiv:1503.00009](#)] [[INSPIRE](#)].
- [36] T. Cohen, M. Lisanti, H.K. Lou and S. Mishra-Sharma, *LHC searches for dark sector showers*, *JHEP* **11** (2017) 196 [[arXiv:1707.05326](#)] [[INSPIRE](#)].
- [37] CMS collaboration, *Search for high mass dijet resonances with a new background prediction method in proton-proton collisions at $\sqrt{s} = 13$ TeV*, *JHEP* **05** (2020) 033 [[arXiv:1911.03947](#)] [[INSPIRE](#)].
- [38] ATLAS collaboration, *Search for new resonances in mass distributions of jet pairs using 139fb^{-1} of pp collisions at $\sqrt{s} = 13$ TeV with the ATLAS detector*, *JHEP* **03** (2020) 145 [[arXiv:1910.08447](#)] [[INSPIRE](#)].
- [39] P. Schwaller, D. Stolarski and A. Weiler, *Emerging jets*, *JHEP* **05** (2015) 059 [[arXiv:1502.05409](#)] [[INSPIRE](#)].
- [40] CMS collaboration, *Search for new particles decaying to a jet and an emerging jet*, *JHEP* **02** (2019) 179 [[arXiv:1810.10069](#)] [[INSPIRE](#)].
- [41] CMS collaboration, *Precision luminosity measurement in proton-proton collisions at $\sqrt{s} = 13$ TeV in 2015 and 2016 at CMS*, *Eur. Phys. J. C* **81** (2021) 800 [[arXiv:2104.01927](#)] [[INSPIRE](#)].
- [42] HEPData record for this analysis, <https://doi.org/10.17182/hepdata.115426>, (2021).

- [43] CMS collaboration, *Performance of the CMS Level-1 trigger in proton-proton collisions at $\sqrt{s} = 13$ TeV*, 2020 *JINST* **15** P10017 [[arXiv:2006.10165](#)] [[INSPIRE](#)].
- [44] CMS collaboration, *The CMS trigger system*, 2017 *JINST* **12** P01020 [[arXiv:1609.02366](#)] [[INSPIRE](#)].
- [45] CMS collaboration, *The CMS experiment at the CERN LHC*, 2008 *JINST* **3** S08004 [[INSPIRE](#)].
- [46] T. Sjöstrand et al., *An introduction to PYTHIA 8.2*, *Comput. Phys. Commun.* **191** (2015) 159 [[arXiv:1410.3012](#)] [[INSPIRE](#)].
- [47] A. Albert et al., *Recommendations of the LHC dark matter working group: Comparing LHC searches for dark matter mediators in visible and invisible decay channels and calculations of the thermal relic density*, *Phys. Dark Univ.* **26** (2019) 100377 [[arXiv:1703.05703](#)] [[INSPIRE](#)].
- [48] A. Boveia et al., *Recommendations on presenting LHC searches for missing transverse energy signals using simplified s -channel models of dark matter*, *Phys. Dark Univ.* **27** (2020) 100365 [[arXiv:1603.04156](#)] [[INSPIRE](#)].
- [49] R.K. Ellis, W.J. Stirling and B.R. Webber, *QCD and collider physics*, vol. 8, Cambridge University Press, Cambridge, U.K. (2011), [[DOI](#)] [[INSPIRE](#)].
- [50] GEANT4 collaboration, *GEANT4 — a simulation toolkit*, *Nucl. Instrum. Meth. A* **506** (2003) 250 [[INSPIRE](#)].
- [51] J. Alwall et al., *The automated computation of tree-level and next-to-leading order differential cross sections, and their matching to parton shower simulations*, *JHEP* **07** (2014) 079 [[arXiv:1405.0301](#)] [[INSPIRE](#)].
- [52] J. Alwall et al., *Comparative study of various algorithms for the merging of parton showers and matrix elements in hadronic collisions*, *Eur. Phys. J. C* **53** (2008) 473 [[arXiv:0706.2569](#)] [[INSPIRE](#)].
- [53] M. Beneke, P. Falgari, S. Klein and C. Schwinn, *Hadronic top-quark pair production with NNLL threshold resummation*, *Nucl. Phys. B* **855** (2012) 695 [[arXiv:1109.1536](#)] [[INSPIRE](#)].
- [54] M. Cacciari, M. Czakon, M. Mangano, A. Mitov and P. Nason, *Top-pair production at hadron colliders with next-to-next-to-leading logarithmic soft-gluon resummation*, *Phys. Lett. B* **710** (2012) 612 [[arXiv:1111.5869](#)] [[INSPIRE](#)].
- [55] P. Bärnreuther, M. Czakon and A. Mitov, *Percent level precision physics at the Tevatron: First genuine NNLO QCD corrections to $q\bar{q} \rightarrow t\bar{t} + X$* , *Phys. Rev. Lett.* **109** (2012) 132001 [[arXiv:1204.5201](#)] [[INSPIRE](#)].
- [56] M. Czakon and A. Mitov, *NNLO corrections to top-pair production at hadron colliders: the all-fermionic scattering channels*, *JHEP* **12** (2012) 054 [[arXiv:1207.0236](#)] [[INSPIRE](#)].
- [57] M. Czakon and A. Mitov, *NNLO corrections to top pair production at hadron colliders: the quark-gluon reaction*, *JHEP* **01** (2013) 080 [[arXiv:1210.6832](#)] [[INSPIRE](#)].
- [58] M. Czakon, P. Fiedler and A. Mitov, *Total top-quark pair-production cross section at hadron colliders through $O(\alpha_S^4)$* , *Phys. Rev. Lett.* **110** (2013) 252004 [[arXiv:1303.6254](#)] [[INSPIRE](#)].
- [59] Y. Li and F. Petriello, *Combining QCD and electroweak corrections to dilepton production in FEWZ*, *Phys. Rev. D* **86** (2012) 094034 [[arXiv:1208.5967](#)] [[INSPIRE](#)].
- [60] NNPDF collaboration, *Parton distributions for the LHC run II*, *JHEP* **04** (2015) 040 [[arXiv:1410.8849](#)] [[INSPIRE](#)].

- [61] NNPDF collaboration, *Parton distributions with QED corrections*, *Nucl. Phys. B* **877** (2013) 290 [[arXiv:1308.0598](#)] [[INSPIRE](#)].
- [62] CMS collaboration, *Event generator tunes obtained from underlying event and multiparton scattering measurements*, *Eur. Phys. J. C* **76** (2016) 155 [[arXiv:1512.00815](#)] [[INSPIRE](#)].
- [63] NNPDF collaboration, *Parton distributions from high-precision collider data*, *Eur. Phys. J. C* **77** (2017) 663 [[arXiv:1706.00428](#)] [[INSPIRE](#)].
- [64] CMS collaboration, *Extraction and validation of a new set of CMS PYTHIA8 tunes from underlying-event measurements*, *Eur. Phys. J. C* **80** (2020) 4 [[arXiv:1903.12179](#)] [[INSPIRE](#)].
- [65] CMS collaboration, *Particle-flow reconstruction and global event description with the CMS detector*, *2017 JINST* **12** P10003 [[arXiv:1706.04965](#)] [[INSPIRE](#)].
- [66] M. Cacciari, G.P. Salam and G. Soyez, *The anti- k_t jet clustering algorithm*, *JHEP* **04** (2008) 063 [[arXiv:0802.1189](#)] [[INSPIRE](#)].
- [67] M. Cacciari, G.P. Salam and G. Soyez, *FastJet user manual*, *Eur. Phys. J. C* **72** (2012) 1896 [[arXiv:1111.6097](#)] [[INSPIRE](#)].
- [68] CMS collaboration, *Performance of missing transverse momentum reconstruction in proton-proton collisions at $\sqrt{s} = 13$ TeV using the CMS detector*, *2019 JINST* **14** P07004 [[arXiv:1903.06078](#)] [[INSPIRE](#)].
- [69] CMS collaboration, *Electron and photon reconstruction and identification with the CMS experiment at the CERN LHC*, *2021 JINST* **16** P05014 [[arXiv:2012.06888](#)] [[INSPIRE](#)].
- [70] CMS collaboration, *Performance of the CMS muon detector and muon reconstruction with proton-proton collisions at $\sqrt{s} = 13$ TeV*, *2018 JINST* **13** P06015 [[arXiv:1804.04528](#)] [[INSPIRE](#)].
- [71] D. Bertolini, P. Harris, M. Low and N. Tran, *Pileup per particle identification*, *JHEP* **10** (2014) 059 [[arXiv:1407.6013](#)] [[INSPIRE](#)].
- [72] CMS collaboration, *Pileup mitigation at CMS in 13 TeV data*, *2020 JINST* **15** P09018 [[arXiv:2003.00503](#)] [[INSPIRE](#)].
- [73] CMS collaboration, *Jet energy scale and resolution in the CMS experiment in pp collisions at 8 TeV*, *2017 JINST* **12** P02014 [[arXiv:1607.03663](#)] [[INSPIRE](#)].
- [74] CMS collaboration, *Jet algorithms performance in 13 TeV data*, CMS Physics Analysis Summary *CMS-PAS-JME-16-003*, CERN, Geneva (2017).
- [75] M. Cacciari and G.P. Salam, *Pileup subtraction using jet areas*, *Phys. Lett. B* **659** (2008) 119 [[arXiv:0707.1378](#)] [[INSPIRE](#)].
- [76] K. Rehermann and B. Tweedie, *Efficient identification of boosted semileptonic top quarks at the LHC*, *JHEP* **03** (2011) 059 [[arXiv:1007.2221](#)] [[INSPIRE](#)].
- [77] G. Cowan, K. Cranmer, E. Gross and O. Vitells, *Asymptotic formulae for likelihood-based tests of new physics*, *Eur. Phys. J. C* **71** (2011) 1554 [*Erratum ibid.* **73** (2013) 2501] [[arXiv:1007.1727](#)] [[INSPIRE](#)].
- [78] M. Park and M. Zhang, *Tagging a jet from a dark sector with Jet-substructures at colliders*, *Phys. Rev. D* **100** (2019) 115009 [[arXiv:1712.09279](#)] [[INSPIRE](#)].
- [79] T. Cohen, J. Doss and M. Freytsis, *Jet substructure from dark sector showers*, *JHEP* **09** (2020) 118 [[arXiv:2004.00631](#)] [[INSPIRE](#)].












- [80] E. Bernreuther, T. Finke, F. Kahlhoefer, M. Krämer and A. Mück, *Casting a graph net to catch dark showers*, *SciPost Phys.* **10** (2021) 046 [[arXiv:2006.08639](#)] [[INSPIRE](#)].
- [81] J. Thaler and K. Van Tilburg, *Identifying boosted objects with N -subjettiness*, *JHEP* **03** (2011) 015 [[arXiv:1011.2268](#)] [[INSPIRE](#)].
- [82] I. Moutl, L. Necib and J. Thaler, *New angles on energy correlation functions*, *JHEP* **12** (2016) 153 [[arXiv:1609.07483](#)] [[INSPIRE](#)].
- [83] A.J. Larkoski, S. Marzani, G. Soyez and J. Thaler, *Soft drop*, *JHEP* **05** (2014) 146 [[arXiv:1402.2657](#)] [[INSPIRE](#)].
- [84] J. Gallicchio and M.D. Schwartz, *Quark and gluon jet substructure*, *JHEP* **04** (2013) 090 [[arXiv:1211.7038](#)] [[INSPIRE](#)].
- [85] CMS collaboration, *Performance of quark/gluon discrimination in 8 TeV pp data*, CMS Physics Analysis Summary [CMS-PAS-JME-13-002](#), CERN, Geneva (2013).
- [86] F. Pedregosa et al., *Scikit-learn: Machine Learning in Python*, *J. Machine Learning Res.* **12** (2011) 2825 [[arXiv:1201.0490](#)] [[INSPIRE](#)].
- [87] T. Likhomanenko, A. Rogozhnikov, A. Baranov, E. Khairullin and A. Ustyuzhanin, *Reproducible Experiment Platform*, *J. Phys. Conf. Ser.* **664** (2015) 052022 [[arXiv:1510.00624](#)] [[INSPIRE](#)].
- [88] R.G. Lomax and D.L. Hahs-Vaughn, *Statistical concepts: a second course*, Taylor and Francis, Hoboken, NJ. U.S.A. (2012).
- [89] UA2 collaboration, *A measurement of two jet decays of the W and Z bosons at the CERN $\bar{p}p$ collider*, *Z. Phys. C* **49** (1991) 17 [[INSPIRE](#)].
- [90] UA2 collaboration, *A search for new intermediate vector mesons and excited quarks decaying to two jets at the CERN $\bar{p}p$ collider*, *Nucl. Phys. B* **400** (1993) 3 [[INSPIRE](#)].
- [91] CMS collaboration, *CMS luminosity measurement for the 2017 data-taking period at $\sqrt{s} = 13$ TeV*, CMS Physics Analysis Summary [CMS-PAS-LUM-17-004](#), CERN, Geneva (2018).
- [92] CMS collaboration, *CMS luminosity measurement for the 2018 data-taking period at $\sqrt{s} = 13$ TeV*, CMS Physics Analysis Summary [CMS-PAS-LUM-18-002](#), CERN, Geneva (2019).
- [93] CMS collaboration, *Measurement of the inelastic proton-proton cross section at $\sqrt{s} = 13$ TeV*, *JHEP* **07** (2018) 161 [[arXiv:1802.02613](#)] [[INSPIRE](#)].
- [94] A. Kalogeropoulos and J. Alwall, *The SysCalc code: A tool to derive theoretical systematic uncertainties*, [arXiv:1801.08401](#) [[INSPIRE](#)].
- [95] S. Catani, D. de Florian, M. Grazzini and P. Nason, *Soft gluon resummation for Higgs boson production at hadron colliders*, *JHEP* **07** (2003) 028 [[hep-ph/0306211](#)] [[INSPIRE](#)].
- [96] M. Cacciari, S. Frixione, M.L. Mangano, P. Nason and G. Ridolfi, *The $t\bar{t}$ cross-section at 1.8-TeV and 1.96-TeV: A study of the systematics due to parton densities and scale dependence*, *JHEP* **04** (2004) 068 [[hep-ph/0303085](#)] [[INSPIRE](#)].
- [97] S. Mrenna and P. Skands, *Automated parton-shower variations in Pythia 8*, *Phys. Rev. D* **94** (2016) 074005 [[arXiv:1605.08352](#)] [[INSPIRE](#)].
- [98] T. Junk, *Confidence level computation for combining searches with small statistics*, *Nucl. Instrum. Meth. A* **434** (1999) 435 [[hep-ex/9902006](#)] [[INSPIRE](#)].
- [99] A.L. Read, *Presentation of search results: The CL_s technique*, *J. Phys. G* **28** (2002) 2693 [[INSPIRE](#)].

The CMS collaboration

Yerevan Physics Institute, Yerevan, Armenia

A. Tumasyan

Institut für Hochenergiephysik, Vienna, Austria

W. Adam , J.W. Andrejkovic, T. Bergauer , S. Chatterjee , K. Damanakis, M. Dragicevic , A. Escalante Del Valle , R. Frühwirth¹, M. Jeitler¹ , N. Krammer, L. Lechner , D. Liko, I. Mikulec, P. Paulitsch, F.M. Pitters, J. Schieck¹ , R. Schöfbeck , D. Schwarz, S. Templ , W. Waltenberger , C.-E. Wulz¹ 











Institute for Nuclear Problems, Minsk, Belarus

V. Chekhovsky, A. Litomin, V. Makarenko 













Universiteit Antwerpen, Antwerpen, Belgium

M.R. Darwish², E.A. De Wolf, T. Janssen , T. Kello³, A. Lelek , H. Rejeb Sfar, P. Van Mechelen , S. Van Putte, N. Van Remortel 






Vrije Universiteit Brussel, Brussel, Belgium

E.S. Bols , J. D'Hondt , A. De Moor, M. Delcourt, H. El Faham , S. Lowette , S. Moortgat , A. Morton , D. Müller , A.R. Sahasransu , S. Tavernier , W. Van Doninck, D. Vannerom 













Université Libre de Bruxelles, Bruxelles, Belgium

D. Beghin, B. Bilin , B. Clerbaux , G. De Lentdecker, L. Favart , A.K. Kalsi , K. Lee, M. Mahdavihorrani, I. Makarenko , L. Moureaux , S. Paredes , L. Pétré, A. Popov , N. Postiau, E. Starling , L. Thomas , M. Vanden Bemden, C. Vander Velde , P. Vanlaer 




Ghent University, Ghent, Belgium

T. Cornelis , D. Dobur, J. Knolle , L. Lambrecht, G. Mestdach, M. Niedziela , C. Rendón, C. Roskas, A. Samalan, K. Skovpen , M. Tytgat , B. Vermassen, L. Wezenbeek














Université Catholique de Louvain, Louvain-la-Neuve, Belgium

A. Benecke, A. Bethani , G. Bruno, F. Bury , C. Caputo , P. David , C. Delaere , I.S. Donertas , A. Giammanco , K. Jaffel, Sa. Jain , V. Lemaitre, K. Mondal , J. Prisciandaro, A. Taliencio, M. Teklishyn , T.T. Tran, P. Vischia , S. Wertz 









Centro Brasileiro de Pesquisas Físicas, Rio de Janeiro, Brazil

G.A. Alves , C. Hensel, A. Moraes , P. Rebello Teles 


Universidade do Estado do Rio de Janeiro, Rio de Janeiro, Brazil

W.L. Aldá Júnior , M. Alves Gallo Pereira , M. Barroso Ferreira Filho, H. Brandao Malbouisson, W. Carvalho , J. Chinellato⁴, E.M. Da Costa , G.G. Da Silveira⁵ , D. De Jesus Damiao , V. Dos Santos Sousa, S. Fonseca De Souza , C. Mora Herrera , K. Mota Amarilo, L. Mundim , H. Nogima, A. Santoro, S.M. Silva Do Amaral , A. Sznajder , M. Thiel, F. Torres Da Silva De Araujo⁶ , A. Vilela Pereira 

Universidade Estadual Paulista (a), Universidade Federal do ABC (b), São Paulo, Brazil

C.A. Bernardes⁵ , L. Calligaris , T.R. Fernandez Perez Tomei , E.M. Gregores , D.S. Lemos , P.G. Mercadante , S.F. Novaes , Sandra S. Padula 


Institute for Nuclear Research and Nuclear Energy, Bulgarian Academy of Sciences, Sofia, Bulgaria

A. Aleksandrov, G. Antchev , R. Hadjiiska, P. Iaydjiev, M. Misheva, M. Rodozov, M. Shopova, G. Sultanov

University of Sofia, Sofia, Bulgaria

A. Dimitrov, T. Ivanov, L. Litov , B. Pavlov, P. Petkov, A. Petrov














Beihang University, Beijing, China

T. Cheng , T. Javai⁷, M. Mittal, L. Yuan




Department of Physics, Tsinghua University, Beijing, China

M. Ahmad , G. Bauer, C. Dozen⁸ , Z. Hu , J. Martins⁹ , Y. Wang, K. Yi^{10,11}


Institute of High Energy Physics, Beijing, China

E. Chapon , G.M. Chen⁷ , H.S. Chen⁷ , M. Chen , F. Iemmi, A. Kapoor , D. Leggat, H. Liao, Z.-A. Liu⁷ , V. Milosevic , F. Monti , R. Sharma , J. Tao , J. Thomas-Wilsker, J. Wang , H. Zhang , J. Zhao 

State Key Laboratory of Nuclear Physics and Technology, Peking University, Beijing, China

A. Agapitos, Y. An, Y. Ban, C. Chen, A. Levin , Q. Li , X. Lyu, Y. Mao, S.J. Qian, D. Wang , J. Xiao, H. Yang

Sun Yat-Sen University, Guangzhou, China

M. Lu, Z. You 

Institute of Modern Physics and Key Laboratory of Nuclear Physics and Ion-beam Application (MOE) - Fudan University, Shanghai, China

X. Gao³, H. Okawa , Y. Zhang 


Zhejiang University, Hangzhou, China, Zhejiang, China

Z. Lin , M. Xiao 

Universidad de Los Andes, Bogota, Colombia







C. Avila , A. Cabrera , C. Florez , J. Fraga

Universidad de Antioquia, Medellin, Colombia
















J. Mejia Guisao, F. Ramirez, J.D. Ruiz Alvarez 

University of Split, Faculty of Electrical Engineering, Mechanical Engineering and Naval Architecture, Split, Croatia















D. Giljanovic, N. Godinovic , D. Lelas , I. Puljak 

University of Split, Faculty of Science, Split, CroatiaZ. Antunovic, M. Kovac, T. Sculac **Institute Rudjer Boskovic, Zagreb, Croatia**V. Brigljevic , D. Ferencek , D. Majumder , M. Roguljic, A. Starodumov¹² ,
T. Susa **University of Cyprus, Nicosia, Cyprus**A. Attikis , K. Christoforou, G. Kole , M. Kolosova, S. Konstantinou, J. Mousa ,
C. Nicolaou, F. Ptochos , P.A. Razis, H. Rykaczewski, H. Saka **Charles University, Prague, Czech Republic**M. Finger¹³, M. Finger Jr.¹³ , A. Kveton**Escuela Politecnica Nacional, Quito, Ecuador**






E. Ayala

Universidad San Francisco de Quito, Quito, EcuadorE. Carrera Jarrin **Academy of Scientific Research and Technology of the Arab Republic of Egypt, Egyptian Network of High Energy Physics, Cairo, Egypt**H. Abdalla¹⁴ , A.A. Abdelalim^{15,16} **Center for High Energy Physics (CHEP-FU), Fayoum University, El-Fayoum, Egypt**M.A. Mahmoud , Y. Mohammed **National Institute of Chemical Physics and Biophysics, Tallinn, Estonia**S. Bhowmik , R.K. Dewanjee , K. Ehataht, M. Kadastik, S. Nandan, C. Nielsen, J. Pata,
M. Raidal , L. Tani, C. Veelken**Department of Physics, University of Helsinki, Helsinki, Finland**P. Eerola , H. Kirschenmann , K. Osterberg , M. Voutilainen **Helsinki Institute of Physics, Helsinki, Finland**S. Bharthuar, E. Brücken , F. Garcia , J. Havukainen , M.S. Kim , R. Kinnunen,
T. Lampén, K. Lassila-Perini , S. Lehti , T. Lindén, M. Lotti, L. Martikainen,
M. Myllymäki, J. Ott , M.m. Rantanen, H. Siikonen, E. Tuominen , J. Tuominiemi**Lappeenranta University of Technology, Lappeenranta, Finland**P. Luukka , H. Petrow, T. Tuuva**IRFU, CEA, Université Paris-Saclay, Gif-sur-Yvette, France**C. Amendola , M. Besancon, F. Couderc , M. Dejardin, D. Denegri, J.L. Faure, F. Ferri ,
S. Ganjour, P. Gras, G. Hamel de Monchenault , P. Jarry, B. Lenzi , J. Malcles, J. Rander,
A. Rosowsky , M.Ö. Sahin , A. Savoy-Navarro¹⁷, M. Titov , G.B. Yu 













Laboratoire Leprince-Ringuet, CNRS/IN2P3, Ecole Polytechnique, Institut Polytechnique de Paris, Palaiseau, France

S. Ahuja , F. Beaudette , M. Bonanomi , A. Buchot Perraguin, P. Busson, A. Cappati, C. Charlot, O. Davignon, B. Diab, G. Falmagne , S. Ghosh, R. Granier de Cassagnac , A. Hakimi, I. Kucher , J. Motta, M. Nguyen , C. Ochando , P. Paganini , J. Rembser, R. Salerno , U. Sarkar , J.B. Sauvan , Y. Sirois , A. Tarabini, A. Zabi, A. Zghiche 

Université de Strasbourg, CNRS, IPHC UMR 7178, Strasbourg, France

J.-L. Agram¹⁸ , J. Andrea, D. Apparù, D. Bloch , G. Bourgatte, J.-M. Brom, E.C. Chabert, C. Collard , D. Darej, J.-C. Fontaine¹⁸, U. Goerlach, C. Grimault, A.-C. Le Bihan, E. Nibigira , P. Van Hove 



Institut de Physique des 2 Infinis de Lyon (IP2I), Villeurbanne, France

E. Asilar , S. Beauceron , C. Bernet , G. Boudoul, C. Camen, A. Carle, N. Chanon , D. Contardo, P. Depasse , H. El Mamouni, J. Fay, S. Gascon , M. Gouzevitch , B. Ille, I.B. Laktineh, H. Lattaud , A. Lesauvage , M. Lethuillier , L. Mirabito, S. Perries, K. Shchablo, V. Sordini , L. Torterotot , G. Touquet, M. Vander Donckt, S. Viret











Georgian Technical University, Tbilisi, Georgia

I. Bagaturia¹⁹, I. Lomidze, Z. Tsamalaidze¹³

RWTH Aachen University, I. Physikalisches Institut, Aachen, Germany

V. Botta, L. Feld , K. Klein, M. Lipinski, D. Meuser, A. Pauls, N. Röwert, J. Schulz, M. Teroerde 



























RWTH Aachen University, III. Physikalisches Institut A, Aachen, Germany









A. Dodonova, D. Eliseev, M. Erdmann , P. Fackeldey , B. Fischer, T. Hebbeker , K. Hoepfner, F. Ivone, L. Mastrolorenzo, M. Merschmeyer , A. Meyer , G. Mocellin, S. Mondal, S. Mukherjee , D. Noll , A. Novak, A. Pozdnyakov , Y. Rath, H. Reithler, A. Schmidt , S.C. Schuler, A. Sharma , L. Vigilante, S. Wiedenbeck, S. Zaleski

RWTH Aachen University, III. Physikalisches Institut B, Aachen, Germany





















C. Dziwok, G. Flügge, W. Haj Ahmad²⁰ , O. Hlushchenko, T. Kress, A. Nowack , O. Pooth, D. Roy , A. Stahl²¹ , T. Ziemons , A. Zotz

Deutsches Elektronen-Synchrotron, Hamburg, Germany














H. Aarup Petersen, M. Aldaya Martin, P. Asmuss, S. Baxter, M. Bayatmakou, O. Behnke, A. Bermúdez Martínez, S. Bhattacharya, A.A. Bin Anuar , F. Blekman , K. Borras²², D. Brunner, A. Campbell , A. Cardini , C. Cheng, F. Colombina, S. Consuegra Rodríguez , G. Correia Silva, M. De Silva, L. Didukh, G. Eckerlin, D. Eckstein, L.I. Estevez Banos , O. Filatov , E. Gallo²³, A. Geiser, A. Giraldi, A. Grohsjean , M. Guthoff, A. Jafari²⁴ , N.Z. Jomhari , H. Jung , A. Kasem²² , M. Kasemann , H. Kaveh , C. Kleinwort , R. Kogler , D. Krücker , W. Lange, K. Lipka, W. Lohmann²⁵, R. Mankel, I.-A. Melzer-Pellmann , M. Mendizabal Morentin, J. Metwally, A.B. Meyer , M. Meyer , J. Mnich , A. Mussgiller, A. Nürnberg, Y. Otariid, D. Pérez Adán , D. Pitzl, A. Raspereza, B. Ribeiro Lopes, J. Rübenach, A. Saggio , A. Saibel , M. Savitskyi , M. Scham²⁶, V. Scheurer, S. Schnake, P. Schütze, C. Schwanenberger²³ , M. Shchedrolosiev,

R.E. Sosa Ricardo , D. Stafford, N. Tonon , M. Van De Klundert , F. Vazzoler , R. Walsh , D. Walter, Q. Wang , Y. Wen , K. Wichmann, L. Wiens, C. Wissing, S. Wuchterl 

University of Hamburg, Hamburg, Germany

R. Aggleton, S. Albrecht , S. Bein , L. Benato , P. Connor , K. De Leo , M. Eich, K. El Morabit, F. Feindt, A. Fröhlich, C. Garbers , E. Garutti , P. Gunnellini, M. Hajheidari, J. Haller , A. Hinzmann , G. Kasieczka, R. Klanner , T. Kramer, V. Kutzner, J. Lange , T. Lange , A. Lobanov , A. Malara , C. Matthies, A. Mehta , A. Nigamova, K.J. Pena Rodriguez, M. Rieger , O. Rieger, P. Schleper, M. Schröder , J. Schwandt , J. Sonneveld , H. Stadie, G. Steinbrück, A. Tews, I. Zoi 





Karlsruher Institut fuer Technologie, Karlsruhe, Germany

J. Bechtel , S. Brommer, M. Burkart, E. Butz , R. Caspart , T. Chwalek, W. De Boer[†], A. Dierlamm, A. Droll, N. Faltermann , M. Giffels, J.O. Gosewisch, A. Gottmann, F. Hartmann²¹ , C. Heidecker, U. Husemann , P. Keicher, R. Koppenhöfer, S. Maier, S. Mitra , Th. Müller, M. Neukum, G. Quast , K. Rabbertz , J. Rauser, D. Savoia , M. Schnepf, D. Seith, I. Shvetsov, H.J. Simonis, R. Ulrich , J. Van Der Linden, R.F. Von Cube, M. Wassmer, M. Weber , S. Wieland, R. Wolf , S. Wozniewski, S. Wunsch

Institute of Nuclear and Particle Physics (INPP), NCSR Demokritos, Aghia Paraskevi, Greece

G. Anagnostou, G. Daskalakis, A. Kyriakis, D. Loukas, A. Stakia 

National and Kapodistrian University of Athens, Athens, Greece

M. Diamantopoulou, D. Karasavvas, P. Kontaxakis , C.K. Koraka, A. Manousakis-Katsikakis, A. Panagiotou, I. Papavergou, N. Saoulidou , K. Theofilatos , E. Tziaferi , K. Vellidis, E. Vourliotis

National Technical University of Athens, Athens, Greece

G. Bakas, K. Kousouris , I. Papakrivopoulos, G. Tsipolitis, A. Zacharopoulou



University of Ioánnina, Ioánnina, Greece

K. Adamidis, I. Bestintzanos, I. Evangelou , C. Foudas, P. Gianneios, P. Katsoulis, P. Kokkas, N. Manthos, I. Papadopoulos , J. Strologas 

MTA-ELTE Lendület CMS Particle and Nuclear Physics Group, Eötvös Loránd University, Budapest, Hungary

M. Csanad , K. Farkas, M.M.A. Gadallah²⁷ , S. Lökös²⁸ , P. Major, K. Mandal , G. Pasztor , A.J. Rádl, O. Surányi, G.I. Veres 

Wigner Research Centre for Physics, Budapest, Hungary

M. Bartók²⁹ , G. Bencze, C. Hajdu , D. Horvath^{30,31} , F. Sikler , V. Veszpremi 


Institute of Nuclear Research ATOMKI, Debrecen, Hungary

S. Czellar, D. Fasanella , F. Fienga , J. Karancki²⁹ , J. Molnar, Z. Szillasi, D. Teyssier






Institute of Physics, University of Debrecen, Debrecen, Hungary

P. Raics, Z.L. Trocsanyi³² , B. Ujvari³³











Karoly Robert Campus, MATE Institute of Technology, Gyongyos, Hungary

T. Csorgo³⁴ , F. Nemes³⁴, T. Novak








National Institute of Science Education and Research, HBNI, Bhubaneswar, India

S. Bahinipati³⁵ , C. Kar , P. Mal, T. Mishra , V.K. Muraleedharan Nair Bindhu³⁶, A. Nayak³⁶ , P. Saha, N. Sur , S.K. Swain, D. Vats³⁶






Panjab University, Chandigarh, India

S. Bansal , S.B. Beri, V. Bhatnagar , G. Chaudhary , S. Chauhan , N. Dhingra³⁷ , R. Gupta, A. Kaur, H. Kaur, M. Kaur , P. Kumari , M. Meena, K. Sandeep , J.B. Singh³⁸ , A.K. Viridi 


University of Delhi, Delhi, India

A. Ahmed, A. Bhardwaj , B.C. Choudhary , M. Gola, S. Keshri , A. Kumar , M. Naimuddin , P. Priyanka , K. Ranjan, S. Saumya, A. Shah 

Saha Institute of Nuclear Physics, HBNI, Kolkata, India

M. Bharti³⁹, R. Bhattacharya, S. Bhattacharya , D. Bhowmik, S. Dutta, S. Dutta, B. Gomber⁴⁰ , M. Maity⁴¹, P. Palit , P.K. Rout , G. Saha, B. Sahu , S. Sarkar, M. Sharan

Indian Institute of Technology Madras, Madras, India

P.K. Behera , S.C. Behera, P. Kalbhor , J.R. Komaragiri⁴² , D. Kumar⁴², A. Muhammad, L. Panwar⁴² , R. Pradhan, P.R. Pujahari, A. Sharma , A.K. Sikdar, P.C. Tiwari⁴² 



Bhabha Atomic Research Centre, Mumbai, India

K. Naskar⁴³





Tata Institute of Fundamental Research-A, Mumbai, India

T. Aziz, S. Dugad, M. Kumar

Tata Institute of Fundamental Research-B, Mumbai, India

S. Banerjee , R. Chudasama, M. Guchait, S. Karmakar, S. Kumar, G. Majumder, K. Mazumdar, S. Mukherjee 

Indian Institute of Science Education and Research (IISER), Pune, India

A. Alpana, S. Dube , B. Kansal, A. Laha, S. Pandey , A. Rastogi , S. Sharma 

Isfahan University of Technology, Isfahan, Iran

H. Bakhshiansohi^{44,45} , E. Khazaie⁴⁵, M. Zeinali⁴⁶



























Institute for Research in Fundamental Sciences (IPM), Tehran, Iran

S. Chenarani⁴⁷, S.M. Etesami , M. Khakzad , M. Mohammadi Najafabadi 
























University College Dublin, Dublin, Ireland

M. Grunewald 

INFN Sezione di Bari ^a, Bari, Italy, Università di Bari ^b, Bari, Italy, Politecnico di Bari ^c, Bari, Italy

M. Abbrescia^{a,b} , R. Aly^{a,b,48} , C. Aruta^{a,b}, A. Colaleo^a , D. Creanza^{a,c} , N. De Filippis^{a,c} , M. De Palma^{a,b} , A. Di Florio^{a,b}, A. Di Pilato^{a,b} , W. Elmetenawee^{a,b} , F. Errico^{a,b} , L. Fiore^a , G. Iaselli^{a,c} , M. Ince^{a,b} , S. Lezki^{a,b} , G. Maggi^{a,c} , M. Maggi^a , I. Margjeka^{a,b}, V. Mastrapasqua^{a,b} , S. My^{a,b} , S. Nuzzo^{a,b} , A. Pellecchia^{a,b}, A. Pompili^{a,b} , G. Pugliese^{a,c} , D. Ramos^a, A. Ranieri^a , G. Selvaggi^{a,b} , L. Silvestris^a , F.M. Simone^{a,b} , Ü. Sözbilir^a, R. Venditti^a , P. Verwilligen^a 













INFN Sezione di Bologna ^a, Bologna, Italy, Università di Bologna ^b, Bologna, Italy

G. Abbiendi^a , C. Battilana^{a,b} , D. Bonacorsi^{a,b} , L. Borgonovi^a, L. Brigliadori^a, R. Campanini^{a,b} , P. Capiluppi^{a,b} , A. Castro^{a,b} , F.R. Cavallo^a , C. Ciocca^a , M. Cuffiani^{a,b} , G.M. Dallavalle^a , T. Diotallevi^{a,b} , F. Fabbri^a , A. Fanfani^{a,b} , P. Giacomelli^a , L. Giommi^{a,b} , C. Grandi^a , L. Guiducci^{a,b}, S. Lo Meo^{a,49}, L. Lunerti^{a,b}, S. Marcellini^a , G. Masetti^a , F.L. Navarria^{a,b} , A. Perrotta^a , F. Primavera^{a,b} , A.M. Rossi^{a,b} , T. Rovelli^{a,b} , G.P. Siroli^{a,b} 

INFN Sezione di Catania ^a, Catania, Italy, Università di Catania ^b, Catania, Italy

S. Albergo^{a,b,50} , S. Costa^{a,b,50} , A. Di Mattia^a , R. Potenza^{a,b}, A. Tricomi^{a,b,50} , C. Tuve^{a,b} 

INFN Sezione di Firenze ^a, Firenze, Italy, Università di Firenze ^b, Firenze, Italy

G. Barbagli^a , A. Cassese^a , R. Ceccarelli^{a,b}, V. Ciulli^{a,b} , C. Civinini^a , R. D'Alessandro^{a,b} , E. Focardi^{a,b} , G. Latino^{a,b} , P. Lenzi^{a,b} , M. Lizzo^{a,b}, M. Meschini^a , S. Paoletti^a , R. Seidita^{a,b}, G. Sguazzoni^a , L. Viliani^a 





















INFN Laboratori Nazionali di Frascati, Frascati, Italy

L. Benussi , S. Bianco , D. Piccolo 











INFN Sezione di Genova ^a, Genova, Italy, Università di Genova ^b, Genova, Italy

M. Bozzo^{a,b} , F. Ferro^a , R. Mulargia^a, E. Robutti^a , S. Tosi^{a,b} 
























INFN Sezione di Milano-Bicocca ^a, Milano, Italy, Università di Milano-Bicocca ^b, Milano, Italy

A. Benaglia^a , G. Boldrini , F. Brivio^{a,b}, F. Cetorelli^{a,b}, F. De Guio^{a,b} , M.E. Dinardo^{a,b} , P. Dini^a , S. Gennai^a , A. Ghezzi^{a,b} , P. Govoni^{a,b} , L. Guzzi^{a,b} , M.T. Lucchini^{a,b} , M. Malberti^a, S. Malvezzi^a , A. Massironi^a , D. Menasce^a , L. Moroni^a , M. Paganoni^{a,b} , D. Pedrini^a , B.S. Pinolini, S. Ragazzi^{a,b} , N. Redaelli^a , T. Tabarelli de Fatis^{a,b} , D. Valsecchi^{a,b,21}, D. Zuolo^{a,b} 








INFN Sezione di Napoli ^a, Napoli, Italy, Università di Napoli ‘Federico II’ ^b, Napoli, Italy, Università della Basilicata ^c, Potenza, Italy, Università G. Marconi ^d, Roma, Italy

S. Buontempo^a , F. Carnevali^{a,b}, N. Cavallo^{a,c} , A. De Iorio^{a,b} , F. Fabozzi^{a,c} , A.O.M. Iorio^{a,b} , L. Lista^{a,b,51} , S. Meola^{a,d,21} , P. Paolucci^{a,21} , B. Rossi^a , C. Sciacca^{a,b} 






INFN Sezione di Padova ^a, Padova, Italy, Università di Padova ^b, Padova, Italy, Università di Trento ^c, Trento, Italy

P. Azzi^a , N. Bacchetta^a , D. Bisello^{a,b} , P. Bortignon^a , A. Bragagnolo^{a,b} , R. Carlin^{a,b} , P. Checchia^a , T. Dorigo^a , U. Dosselli^a , F. Gasparini^{a,b} , U. Gasparini^{a,b} , G. Grosso, L. Layer^{a,52}, E. Lusiani , M. Margoni^{a,b} , F. Marini, A.T. Meneguzzo^{a,b} , J. Pazzini^{a,b} , P. Ronchese^{a,b} , R. Rossin^{a,b}, F. Simonetto^{a,b} , G. Strong^a , M. Tosi^{a,b} , H. Yarar^{a,b}, M. Zanetti^{a,b} , P. Zotto^{a,b} , A. Zucchetta^{a,b} , G. Zumerle^{a,b} 




























INFN Sezione di Pavia ^a, Pavia, Italy, Università di Pavia ^b, Pavia, Italy

C. Aimè^{a,b}, A. Braghieri^a , S. Calzaferri^{a,b}, D. Fiorina^{a,b} , P. Montagna^{a,b}, S.P. Ratti^{a,b}, V. Re^a , C. Riccardi^{a,b} , P. Salvini^a , I. Vai^a , P. Vitulo^{a,b} 














INFN Sezione di Perugia ^a, Perugia, Italy, Università di Perugia ^b, Perugia, Italy

P. Asenov^{a,53} , G.M. Bilei^a , D. Ciangottini^{a,b} , L. Fanò^{a,b} , M. Magherini^b, G. Mantovani^{a,b}, V. Mariani^{a,b}, M. Menichelli^a , F. Moscatelli^{a,53} , A. Piccinelli^{a,b} , M. Presilla^{a,b} , A. Rossi^{a,b} , A. Santocchia^{a,b} , D. Spiga^a , T. Tedeschi^{a,b} 


































INFN Sezione di Pisa ^a, Pisa, Italy, Università di Pisa ^b, Pisa, Italy, Scuola Normale Superiore di Pisa ^c, Pisa, Italy, Università di Siena ^d, Siena, Italy

P. Azzurri^a , G. Bagliesi^a , V. Bertacchi^{a,c} , L. Bianchini^a , T. Boccali^a , E. Bossini^{a,b} , R. Castaldi^a , M.A. Ciocci^{a,b} , V. D’Amante^{a,d} , R. Dell’Orso^a , M.R. Di Domenico^{a,d} , S. Donato^a , A. Giassi^a , F. Ligabue^{a,c} , E. Manca^{a,c} , G. Mandorli^{a,c} , D. Matos Figueiredo, A. Messineo^{a,b} , M. Musich^a, F. Palla^a , S. Parolia^{a,b}, G. Ramirez-Sanchez^{a,c}, A. Rizzi^{a,b} , G. Rolandi^{a,c} , S. Roy Chowdhury^{a,c}, A. Scribano^a, N. Shafiei^{a,b} , P. Spagnolo^a , R. Tenchini^a , G. Tonelli^{a,b} , N. Turini^{a,d} , A. Venturi^a , P.G. Verdini^a 







INFN Sezione di Roma ^a, Rome, Italy, Sapienza Università di Roma ^b, Rome, Italy

P. Barria^a , M. Campana^{a,b}, F. Cavallari^a , D. Del Re^{a,b} , E. Di Marco^a , M. Diemoz^a , E. Longo^{a,b} , P. Meridiani^a , G. Organtini^{a,b} , F. Pandolfi^a, R. Paramatti^{a,b} , C. Quaranta^{a,b}, S. Rahatlou^{a,b} , C. Rovelli^a , F. Santanastasio^{a,b} , L. Soffi^a , R. Tramontano^{a,b}









INFN Sezione di Torino ^a, Torino, Italy, Università di Torino ^b, Torino, Italy, Università del Piemonte Orientale ^c, Novara, Italy

N. Amapane^{a,b} , R. Arcidiacono^{a,c} , S. Argiro^{a,b} , M. Arneodo^{a,c} , N. Bartosik^a , R. Bellan^{a,b} , A. Bellora^{a,b} , J. Berenguer Antequera^{a,b} , C. Biino^a , N. Cartiglia^a , M. Costa^{a,b} , R. Covarelli^{a,b} , N. Demaria^a , M. Grippo^{a,b}, B. Kiani^{a,b} , F. Legger^a , C. Mariotti^a , S. Maselli^a , A. Mecca^{a,b}, E. Migliore^{a,b} , E. Monteil^{a,b} , M. Monteno^a , M.M. Obertino^{a,b} , G. Ortona^a , L. Pacher^{a,b} , N. Pastrone^a , M. Pelliccioni^a , M. Ruspa^{a,c} , K. Shchelina^a , F. Siviero^{a,b} , V. Sola^a , A. Solano^{a,b} , D. Soldi^{a,b} , A. Staiano^a , M. Tornago^{a,b}, D. Trocino^a , G. Umoret^{a,b}, A. Vagnerini^{a,b}

INFN Sezione di Trieste ^a, Trieste, Italy, Università di Trieste ^b, Trieste, Italy

S. Belforte^a , V. Candolise^{a,b} , M. Casarsa^a , F. Cossutti^a , A. Da Rold^{a,b} , G. Della Ricca^{a,b} , G. Sorrentino^{a,b}

Kyungpook National University, Daegu, Korea

S. Dogra , C. Huh , B. Kim, D.H. Kim , G.N. Kim , J. Kim, J. Lee, S.W. Lee , C.S. Moon , Y.D. Oh , S.I. Pak, S. Sekmen , Y.C. Yang




Chonnam National University, Institute for Universe and Elementary Particles, Kwangju, Korea

H. Kim , D.H. Moon 

Hanyang University, Seoul, Korea

B. Francois , T.J. Kim , J. Park 

Korea University, Seoul, Korea

S. Cho, S. Choi , B. Hong , K. Lee, K.S. Lee , J. Lim, J. Park, S.K. Park, J. Yoo

Kyung Hee University, Department of Physics, Seoul, Republic of Korea, Seoul, Korea

J. Goh , A. Gurtu



Sejong University, Seoul, Korea

H.S. Kim , Y. Kim

Seoul National University, Seoul, Korea

J. Almond, J.H. Bhyun, J. Choi, S. Jeon, J. Kim, J.S. Kim, S. Ko, H. Kwon, H. Lee , S. Lee, B.H. Oh, M. Oh , S.B. Oh, H. Seo , U.K. Yang, I. Yoon 


University of Seoul, Seoul, Korea

W. Jang, D.Y. Kang, Y. Kang, S. Kim, B. Ko, J.S.H. Lee , Y. Lee, J.A. Merlin, I.C. Park, Y. Roh, M.S. Ryu, D. Song, I.J. Watson , S. Yang

Yonsei University, Department of Physics, Seoul, Korea

S. Ha, H.D. Yoo

Sungkyunkwan University, Suwon, Korea

M. Choi, H. Lee, Y. Lee, I. Yu 

College of Engineering and Technology, American University of the Middle East (AUM), Egaila, Kuwait, Dasman, Kuwait

T. Beyrouthy, Y. Maghrbi

Riga Technical University, Riga, Latvia

K. Dreimanis , V. Veckalns⁵⁴ 




Vilnius University, Vilnius, Lithuania

M. Ambrozys, A. Carvalho Antunes De Oliveira , A. Juodagalvis , A. Rinkevicius , G. Tamulaitis 





National Centre for Particle Physics, Universiti Malaya, Kuala Lumpur, Malaysia

N. Bin Norjoharuddeen , Z. Zolkapli

Universidad de Sonora (UNISON), Hermosillo, Mexico

J.F. Benitez , A. Castaneda Hernandez , H.A. Encinas Acosta, L.G. Gallegos Mariñez, M. León Coello, J.A. Murillo Quijada , A. Sehrawat, L. Valencia Palomo 

Centro de Investigacion y de Estudios Avanzados del IPN, Mexico City, Mexico

G. Ayala, H. Castilla-Valdez, E. De La Cruz-Burelo , I. Heredia-De La Cruz⁵⁵ , R. Lopez-Fernandez, C.A. Mondragon Herrera, D.A. Perez Navarro, R. Reyes-Almanza , A. Sánchez Hernández 

Universidad Iberoamericana, Mexico City, Mexico

S. Carrillo Moreno, C. Oropeza Barrera , F. Vazquez Valencia

Benemerita Universidad Autonoma de Puebla, Puebla, Mexico

I. Pedraza, H.A. Salazar Ibarquen, C. Uribe Estrada

University of Montenegro, Podgorica, Montenegro

J. Mijuskovic⁵⁶, N. Raicevic




University of Auckland, Auckland, New Zealand

D. Krofcheck 

University of Canterbury, Christchurch, New Zealand

P.H. Butler 

National Centre for Physics, Quaid-I-Azam University, Islamabad, Pakistan

A. Ahmad, M.I. Asghar, A. Awais, M.I.M. Awan, M. Gul , H.R. Hoorani, W.A. Khan, M.A. Shah, M. Shoaib , M. Waqas 

AGH University of Science and Technology Faculty of Computer Science, Electronics and Telecommunications, Krakow, Poland

V. Avati, L. Grzanka, M. Malawski










National Centre for Nuclear Research, Swierk, Poland

H. Bialkowska, M. Bluj , B. Boimska , M. Górski, M. Kazana, M. Szleper , P. Zalewski



Institute of Experimental Physics, Faculty of Physics, University of Warsaw, Warsaw, Poland

K. Bunkowski, K. Doroba, A. Kalinowski , M. Konecki , J. Krolikowski 




Laboratório de Instrumentação e Física Experimental de Partículas, Lisboa, Portugal

M. Araujo, P. Bargassa , D. Bastos, A. Boletti , P. Faccioli , M. Gallinaro , J. Hollar , N. Leonardo , T. Niknejad, M. Pisano, J. Seixas , O. Toldaiev , J. Varela 

Joint Institute for Nuclear Research, Dubna, Russia

S. Afanasiev, D. Budkouski, I. Golutvin, I. Gorbunov , V. Karjavine, V. Korenkov , A. Lanev, A. Malakhov, V. Matveev^{57,58}, V. Palichik, V. Perelygin, M. Savina, V. Shalaev, S. Shmatov, S. Shulha, V. Smirnov, O. Teryaev, N. Voytishin, B.S. Yuldashev⁵⁹, A. Zarubin, I. Zhizhin


Petersburg Nuclear Physics Institute, Gatchina (St. Petersburg), Russia

G. Gavrilov , V. Golovtsov, Y. Ivanov, V. Kim⁶⁰ , E. Kuznetsova⁶¹, V. Murzin, V. Oreshkin, I. Smirnov, D. Sosnov , V. Sulimov, L. Uvarov, S. Volkov, A. Vorobyev

Institute for Nuclear Research, Moscow, Russia

Yu. Andreev , A. Dermenev, S. Gninenko , N. Golubev, A. Karneyeu , D. Kirpichnikov , M. Kirsanov, N. Krasnikov, A. Pashenkov, G. Pivovarov , A. Toropin

Institute for Theoretical and Experimental Physics named by A.I. Alikhanov of NRC ‘Kurchatov Institute’, Moscow, Russia

V. Epshteyn, V. Gavrilov, N. Lychkovskaya, A. Nikitenko⁶², V. Popov, A. Stepenov, M. Toms, E. Vlasov , A. Zhokin


Moscow Institute of Physics and Technology, Moscow, Russia

T. Aushev







National Research Nuclear University ‘Moscow Engineering Physics Institute’ (MEPhI), Moscow, Russia

O. Bychkova, M. Chadeeva⁶³ , A. Oskin, P. Parygin, E. Popova, V. Rusinov


P.N. Lebedev Physical Institute, Moscow, Russia

V. Andreev, M. Azarkin, I. Dremin , M. Kirakosyan, A. Terkulov






Skobeltsyn Institute of Nuclear Physics, Lomonosov Moscow State University, Moscow, Russia

A. Belyaev, E. Boos , V. Bunichev, M. Dubinin⁶⁴ , L. Dudko , A. Ershov, A. Gribushin, V. Klyukhin , O. Kodolova , I. Lokhtin , S. Obraztsov, M. Perfilov, V. Savrin

Novosibirsk State University (NSU), Novosibirsk, Russia

V. Blinov⁶⁵, T. Dimova⁶⁵, L. Kardapoltsev⁶⁵, A. Kozyrev⁶⁵, I. Ovtin⁶⁵, O. Radchenko⁶⁵, Y. Skovpen⁶⁵ 

Institute for High Energy Physics of National Research Centre ‘Kurchatov Institute’, Protvino, Russia

I. Azhgirey , I. Bayshev, D. Elumakhov, V. Kachanov, D. Konstantinov , P. Mandrik , V. Petrov, R. Ryutin, S. Slabospitskii , A. Sobol, S. Troshin , N. Tyurin, A. Uzunian, A. Volkov

National Research Tomsk Polytechnic University, Tomsk, Russia

A. Babaev, V. Okhotnikov




















Tomsk State University, Tomsk, Russia

V. Borshch, V. Ivanchenko , E. Tcherniaev 

University of Belgrade: Faculty of Physics and VINCA Institute of Nuclear Sciences, Belgrade, Serbia

P. Adzic⁶⁶ , M. Dordevic , P. Milenovic , J. Milosevic 










Centro de Investigaciones Energéticas Medioambientales y Tecnológicas (CIEMAT), Madrid, Spain

M. Aguilar-Benitez, J. Alcaraz Maestre , A. Álvarez Fernández, I. Bachiller, M. Barrio Luna, Cristina F. Bedoya , C.A. Carrillo Montoya , M. Cepeda , M. Cerrada, N. Colino , B. De La Cruz, A. Delgado Peris , J.P. Fernández Ramos , J. Flix , M.C. Fouz , O. Gonzalez Lopez , S. Goy Lopez , J.M. Hernandez , M.I. Josa , J. León Holgado , D. Moran, Á. Navarro Tobar , C. Perez Dengra, A. Pérez-Calero Yzquierdo , J. Puerta Pelayo , I. Redondo , L. Romero, S. Sánchez Navas, L. Urda Gómez , C. Willmott














Universidad Autónoma de Madrid, Madrid, Spain

J.F. de Trocóniz

Universidad de Oviedo, Instituto Universitario de Ciencias y Tecnologías Espaciales de Asturias (ICTEA), Oviedo, Spain

B. Alvarez Gonzalez , J. Cuevas , C. Erice , J. Fernandez Menendez , S. Folgueras , I. Gonzalez Caballero , J.R. González Fernández, E. Palencia Cortezon , C. Ramón Álvarez, V. Rodríguez Bouza , A. Soto Rodríguez, A. Trapote, N. Trevisani , C. Vico Villalba

Instituto de Física de Cantabria (IFCA), CSIC-Universidad de Cantabria, Santander, Spain

J.A. Brochero Cifuentes , I.J. Cabrillo, A. Calderon , J. Duarte Campderros , M. Fernandez , C. Fernandez Madrazo , P.J. Fernández Manteca , A. García Alonso, G. Gomez, C. Martinez Rivero, P. Martinez Ruiz del Arbol , F. Matorras , P. Matorras Cuevas , J. Piedra Gomez , C. Prieels, A. Ruiz-Jimeno , L. Scodellaro , I. Vila, J.M. Vizan Garcia 

























































University of Colombo, Colombo, Sri Lanka

M.K. Jayananda, B. Kailasapathy⁶⁷, D.U.J. Sonnadara, D.D.C. Wickramarathna



University of Ruhuna, Department of Physics, Matara, Sri Lanka

W.G.D. Dharmaratna , K. Liyanage, N. Perera, N. Wickramage

















CERN, European Organization for Nuclear Research, Geneva, Switzerland

T.K. Aarrestad , D. Abbaneo, J. Alimena , E. Auffray, G. Auzinger, J. Baechler, P. Baillon[†], D. Barney , J. Bendavid, M. Bianco , A. Bocci , C. Caillol, T. Camporesi, M. Capeans Garrido , G. Cerminara, N. Chernyavskaya , S.S. Chhibra , S. Choudhury, M. Cipriani , L. Cristella , D. d'Enterria , A. Dabrowski , A. David , A. De Roeck , M.M. Defranchis , M. Deile , M. Dobson, M. Dünser , N. Dupont, A. Elliott-Peisert, F. Fallavollita⁶⁸, A. Florent , L. Forthomme , G. Franzoni , W. Funk, S. Ghosh , S. Giani, D. Gigi, K. Gill, F. Glege, L. Gouskos , E. Govorkova , M. Haranko , J. Hegeman , V. Innocente , T. James, P. Janot , J. Kaspar , J. Kieseler , M. Komm , N. Kratochwil, C. Lange , S. Laurila, P. Lecoq , A. Lintuluoto, K. Long , C. Lourenço , B. Maier, L. Malgeri , S. Mallios, M. Mannelli, A.C. Marini , F. Meijers, S. Mersi , E. Meschi , F. Moortgat , M. Mulders , S. Orfanelli, L. Orsini, F. Pantaleo , E. Perez, M. Peruzzi , A. Petrilli, G. Petrucciani , A. Pfeiffer , M. Pierini , D. Piparo, M. Pitt , H. Qu , T. Quast, D. Rabady , A. Racz, G. Reales Gutiérrez, M. Rovere, H. Sakulin, J. Salfeld-Nebgen , S. Scarfi, C. Schwick, M. Selvaggi , A. Sharma, P. Silva , W. Snoeys , P. Sphicas⁶⁹ , S. Summers , K. Tatar , V.R. Tavolaro , D. Treille, P. Tropea, A. Tsiro, J. Wanczyk⁷⁰, K.A. Wozniak, W.D. Zeuner














Paul Scherrer Institut, Villigen, Switzerland

L. Caminada⁷¹ , A. Ebrahimi , W. Erdmann, R. Horisberger, Q. Ingram, H.C. Kaestli, D. Kotlinski, U. Langenegger, M. Missiroli⁷¹ , L. Noehte⁷¹, T. Rohe

ETH Zurich - Institute for Particle Physics and Astrophysics (IPA), Zurich, Switzerland

K. Androsov⁷⁰ , M. Backhaus , P. Berger, A. Calandri , A. De Cosa, G. Dissertori , M. Dittmar, M. Donegà, C. Dorfer , F. Eble, K. Gedia, F. Glessgen, T.A. Gómez Espinosa , C. Grab , D. Hits, W. Lustermann, A.-M. Lyon, R.A. Manzoni , L. Marchese , C. Martin Perez, M.T. Meinhard, F. Nessi-Tedaldi, J. Niedziela , F. Pauss, V. Perovic, S. Pigazzini , M.G. Ratti , M. Reichmann, C. Reissel, T. Reitenspiess, B. Ristic , D. Ruini, D.A. Sanz Becerra , V. Stampf, J. Steggemann⁷⁰ , R. Wallny 

Universität Zürich, Zurich, Switzerland

C. AMSler⁷² , P. Bäertschi, C. Botta , D. Brzhechko, M.F. Canelli , K. Cormier, A. De Wit , R. Del Burgo, J.K. Heikkilä , M. Huwiler, W. Jin, A. Jofrehei , B. Kilminster , S. Leontsinis , S.P. Liechti, A. Macchiolo , P. Meiring, V.M. Mikuni , U. Molinatti, I. Neutelings, G. Rauco, A. Reimers, P. Robmann, S. Sanchez Cruz , K. Schweiger , M. Senger, Y. Takahashi 




National Central University, Chung-Li, Taiwan

C. Adloff⁷³, C.M. Kuo, W. Lin, A. Roy , T. Sarkar⁴¹ , S.S. Yu











National Taiwan University (NTU), Taipei, Taiwan

L. Ceard, Y. Chao, K.F. Chen , P.H. Chen , P.s. Chen, H. Cheng , W.-S. Hou ,
Y.y. Li, R.-S. Lu, E. Paganis , A. Psallidas, A. Steen, H.y. Wu, E. Yazgan , P.r. Yu

Chulalongkorn University, Faculty of Science, Department of Physics, Bangkok, Thailand

B. Asavapibhop , C. Asawatangtrakuldee , N. Srimanobhas 





Çukurova University, Physics Department, Science and Art Faculty, Adana, Turkey

F. Boran , S. Damarseckin⁷⁴, Z.S. Demiroglu , F. Dolek , I. Dumanoglu⁷⁵ , E. Eskut,
Y. Guler⁷⁶ , E. Gurpinar Guler⁷⁶ , C. Isik, O. Kara, A. Kayis Topaksu, U. Kiminsu ,
G. Onengut, K. Ozdemir⁷⁷, A. Polatoz, A.E. Simsek , B. Tali⁷⁸, U.G. Tok , S. Turcpar,
I.S. Zorbakir 

Middle East Technical University, Physics Department, Ankara, Turkey

G. Karapinar, K. Ocalan⁷⁹ , M. Yalvac⁸⁰ 



Bogazici University, Istanbul, Turkey

B. Akgun, I.O. Atakisi , E. Gulmez , M. Kaya⁸¹ , O. Kaya⁸², Ö. Özçelik, S. Tekten⁸³,
E.A. Yetkin⁸⁴ 

Istanbul Technical University, Istanbul, Turkey

A. Cakir , K. Cankocak⁷⁵ , Y. Komurcu, S. Sen⁸⁵ 

Istanbul University, Istanbul, Turkey

S. Cerci⁷⁸, I. Hos⁸⁶, B. Isildak⁸⁷, B. Kaynak, S. Ozkorucuklu, H. Sert , C. Simsek,
D. Sunar Cerci⁷⁸ , C. Zorbilmez









Institute for Scintillation Materials of National Academy of Science of Ukraine, Kharkov, Ukraine

B. Grynyov







National Scientific Center, Kharkov Institute of Physics and Technology, Kharkov, Ukraine

L. Levchuk 



















University of Bristol, Bristol, United Kingdom

D. Anthony, E. Bhal , S. Bologna, J.J. Brooke , A. Bundock , E. Clement , D. Cus-
sans , H. Flacher , M. Glowacki, J. Goldstein , G.P. Heath, H.F. Heath , L. Kreczko ,
B. Krikler , S. Paramesvaran, S. Seif El Nasr-Storey, V.J. Smith, N. Stylianou⁸⁸ ,
K. Walkingshaw Pass, R. White

Rutherford Appleton Laboratory, Didcot, United Kingdom

K.W. Bell, A. Belyaev⁸⁹ , C. Brew , R.M. Brown, D.J.A. Cockerill, C. Cooke, K.V. Ellis,
K. Harder, S. Harper, M.-L. Holmberg⁹⁰, J. Linacre , K. Manolopoulos, D.M. Newbold ,
E. Olaiya, D. Petyt, T. Reis , T. Schuh, C.H. Shepherd-Themistocleous, I.R. Tomalin,
T. Williams 

Imperial College, London, United Kingdom

R. Bainbridge , P. Bloch , S. Bonomally, J. Borg , S. Breeze, O. Buchmuller, V. Cepaitis , G.S. Chahal⁹¹ , D. Colling, P. Dauncey , G. Davies , M. Della Negra , S. Fayer, G. Fedi , G. Hall , M.H. Hassanshahi, G. Iles, J. Langford, L. Lyons, A.-M. Magnan, S. Malik, A. Martelli , D.G. Monk, J. Nash⁹² , M. Pesaresi, B.C. Radburn-Smith, D.M. Raymond, A. Richards, A. Rose, E. Scott , C. Seez, A. Shtipliyski, A. Tapper , K. Uchida, T. Virdee²¹ , M. Vojinovic , N. Wardle , S.N. Webb , D. Winterbottom

Brunel University, Uxbridge, United Kingdom

K. Coldham, J.E. Cole , A. Khan, P. Kyberd , I.D. Reid , L. Teodorescu, S. Zahid 

Baylor University, Waco, Texas, U.S.A.

S. Abdullin , A. Brinkerhoff , B. Caraway , J. Dittmann , K. Hatakeyama , A.R. Kanuganti, B. McMaster , M. Saunders , S. Sawant, C. Sutantawibul, J. Wilson 











Catholic University of America, Washington, DC, U.S.A.

R. Bartek , A. Dominguez , R. Uniyal , A.M. Vargas Hernandez














The University of Alabama, Tuscaloosa, Alabama, U.S.A.

A. Buccilli , S.I. Cooper , D. Di Croce , S.V. Gleyzer , C. Henderson , C.U. Perez , P. Rumerio⁹³ , C. West 











Boston University, Boston, Massachusetts, U.S.A.

A. Akpinar , A. Albert , D. Arcaro , C. Cosby , Z. Demiragli , E. Fontanesi, D. Gastler, S. May , J. Rohlf , K. Salyer , D. Sperka, D. Spitzbart , I. Suarez , A. Tsatsos, S. Yuan, D. Zou

Brown University, Providence, Rhode Island, U.S.A.

G. Benelli , B. Burkle , X. Coubez²², D. Cutts , M. Hadley , U. Heintz , J.M. Hogan⁹⁴ , T. Kwon, G. Landsberg , K.T. Lau , D. Li, M. Lukasik, J. Luo , M. Narain, N. Pervan, S. Sagir⁹⁵ , F. Simpson, E. Usai , W.Y. Wong, X. Yan , D. Yu , W. Zhang







University of California, Davis, Davis, California, U.S.A.

J. Bonilla , C. Brainerd , R. Breedon, M. Calderon De La Barca Sanchez, M. Chertok , J. Conway , P.T. Cox, R. Erbacher, G. Haza, F. Jensen , O. Kukral, R. Lander, M. Mulhearn , D. Pellett, B. Regnery , D. Taylor , Y. Yao , F. Zhang 

















University of California, Los Angeles, California, U.S.A.

M. Bachtis , R. Cousins , A. Datta , D. Hamilton, J. Hauser , M. Ignatenko, M.A. Iqbal, T. Lam, W.A. Nash, S. Regnard , D. Saltzberg , B. Stone, V. Valuev 











University of California, Riverside, Riverside, California, U.S.A.

Y. Chen, R. Clare , J.W. Gary , M. Gordon, G. Hanson , G. Karapostoli , O.R. Long , N. Manganelli, W. Si , S. Wimpenny, Y. Zhang













University of California, San Diego, La Jolla, California, U.S.A.

J.G. Branson, P. Chang , S. Cittolin, S. Cooperstein , D. Diaz , J. Duarte , R. Gerosa , L. Giannini , J. Guiang, R. Kansal , V. Krutelyov , R. Lee, J. Letts , M. Masciovecchio , F. Mokhtar, M. Pieri , B.V. Sathia Narayanan , V. Sharma , M. Tadel, F. Würthwein , Y. Xiang , A. Yagil 







University of California, Santa Barbara - Department of Physics, Santa Barbara, California, U.S.A.

N. Amin, C. Campagnari , M. Citron , G. Collura , A. Dorsett, V. Dutta , J. Incandela , M. Kilpatrick , J. Kim , B. Marsh, H. Mei, M. Oshiro, M. Quinnan , J. Richman, U. Sarica , F. Setti, J. Shephlock, P. Siddireddy, D. Stuart, S. Wang 







California Institute of Technology, Pasadena, California, U.S.A.

A. Bornheim , O. Cerri, I. Dutta , J.M. Lawhorn , N. Lu , J. Mao, H.B. Newman , T.Q. Nguyen , M. Spiropulu , J.R. Vlimant , C. Wang , S. Xie , Z. Zhang , R.Y. Zhu 















Carnegie Mellon University, Pittsburgh, Pennsylvania, U.S.A.

J. Alison , S. An , M.B. Andrews, P. Bryant , T. Ferguson , A. Harilal, C. Liu, T. Mudholkar , M. Paulini , A. Sanchez, W. Terrill


















University of Colorado Boulder, Boulder, Colorado, U.S.A.

J.P. Cumalat , W.T. Ford , A. Hassani, G. Karathanasis, E. MacDonald, R. Patel, A. Perloff , C. Savard, N. Schonbeck, K. Stenson , K.A. Ulmer , S.R. Wagner , N. Zipper

Cornell University, Ithaca, New York, U.S.A.






J. Alexander , S. Bright-Thonney , X. Chen , Y. Cheng , D.J. Cranshaw , S. Hogan, J. Monroy , J.R. Patterson , D. Quach , J. Reichert , M. Reid , A. Ryd, W. Sun , J. Thom , P. Wittich , R. Zou 

Fermi National Accelerator Laboratory, Batavia, Illinois, U.S.A.





M. Albrow , M. Alyari , G. Apollinari, A. Apresyan , A. Apyan , L.A.T. Bauerdick , D. Berry , J. Berryhill , P.C. Bhat, K. Burkett , J.N. Butler, A. Canepa, G.B. Cerati , H.W.K. Cheung , F. Chlebana, K.F. Di Petrillo , J. Dickinson , V.D. Elvira , Y. Feng, J. Freeman, Z. Gecse, L. Gray, D. Green, S. Grünendahl , O. Gutsche , R.M. Harris , R. Heller, T.C. Herwig , J. Hirschauer , B. Jayatilaka , S. Jindariani, M. Johnson, U. Joshi, T. Klijnsma , B. Klima , K.H.M. Kwok, S. Lammel , D. Lincoln , R. Lipton, T. Liu, C. Madrid, K. Maeshima, C. Mantilla , D. Mason, P. McBride , P. Merkel, S. Mrenna , S. Nahn , J. Ngadiuba , V. Papadimitriou, N. Pastika, K. Pedro , C. Pena⁶⁴ , F. Ravera , A. Reinsvold Hall⁹⁶ , L. Ristori , E. Sexton-Kennedy , N. Smith , A. Soha , L. Spiegel, S. Stoynev , J. Strait , L. Taylor , S. Tkaczyk, N.V. Tran , L. Uplegger , E.W. Vaandering , H.A. Weber 

University of Florida, Gainesville, Florida, U.S.A.



P. Avery, D. Bourilkov , L. Cadamuro , V. Cherepanov, R.D. Field, D. Guerrero, M. Kim, E. Koenig, J. Konigsberg , A. Korytov, K.H. Lo, K. Matchev , N. Menendez 

G. Mitselmakher , A. Muthirakalayil Madhu, N. Rawal, D. Rosenzweig, S. Rosenzweig, K. Shi , J. Wang , Z. Wu , E. Yigitbasi , X. Zuo












Florida State University, Tallahassee, Florida, U.S.A.

T. Adams , A. Askew , R. Habibullah , V. Hagopian, K.F. Johnson, R. Khurana, T. Kolberg , G. Martinez, H. Prosper , C. Schiber, O. Viazlo , R. Yohay , J. Zhang








Florida Institute of Technology, Melbourne, Florida, U.S.A.

M.M. Baarmand , S. Butalla, T. Elkafrawy⁹⁷ , M. Hohlmann , R. Kumar Verma , D. Noonan , M. Rahmani, F. Yumiceva 

University of Illinois at Chicago (UIC), Chicago, Illinois, U.S.A.

M.R. Adams, H. Becerril Gonzalez , R. Cavanaugh , S. Dittmer, O. Evdokimov , C.E. Gerber , D.J. Hofman , A.H. Merrit, C. Mills , G. Oh , T. Roy, S. Rudrabhatla, M.B. Tonjes , N. Varelas , J. Viinikainen , X. Wang, Z. Ye 















The University of Iowa, Iowa City, Iowa, U.S.A.

M. Alhuseini , K. Dilsiz⁹⁸ , L. Emediato, R.P. Gandrajula , O.K. Köseyan , J.-P. Merlo, A. Mestvirishvili⁹⁹, J. Nachtman, H. Ogul¹⁰⁰ , Y. Onel , A. Penzo, C. Snyder, E. Tiras¹⁰¹ 




Johns Hopkins University, Baltimore, Maryland, U.S.A.

O. Amram , B. Blumenfeld , L. Corcodilos , J. Davis, A.V. Gritsan , S. Kyriacou, P. Maksimovic , J. Roskes , M. Swartz, T.Á. Vámi 

The University of Kansas, Lawrence, Kansas, U.S.A.

A. Abreu, J. Anguiano, C. Baldenegro Barrera , P. Baringer , A. Bean , Z. Flowers, T. Isidori, S. Khalil , J. King, G. Krintiras , A. Kropivnitskaya , M. Lazarovits, C. Le Mahieu, C. Lindsey, J. Marquez, N. Minafra , M. Murray , M. Nickel, C. Rogan , C. Royon, R. Salvatico , S. Sanders, E. Schmitz, C. Smith , Q. Wang , Z. Warner, J. Williams , G. Wilson 









Kansas State University, Manhattan, Kansas, U.S.A.

S. Duric, A. Ivanov , K. Kaadze , D. Kim, Y. Maravin , T. Mitchell, A. Modak, K. Nam
















Lawrence Livermore National Laboratory, Livermore, California, U.S.A.

F. Rebassoo, D. Wright








University of Maryland, College Park, Maryland, U.S.A.

E. Adams, A. Baden, O. Baron, A. Belloni , S.C. Eno , N.J. Hadley , S. Jabeen , R.G. Kellogg, T. Koeth, Y. Lai, S. Lascio, A.C. Mignerey, S. Nabili, C. Palmer , M. Seidel , A. Skuja , L. Wang, K. Wong 






Massachusetts Institute of Technology, Cambridge, Massachusetts, U.S.A.

D. Abercrombie, G. Andreassi, R. Bi, W. Busza , I.A. Cali, Y. Chen , M. D'Alfonso , J. Eysermans, C. Freer , G. Gomez Ceballos, M. Goncharov, P. Harris, M. Hu, M. Klute , D. Kovalskiy , J. Krupa, Y.-J. Lee , C. Mironov , C. Paus , D. Rankin , C. Roland , G. Roland, Z. Shi , G.S.F. Stephans , J. Wang, Z. Wang , B. Wyslouch 









University of Minnesota, Minneapolis, Minnesota, U.S.A.

R.M. Chatterjee, A. Evans , J. Hiltbrand, Sh. Jain , B.M. Joshi , M. Krohn, Y. Kubota, J. Mans , M. Revering, R. Rusack , R. Saradhy, N. Schroeder , N. Strobbe , M.A. Wadud











University of Nebraska-Lincoln, Lincoln, Nebraska, U.S.A.

K. Bloom , M. Bryson, S. Chauhan , D.R. Claes, C. Fangmeier, L. Finco , F. Golf , C. Joo, I. Kravchenko , I. Reed, J.E. Siado, G.R. Snow[†], W. Tabb, A. Wightman, F. Yan, A.G. Zecchinelli






State University of New York at Buffalo, Buffalo, New York, U.S.A.

G. Agarwal , H. Bandyopadhyay , L. Hay , I. Iashvili , A. Kharchilava, C. McLean , D. Nguyen, J. Pekkanen , S. Rappoccio , A. Williams 











Northeastern University, Boston, Massachusetts, U.S.A.

G. Alverson , E. Barberis, Y. Haddad , Y. Han, A. Hortiangtham, A. Krishna, J. Li , J. Lidrych , G. Madigan, B. Marzocchi , D.M. Morse , V. Nguyen, T. Orimoto , A. Parker, L. Skinnari , A. Tishelman-Charny, T. Wamorkar, B. Wang , A. Wisecarver, D. Wood 

Northwestern University, Evanston, Illinois, U.S.A.

S. Bhattacharya , J. Bueghly, Z. Chen , A. Gilbert , T. Gunter , K.A. Hahn, Y. Liu, N. Odell, M.H. Schmitt , M. Velasco














University of Notre Dame, Notre Dame, Indiana, U.S.A.

R. Band , R. Bucci, M. Cremonesi, A. Das , N. Dev , R. Goldouzian , M. Hildreth, K. Hurtado Anampa , C. Jessop , K. Lannon , J. Lawrence, N. Loukas , D. Lutton, J. Mariano, N. Marinelli, I. Mcalister, T. McCauley , C. Mcgrady, K. Mohrman, C. Moore, Y. Musienko⁵⁷, R. Ruchti, A. Townsend, M. Wayne, M. Zarucki , L. Zygala

The Ohio State University, Columbus, Ohio, U.S.A.

B. Bylsma, L.S. Durkin , B. Francis , C. Hill , M. Nunez Ornelas , K. Wei, B.L. Winer, B.R. Yates 














Princeton University, Princeton, New Jersey, U.S.A.



















F.M. Addesa , B. Bonham , P. Das , G. Dezoort, P. Elmer , A. Frankenthal , B. Greenberg , N. Haubrich, S. Higginbotham, A. Kalogeropoulos , G. Kopp, S. Kwan , D. Lange, D. Marlow , K. Mei , I. Ojalvo, J. Olsen , D. Stickland , C. Tully 

University of Puerto Rico, Mayaguez, Puerto Rico, U.S.A.













































S. Malik , S. Norberg





Purdue University, West Lafayette, Indiana, U.S.A.

A.S. Bakshi, V.E. Barnes , R. Chawla , S. Das , L. Gutay, M. Jones , A.W. Jung , D. Kondratyev , A.M. Koshy, M. Liu, G. Negro, N. Neumeister , G. Paspalaki, S. Piperov , A. Purohit, J.F. Schulte , M. Stojanovic¹⁷, J. Thieman , F. Wang , R. Xiao , W. Xie 

Purdue University Northwest, Hammond, Indiana, U.S.A.J. Dolen , N. Parashar**Rice University, Houston, Texas, U.S.A.**D. Acosta , A. Baty , T. Carnahan, M. Decaro, S. Dildick , K.M. Ecklund , S. Freed, P. Gardner, F.J.M. Geurts , A. Kumar , W. Li, B.P. Padley , R. Redjimi, J. Rotter, W. Shi , A.G. Stahl Leiton , S. Yang , L. Zhang¹⁰², Y. Zhang **University of Rochester, Rochester, New York, U.S.A.**A. Bodek , P. de Barbaro, R. Demina , J.L. Dulemba , C. Fallon, T. Ferbel , M. Galanti, A. Garcia-Bellido , O. Hindrichs , A. Khukhunaishvili, E. Ranken, C.L. Tan, R. Taus, G.P. Van Onsem **The Rockefeller University, New York, New York, U.S.A.**

K. Goulianos

Rutgers, The State University of New Jersey, Piscataway, New Jersey, U.S.A.B. Chiarito, J.P. Chou , A. Gandrakota , Y. Gershtein , E. Halkiadakis , A. Hart, M. Heindl , O. Karacheban²⁵ , I. Laflotte, A. Lath , R. Montalvo, K. Nash, M. Os-heron, S. Salur , S. Schnetzer, S. Somalwar , R. Stone, S.A. Thayil , S. Thomas, H. Wang **University of Tennessee, Knoxville, Tennessee, U.S.A.**H. Acharya, A.G. Delannoy , S. Fiorendi , S. Spanier **Texas A&M University, College Station, Texas, U.S.A.**O. Bouhali¹⁰³ , M. Dalchenko , A. Delgado , R. Eusebi, J. Gilmore, T. Huang, T. Kamon¹⁰⁴, H. Kim , S. Luo , S. Malhotra, R. Mueller, D. Overton, D. Rathjens , A. Safonov **Texas Tech University, Lubbock, Texas, U.S.A.**N. Akchurin, J. Damgov, V. Hegde, K. Lamichhane, S.W. Lee , T. Mengke, S. Muthu-muni , T. Peltola , I. Volobouev, Z. Wang, A. Whitbeck**Vanderbilt University, Nashville, Tennessee, U.S.A.**E. Appelt , S. Greene, A. Gurrola , W. Johns, A. Melo, K. Padeken , F. Romeo , P. Sheldon , S. Tuo, J. Velkovska **University of Virginia, Charlottesville, Virginia, U.S.A.**M.W. Arenton , B. Cardwell, B. Cox , G. Cummings , J. Hakala , R. Hirosky , M. Joyce , A. Ledovsky , A. Li, C. Neu , C.E. Perez Lara , B. Tannenwald , S. White **Wayne State University, Detroit, Michigan, U.S.A.**N. Poudyal **University of Wisconsin - Madison, Madison, WI, Wisconsin, U.S.A.**S. Banerjee, K. Black , T. Bose , S. Dasu , I. De Bruyn , P. Everaerts , C. Galloni, H. He, M. Herndon , A. Herve, U. Hussain, A. Lanaro, A. Loeliger, R. Loveless,

J. Madhusudanan Sreekala , A. Mallampalli, A. Mohammadi, D. Pinna, A. Savin, V. Shang, V. Sharma , W.H. Smith , D. Teague, S. Trembath-Reichert, W. Vetens 

†: Deceased

- 1: Also at TU Wien, Wien, Austria
- 2: Also at Institute of Basic and Applied Sciences, Faculty of Engineering, Arab Academy for Science, Technology and Maritime Transport, Alexandria, Egypt
- 3: Also at Université Libre de Bruxelles, Bruxelles, Belgium
- 4: Also at Universidade Estadual de Campinas, Campinas, Brazil
- 5: Also at Federal University of Rio Grande do Sul, Porto Alegre, Brazil
- 6: Also at The University of the State of Amazonas, Manaus, Brazil
- 7: Also at University of Chinese Academy of Sciences, Beijing, China
- 8: Also at Department of Physics, Tsinghua University, Beijing, China
- 9: Also at UFMS, Nova Andradina, Brazil
- 10: Also at Nanjing Normal University Department of Physics, Nanjing, China
- 11: Now at The University of Iowa, Iowa City, Iowa, U.S.A.
- 12: Also at Institute for Theoretical and Experimental Physics named by A.I. Alikhanov of NRC ‘Kurchatov Institute’, Moscow, Russia
- 13: Also at Joint Institute for Nuclear Research, Dubna, Russia
- 14: Also at Cairo University, Cairo, Egypt
- 15: Also at Helwan University, Cairo, Egypt
- 16: Now at Zewail City of Science and Technology, Zewail, Egypt
- 17: Also at Purdue University, West Lafayette, Indiana, U.S.A.
- 18: Also at Université de Haute Alsace, Mulhouse, France
- 19: Also at Ilia State University, Tbilisi, Georgia
- 20: Also at Erzincan Binali Yildirim University, Erzincan, Turkey
- 21: Also at CERN, European Organization for Nuclear Research, Geneva, Switzerland
- 22: Also at RWTH Aachen University, III. Physikalisches Institut A, Aachen, Germany
- 23: Also at University of Hamburg, Hamburg, Germany
- 24: Also at Isfahan University of Technology, Isfahan, Iran
- 25: Also at Brandenburg University of Technology, Cottbus, Germany
- 26: Also at Forschungszentrum Jülich, Juelich, Germany
- 27: Also at Physics Department, Faculty of Science, Assiut University, Assiut, Egypt
- 28: Also at Karoly Robert Campus, MATE Institute of Technology, Gyongyos, Hungary
- 29: Also at Institute of Physics, University of Debrecen, Debrecen, Hungary
- 30: Also at Institute of Nuclear Research ATOMKI, Debrecen, Hungary
- 31: Now at Universitatea Babeş-Bolyai — Facultatea de Fizica, Cluj-Napoca, Romania
- 32: Also at MTA-ELTE Lendület CMS Particle and Nuclear Physics Group, Eötvös Loránd University, Budapest, Hungary
- 33: Also at Faculty of Informatics, University of Debrecen, Debrecen, Hungary
- 34: Also at Wigner Research Centre for Physics, Budapest, Hungary
- 35: Also at IIT Bhubaneswar, Bhubaneswar, India
- 36: Also at Institute of Physics, Bhubaneswar, India
- 37: Also at Punjab Agricultural University, Ludhiana, India
- 38: Also at UPES — University of Petroleum and Energy Studies, Dehradun, India
- 39: Also at Shoolini University, Solan, India
- 40: Also at University of Hyderabad, Hyderabad, India
- 41: Also at University of Visva-Bharati, Santiniketan, India

- 42: Also at Indian Institute of Science (IISc), Bangalore, India
- 43: Also at Indian Institute of Technology (IIT), Mumbai, India
- 44: Also at Deutsches Elektronen-Synchrotron, Hamburg, Germany
- 45: Now at Department of Physics, Isfahan University of Technology, Isfahan, Iran
- 46: Also at Sharif University of Technology, Tehran, Iran
- 47: Also at Department of Physics, University of Science and Technology of Mazandaran, Behshahr, Iran
- 48: Now at INFN Sezione di Bari, Università di Bari, Politecnico di Bari, Bari, Italy
- 49: Also at Italian National Agency for New Technologies, Energy and Sustainable Economic Development, Bologna, Italy
- 50: Also at Centro Siciliano di Fisica Nucleare e di Struttura Della Materia, Catania, Italy
- 51: Also at Scuola Superiore Meridionale, Università di Napoli Federico II, Napoli, Italy
- 52: Also at Università di Napoli ‘Federico II’, Napoli, Italy
- 53: Also at Consiglio Nazionale delle Ricerche — Istituto Officina dei Materiali, Perugia, Italy
- 54: Also at Riga Technical University, Riga, Latvia
- 55: Also at Consejo Nacional de Ciencia y Tecnología, Mexico City, Mexico
- 56: Also at IRFU, CEA, Université Paris-Saclay, Gif-sur-Yvette, France
- 57: Also at Institute for Nuclear Research, Moscow, Russia
- 58: Now at National Research Nuclear University ‘Moscow Engineering Physics Institute’ (MEPhI), Moscow, Russia
- 59: Also at Institute of Nuclear Physics of the Uzbekistan Academy of Sciences, Tashkent, Uzbekistan
- 60: Also at St. Petersburg Polytechnic University, St. Petersburg, Russia
- 61: Also at University of Florida, Gainesville, Florida, U.S.A.
- 62: Also at Imperial College, London, United Kingdom
- 63: Also at P.N. Lebedev Physical Institute, Moscow, Russia
- 64: Also at California Institute of Technology, Pasadena, California, U.S.A.
- 65: Also at Budker Institute of Nuclear Physics, Novosibirsk, Russia
- 66: Also at Faculty of Physics, University of Belgrade, Belgrade, Serbia
- 67: Also at Trincomalee Campus, Eastern University, Sri Lanka, Nilaveli, Sri Lanka
- 68: Also at INFN Sezione di Pavia, Università di Pavia, Pavia, Italy
- 69: Also at National and Kapodistrian University of Athens, Athens, Greece
- 70: Also at Ecole Polytechnique Fédérale Lausanne, Lausanne, Switzerland
- 71: Also at Universität Zürich, Zurich, Switzerland
- 72: Also at Stefan Meyer Institute for Subatomic Physics, Vienna, Austria
- 73: Also at Laboratoire d’Annecy-le-Vieux de Physique des Particules, IN2P3-CNRS, Annecy-le-Vieux, France
- 74: Also at Şırnak University, Şırnak, Turkey
- 75: Also at Near East University, Research Center of Experimental Health Science, Nicosia, Turkey
- 76: Also at Konya Technical University, Konya, Turkey
- 77: Also at Piri Reis University, Istanbul, Turkey
- 78: Also at Adiyaman University, Adiyaman, Turkey
- 79: Also at Necmettin Erbakan University, Konya, Turkey
- 80: Also at Bozok Universiteleri Rektörlüğü, Yozgat, Turkey
- 81: Also at Marmara University, Istanbul, Turkey
- 82: Also at Milli Savunma University, Istanbul, Turkey
- 83: Also at Kafkas University, Kars, Turkey
- 84: Also at Istanbul Bilgi University, Istanbul, Turkey

- 85: Also at Hacettepe University, Ankara, Turkey
- 86: Also at Istanbul University — Cerrahpasa, Faculty of Engineering, Istanbul, Turkey
- 87: Also at Ozyegin University, Istanbul, Turkey
- 88: Also at Vrije Universiteit Brussel, Brussel, Belgium
- 89: Also at School of Physics and Astronomy, University of Southampton, Southampton, United Kingdom
- 90: Also at Rutherford Appleton Laboratory, Didcot, United Kingdom
- 91: Also at IPPP Durham University, Durham, United Kingdom
- 92: Also at Monash University, Faculty of Science, Clayton, Australia
- 93: Also at Università di Torino, Torino, Italy
- 94: Also at Bethel University, St. Paul, Minneapolis, U.S.A.
- 95: Also at Karamanoğlu Mehmetbey University, Karaman, Turkey
- 96: Also at United States Naval Academy, Annapolis, Maryland, U.S.A.
- 97: Also at Ain Shams University, Cairo, Egypt
- 98: Also at Bingol University, Bingol, Turkey
- 99: Also at Georgian Technical University, Tbilisi, Georgia
- 100: Also at Sinop University, Sinop, Turkey
- 101: Also at Erciyes University, Kayseri, Turkey
- 102: Also at Institute of Modern Physics and Key Laboratory of Nuclear Physics and Ion-beam Application (MOE) — Fudan University, Shanghai, China
- 103: Also at Texas A&M University at Qatar, Doha, Qatar
- 104: Also at Kyungpook National University, Daegu, Korea