

<https://helda.helsinki.fi>

Study of dijet events with large rapidity separation in proton-proton collisions at $\sqrt{s}=2.76$ TeV

The CMS collaboration

2022-03-28

The CMS Collaboration , Tumasyan , A , Adam , W , Eerola , P , Forthomme , L , Kirschenmann , H , Österberg , K , Voutilainen , M , Brücken , E , Garcia , F , Havukainen , J , Heikkilä , J , Karimäki , V , Kim , M , Kinnunen , R , Kortelainen , M , Lampén , T , Lassila-Perini , K , Laurila , S , Lehti , S , Lindén , T , Lotti , M , Luukka , P , Martikainen , L , Pekkanen , J , Siikonen , H , Tuominen , E , Tuominiemi , J , Viinikainen , J , Petrow , H & Tuuva , T 2022 , ' Study of dijet events with large rapidity separation in proton-proton collisions at $\sqrt{s}=2.76$ TeV ' , Journal of High Energy Physics , vol. 2022 , no. 3 , 189 . [https://doi.org/10.1007/JHEP03\(2022\)189](https://doi.org/10.1007/JHEP03(2022)189)

<http://hdl.handle.net/10138/344448>

[https://doi.org/10.1007/JHEP03\(2022\)189](https://doi.org/10.1007/JHEP03(2022)189)

cc_by
publishedVersion

Downloaded from Helda, University of Helsinki institutional repository.

This is an electronic reprint of the original article.

This reprint may differ from the original in pagination and typographic detail.

Please cite the original version.

Study of dijet events with large rapidity separation in proton-proton collisions at $\sqrt{s} = 2.76$ TeV



The CMS collaboration

E-mail: cms-publication-committee-chair@cern.ch

ABSTRACT: The cross sections for inclusive and Mueller-Navelet dijet production are measured as a function of the rapidity separation between the jets in proton-proton collisions at $\sqrt{s} = 2.76$ TeV for jets with transverse momentum $p_T > 35$ GeV and rapidity $|y| < 4.7$. Various dijet production cross section ratios are also measured. A veto on additional jets with $p_T > 20$ GeV is introduced to improve the sensitivity to the effects of the Balitsky-Fadin-Kuraev-Lipatov (BFKL) evolution. The measurement is compared with the predictions of various Monte Carlo models based on leading-order and next-to-leading-order calculations including the Dokshitzer-Gribov-Lipatov-Altarelli-Parisi leading-logarithm (LL) parton shower as well as the LL BFKL resummation.

KEYWORDS: Hadron-Hadron Scattering, Jet Physics

ARXIV EPRINT: [2111.04605](https://arxiv.org/abs/2111.04605)

Contents

1	Introduction	1
2	The CMS detector	4
3	Event selection	5
4	Simulated samples	7
5	Corrections for detector effects	7
6	Systematic uncertainties	8
7	Results	10
7.1	Differential cross sections $d\sigma^{\text{incl}}/d\Delta y$ and $d\sigma^{\text{MN}}/d\Delta y$	10
7.2	Ratio R^{incl}	10
7.3	Ratio $R_{\text{veto}}^{\text{incl}}$	12
7.4	Ratios R^{MN} and $R_{\text{veto}}^{\text{MN}}$	13
7.5	Comparison of R^{incl} and R^{MN} at $\sqrt{s} = 2.76$ and 7 TeV	14
7.6	Overall results at $\sqrt{s} = 2.76$ TeV and discussion	16
8	Summary	18
	The CMS collaboration	24

1 Introduction

The hard scattering of hadrons with high transverse momentum p_T is well described within the perturbative quantum chromodynamics (QCD) formalism at large center-of-mass energies \sqrt{s} in the Bjorken limit. In this limit, $\sqrt{s} \rightarrow \infty$, while the scaling variable $x \sim p_T/\sqrt{s}$ is kept fixed near unity. In this framework $p_T^2 \approx Q^2$, where Q^2 is the square of the four-momentum transfer. Thus, since x is not small, Q^2 tends to infinity, requiring the terms with $[\alpha_S \ln Q^2]^n$ in the calculations to be resummed, where α_S is the strong coupling. This resummation can be carried out in the collinear factorization framework with the Dokshitzer-Gribov-Lipatov-Altarelli-Parisi (DGLAP) formalism [1–5].

Another important kinematic regime is the Regge-Gribov limit [6–8]: $x \rightarrow 0$, finite $p_T \gg \Lambda_{\text{QCD}}$, and $\sqrt{s} \rightarrow \infty$, where Λ_{QCD} is the QCD scale. This leads to large rapidity intervals between the scattered partons. The standard DGLAP approach fails at small x because of the necessity to sum the terms of the perturbation series enhanced by powers of $[\alpha_S \ln(1/x)]^n$. Resummation of the leading $[\alpha_S \ln(1/x)]$ terms is typically performed in the

Balitsky-Fadin-Kuraev-Lipatov (BFKL) approach [6–8], which describes what is generally referred to as the perturbative pomeron. In the Regge-Gribov limit, the parton scattering subprocesses involve a large number of the partons emitted in a large rapidity interval with comparable p_T . Such subprocesses can be described by the BFKL evolution and lead to an increase of the dijet production cross section with increasing rapidity separation between the jets, $\Delta y = |y_1 - y_2|$, where y_1 and y_2 are the rapidities of the two jets constituting a dijet. In events that contain at least two jets with p_T above a $p_{T\min}$ threshold, the most forward and the most backward ones are referred to as Mueller-Navelet (MN) jets [9]. The leading contribution to the dijet cross section in the BFKL approach comes from the MN jets production.

In ref. [9], the BFKL approach was used to calculate the ratio of the MN dijet production cross section σ^{MN} to that calculated for the Born subprocess. It has been assumed that because of factorization, the corresponding hadronic dijet ratio is equal to the one at the subprocess parton level. This ratio is known as the MN dijet K factor. However, the cross section of the Born subprocess is not measurable, because it is not possible to neglect virtual contributions to the measured cross section. Nevertheless, one can measure the cross section for events with exactly two jets with $p_T > p_{T\min}$. In the following, we will refer to such events as “exclusive”. The lower the value of $p_{T\min}$, the better the “exclusive” process approximates the truly exclusive case, i.e., when there are only two jets and two protons in the final state. Therefore, the cross section of “exclusive” events can be an approximate measure of the Born subprocess cross section.

Each pairwise combination of jets with $p_T > p_{T\min}$ in the event forms an inclusive dijet. Therefore, the MN jet pairs constitute a subset of the inclusive dijets. The inclusive cross section σ^{incl} may have an advantage with respect to the MN cross section σ^{MN} because some MN jets can fall outside of the detector acceptance [10]. For small Δy , the inclusive dijet cross section is larger than the corresponding MN one because all jets in the rapidity interval between the MN jets contribute to the inclusive cross section. For large Δy , the MN dijet cross section approaches that for inclusive dijets because of the kinematical limitations on additional jet production.

The present paper reports a measurement of inclusive and MN dijet differential cross sections as a function of Δy in proton-proton (pp) collisions at $\sqrt{s} = 2.76$ TeV, based on a sample corresponding to an integrated luminosity of 5.4 pb^{-1} collected by the CMS experiment at the CERN LHC in 2013:

$$\begin{aligned} & d\sigma^{\text{incl}}/d\Delta y, \\ & d\sigma^{\text{MN}}/d\Delta y, \end{aligned} \tag{1.1}$$

as well as the following cross section ratios:

$$\begin{aligned} R^{\text{incl}} &= (d\sigma^{\text{incl}}/d\Delta y)/(d\sigma^{\text{excl}}/d\Delta y), \\ R^{\text{MN}} &= (d\sigma^{\text{MN}}/d\Delta y)/(d\sigma^{\text{excl}}/d\Delta y), \\ R_{\text{veto}}^{\text{incl}} &= (d\sigma^{\text{incl}}/d\Delta y)/(d\sigma_{\text{veto}}^{\text{excl}}/d\Delta y), \\ R_{\text{veto}}^{\text{MN}} &= (d\sigma^{\text{MN}}/d\Delta y)/(d\sigma_{\text{veto}}^{\text{excl}}/d\Delta y). \end{aligned} \tag{1.2}$$

Dijet types	Number of jets with $p_T > 35$ GeV in the event	Veto on extra jets with $p_T > 20$ GeV in the event	Dijet selection criteria	Number of dijets
Inclusive	≥ 2	no	each pairwise combination of jets	154 124
MN	≥ 2	no	pair of jets most separated in rapidity	138 908
“Exclusive”	$= 2$	no	just one jet pair	132 648
“Exclusive” with veto	$= 2$	yes	just one jet pair	107 770

Table 1. Event definitions for cross section measurements.

Here σ^{incl} is the inclusive dijet production cross section, i.e., the cross section for events with at least one pair of jets with $p_T > p_{T\text{min}} = 35$ GeV. In those events each pairwise combination of jets with $p_T > 35$ GeV contributes to the inclusive cross section. The “exclusive” dijet production cross section, σ^{excl} , corresponds to dijet events with exactly two jets with $p_T > 35$ GeV. The cross section of MN dijets is denoted as σ^{MN} ; here, for each event, only the dijet with the most forward and most backward jets with $p_T > 35$ GeV contribute. Finally, $\sigma_{\text{veto}}^{\text{excl}}$ corresponds to “exclusive” events in which there are no extra jets above $p_{T\text{veto}} = 20$ GeV [11].

Lowering the veto threshold $p_{T\text{veto}}$ makes the $R_{\text{veto}}^{\text{incl}}$ and $R_{\text{veto}}^{\text{MN}}$ ratios closer to the theoretical K factor and increases the sensitivity to BFKL evolution effects. The event definitions as well as the number of collected dijets are summarized in table 1.

Previous searches for BFKL evolution effects in jet production at hadron colliders were performed at the Tevatron by the D0 and CDF experiments. D0 observed a stronger dependence of the MN dijet production cross section on the collision energy than expected in the leading-logarithmic (LL) BFKL approach [12]. Conversely, no indications of BFKL effects in the MN dijet azimuthal decorrelations were observed [13]. The D0 results on dijet production via hard color-singlet exchange (jet-gap-jet events) [14] are consistent with next-to-LL (NLL) BFKL-based calculations [15, 16]. The CDF experiment observed that dijet production via color-singlet exchange is independent of the pseudorapidity interval between the jets [17]. The CDF results are in general agreement with BFKL-based calculations.

Both the ATLAS [18, 19] and CMS [20–22] Collaborations at the CERN LHC have measured forward dijet production in pp collisions at $\sqrt{s} = 7$ TeV. The CMS measurements extend up to $\Delta y = 9.4$ between jets with $p_T > 35$ GeV, whereas the ATLAS measurements extend up to $\Delta y = 8$ for dijets with average transverse momentum $\bar{p}_T = (p_{T1} + p_{T2})/2 > 60$ GeV, where p_{T1} and p_{T2} are the transverse momenta of the jets in a dijet system. The ATLAS measurement of dijet production with no additional jets with $p_T > 20$ GeV between the jets [18] is in agreement [19] with the parton-level LL BFKL calculations of the HEJ Monte Carlo (MC) generator [23], combined with the dipole parton shower

simulation of ARIADNE [24]. The ATLAS measurement of azimuthal decorrelations [19] in dijet events is also well described by the combination of HEJ and ARIADNE at large Δy and for $60 < \bar{p}_T < 200$ GeV. Conversely, in this region, the next-to-leading-order (NLO) parton matrix element prediction of the POWHEG generator [25], combined with the LL DGLAP-based parton shower simulated with PYTHIA8 [26] or HERWIG [27], fails to describe the data. The CMS measurement of the cross section for dijet production where one jet is at forward rapidities and one is central is described well by HEJ [20]. The CMS results for the dijet cross section ratios [21] are neither reproduced at large Δy by the LL BFKL-based HEJ+ARIADNE combination, nor by the LL DGLAP-based HERWIG++ [28] simulation; they are instead well described by the LL DGLAP-based PYTHIA8 [26] generator. Finally, the azimuthal decorrelations measured by CMS [22] are in agreement with NLL BFKL analytic calculations for large Δy [29], whereas the LL DGLAP-based MC generators PYTHIA8 and HERWIG cannot describe all the measured observables.

In summary, none of the DGLAP-based MC generators is able to reproduce all the observables; conversely, NLL BFKL calculations, when available, are consistent with the measurements. However, more data at different collision energies are necessary, since the energy dependence of the DGLAP and BFKL contribution is expected to be different.

The present analysis extends the 7 TeV results [21] by measuring R^{incl} , R^{MN} and, in addition, $R_{\text{veto}}^{\text{incl}}$, $R_{\text{veto}}^{\text{MN}}$ and $d\sigma^{\text{incl}}/d\Delta y$, $d\sigma^{\text{MN}}/d\Delta y$ at $\sqrt{s} = 2.76$ TeV. The event selection and jet definition are the same as in the previous measurement, which allows a direct comparison of the results. The integrated luminosity is approximately similar (5.4 pb^{-1} in the present analysis and 5 pb^{-1} at $\sqrt{s} = 7$ TeV). The number of events decreases because of the lower \sqrt{s} . However, the probability of additional pp interactions within the same or adjacent bunch crossings, i.e., “pileup” (PU), is lower in the present analysis, which reduces the systematic uncertainty. The data were taken in special runs with low PU. The average number of collisions per bunch crossing is estimated to be 0.35.

The CMS measurements of dijet events with a large rapidity gap at $\sqrt{s} = 7$ TeV [30] and at $\sqrt{s} = 13$ TeV [31] are complementary to the work presented here. The jet-gap-jet analysis excludes events with charged particles in the rapidity gap between the two leading jets, although allowing them outside the gap. In contrast, the present analysis allows the emission of jets with $p_T < p_{T\text{min}}$ or $p_{T\text{veto}}$, both inside and outside the rapidity interval between the two jets. The results in refs. [30] and [31] are in partial agreement with NLL BFKL calculations.

2 The CMS detector

The central feature of the CMS apparatus is a superconducting solenoid of 6 m internal diameter, providing a magnetic field of 3.8 T. Within the solenoid volume are a silicon pixel and strip tracker, a lead tungstate crystal electromagnetic calorimeter (ECAL), and a brass and scintillator hadron calorimeter (HCAL), each composed of a barrel and two endcap sections. Forward calorimeters extend the pseudorapidity η coverage provided by the barrel and endcap detectors. Muons are measured in gas-ionization detectors embedded in the steel flux-return yoke outside the solenoid.

The part of the CMS detector essential to the present analysis is the calorimeter system. The ECAL and HCAL extend to $|\eta| < 3.0$. In the region $|\eta| < 1.74$, the HCAL cells have widths of 0.087 in η and 0.087 in azimuth (ϕ). In the η - ϕ plane, and for $|\eta| < 1.48$, the HCAL cells map on to 5×5 arrays of ECAL crystals to form calorimeter towers projecting radially outwards from close to the nominal interaction point. For $|\eta| > 1.74$, the coverage of the towers increases progressively to a maximum of 0.174 in $\Delta\eta$ and $\Delta\phi$. Within each tower, the energy deposits in ECAL and HCAL cells are summed to define the calorimeter tower energies, which are subsequently used to provide the energies and directions of hadronic jets.

The forward hadron (HF) calorimeter uses steel as an absorber and quartz fibers as the sensitive material. The two halves of the HF are located 11.2 m from the interaction region, one on each end, and together they provide coverage in the range $3.0 < |\eta| < 5.2$. They also serve as luminosity monitors. Each HF calorimeter consists of 432 readout towers, containing long and short quartz fibers running parallel to the beam. The long fibers run the entire depth of the HF calorimeter (165 cm, or approximately 10 interaction lengths), while the short fibers start at a depth of 22 cm from the front of the detector. By reading out the two sets of fibers separately, it is possible to distinguish showers generated by electrons and photons, which deposit a large fraction of their energy in the long-fiber calorimeter segment, from those generated by hadrons, which produce on average nearly equal signals in both calorimeter segments.

Events are selected online by means of a two-tiered trigger system [32]. The first level, composed of custom hardware processors, uses information from the calorimeters and muon detectors to select events at a rate of around 100 kHz within a fixed latency of less than $4 \mu\text{s}$. The second level, known as the high-level trigger, consists of a farm of processors running a version of the full event reconstruction software optimized for fast processing, and reduces the event rate to around 1 kHz before data storage.

A more detailed description of the CMS detector, together with a definition of the coordinate system used and the relevant kinematic variables, is reported in ref. [33].

3 Event selection

The data sample used for the present analysis was collected with the CMS detector in 2013, when the LHC collided protons at $\sqrt{s} = 2.76 \text{ TeV}$. The sample corresponds to an integrated luminosity of 5.4 pb^{-1} .

Jets are clustered from particles reconstructed with the particle-flow (PF) algorithm [34]; this algorithm reconstructs and identifies each individual particle in an event, with an optimized combination of information from the various elements of the CMS detector. The vertex with the largest value of the summed charged-particle track p_T is the primary pp interaction vertex (PV). The photon energy is obtained from the ECAL measurement. The electron energy is determined from a combination of the electron momentum at the PV as measured by the tracker, the energy of the corresponding ECAL cluster, and the energy sum of all bremsstrahlung photons spatially compatible with originating from the electron track. The muon energy is obtained from the curvature of the corresponding

track. The energy of charged hadrons is determined from a combination of their momentum measured in the tracker and the matching ECAL and HCAL energy deposits, corrected for zero-suppression effects and for the response function of the calorimeters to hadronic showers. Finally, the energy of neutral hadrons is obtained from the corresponding corrected ECAL and HCAL energies. The silicon tracker measures charged particles within the range $|\eta| < 2.5$. Therefore, jets with higher pseudorapidity are reconstructed using the calorimeter information only.

The clustering of jets is carried out with the anti- k_T algorithm [35] as implemented in the FASTJET package [36] with a distance parameter 0.5. Jets in the analysis are required to have their charged tracks associated with the PV. Jet momentum is determined as the vector sum of all particle momenta in a jet, and is found from simulations to be within 5 to 10% of the true momentum over the entire p_T spectrum and detector acceptance.

Additional pp interactions (pileup) within the same or nearby bunch crossings can contribute additional tracks and calorimetric energy depositions, increasing the apparent jet momentum [37]. To mitigate this effect, tracks identified as originating from pileup vertices are discarded, and an offset correction is applied to correct for remaining contributions. Jet energy corrections are derived from simulation, and are confirmed with in situ measurements of the energy balance in dijet and photon+jet, Z+jet, and multijet events. Additional selection criteria are applied to each event to remove spurious jet-like features originating from isolated noise patterns in certain HCAL regions.

The jet energy resolution (JER) typically amounts to 15% at 10 GeV, 8% at 100 GeV, and 4% at 1 TeV [38].

Dijet events with moderate Δy were selected online by means of a single jet trigger that required the presence of at least one jet with $p_T > 20$ GeV and $|\eta| < 5.0$. Dedicated single and double forward jet triggers were used to select dijet events with large Δy . The single forward jet trigger required the presence of a jet with $p_T > 20$ GeV in the forward or backward η regions, i.e., $3.0 < \eta < 5.1$ or $-5.1 < \eta < -3.0$. Finally, the double forward jet trigger required at least one jet in the forward and at least one in the backward region with $p_T > 20$ GeV. To keep the rate of the triggers within the allocated bandwidth, prescale factors were used, which reduced the effective integrated luminosities to 47.3 nb^{-1} , 382 nb^{-1} , and 4.6 pb^{-1} for the single, single forward, and double forward jet triggers, respectively. The trigger efficiency for selecting events with at least one pair of jets with $p_T > 35$ GeV is higher than 98% for the single and single forward jet triggers, and is 100% for the double jet trigger.

The combination of the samples obtained with the triggers just discussed provides the coverage of the kinematic region relevant for the present analysis. The overlap regions are removed, and the samples are reweighted and merged. The weights are calculated as the ratios of the effective luminosities of the triggers. To exclude overlaps, appropriate offline selection conditions are imposed. Specifically, the events containing jets with $p_T > 35$ GeV in the forward or backward η regions are removed from the single-jet trigger sample. Events with at least one jet with $p_T > 35$ GeV in the forward or backward regions, but not in both, are kept in the sample selected by the single forward jet trigger. In addition, the events selected by the double forward jet trigger are required to have at least one jet with $p_T > 35$ GeV, both in the forward and backward regions. Control distributions are

extracted from the single jet trigger sample without the exclusion of the forward-backward events described above. The event distributions from the combined sample coincide with the control distributions within statistical fluctuations.

Offline, events are required to have at least one reconstructed vertex. The PV must contain at least four tracks associated with it, should be within 2 cm of the beam axis in the transverse plane, and its z coordinate should be within the luminous collision region, $|z_{\text{PV}}| < 24$ cm. The efficiency for selecting events with at least one vertex is 98.9% for the single jet triggers and 99.5% for the double jet trigger. Background originating from the beam scraping some aperture limitation in the beamline is suppressed by requiring that events with more than ten tracks have a fraction of high-purity tracks of at least 25% [39].

The events of interest for the present analysis are those that contain at least two jets with $p_{\text{T}} > 35$ GeV and $|y| < 4.7$; jets with $p_{\text{T}} > p_{\text{T}\text{veto}} = 20$ GeV are considered for the “exclusive” with veto sample.

4 Simulated samples

The simulations are used to compare the results with theoretical models and to correct for detector effects. The following MC generators are used: PYTHIA8 (8.183) [26], tune 4C [40] and HERWIG++ (2.7.1) [28], tune EE3C [41]. These both implement leading-order (LO) matrix element predictions improved with LL DGLAP-based parton showering. POWHEG (2.0) [25] generates events according to NLO matrix element predictions; parton showering is carried out with PYTHIA8 (8.230), HERWIG7 (7.1.2) [42], and HERWIG++ (2.7.1). LL BFKL-based predictions are provided by HEJ (1.4.0) [23] at parton level; the hadronization is carried out with the ARIADNE (4.12J01) generator [24].

5 Corrections for detector effects

Trigger efficiencies are measured as functions of η and p_{T} using a minimum bias sample. The single jet trigger is 92% efficient in selecting events with p_{T} of the leading jet greater than 35 GeV. The single jet trigger is also used for the determination of the single forward jet trigger efficiency, which is at least as efficient as the single jet trigger. The double forward jet trigger is 100% efficient in selecting dijet events with the two leading jets on opposite sides. Therefore, only the single jet trigger inefficiency needs to be corrected. Dijet events have higher probability of being selected by the single jet trigger because each jet in the event can satisfy the trigger conditions. The total impact of the trigger inefficiency correction does not exceed 0.16% for the cross section ratios and 1.5% for the cross sections.

The finite resolution of the reconstructed values of the jet p_{T} and y leads to migration of the events across the p_{T} threshold and between y bins, resulting in distortions of the measured distributions. To study the impact of these effects and correct for them, MC simulations are employed.

Events at stable-particle level generated with PYTHIA8 and HERWIG++ are passed through the standard GEANT4 [43] simulation of the CMS detector and reconstructed in the same way as the collision data. The PU contribution is included by adding simulated

pp interactions with a rate equal to that observed in data. A study in ref. [44] has shown that the JER for PF jets in the MC simulation is 7.9–40.0% better than that in the data. To correct for this difference a further energy smearing is applied to the four-momentum of the simulated jets at the detector level.

To study the migrations of events in p_T and y , jets at stable-particle level are matched to jets at detector level. Matching requires a jet at stable-particle level to be within a 0.4 radius in (η, ϕ) space around the axis of the jet at detector level. The main distortion is caused by the migration across the p_T threshold. The migration from below to above the threshold causes background events to enter the sample. The background fraction increases from 40% at $\Delta y < 1$ to 85% at $\Delta y > 7$. The migration from above to below the threshold leads to the loss of up to 40% of the signal events. The migration between y bins affects less than 10% of the events. Since migration effects are correlated across dijet samples, their impact on the ratio of dijet cross sections is reduced.

The migration effects are corrected by unfolding the data with the Tikhonov regularisation scheme, as implemented in the TUnfold [45] package.

As a consistency check, we verified that unfolding the detector level distributions obtained with PYTHIA8 (HERWIG++) by using response matrices also determined with PYTHIA8 (HERWIG++) gives distributions consistent with the generated ones. Conversely, if the PYTHIA8 distributions are unfolded with HERWIG++, residual differences of up to 20% are found for the cross section measurement and 4.4% for the ratios; the residuals are approximately the same if the HERWIG++ distributions are unfolded with PYTHIA8. These residual differences do not change when both HERWIG++ and PYTHIA8 simulations are reweighted to match the data at the detector level. The bias produced by the change in shape of the reweighted simulation used for the unfolding is fully covered by the residual difference. The residual differences reflect the fact that the detector response to jets is simulated with different models. Therefore, the difference in the results obtained by unfolding the data with different models is an estimate of the model dependence of the unfolding procedure.

The average unfolding correction obtained with PYTHIA8 and HERWIG++ is used for the results. The unfolding corrections are in the range 0.92–0.20 for the differential cross section measurement, 0.97–1.01 for the ratios without veto, and 0.95–0.98 for the ratios with veto. The ranges correspond to the variation of the unfolding correction with increasing Δy .

6 Systematic uncertainties

The following sources of systematic uncertainty are considered.

1. *Jet energy scale (JES) uncertainty.* Its effect is estimated by scaling the four-momentum of the jets by the p_T and η dependent uncertainty of the jet energy correction factors, which are determined by using the multistep approach described in ref. [44]. The magnitude of the uncertainty does not exceed 4.6 (3.2)% for jets with $p_T = 20$ (35) GeV. The difference between the nominal results and those obtained with the scaling is an estimate of the effect of the JES uncertainty in the results.

2. *Uncertainty in the JER correction factors.* The systematic uncertainty of the MC modeling of the JER depends on η of the jets [44], and varies between 2.6 and 19.0%. The contribution of this uncertainty is evaluated by smearing the four-momentum of the simulated jets at the detector level according to the JER correction uncertainty. The difference between the nominal results and those with the additional smearing is an estimate of the systematic uncertainty.
3. *Model dependent (MD) uncertainty of the unfolding.* The difference between the results obtained correcting the data with PYTHIA8 and HERWIG++ is an estimate of the model dependence of the unfolding. This uncertainty varies between 1.5 and 22.0% for the cross sections, whereas it is between 0.5 and 4.5% for the ratios.
4. *Uncertainty related to the parton distribution function (PDF) set.* The PYTHIA8 (tune 4C) and HERWIG++ (tune EE3C) samples used for the unfolding employ the LO CTEQ6L1 PDF set [46]. The PDF uncertainty is propagated as recommended by the PDF4LHC group [47]. The following PDF sets are used for the propagation: NNPDF31_lo_as_0130 [48], CT14lo [49], and MMHT2014lo68cl [50]. The PDF reweighting scheme is described in ref. [51]. The reweighted MC distributions and response matrices obtained are used for the unfolding. The difference between the nominal results and the envelope of those obtained with the reweighted MC is an estimate of the uncertainty due to the PDFs.
5. *Renormalization and factorization scales uncertainty.* The uncertainty related to the renormalization and factorization scales, μ_r and μ_f , of the QCD renormalization group equation is estimated by modifying μ_r and μ_f independently by factors of 2 and 0.5 in PYTHIA8. The cases where one scale is simultaneously increased and the other is decreased by a factor 2 are not considered. The difference between the nominal results and the envelope of those obtained with the modified scales is a contribution to the systematic uncertainty.
6. *Uncertainty because of the limited MC statistics (MCS).* The propagation of the statistical uncertainty in the simulation is carried out with the statistical bootstrap method.
7. *The uncertainty in the integrated luminosity* is 3.7% [52]. It is treated as a normalization uncertainty for the cross section measurements. The luminosity uncertainty cancels in the cross section ratios.
8. *Uncertainty in the trigger efficiency corrections (TEC).* Trigger efficiencies are investigated as functions of η and p_T . The impact of the trigger inefficiency does not exceed 0.16% for the cross section ratios and 1.5% for the cross sections. The uncertainty in the correction is estimated as 100% of the correction itself.
9. *Uncertainty related to PU.* The sensitivity of the results to PU is investigated by subdividing the data sample into low- and high-PU subsamples depending on the

instantaneous luminosity; no dependence of the results on PU is observed. As mentioned earlier, the MC samples are weighted to match the amount of PU observed in the data and the weighted samples are used for the unfolding. The difference between the results obtained with the weighted and unweighted samples is smaller than 0.05% for the ratios without veto, 0.96% for the ratios with the veto, and 3.2% for the cross section measurement. The systematic uncertainty related to the weighting procedure is estimated to be equal to these differences.

The contributions just discussed are shown in figure 1. The correlations between the uncertainty sources in the numerator and denominator of the ratios in eq. (1.2) lead to significant improvements with respect to the individual cross section measurements. The dominant contributions to the systematic uncertainty in the cross section measurements are given by the JES and JER uncertainties. However, systematic uncertainties from different sources are approximately of the same order for the ratios, except the uncertainty in the trigger inefficiency and PU, which is much smaller than the other contributions. The total systematic uncertainty is the quadratic sum of all its components.

7 Results

Cross sections for inclusive and MN dijet production are presented, along with various cross section ratios for jets with $p_T > 35$ GeV and $|y| < 4.7$. The results are compared to DGLAP-based and LL BFKL-based MC models.

7.1 Differential cross sections $d\sigma^{\text{incl}}/d\Delta y$ and $d\sigma^{\text{MN}}/d\Delta y$

The differential cross section $d\sigma^{\text{incl}}/d\Delta y$ for inclusive dijet production is shown in figure 2, together with the predictions of various models. The LO+LL DGLAP-based PYTHIA8 simulation overestimates the data, whereas HERWIG++ underestimates them for $\Delta y < 4$ and overestimates them for $\Delta y > 6$. The predictions of the LL BFKL-based calculation of HEJ+ARIADNE systematically underestimate the data for $\Delta y < 7$ and overestimate them in the largest Δy bin. The inclusion of the NLO corrections provided by POWHEG improves the DGLAP-based predictions in the $\Delta y < 4$ region. However, POWHEG+PYTHIA8 still overestimate the results. The predictions of POWHEG+HERWIG are consistent with the data for $\Delta y < 4$, but overestimate them for large values of Δy . The measured cross section decreases with Δy faster than the DGLAP-based MC predictions.

The differential cross section for the production of MN dijets, $d\sigma^{\text{MN}}/d\Delta y$, is presented in figure 3. The data are compared with the same models used in figure 2. The degree of agreement between data and the predictions is similar to that for the inclusive cross section discussed above.

7.2 Ratio R^{incl}

The ratio of the inclusive to the “exclusive” dijet production cross sections, R^{incl} , is presented in figure 4. The prediction of PYTHIA8 is in agreement with the data, whereas HERWIG++ and HEJ+ARIADNE overestimate the ratio. The addition of the NLO corrections via POWHEG to the LL DGLAP-based prediction of HERWIG degrades the quality of

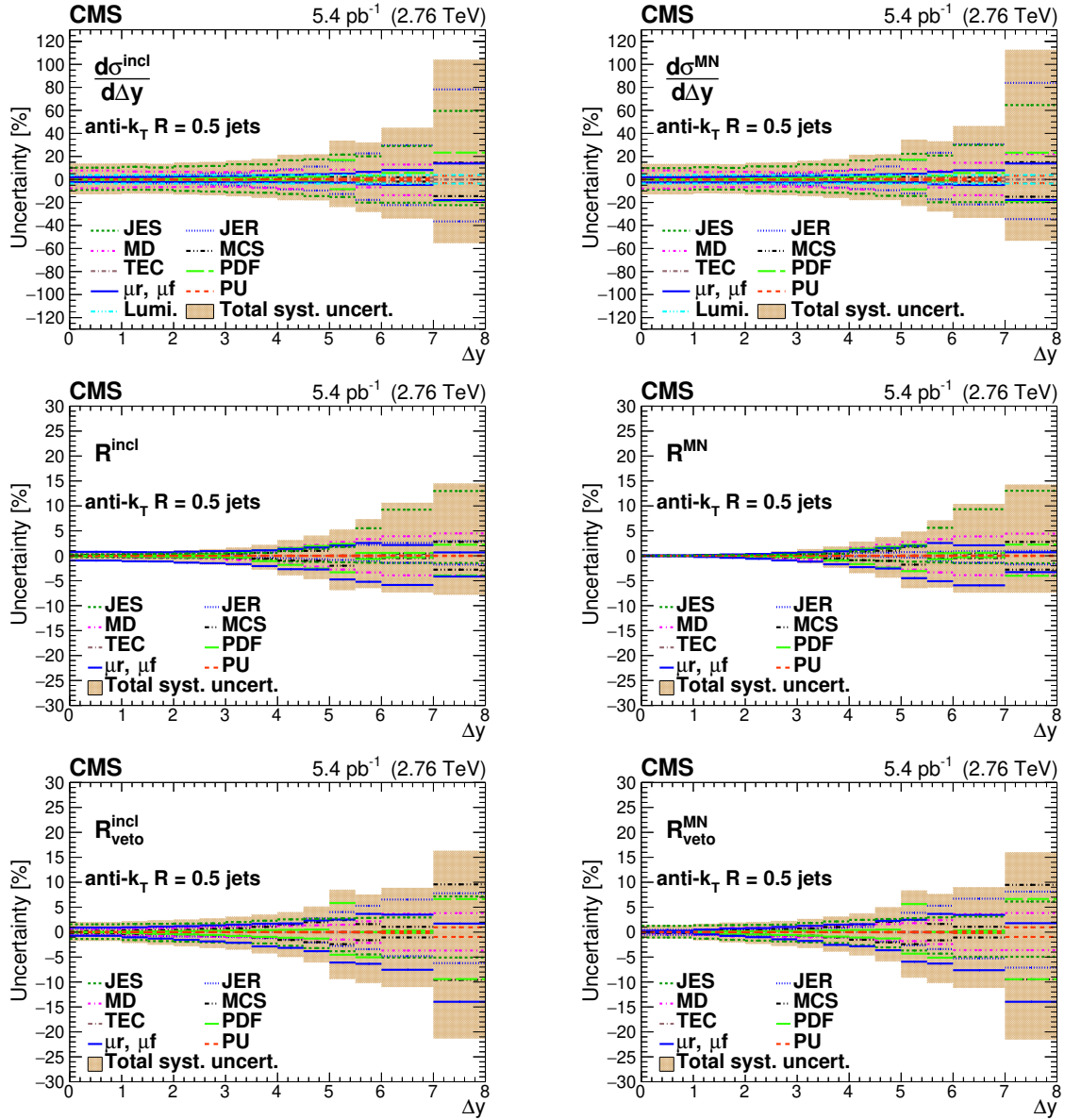


Figure 1. Summary of the systematic uncertainties on the cross sections $d\sigma^{\text{incl}}/d\Delta y$ (upper left) and $d\sigma^{\text{MN}}/d\Delta y$ (upper right), as well as the ratios R^{incl} (middle left), R^{MN} (middle right), $R_{\text{veto}}^{\text{incl}}$ (lower left), and $R_{\text{veto}}^{\text{MN}}$ (lower right). The various contributions are indicated by the lines and the total uncertainty is shown with a band.

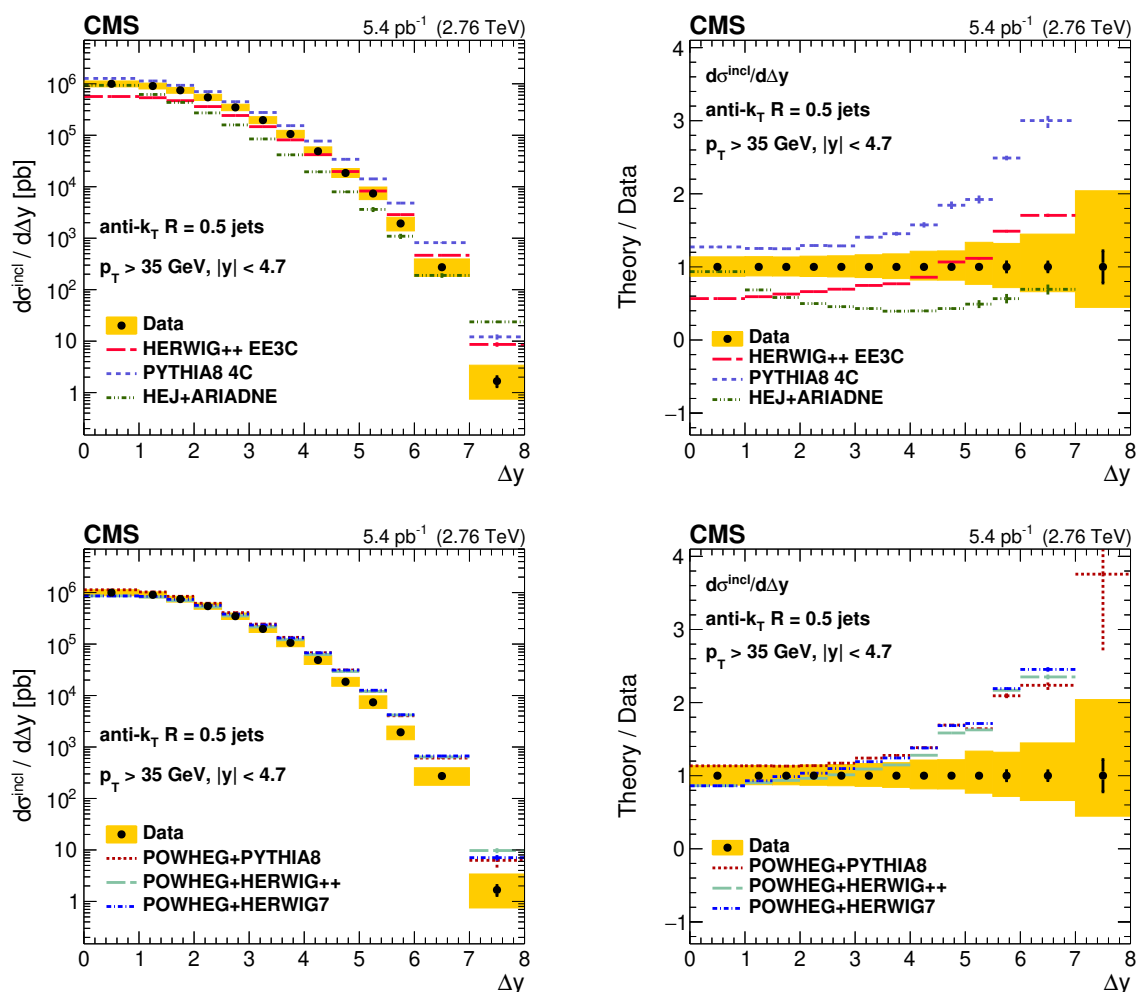


Figure 2. Differential cross section $d\sigma^{\text{incl}}/d\Delta y$ for inclusive dijet production. The upper and lower rows present the comparison with different MC models. The plots on the left present the cross sections and those on the right the ratio of theory to data. The systematic uncertainties are indicated by the shaded bands and the statistical uncertainties by the vertical bars.

the description for $\Delta y < 2$ but improves it for large rapidity intervals. The inclusion of the NLO corrections to PYTHIA8 with POWHEG worsens the agreement significantly.

7.3 Ratio $R_{\text{veto}}^{\text{incl}}$

The ratio of the cross section for inclusive dijet production to that for “exclusive” with veto dijet production, $R_{\text{veto}}^{\text{incl}}$, is presented in figure 5. The event generators HERWIG++ and HEJ+ARIADNE overestimate the measurement. PYTHIA8 is in agreement with the data for $\Delta y < 1.5$ and for $\Delta y > 4$, but overestimates them for $2 < \Delta y < 4$. If POWHEG is used to add the NLO corrections to the LL DGLAP-based prediction of HERWIG, the description of the data becomes worse for $\Delta y < 2$ and improves at large rapidity intervals. In the case of POWHEG+PYTHIA8, adding the NLO corrections degrades the agreement significantly.

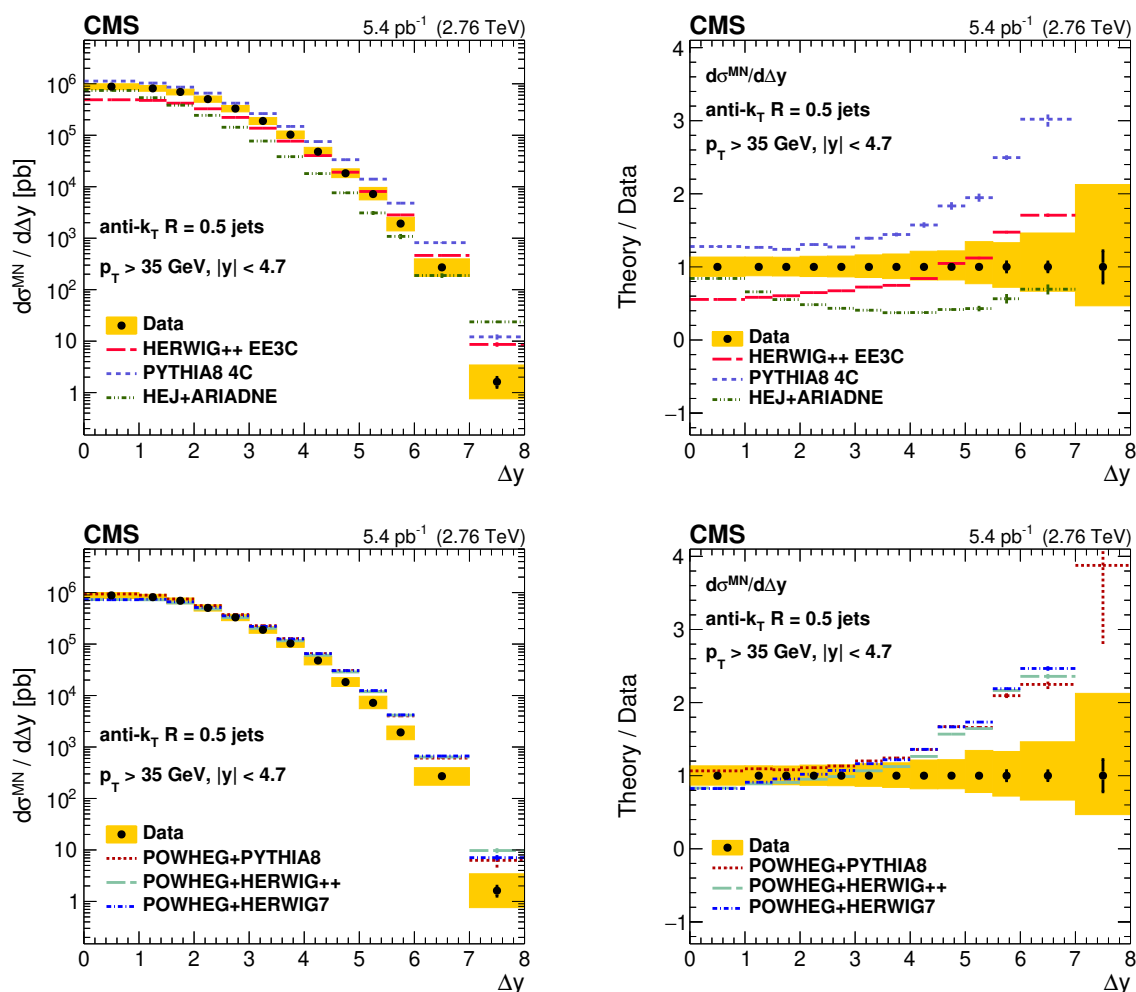


Figure 3. Differential cross section $d\sigma^{\text{MN}}/d\Delta y$ for MN dijet production. The upper and lower rows present the comparison with different MC models. The plots on the left present the cross sections and those on the right the ratio of theory to data. The systematic uncertainties are indicated by the shaded bands and the statistical uncertainties by the vertical bars.

In summary, none of the models considered reproduces all aspects of the data. Although PYTHIA8 with tune 4C offers the best description, it still fails to model the shape of the Δy dependence.

7.4 Ratios R^{MN} and $R_{\text{veto}}^{\text{MN}}$

The ratios of the cross section for MN dijet production and those for σ^{excl} as well as $\sigma_{\text{veto}}^{\text{excl}}$, R^{MN} , and $R_{\text{veto}}^{\text{MN}}$ are presented in figures 6 and 7. By definition the MN ratio R^{MN} begins from unity at $\Delta y = 0$, because there is no phase space for additional emission between the jets of the MN dijet. The MN ratio with veto $R_{\text{veto}}^{\text{MN}}$ is higher than unity at $\Delta y = 0$, because of the veto condition. At large Δy both R^{MN} , and $R_{\text{veto}}^{\text{MN}}$ approach R^{incl} and $R_{\text{veto}}^{\text{incl}}$, respectively, because there is insufficient energy to produce many jets with transverse

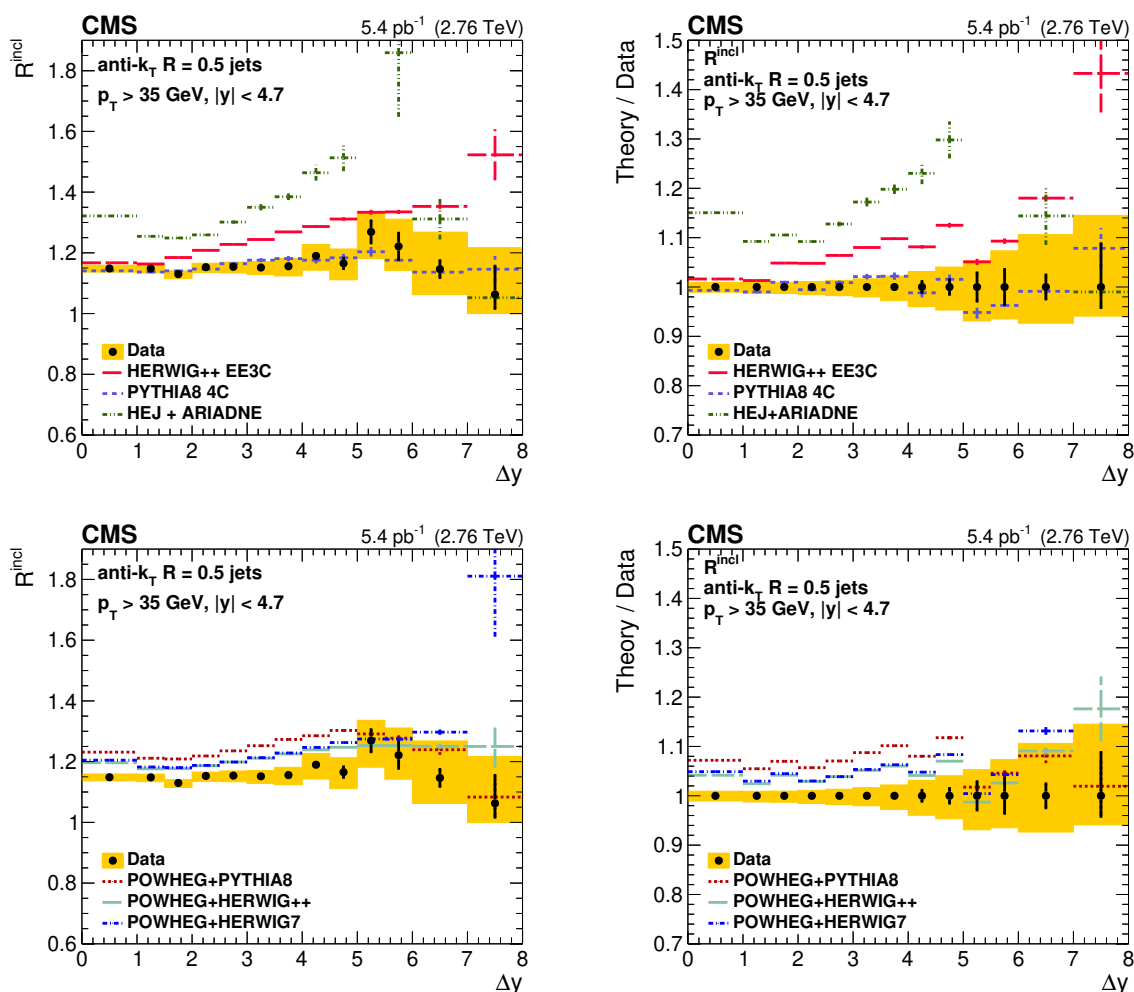


Figure 4. Ratio R^{incl} of the cross sections for inclusive to “exclusive” dijet production. The upper and lower rows present the comparison with different MC models. The plots on the left present the ratio R^{incl} and those on the right the ratio of theory to data. The systematic uncertainties are indicated by the shaded bands and the statistical uncertainties by the vertical bars.

momentum above 35 GeV within the rapidity interval of the MN dijet. The results of the comparison of the MN dijet ratios with simulations are similar to those just discussed for R^{incl} and $R_{\text{veto}}^{\text{incl}}$.

7.5 Comparison of R^{incl} and R^{MN} at $\sqrt{s} = 2.76$ and 7 TeV

The comparison of the ratios R^{incl} and R^{MN} measured at different energies, $\sqrt{s} = 7$ TeV [21] and 2.76 TeV, is presented in figure 8. The ratios rise faster with Δy at higher energy, which may reflect both the increasing available phase space and BFKL dynamics. Large Δy can be more easily reached at higher energy. The qualitative features of the ratios can be understood as follows. The ratios rise with Δy because of the increasing phase space volume for hard parton radiation. At very large Δy , the ratios decrease because of the kinematic

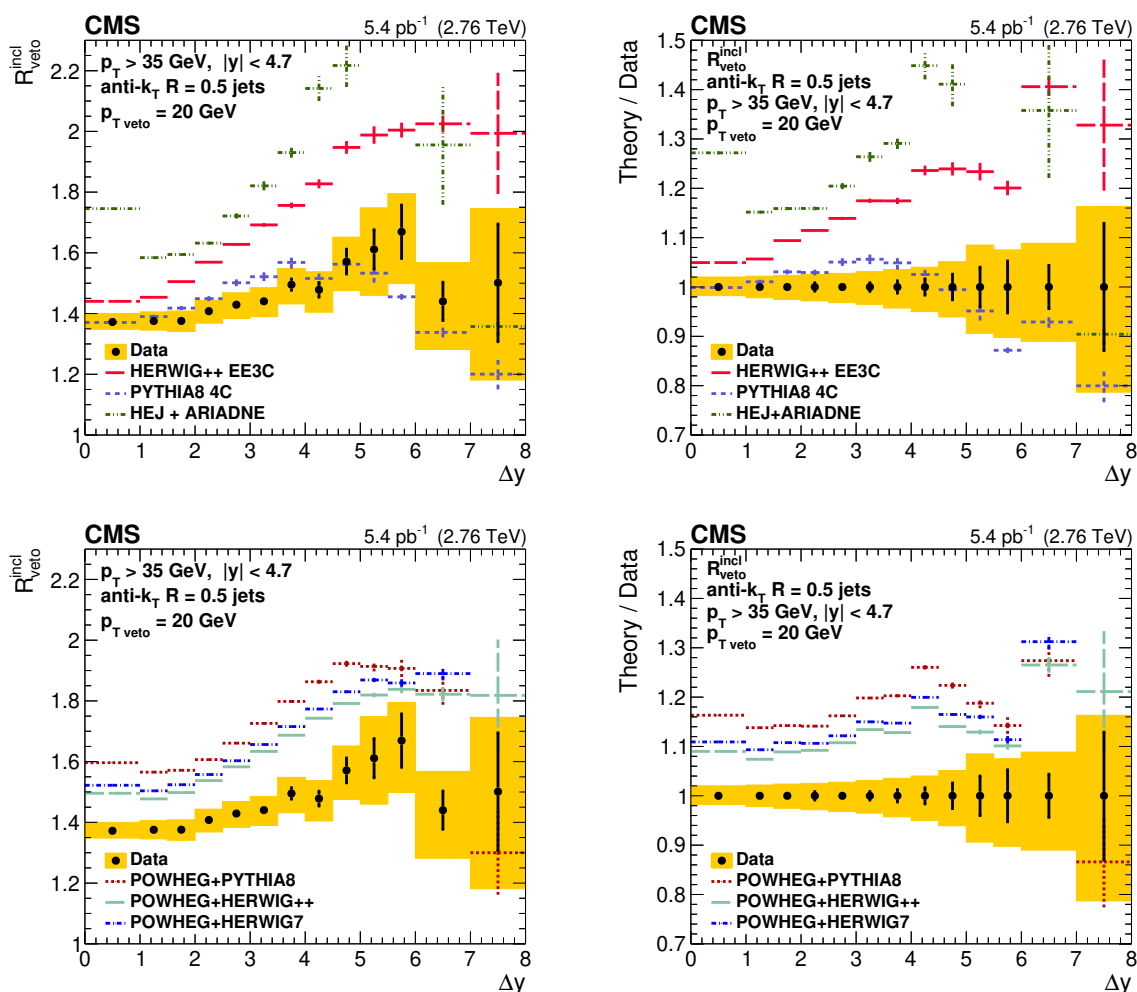


Figure 5. Ratio $R_{\text{veto}}^{\text{incl}}$ of the cross sections for inclusive to “exclusive” with veto dijet production. The upper and lower rows present the comparison with different MC models. The plots on the left present the ratio $R_{\text{veto}}^{\text{incl}}$ and those on the right the ratio of theory to data. The systematic uncertainties are indicated by the shaded bands and the statistical uncertainties by the vertical bars.

limitations on the production of events with more than two jets, each with $p_T > 35$ GeV (for $p_T = 35$ GeV: $\Delta y_{\text{max}} = 8.7$ and 10.6 at 2.76 TeV and 7 TeV, respectively). These trends are qualitatively reproduced by the MC predictions shown in figures 4–7 as well as the corresponding MC predictions in ref. [21]. No events are observed for $\Delta y > 8$ at 2.76 TeV because this region is too close to the edge of the available phase space. The comparison of the measurement with the MC models in ref. [21] shows that PYTHIA8 gives the best description of R^{incl} and R^{MN} whereas HERWIG++ and HEJ+ARIADNE significantly overestimate the rise of the ratios with Δy , which is also consistent with the results from this analysis.

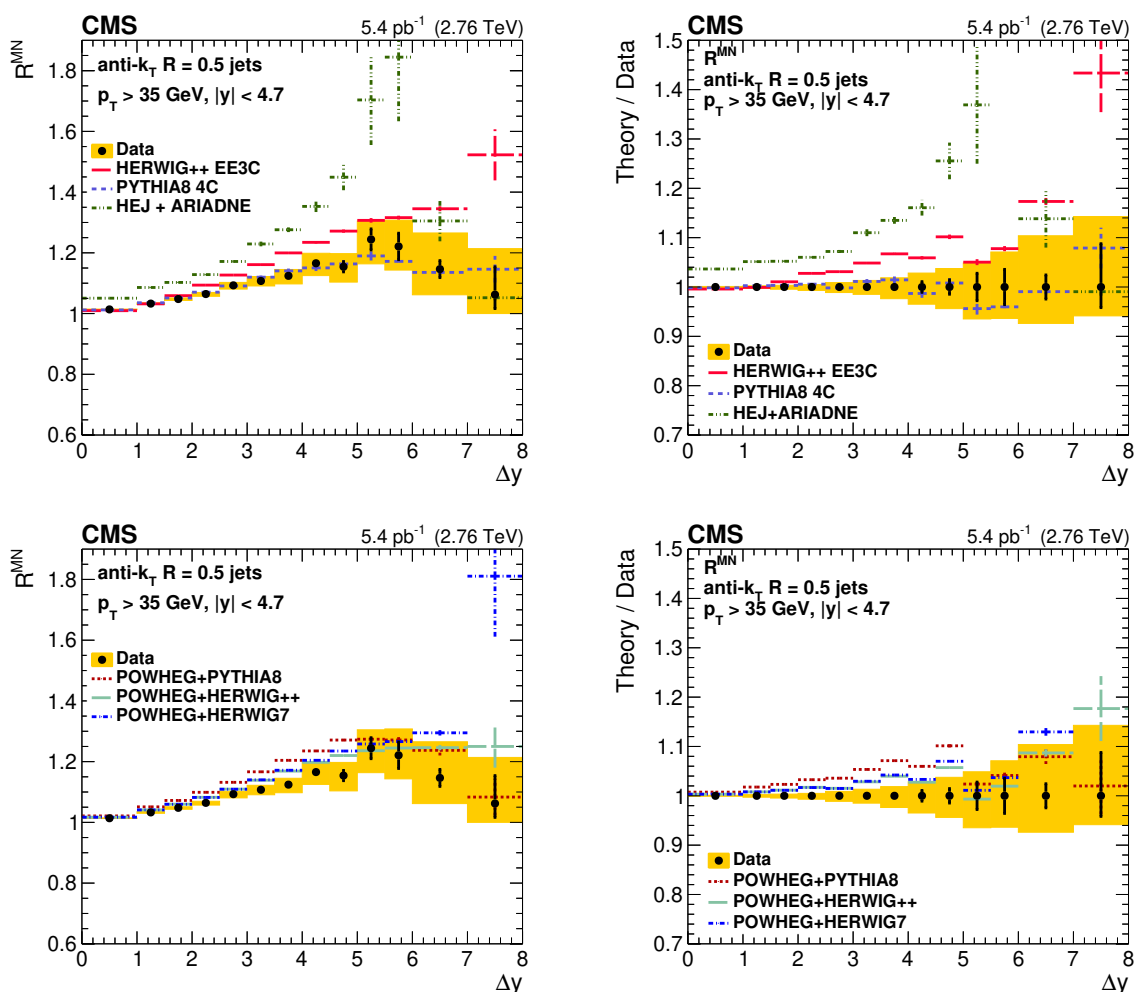


Figure 6. Ratio R^{MN} of the cross sections for MN to “exclusive” dijet production. The upper and lower rows present the comparison with different MC models. The plots on the left present the ratio R^{MN} and those on the right the ratio of theory to data. The systematic uncertainties are indicated by the shaded bands and the statistical uncertainties by the vertical bars.

7.6 Overall results at $\sqrt{s} = 2.76$ TeV and discussion

In general, the measured cross sections decrease with Δy between the jets faster than all LO DGLAP-based MC predictions. PYTHIA8 overestimates the data, whereas HERWIG++ underestimates them at small Δy and overestimates them at large Δy . The inclusion of the NLO corrections via POWHEG for the LO DGLAP-based models improves the description of the inclusive (MN) cross sections at small Δy only. The LL BFKL-based HEJ+ARIADNE generator underestimates the results.

The ratios R^{MN} and R^{incl} are well described only by the LO DGLAP-based generator PYTHIA8. The HERWIG++ generator calculation in the same approximation overestimates these ratios. This emphasizes the importance of corrections beyond the main approximation, such as color coherence, which can produce Δy dependence. However, it is the BFKL

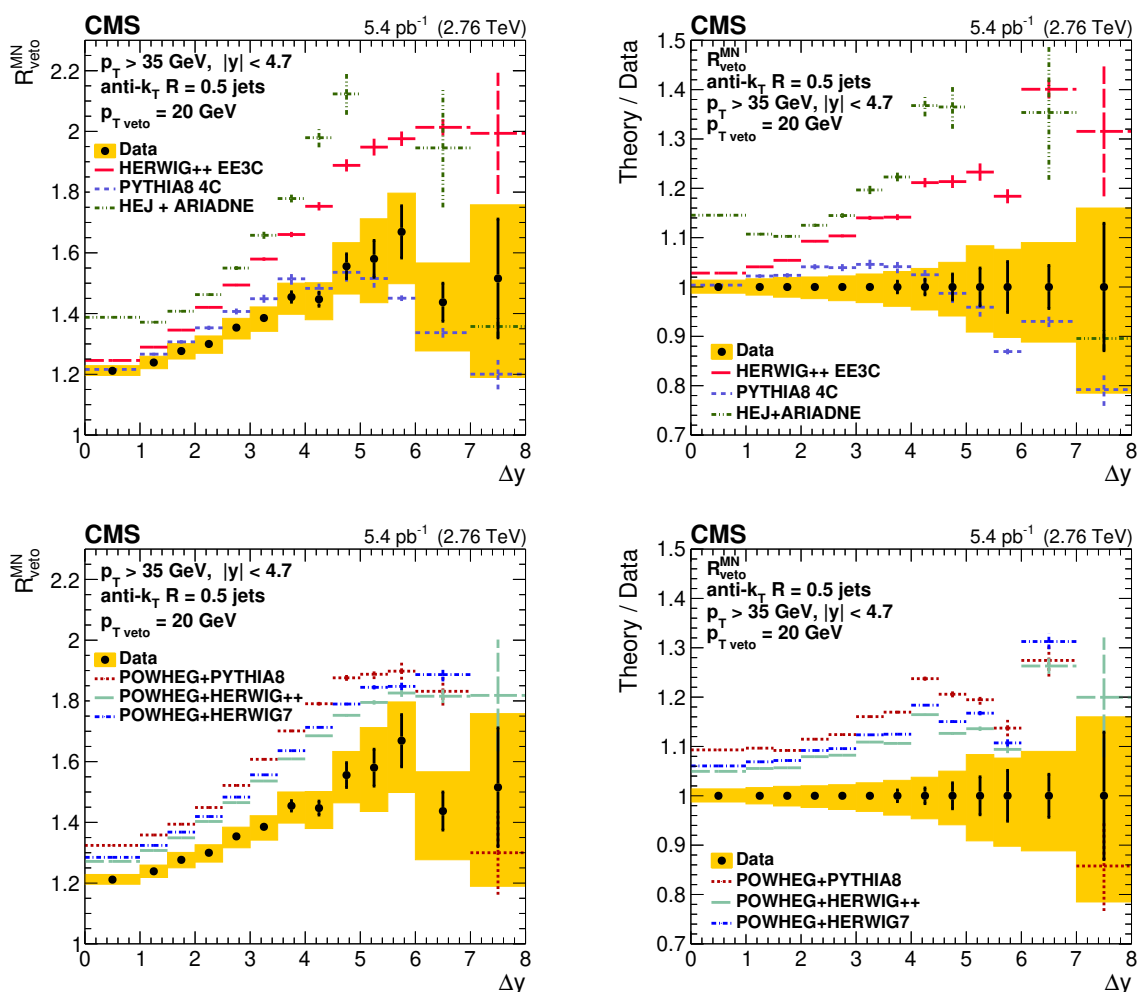


Figure 7. Ratio $R_{\text{veto}}^{\text{MN}}$ of the cross sections for MN to “exclusive” with veto dijet production. The upper and lower rows present the comparison with different MC models. The plots on the left present the ratio $R_{\text{veto}}^{\text{MN}}$ and those on the right the ratio of theory to data. The systematic uncertainties are indicated by the shaded bands and the statistical uncertainties by the vertical bars.

resummation that consistently accounts for the principal contributions at large Δy . The ratios $R_{\text{veto}}^{\text{MN}}$ and $R_{\text{veto}}^{\text{incl}}$ cannot be perfectly reproduced by any LO DGLAP-based generator in the interval $2 < \Delta y < 5$. This may be an indication of BFKL effects, although the LL BFKL-based generator does not describe the data well either. The LL BFKL-based generator overestimates significantly the rise of the ratios. This can be understood because the LL BFKL calculation overestimates the intercept of the pomeron, which leads to a stronger rise of cross sections with Δy . The analysis for the NLL BFKL contributions, with a lower pomeron intercept, is important [53]. Since an analytic NLL BFKL evolution calculation [29] provides a good description of the decorrelations of MN dijets [22], we also need an analogous prediction (based on the NLL BFKL evolution) to draw a more firm conclusion from our measurement.

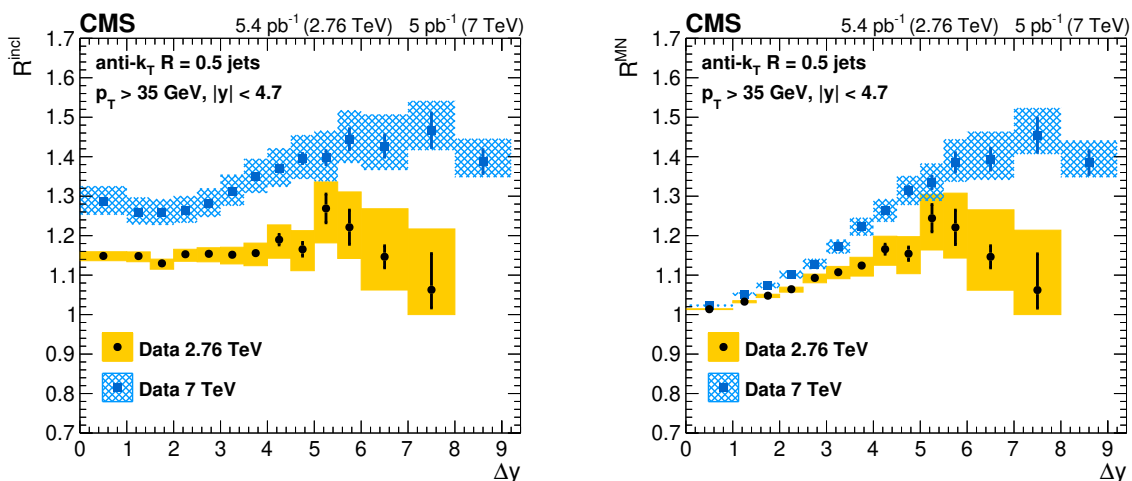


Figure 8. Ratios R^{incl} (left) and R^{MN} (right) of the cross sections for inclusive (left) and MN (right) and “exclusive” dijet production, measured at 2.76 TeV and 7 TeV [21] collision energies. The systematic uncertainties are indicated by the shaded bands and the statistical uncertainties by the vertical bars.

In conclusion, none of the LO or NLO DGLAP-based generators can provide a reasonable description of the measured cross sections and their ratios simultaneously. The dijet ratio with extra jet veto cannot be described by DGLAP-based generators either at LO or at NLO. For a useful comparison of the present data with the BFKL approach, calculations at NLL are needed.

8 Summary

A study of dijet events with large rapidity separation Δy between the jets has been performed using proton-proton collision data at $\sqrt{s} = 2.76$ TeV, collected by the CMS experiment in 2013 with an integrated luminosity of 5.4 pb^{-1} . The cross sections for Mueller-Navelet and inclusive dijet event production, as well as their ratios to “exclusive”, and “exclusive” with veto, dijet event production, are measured up to $\Delta y \leq 8.0$ between the jets.

None of the Dokshitzer-Gribov-Lipatov-Altarelli-Parisi (DGLAP)-based Monte Carlo generators using leading-order (LO) or next-to-LO (NLO) calculations can provide a complete description of all measured cross sections and their ratios. The dijet ratio with extra jet veto cannot be described by the LO or NLO DGLAP-based generators. To compare the present results with the Balitsky-Fadin-Kuraev-Lipatov approach, calculations at the next-to-leading-logarithm level are needed.

The present results at $\sqrt{s} = 2.76$ TeV can be used along with data at higher energies to reveal possible effects beyond the DGLAP approach to make more definite conclusions. Tabulated results are provided in the HEPData record for this analysis [54].

Acknowledgments

We congratulate our colleagues in the CERN accelerator departments for the excellent performance of the LHC and thank the technical and administrative staffs at CERN and at other CMS institutes for their contributions to the success of the CMS effort. In addition, we gratefully acknowledge the computing centers and personnel of the Worldwide LHC Computing Grid and other centers for delivering so effectively the computing infrastructure essential to our analyses. Finally, we acknowledge the enduring support for the construction and operation of the LHC, the CMS detector, and the supporting computing infrastructure provided by the following funding agencies: BMBWF and FWF (Austria); FNRS and FWO (Belgium); CNPq, CAPES, FAPERJ, FAPERGS, and FAPESP (Brazil); MES and BNSF (Bulgaria); CERN; CAS, MoST, and NSFC (China); MINCIENCIAS (Colombia); MSES and CSF (Croatia); RIF (Cyprus); SENESCYT (Ecuador); MoER, ERC PUT and ERDF (Estonia); Academy of Finland, MEC, and HIP (Finland); CEA and CNRS/IN2P3 (France); BMBF, DFG, and HGF (Germany); GSRI (Greece); NKFI (Hungary); DAE and DST (India); IPM (Iran); SFI (Ireland); INFN (Italy); MSIP and NRF (Republic of Korea); MES (Latvia); LAS (Lithuania); MOE and UM (Malaysia); BUAP, CINVESTAV, CONACYT, LNS, SEP, and UASLP-FAI (Mexico); MOS (Montenegro); MBIE (New Zealand); PAEC (Pakistan); MSHE and NSC (Poland); FCT (Portugal); JINR (Dubna); MON, RosAtom, RAS, RFBR, and NRC KI (Russia); MESTD (Serbia); SEIDI, CPAN, PCTI, and FEDER (Spain); MOSTR (Sri Lanka); Swiss Funding Agencies (Switzerland); MST (Taipei); ThEPCenter, IPST, STAR, and NSTDA (Thailand); TUBITAK and TAEK (Turkey); NASU (Ukraine); STFC (United Kingdom); DOE and NSF (U.S.A.).

Individuals have received support from the Marie-Curie program and the European Research Council and Horizon 2020 Grant, contract Nos. 675440, 724704, 752730, 758316, 765710, 824093, 884104, and COST Action CA16108 (European Union); the Leventis Foundation; the Alfred P. Sloan Foundation; the Alexander von Humboldt Foundation; the Belgian Federal Science Policy Office; the Fonds pour la Formation à la Recherche dans l'Industrie et dans l'Agriculture (FRIA-Belgium); the Agentschap voor Innovatie door Wetenschap en Technologie (IWT-Belgium); the F.R.S.-FNRS and FWO (Belgium) under the “Excellence of Science — EOS” — be.h project n. 30820817; the Beijing Municipal Science & Technology Commission, No. Z191100007219010; the Ministry of Education, Youth and Sports (MEYS) of the Czech Republic; the Deutsche Forschungsgemeinschaft (DFG), under Germany’s Excellence Strategy — EXC 2121 “Quantum Universe” — 390833306, and under project number 400140256 - GRK2497; the Lendület (“Momentum”) Program and the János Bolyai Research Scholarship of the Hungarian Academy of Sciences, the New National Excellence Program ÚNKP, the NKFI research grants 123842, 123959, 124845, 124850, 125105, 128713, 128786, and 129058 (Hungary); the Council of Science and Industrial Research, India; the Latvian Council of Science; the Ministry of Science and Higher Education and the National Science Center, contracts Opus 2014/15/B/ST2/03998 and 2015/19/B/ST2/02861 (Poland); the Fundação para a Ciência e a Tecnologia, grant CEECIND/01334/2018 (Portugal); the National Priorities Research Program by Qatar National Research Fund; the Ministry of Science and Higher Education, projects no.

14.W03.31.0026 and no. FSWW-2020-0008, and the Russian Foundation for Basic Research, project No.19-42-703014 (Russia); the Programa Estatal de Fomento de la Investigación Científica y Técnica de Excelencia María de Maeztu, grant MDM-2015-0509 and the Programa Severo Ochoa del Principado de Asturias; the Stavros Niarchos Foundation (Greece); the Rachadapisek Sompot Fund for Postdoctoral Fellowship, Chulalongkorn University and the Chulalongkorn Academic into Its 2nd Century Project Advancement Project (Thailand); the Kavli Foundation; the Nvidia Corporation; the SuperMicro Corporation; the Welch Foundation, contract C-1845; and the Weston Havens Foundation (U.S.A.).

Open Access. This article is distributed under the terms of the Creative Commons Attribution License ([CC-BY 4.0](https://creativecommons.org/licenses/by/4.0/)), which permits any use, distribution and reproduction in any medium, provided the original author(s) and source are credited.

References

- [1] V.N. Gribov and L.N. Lipatov, *Deep inelastic ep scattering in perturbation theory*, *Sov. J. Nucl. Phys.* **15** (1972) 438 [*Yad. Fiz.* **15** (1972) 781] [[INSPIRE](#)].
- [2] V.N. Gribov and L.N. Lipatov, *e^+e^- pair annihilation and deep inelastic ep scattering in perturbation theory*, *Sov. J. Nucl. Phys.* **15** (1972) 675 [*Yad. Fiz.* **15** (1972) 1218] [[INSPIRE](#)].
- [3] L.N. Lipatov, *The parton model and perturbation theory*, *Sov. J. Nucl. Phys.* **20** (1975) 94.
- [4] G. Altarelli and G. Parisi, *Asymptotic freedom in parton language*, *Nucl. Phys. B* **126** (1977) 298 [[INSPIRE](#)].
- [5] Y.L. Dokshitzer, *Calculation of the structure functions for deep inelastic scattering and e^+e^- annihilation by perturbation theory in quantum chromodynamics*, *Sov. Phys. JETP* **46** (1977) 641 [*Zh. Eksp. Teor. Fiz.* **73** (1977) 1216] [[INSPIRE](#)].
- [6] E.A. Kuraev, L.N. Lipatov and V.S. Fadin, *Multi-Reggeon processes in the Yang-Mills theory*, *Sov. Phys. JETP* **44** (1976) 443 [*Zh. Eksp. Teor. Fiz.* **71** (1976) 840] [[INSPIRE](#)].
- [7] E.A. Kuraev, L.N. Lipatov and V.S. Fadin, *The Pomeron singularity in non-Abelian gauge theories*, *Sov. Phys. JETP* **45** (1977) 199 [*Zh. Eksp. Teor. Fiz.* **72** (1977) 377] [[INSPIRE](#)].
- [8] I.I. Balitsky and L.N. Lipatov, *The Pomeron singularity in quantum chromodynamics*, *Sov. J. Nucl. Phys.* **28** (1978) 822 [*Yad. Fiz.* **28** (1978) 1597] [[INSPIRE](#)].
- [9] A.H. Mueller and H. Navelet, *An inclusive minijet cross-section and the bare pomeron in QCD*, *Nucl. Phys. B* **282** (1987) 727 [[INSPIRE](#)].
- [10] V.T. Kim and G.B. Pivovarov, *BFKL QCD Pomeron in high-energy hadron collisions: inclusive dijet production*, *Phys. Rev. D* **53** (1996) 6 [[hep-ph/9506381](#)] [[INSPIRE](#)].
- [11] V.B. Gavrilov et al., *Forward dijets with wide rapidity separation in pp-collisions at LHC and Tevatron: dijet ratios and azimuthal decorrelations*, *Nucl. Phys. B Proc. Suppl.* **245** (2013) 153 [[INSPIRE](#)].
- [12] D0 collaboration, *Probing BFKL dynamics in the dijet cross section at large rapidity intervals in $p\bar{p}$ collisions at $\sqrt{s} = 1800$ GeV and 630 GeV*, *Phys. Rev. Lett.* **84** (2000) 5722 [[hep-ex/9912032](#)] [[INSPIRE](#)].

- [13] D0 collaboration, *The azimuthal decorrelation of jets widely separated in rapidity*, *Phys. Rev. Lett.* **77** (1996) 595 [[hep-ex/9603010](#)] [[INSPIRE](#)].
- [14] D0 collaboration, *Probing hard color-singlet exchange in $p\bar{p}$ collisions at $\sqrt{s} = 630$ GeV and 1800 GeV*, *Phys. Lett. B* **440** (1998) 189 [[hep-ex/9809016](#)] [[INSPIRE](#)].
- [15] A. Ekstedt, R. Enberg and G. Ingelman, *Hard color singlet BFKL exchange and gaps between jets at the LHC*, [arXiv:1703.10919](#) [[INSPIRE](#)].
- [16] R. Enberg, G. Ingelman and L. Motyka, *Hard color singlet exchange and gaps between jets at the Tevatron*, *Phys. Lett. B* **524** (2002) 273 [[hep-ph/0111090](#)] [[INSPIRE](#)].
- [17] CDF collaboration, *Dijet production by color-singlet exchange at the Fermilab Tevatron*, *Phys. Rev. Lett.* **80** (1998) 1156 [[INSPIRE](#)].
- [18] ATLAS collaboration, *Measurement of dijet production with a veto on additional central jet activity in pp collisions at $\sqrt{s} = 7$ TeV using the ATLAS detector*, *JHEP* **09** (2011) 053 [[arXiv:1107.1641](#)] [[INSPIRE](#)].
- [19] ATLAS collaboration, *Measurements of jet vetoes and azimuthal decorrelations in dijet events produced in pp collisions at $\sqrt{s} = 7$ TeV using the ATLAS detector*, *Eur. Phys. J. C* **74** (2014) 3117 [[arXiv:1407.5756](#)] [[INSPIRE](#)].
- [20] CMS collaboration, *Measurement of the inclusive production cross sections for forward jets and for dijet events with one forward and one central jet in pp collisions at $\sqrt{s} = 7$ TeV*, *JHEP* **06** (2012) 036 [[arXiv:1202.0704](#)] [[INSPIRE](#)].
- [21] CMS collaboration, *Ratios of dijet production cross sections as a function of the absolute difference in rapidity between jets in proton-proton collisions at $\sqrt{s} = 7$ TeV*, *Eur. Phys. J. C* **72** (2012) 2216 [[arXiv:1204.0696](#)] [[INSPIRE](#)].
- [22] CMS collaboration, *Azimuthal decorrelation of jets widely separated in rapidity in pp collisions at $\sqrt{s} = 7$ TeV*, *JHEP* **08** (2016) 139 [[arXiv:1601.06713](#)] [[INSPIRE](#)].
- [23] J.R. Andersen and J.M. Smillie, *Multiple jets at the LHC with high energy jets*, *JHEP* **06** (2011) 010 [[arXiv:1101.5394](#)] [[INSPIRE](#)].
- [24] L. Lönnblad, *ARIADNE version 4: a program for simulation of QCD cascades implementing the color dipole model*, *Comput. Phys. Commun.* **71** (1992) 15 [[INSPIRE](#)].
- [25] S. Alioli, K. Hamilton, P. Nason, C. Oleari and E. Re, *Jet pair production in POWHEG*, *JHEP* **04** (2011) 081 [[arXiv:1012.3380](#)] [[INSPIRE](#)].
- [26] T. Sjöstrand, S. Mrenna and P.Z. Skands, *A brief introduction to PYTHIA 8.1*, *Comput. Phys. Commun.* **178** (2008) 852 [[arXiv:0710.3820](#)] [[INSPIRE](#)].
- [27] G. Corcella et al., *HERWIG 6: an event generator for hadron emission reactions with interfering gluons (including supersymmetric processes)*, *JHEP* **01** (2001) 010 [[hep-ph/0011363](#)] [[INSPIRE](#)].
- [28] M. Bähr et al., *HERWIG++ physics and manual*, *Eur. Phys. J. C* **58** (2008) 639 [[arXiv:0803.0883](#)] [[INSPIRE](#)].
- [29] B. Ducloué, L. Szymanowski and S. Wallon, *Evidence for high-energy resummation effects in Mueller-Navelet jets at the LHC*, *Phys. Rev. Lett.* **112** (2014) 082003 [[arXiv:1309.3229](#)] [[INSPIRE](#)].

- [30] CMS collaboration, *Study of dijet events with a large rapidity gap between the two leading jets in pp collisions at $\sqrt{s} = 7$ TeV*, *Eur. Phys. J. C* **78** (2018) 242 [Erratum *ibid.* **80** (2020) 441] [[arXiv:1710.02586](#)] [[INSPIRE](#)].
- [31] TOTEM, CMS collaboration, *Hard color-singlet exchange in dijet events in proton-proton collisions at $\sqrt{s} = 13$ TeV*, *Phys. Rev. D* **104** (2021) 032009 [[arXiv:2102.06945](#)] [[INSPIRE](#)].
- [32] CMS collaboration, *The CMS trigger system*, 2017 *JINST* **12** P01020 [[arXiv:1609.02366](#)] [[INSPIRE](#)].
- [33] CMS collaboration, *The CMS experiment at the CERN LHC*, 2008 *JINST* **3** S08004 [[INSPIRE](#)].
- [34] CMS collaboration, *Particle-flow reconstruction and global event description with the CMS detector*, 2017 *JINST* **12** P10003 [[arXiv:1706.04965](#)] [[INSPIRE](#)].
- [35] M. Cacciari, G.P. Salam and G. Soyez, *The anti- k_t jet clustering algorithm*, *JHEP* **04** (2008) 063 [[arXiv:0802.1189](#)] [[INSPIRE](#)].
- [36] M. Cacciari, G.P. Salam and G. Soyez, *FastJet user manual*, *Eur. Phys. J. C* **72** (2012) 1896 [[arXiv:1111.6097](#)] [[INSPIRE](#)].
- [37] CMS collaboration, *Pileup mitigation at CMS in 13 TeV data*, 2020 *JINST* **15** P09018 [[arXiv:2003.00503](#)] [[INSPIRE](#)].
- [38] CMS collaboration, *Jet energy scale and resolution in the CMS experiment in pp collisions at 8 TeV*, 2017 *JINST* **12** P02014 [[arXiv:1607.03663](#)] [[INSPIRE](#)].
- [39] CMS collaboration, *Description and performance of track and primary-vertex reconstruction with the CMS tracker*, 2014 *JINST* **9** P10009 [[arXiv:1405.6569](#)] [[INSPIRE](#)].
- [40] R. Corke and T. Sjöstrand, *Interleaved parton showers and tuning prospects*, *JHEP* **03** (2011) 032 [[arXiv:1011.1759](#)] [[INSPIRE](#)].
- [41] S. Gieseke et al., *HERWIG++ 2.5 release note*, [arXiv:1102.1672](#) [[INSPIRE](#)].
- [42] J. Bellm et al., *HERWIG 7.0/HERWIG++ 3.0 release note*, *Eur. Phys. J. C* **76** (2016) 196 [[arXiv:1512.01178](#)] [[INSPIRE](#)].
- [43] GEANT4 collaboration, *GEANT4 — a simulation toolkit*, *Nucl. Instrum. Meth. A* **506** (2003) 250 [[INSPIRE](#)].
- [44] CMS collaboration, *Determination of jet energy calibration and transverse momentum resolution in CMS*, 2011 *JINST* **6** P11002 [[arXiv:1107.4277](#)] [[INSPIRE](#)].
- [45] S. Schmitt, *TUnfold: an algorithm for correcting migration effects in high energy physics*, 2012 *JINST* **7** T10003 [[arXiv:1205.6201](#)] [[INSPIRE](#)].
- [46] J. Pumplin, D.R. Stump, J. Huston, H.L. Lai, P.M. Nadolsky and W.K. Tung, *New generation of parton distributions with uncertainties from global QCD analysis*, *JHEP* **07** (2002) 012 [[hep-ph/0201195](#)] [[INSPIRE](#)].
- [47] J. Butterworth et al., *PDF4LHC recommendations for LHC run II*, *J. Phys. G* **43** (2016) 023001 [[arXiv:1510.03865](#)] [[INSPIRE](#)].
- [48] NNPDF collaboration, *Parton distributions for the LHC run II*, *JHEP* **04** (2015) 040 [[arXiv:1410.8849](#)] [[INSPIRE](#)].
- [49] S. Dulat et al., *New parton distribution functions from a global analysis of quantum chromodynamics*, *Phys. Rev. D* **93** (2016) 033006 [[arXiv:1506.07443](#)] [[INSPIRE](#)].














- [50] L.A. Harland-Lang, A.D. Martin, P. Motylinski and R.S. Thorne, *Parton distributions in the LHC era: MMHT 2014 PDFs*, *Eur. Phys. J. C* **75** (2015) 204 [[arXiv:1412.3989](#)] [[INSPIRE](#)].
- [51] A. Buckley et al., *LHAPDF6: parton density access in the LHC precision era*, *Eur. Phys. J. C* **75** (2015) 132 [[arXiv:1412.7420](#)] [[INSPIRE](#)].
- [52] CMS collaboration, *Luminosity calibration for the 2013 proton-lead and proton-proton data taking*, Tech. Rep. [CMS-PAS-LUM-13-002](#), CERN, Geneva, Switzerland (2014).
- [53] S.J. Brodsky, V.S. Fadin, V.T. Kim, L.N. Lipatov and G.B. Pivovarov, *The QCD Pomeron with optimal renormalization*, *JETP Lett.* **70** (1999) 155 [[hep-ph/9901229](#)] [[INSPIRE](#)].
- [54] *HEPData record for this analysis*, [CMS-FSQ-13-004](#), (2021).

The CMS collaboration

Yerevan Physics Institute, Yerevan, Armenia

A. Tumasyan


Institut für Hochenergiephysik, Vienna, Austria

W. Adam , J.W. Andrejkovic, T. Bergauer , S. Chatterjee , M. Dragicevic , A. Escalante Del Valle , R. Frühwirth¹, M. Jeitler¹ , N. Krammer, L. Lechner , D. Liko, I. Mikulec, F.M. Pitters, J. Schieck¹ , R. Schöfbeck , M. Spanring , S. Templ , W. Waltenberger , C.-E. Wulz¹ 











Institute for Nuclear Problems, Minsk, Belarus

V. Chekhovsky, A. Litomin, V. Makarenko 













Universiteit Antwerpen, Antwerpen, Belgium

M.R. Darwish², E.A. De Wolf, T. Janssen , T. Kello³, A. Lelek , H. Rejeb Sfar, P. Van Mechelen , S. Van Putte, N. Van Remortel 





Vrije Universiteit Brussel, Brussel, Belgium

F. Blekman , E.S. Bols , J. D'Hondt , J. De Clercq , M. Delcourt, S. Lowette , S. Moortgat , A. Morton , D. Müller , A.R. Sahasransu , S. Tavernier , W. Van Doninck, P. Van Mulders












Université Libre de Bruxelles, Bruxelles, Belgium

D. Beghin, B. Bilin , B. Clerbaux , G. De Lentdecker, L. Favart , A. Grebenyuk, A.K. Kalsi , K. Lee, M. Mahdavihorrani, I. Makarenko , L. Moureaux , L. Pétrel, A. Popov , N. Postiau, E. Starling , L. Thomas , M. Vanden Bemden, C. Vander Velde , P. Vanlaer , D. Vannerom , L. Wezenbeek

Ghent University, Ghent, Belgium

T. Cornelis , D. Dobur, M. Gruchala, L. Lambrecht, G. Mestdach, M. Niedziela , C. Roskas, K. Skovpen , T.T. Tran, M. Tytgat , W. Verbeke, B. Vermassen, M. Vit














Université Catholique de Louvain, Louvain-la-Neuve, Belgium

A. Bethani , G. Bruno, F. Bury , C. Caputo , P. David , C. Delaere , I.S. Donertas , A. Giammanco , K. Jaffel, V. Lemaitre, K. Mondal , J. Prisciandaro, A. Taliercio, M. Teklishyn , P. Vischia , S. Wertz , S. Wuyckens









Centro Brasileiro de Pesquisas Fisicas, Rio de Janeiro, Brazil

G.A. Alves , C. Hensel, A. Moraes 

Universidade do Estado do Rio de Janeiro, Rio de Janeiro, Brazil

W.L. Aldá Júnior , M. Barroso Ferreira Filho, H. BRANDAO MALBOUISSON, W. Carvalho , J. Chinellato⁴, E.M. Da Costa , G.G. Da Silveira⁵ , D. De Jesus Damiao , S. Fonseca De Souza , D. Matos Figueiredo, C. Mora Herrera , K. Mota Amarilo, L. Mundim , H. Nogima, P. Rebello Teles , L.J. Sanchez Rosas, A. Santoro, S.M. Silva Do Amaral , A. Sznajder , M. Thiel, F. Torres Da Silva De Araujo , A. Vilela Pereira 

Universidade Estadual Paulista (a), Universidade Federal do ABC (b), São Paulo, Brazil

C.A. Bernardes , L. Calligaris , T.R. Fernandez Perez Tomei , E.M. Gregores , D.S. Lemos , P.G. Mercadante , S.F. Novaes , Sandra S. Padula 

Institute for Nuclear Research and Nuclear Energy, Bulgarian Academy of Sciences, Sofia, Bulgaria

A. Aleksandrov, G. Antchev , I. Atanassov , R. Hadjiiska, P. Iaydjiev, M. Misheva, M. Rodozov, M. Shopova, G. Sultanov




University of Sofia, Sofia, Bulgaria

A. Dimitrov, T. Ivanov, L. Litov , B. Pavlov, P. Petkov, A. Petrov













Beihang University, Beijing, China

T. Cheng , W. Fang³ , Q. Guo, T. Javaid⁶, M. Mittal, H. Wang, L. Yuan





Department of Physics, Tsinghua University, Beijing, China

M. Ahmad , G. Bauer, C. Dozen⁷ , Z. Hu , J. Martins⁸ , Y. Wang, K. Yi^{9,10}

Institute of High Energy Physics, Beijing, China

E. Chapon , G.M. Chen⁶ , H.S. Chen⁶ , M. Chen , F. Iemmi, A. Kapoor , D. Leggat, H. Liao, Z.-A. Liu⁶ , R. Sharma , A. Spiezia , J. Tao , J. Thomas-Wilsker, J. Wang , H. Zhang , S. Zhang⁶, J. Zhao 


State Key Laboratory of Nuclear Physics and Technology, Peking University, Beijing, China

A. Agapitos, Y. Ban, C. Chen, Q. Huang, A. Levin , Q. Li , M. Lu, X. Lyu, Y. Mao, S.J. Qian, D. Wang , Q. Wang , J. Xiao

Sun Yat-Sen University, Guangzhou, China

Z. You 

Institute of Modern Physics and Key Laboratory of Nuclear Physics and Ion-beam Application (MOE) — Fudan University, Shanghai, China

X. Gao³, H. Okawa 





Zhejiang University, Hangzhou, China, Zhejiang, China

M. Xiao 

Universidad de Los Andes, Bogota, Colombia












C. Avila , A. Cabrera , C. Florez , J. Fraga, A. Sarkar , M.A. Segura Delgado

Universidad de Antioquia, Medellin, Colombia





















J. Jaramillo , J. Mejia Guisao, F. Ramirez, J.D. Ruiz Alvarez , C.A. Salazar González , N. Vanegas Arbelaez 

University of Split, Faculty of Electrical Engineering, Mechanical Engineering and Naval Architecture, Split, Croatia















D. Giljanovic, N. Godinovic , D. Lelas , I. Puljak 

University of Split, Faculty of Science, Split, CroatiaZ. Antunovic, M. Kovac, T. Sculac **Institute Rudjer Boskovic, Zagreb, Croatia**V. Brigljevic , D. Ferencek , D. Majumder , M. Roguljic, A. Starodumov¹¹ ,
T. Susa **University of Cyprus, Nicosia, Cyprus**A. Attikis , E. Erodotou, A. Ioannou, G. Kole , M. Kolosova, S. Konstantinou,
J. Mousa , C. Nicolaou, F. Ptochos , P.A. Razis, H. Rykaczewski, H. Saka **Charles University, Prague, Czech Republic**M. Finger¹², M. Finger Jr.¹² , A. Kveton**Escuela Politecnica Nacional, Quito, Ecuador**





E. Ayala

Universidad San Francisco de Quito, Quito, EcuadorE. Carrera Jarrin **Academy of Scientific Research and Technology of the Arab Republic of Egypt, Egyptian Network of High Energy Physics, Cairo, Egypt**S. Abu Zeid¹³ , S. Khalil¹⁴ , E. Salama^{15,13}**Center for High Energy Physics (CHEP-FU), Fayoum University, El-Fayoum, Egypt**A. Lotfy , M.A. Mahmoud **National Institute of Chemical Physics and Biophysics, Tallinn, Estonia**S. Bhowmik , A. Carvalho Antunes De Oliveira , R.K. Dewanjee , K. Ehataht,
M. Kadastik, J. Pata, M. Raidal , C. Veelken**Department of Physics, University of Helsinki, Helsinki, Finland**P. Eerola , L. Forthomme , H. Kirschenmann , K. Osterberg , M. Voutilainen **Helsinki Institute of Physics, Helsinki, Finland**E. Brücken , F. Garcia , J. Havukainen , V. Karimäki, M.S. Kim , R. Kinnunen,
T. Lampén, K. Lassila-Perini , S. Lehti , T. Lindén, M. Lotti, L. Martikainen, H. Si-
ikonen, E. Tuominen , J. Tuominiemi**Lappeenranta University of Technology, Lappeenranta, Finland**P. Luukka , H. Petrow, T. Tuuva**IRFU, CEA, Université Paris-Saclay, Gif-sur-Yvette, France**C. Amendola , M. Besancon, F. Couderc , M. Dejardin, D. Denegri, J.L. Faure,
F. Ferri , S. Ganjour, A. Givernaud, P. Gras, G. Hamel de Monchenault , P. Jarry,
B. Lenzi , E. Locci, J. Malcles, J. Rander, A. Rosowsky , M.Ö. Sahin , A. Savoy-
Navarro¹⁶, M. Titov , G.B. Yu 














Laboratoire Leprince-Ringuet, CNRS/IN2P3, Ecole Polytechnique, Institut Polytechnique de Paris, Palaiseau, France

S. Ahuja , F. Beaudette , M. Bonanomi , A. Buchot Perraguin, P. Busson, A. Cappati, C. Charlot, O. Davignon, B. Diab, G. Falmagne , S. Ghosh, R. Granier de Cassagnac , A. Hakimi, I. Kucher , A. Lobanov , M. Nguyen , C. Ochando , P. Paganini , J. Rembser, R. Salerno , J.B. Sauvan , Y. Sirois , A. Zabi, A. Zghiche 

Université de Strasbourg, CNRS, IPHC UMR 7178, Strasbourg, France

J.-L. Agram¹⁷ , J. Andrea, D. Apparù, D. Bloch , G. Bourgatte, J.-M. Brom, E.C. Chabert, C. Collard , D. Darej, J.-C. Fontaine¹⁷, U. Goerlach, C. Grimault, A.-C. Le Bihan, P. Van Hove 

Institut de Physique des 2 Infinis de Lyon (IP2I), Villeurbanne, France

E. Asilar , S. Beauceron , C. Bernet , G. Boudoul, C. Camen, A. Carle, N. Chanon , D. Contardo, P. Depasse , H. El Mamouni, J. Fay, S. Gascon , M. Gouzevitch , B. Ille, Sa. Jain , I.B. Laktineh, H. Lattaud , A. Lesauvage , M. Lethuillier , L. Mirabito, S. Perries, K. Shchablo, V. Sordini , L. Torterotot , G. Touquet, M. Vander Donckt, S. Viret













Georgian Technical University, Tbilisi, Georgia

I. Lomidze, T. Toriashvili¹⁸, Z. Tsamalaidze¹²







RWTH Aachen University, I. Physikalisches Institut, Aachen, Germany

L. Feld , K. Klein, M. Lipinski, D. Meuser, A. Pauls, M.P. Rauch, M. Teroerde 






























RWTH Aachen University, III. Physikalisches Institut A, Aachen, Germany











D. Eliseev, M. Erdmann , P. Fackeldey , B. Fischer, S. Ghosh , T. Hebbeker , K. Hoepfner, F. Ivone, H. Keller, L. Mastrolorenzo, M. Merschmeyer , A. Meyer , G. Mocellin, S. Mondal, S. Mukherjee , D. Noll , A. Novak, T. Pook , A. Pozdnyakov , Y. Rath, H. Reithler, J. Roemer, A. Schmidt , S.C. Schuler, A. Sharma , S. Wiedenbeck, S. Zaleski

RWTH Aachen University, III. Physikalisches Institut B, Aachen, Germany


















C. Dziwok, G. Flügge, W. Haj Ahmad¹⁹ , O. Hlushchenko, T. Kress, A. Nowack , C. Pistone, O. Pooth, D. Roy , H. Sert , A. Stahl²⁰ , T. Ziemons 

Deutsches Elektronen-Synchrotron, Hamburg, Germany














H. Aarup Petersen, M. Aldaya Martin, P. Asmuss, I. Babounikau , S. Baxter, O. Behnke, A. Bermúdez Martínez, A.A. Bin Anuar , K. Borrás²¹, V. Botta, D. Brunner, A. Campbell , A. Cardini , C. Cheng, P. Connor , S. Consuegra Rodríguez , G. Correia Silva, V. Danilov, M.M. Defranchis , L. Didukh, G. Eckerlin, D. Eckstein, L.I. Estevez Banos , O. Filatov , E. Gallo²², A. Geiser, A. Giraldi, A. Grohsjean , M. Guthoff, A. Jafari²³ , N.Z. Jomhari , H. Jung , A. Kasem²¹ , M. Kasemann , H. Kaveh , C. Kleinwort , J. Knolle , D. Krücker , W. Lange, T. Lenz, J. Lidrych , K. Lipka, W. Lohmann²⁴, T. Madlener , R. Mankel, I.-A. Melzer-Pellmann , J. Metwally, A.B. Meyer , M. Meyer , J. Mnich , A. Mussgiller, V. Myronenko , Y. Otariid, D. Pérez Adán , D. Pitzl, A. Raspereza, B. Ribeiro Lopes, J. Rübenach, A. Saggio , A. Saibel 

M. Savitskyi , V. Scheurer, C. Schwanenberger²² , A. Singh, R.E. Sosa Ricardo , D. Stafford, N. Tonon , O. Turkot , A. Vagnerini, M. Van De Klundert , R. Walsh , D. Walter, Y. Wen , K. Wichmann, C. Wissing, S. Wuchterl , R. Zlebcik 




University of Hamburg, Hamburg, Germany

R. Aggleton, S. Bein , L. Benato , A. Benecke, K. De Leo , T. Dreyer, M. Eich, F. Feindt, A. Fröhlich, C. Garbers , E. Garutti , P. Gunnellini, J. Haller , A. Hinzmann , A. Karavdina, G. Kasieczka, R. Klanner , R. Kogler , V. Kutzner, J. Lange , T. Lange , A. Malara , A. Nigamova, K.J. Pena Rodriguez, O. Rieger, P. Schleper, M. Schröder , J. Schwandt , D. Schwarz, J. Sonneveld , H. Stadie, G. Steinbrück, A. Tews, B. Vormwald , I. Zoi 





Karlsruher Institut fuer Technologie, Karlsruhe, Germany

J. Bechtel , T. Berger, E. Butz , R. Caspart , T. Chwalek, W. De Boer[†], A. Dierlamm, A. Droll, K. El Morabit, N. Faltermann , K. Flöh, M. Giffels, J.o. Gosewisch, A. Gottmann, F. Hartmann²⁰ , C. Heidecker, U. Husemann , I. Katkov²⁵, P. Keicher, R. Koppenhöfer, S. Maier, M. Metzler, S. Mitra , Th. Müller, M. Neukum, G. Quast , K. Rabbertz , J. Rauser, D. Savoie , D. Schäfer, M. Schnepf, D. Seith, I. Shvetsov, H.J. Simonis, R. Ulrich , J. Van Der Linden, R.F. Von Cube, M. Wassmer, M. Weber , S. Wieland, R. Wolf , S. Wozniewski, S. Wunsch

Institute of Nuclear and Particle Physics (INPP), NCSR Demokritos, Aghia Paraskevi, Greece

G. Anagnostou, P. Asenov , G. Daskalakis, T. Gerasis , A. Kyriakis, D. Loukas, A. Stakia 




National and Kapodistrian University of Athens, Athens, Greece

M. Diamantopoulou, D. Karasavvas, G. Karathanasis, P. Kontaxakis , C.K. Koraka, A. Manousakis-Katsikakis, A. Panagiotou, I. Papavergou, N. Saoulidou , K. Theofilatos , E. Tziaferi , K. Vellidis, E. Vourliotis



National Technical University of Athens, Athens, Greece

G. Bakas, K. Kousouris , I. Papakrivopoulos, G. Tsipolitis, A. Zacharopoulou






University of Ioánnina, Ioánnina, Greece





































I. Evangelou , C. Foudas, P. Giannelios, P. Katsoulis, P. Kokkas, N. Manthos, I. Papadopoulos , J. Strogas 

MTA-ELTE Lendület CMS Particle and Nuclear Physics Group, Eötvös Loránd University, Budapest, Hungary


M. Csanad , K. Farkas, M.M.A. Gadallah²⁶ , S. Lökös²⁷ , P. Major, K. Mandal , A. Mehta , G. Pasztor , A.J. Rádl, O. Surányi, G.I. Veres 

Wigner Research Centre for Physics, Budapest, Hungary

M. Bartók²⁸ , G. Bencze, C. Hajdu , D. Horvath²⁹ , F. Sikler , V. Veszpremi , G. Vesztergombi[†]

Institute of Nuclear Research ATOMKI, Debrecen, HungaryS. Czellar, J. Karancsi²⁸ , J. Molnar, Z. Szillasi, D. Teyssier**Institute of Physics, University of Debrecen, Debrecen, Hungary**P. Raics, Z.L. Trocsanyi³⁰ , B. Ujvari**Karoly Robert Campus, MATE Institute of Technology, Gyongyos, Hungary**T. Csorgo³¹ , F. Nemes³¹, T. Novak**Indian Institute of Science (IISc), Bangalore, India**S. Choudhury, J.R. Komaragiri , D. Kumar, L. Panwar , P.C. Tiwari **National Institute of Science Education and Research, HBNI, Bhubaneswar, India**S. Bahinipati³² , D. Dash , C. Kar , P. Mal, T. Mishra , V.K. Muraleedharan Nair Bindhu³³, A. Nayak³³ , P. Saha, N. Sur , S.K. Swain**Panjab University, Chandigarh, India**S. Bansal , S.B. Beri, V. Bhatnagar , G. Chaudhary , S. Chauhan , N. Dhingra³⁴ , R. Gupta, A. Kaur, S. Kaur, P. Kumari , M. Meena, K. Sandeep , J.B. Singh , A.K. Virdi **University of Delhi, Delhi, India**A. Ahmed, A. Bhardwaj , B.C. Choudhary , R.B. Garg, M. Gola, S. Keshri , A. Kumar , M. Naimuddin , P. Priyanka , K. Ranjan, A. Shah **Saha Institute of Nuclear Physics, HBNI, Kolkata, India**M. Bharti³⁵, R. Bhattacharya, S. Bhattacharya , D. Bhowmik, S. Dutta, B. Gomber³⁶ , M. Maity³⁷, S. Nandan, P. Palit , P.K. Rout , G. Saha, B. Sahu , S. Sarkar, M. Sharan, B. Singh³⁵, S. Thakur³⁵**Indian Institute of Technology Madras, Madras, India**P.K. Behera , S.C. Behera, P. Kalbhor , A. Muhammad, R. Pradhan, P.R. Pujahari, A. Sharma , A.K. Sikdar**Bhabha Atomic Research Centre, Mumbai, India**D. Dutta , V. Jha, V. Kumar , D.K. Mishra, K. Naskar³⁸, P.K. Netrakanti, L.M. Pant, P. Shukla **Tata Institute of Fundamental Research-A, Mumbai, India**T. Aziz, S. Dugad, M. Kumar, G.B. Mohanty , U. Sarkar **Tata Institute of Fundamental Research-B, Mumbai, India**S. Banerjee , S. Bhattacharya, R. Chudasama, M. Guchait, S. Karmakar, S. Kumar, G. Majumder, K. Mazumdar, S. Mukherjee , D. Roy **Indian Institute of Science Education and Research (IISER), Pune, India**S. Dube , B. Kansal, S. Pandey , A. Rane , A. Rastogi , S. Sharma 

Isfahan University of Technology, Isfahan, Iran

H. Bakhshiansohi³⁹ , M. Zeinali⁴⁰





Institute for Research in Fundamental Sciences (IPM), Tehran, Iran

S. Chenarani⁴¹, S.M. Etesami , M. Khakzad , M. Mohammadi Najafabadi 



























University College Dublin, Dublin, Ireland

M. Felcini , M. Grunewald 






INFN Sezione di Bari ^a, Bari, Italy, Università di Bari ^b, Bari, Italy, Politecnico di Bari ^c, Bari, Italy

M. Abbrescia^{a,b} , R. Aly^{a,b,42} , C. Aruta^{a,b}, A. Colaleo^a , D. Creanza^{a,c} , N. De Filippis^{a,c} , M. De Palma^{a,b} , A. Di Florio^{a,b}, A. Di Pilato^{a,b} , W. Elmetenawee^{a,b} , L. Fiore^a , A. Gelmi^{a,b} , M. Gul^a , G. Iaselli^{a,c} , M. Ince^{a,b} , S. Lezki^{a,b} , G. Maggi^{a,c} , M. Maggi^a , I. Margjeka^{a,b}, V. Mastrapasqua^{a,b} , J.A. Merlin^a, S. My^{a,b} , S. Nuzzo^{a,b} , A. Pellicchia^{a,b}, A. Pompili^{a,b} , G. Pugliese^{a,c} , A. Ranieri^a , G. Selvaggi^{a,b} , L. Silvestris^a , F.M. Simone^{a,b} , R. Venditti^a , P. Verwilligen^a 













INFN Sezione di Bologna ^a, Bologna, Italy, Università di Bologna ^b, Bologna, Italy

G. Abbiendi^a , C. Battilana^{a,b} , D. Bonacorsi^{a,b} , L. Borgonovi^a, S. Braibant-Giacomelli^{a,b} , L. Brigliadori^a, R. Campanini^{a,b} , P. Capiluppi^{a,b} , A. Castro^{a,b} , F.R. Cavallo^a , C. Ciocca^a , M. Cuffiani^{a,b} , G.M. Dallavalle^a , T. Diotalevi^{a,b} , F. Fabbri^a , A. Fanfani^{a,b} , P. Giacomelli^a , L. Giommi^{a,b} , C. Grandi^a , L. Guiducci^{a,b}, S. Lo Meo^{a,43}, L. Lunerti^{a,b}, S. Marcellini^a , G. Masetti^a , F.L. Navarria^{a,b} , A. Perrotta^a , F. Primavera^{a,b} , A.M. Rossi^{a,b} , T. Rovelli^{a,b} , G.P. Siroli^{a,b} , N. Tosi^a 

INFN Sezione di Catania ^a, Catania, Italy, Università di Catania ^b, Catania, Italy

S. Albergo^{a,b,44} , S. Costa^{a,b,44} , A. Di Mattia^a , R. Potenza^{a,b}, A. Tricomi^{a,b,44} , C. Tuve^{a,b} 

INFN Sezione di Firenze ^a, Firenze, Italy, Università di Firenze ^b, Firenze, Italy

G. Barbagli^a , A. Cassese^a , R. Ceccarelli^{a,b}, V. Ciulli^{a,b} , C. Civinini^a , R. D'Alessandro^{a,b} , F. Fiori^{a,b}, E. Focardi^{a,b} , G. Latino^{a,b} , P. Lenzi^{a,b} , M. Lizzo^{a,b}, M. Meschini^a , S. Paoletti^a , R. Seidita^{a,b}, G. Sguazzoni^a , L. Viliani^a 



















INFN Laboratori Nazionali di Frascati, Frascati, Italy

L. Benussi , S. Bianco , D. Piccolo 











INFN Sezione di Genova ^a, Genova, Italy, Università di Genova ^b, Genova, Italy

M. Bozzo^{a,b} , F. Ferro^a , R. Mulargia^{a,b}, E. Robutti^a , S. Tosi^{a,b} 
























INFN Sezione di Milano-Bicocca ^a, Milano, Italy, Università di Milano-Bicocca ^b, Milano, Italy

A. Benaglia^a , F. Brivio^{a,b}, F. Cetorelli^{a,b}, V. Ciriolo^{a,b,20}, F. De Guio^{a,b} , M.E. Dinardo^{a,b} , P. Dini^a , S. Gennai^a , A. Ghezzi^{a,b} , P. Govoni^{a,b} , L. Guzzi^{a,b} , M. Malberti^a, S. Malvezzi^a , A. Massironi^a , D. Menasce^a , F. Monti^{a,b} , L. Moroni^a , M. Paganoni^{a,b} , D. Pedrini^a , S. Ragazzi^{a,b} , T. Tabarelli de Fatis^{a,b} , D. Valsecchi^{a,b,20}, D. Zuolo^{a,b} 









INFN Sezione di Napoli ^a, Napoli, Italy, Università di Napoli ‘Federico II’ ^b, Napoli, Italy, Università della Basilicata ^c, Potenza, Italy, Università G. Marconi ^d, Roma, Italy

S. Buontempo^a , F. Carnevali^{a,b}, N. Cavallo^{a,c} , A. De Iorio^{a,b} , F. Fabozzi^{a,c} , A.O.M. Iorio^{a,b} , L. Lista^{a,b} , S. Meola^{a,d,20} , P. Paolucci^{a,20} , B. Rossi^a , C. Sciacca^{a,b} 











INFN Sezione di Padova ^a, Padova, Italy, Università di Padova ^b, Padova, Italy, Università di Trento ^c, Trento, Italy

P. Azzi^a , N. Bacchetta^a , D. Bisello^{a,b} , P. Bortignon^a , A. Bragagnolo^{a,b} , R. Carlin^{a,b} , P. Checchia^a , P. De Castro Manzano^a , T. Dorigo^a , F. Gasparini^{a,b} , U. Gasparini^{a,b} , S.Y. Hoh^{a,b} , L. Layer^{a,45}, M. Margoni^{a,b} , A.T. Meneguzzo^{a,b} , M. Presilla^{a,b} , P. Ronchese^{a,b} , R. Rossin^{a,b}, F. Simonetto^{a,b} , G. Strong^a , M. Tosi^{a,b} , H. YARAR^{a,b}, M. Zanetti^{a,b} , P. Zotto^{a,b} , A. Zucchetta^{a,b} , G. Zumerle^{a,b} 




























INFN Sezione di Pavia ^a, Pavia, Italy, Università di Pavia ^b, Pavia, Italy

C. Aime^{a,b}, A. Braghieri^a , S. Calzaferri^{a,b}, D. Fiorina^{a,b} , P. Montagna^{a,b}, S.P. Ratti^{a,b}, V. Re^a , M. Ressegotti^{a,b} , C. Riccardi^{a,b} , P. Salvini^a , I. Vai^a , P. Vitulo^{a,b} 

INFN Sezione di Perugia ^a, Perugia, Italy, Università di Perugia ^b, Perugia, Italy

G.M. Bilei^a , D. Ciangottini^{a,b} , L. Fanò^{a,b} , P. Lariccia^{a,b}, M. Magherini^b, G. Mantovani^{a,b}, V. Mariani^{a,b}, M. Menichelli^a , F. Moscatelli^a , A. Piccinelli^{a,b} , A. Rossi^{a,b} , A. Santocchia^{a,b} , D. Spiga^a , T. Tedeschi^{a,b} 

INFN Sezione di Pisa ^a, Pisa, Italy, Università di Pisa ^b, Pisa, Italy, Scuola Normale Superiore di Pisa ^c, Pisa, Italy, Università di Siena ^d, Siena, Italy

P. Azzurri^a , G. Bagliesi^a , V. Bertacchi^{a,c} , L. Bianchini^a , T. Boccali^a , E. Bossini^{a,b} , R. Castaldi^a , M.A. Ciocci^{a,b} , R. Dell’Orso^a , M.R. Di Domenico^{a,d} , S. Donato^a , A. Giassi^a , M.T. Grippo^a , F. Ligabue^{a,c} , E. Manca^{a,c} , G. Mandorli^{a,c} , A. Messineo^{a,b} , F. Palla^a , S. Parolia^{a,b}, G. Ramirez-Sanchez^{a,c}, A. Rizzi^{a,b} , G. Rolandi^{a,c} , S. Roy Chowdhury^{a,c}, A. Scribano^a, N. Shafiei^{a,b} , P. Spagnolo^a , R. Tenchini^a , G. Tonelli^{a,b} , N. Turini^{a,d} , A. Venturi^a , P.G. Verdini^a 

INFN Sezione di Roma ^a, Rome, Italy, Sapienza Università di Roma ^b, Rome, Italy

M. Campana^{a,b}, F. Cavallari^a, M. Cipriani^{a,b}, D. Del Re^{a,b}, E. Di Marco^a, M. Diemoz^a, E. Longo^{a,b}, P. Meridiani^a, G. Organtini^{a,b}, F. Pandolfi^a, R. Paramatti^{a,b}, C. Quaranta^{a,b}, S. Rahatlou^{a,b}, C. Rovelli^a, F. Santanastasio^{a,b}, L. Soffi^a, R. Tramontano^{a,b}

INFN Sezione di Torino ^a, Torino, Italy, Università di Torino ^b, Torino, Italy, Università del Piemonte Orientale ^c, Novara, Italy

N. Amapane^{a,b}, R. Arcidiacono^{a,c}, S. Argiro^{a,b}, M. Arneodo^{a,c}, N. Bartosik^a, R. Bellan^{a,b}, A. Bellora^{a,b}, J. Berenguer Antequera^{a,b}, C. Biino^a, N. Cartiglia^a, S. Cometti^a, M. Costa^{a,b}, R. Covarelli^{a,b}, N. Demaria^a, B. Kiani^{a,b}, F. Legger^a, C. Mariotti^a, S. Maselli^a, E. Migliore^{a,b}, E. Monteil^{a,b}, M. Monteno^a, M.M. Obertino^{a,b}, G. Ortona^a, L. Pacher^{a,b}, N. Pastrone^a, M. Pelliccioni^a, G.L. Pinna Angioni^{a,b}, M. Ruspa^{a,c}, R. Salvatico^{a,b}, K. Shchelina^{a,b}, F. Siviero^{a,b}, V. Sola^a, A. Solano^{a,b}, D. Soldi^{a,b}, A. Staiano^a, M. Tornago^{a,b}, D. Trocino^{a,b}

INFN Sezione di Trieste ^a, Trieste, Italy, Università di Trieste ^b, Trieste, Italy

S. Belforte^a, V. Candelise^{a,b}, M. Casarsa^a, F. Cossutti^a, A. Da Rold^{a,b}, G. Della Ricca^{a,b}, G. Sorrentino^{a,b}, F. Vazzoler^{a,b}

Kyungpook National University, Daegu, Korea

S. Dogra, C. Huh, B. Kim, D.H. Kim, G.N. Kim, J. Kim, J. Lee, S.W. Lee, C.S. Moon, Y.D. Oh, S.I. Pak, B.C. Radburn-Smith, S. Sekmen, Y.C. Yang

Chonnam National University, Institute for Universe and Elementary Particles, Kwangju, Korea

H. Kim, D.H. Moon

Hanyang University, Seoul, Korea

T.J. Kim, J. Park

Korea University, Seoul, Korea

S. Cho, S. Choi, Y. Go, B. Hong, K. Lee, K.S. Lee, J. Lim, J. Park, S.K. Park, J. Yoo

Kyung Hee University, Department of Physics, Seoul, Republic of Korea, Seoul, Korea



J. Goh, A. Gurtu

Sejong University, Seoul, Korea


H.S. Kim, Y. Kim

Seoul National University, Seoul, Korea








J. Almond, J.H. Bhyun, J. Choi, S. Jeon, J. Kim, J.S. Kim, S. Ko, H. Kwon, H. Lee, S. Lee, B.H. Oh, M. Oh, S.B. Oh, H. Seo, U.K. Yang, I. Yoon

University of Seoul, Seoul, KoreaD. Jeon, J.H. Kim, B. Ko, J.S.H. Lee , I.C. Park, Y. Roh, D. Song, I.J. Watson **Yonsei University, Department of Physics, Seoul, Korea**




S. Ha, H.D. Yoo

Sungkyunkwan University, Suwon, KoreaY. Choi, Y. Jeong, H. Lee, Y. Lee, I. Yu **College of Engineering and Technology, American University of the Middle East (AUM), Egaila, Kuwait, Dasman, Kuwait**

T. Beyrouthy, Y. Maghrbi

Riga Technical University, Riga, LatviaT. Torims, V. Veckalns⁴⁶ **Vilnius University, Vilnius, Lithuania**M. Ambrozias, A. Juodagalvis , A. Rinkevicius , G. Tamulaitis , A. Vaitkevicius**National Centre for Particle Physics, Universiti Malaya, Kuala Lumpur, Malaysia**N. Bin Norjoharuddeen , W.A.T. Wan Abdullah, M.N. Yusli, Z. Zolkapli**Universidad de Sonora (UNISON), Hermosillo, Mexico**J.F. Benitez , A. Castaneda Hernandez , J.A. Murillo Quijada , L. Valencia Palomo **Centro de Investigacion y de Estudios Avanzados del IPN, Mexico City, Mexico**G. Ayala, H. Castilla-Valdez, E. De La Cruz-Burelo , I. Heredia-De La Cruz⁴⁷ , R. Lopez-Fernandez, C.A. Mondragon Herrera, D.A. Perez Navarro, A. Sánchez Hernández **Universidad Iberoamericana, Mexico City, Mexico**S. Carrillo Moreno, C. Oropeza Barrera , M. Ramírez García , F. Vazquez Valencia**Benemerita Universidad Autonoma de Puebla, Puebla, Mexico**





I. Pedraza, H.A. Salazar Ibarguen, C. Uribe Estrada

University of Montenegro, Podgorica, MontenegroJ. Mijuskovic⁴⁸, N. Raicevic**University of Auckland, Auckland, New Zealand**D. Krofcheck **University of Canterbury, Christchurch, New Zealand**S. Bheesette, P.H. Butler **National Centre for Physics, Quaid-I-Azam University, Islamabad, Pakistan**A. Ahmad, M.I. Asghar, A. Awais, M.I.M. Awan, H.R. Hoorani, W.A. Khan, M.A. Shah, M. Shoaib , M. Waqas 

AGH University of Science and Technology Faculty of Computer Science, Electronics and Telecommunications, Krakow, Poland

V. Avati, L. Grzanka, M. Malawski

National Centre for Nuclear Research, Swierk, Poland

H. Bialkowska, M. Bluj , B. Boimska , T. Frueboes, M. Górski, M. Kazana, M. Szleper , P. Traczyk , P. Zalewski


Institute of Experimental Physics, Faculty of Physics, University of Warsaw, Warsaw, Poland

K. Bunkowski, K. Doroba, A. Kalinowski , M. Konecki , J. Krolikowski , M. Walczak 




Laboratório de Instrumentação e Física Experimental de Partículas, Lisboa, Portugal

M. Araujo, P. Bargassa , D. Bastos, A. Boletti , P. Faccioli , M. Gallinaro , J. Hollar , N. Leonardo , T. Niknejad, M. Pisano, J. Seixas , O. Toldaiev , J. Varela 

Joint Institute for Nuclear Research, Dubna, Russia

S. Afanasiev, D. Budkouski, P. Bunin, M. Gavrilenko, I. Golutvin, I. Gorbunov , A. Kamenev, V. Karjavine, A. Lanev, A. Malakhov, V. Matveev^{49,50}, V. Palichik, V. Perelygin, M. Savina, D. Seitova, V. Shalaev, S. Shmatov, S. Shulha, V. Smirnov, O. Teryaev, N. Voytishin, A. Zarubin, I. Zhizhin



Petersburg Nuclear Physics Institute, Gatchina (St. Petersburg), Russia

A. Egorov⁵¹, G. Gavrilo , V. Golovtcov, Y. Ivanov, V. Kim⁵¹ , E. Kuznetsova⁵², V. Murzin, V. Oreshkin, I. Smirnov, D. Sosnov , V. Sulimov, L. Uvarov, S. Volkov, A. Vorobyev

Institute for Nuclear Research, Moscow, Russia

Yu. Andreev , A. Dermenev, S. Gninenko , N. Golubev, A. Karneyeu , M. Kirsanov, N. Krasnikov, A. Pashenkov, G. Pivovarov , D. Tliso[†], A. Toropin

Institute for Theoretical and Experimental Physics named by A.I. Alikhanov of NRC ‘Kurchatov Institute’, Moscow, Russia

V. Epshteyn, V. Gavrilov, N. Lychkovskaya, A. Nikitenko⁵³, V. Popov, G. Safronov , A. Spiridonov, A. Stepenov, M. Toms, E. Vlasov , A. Zhokin


Moscow Institute of Physics and Technology, Moscow, Russia

T. Aushev






National Research Nuclear University ‘Moscow Engineering Physics Institute’ (MEPhI), Moscow, Russia

O. Bychkova, R. Chistov⁵⁴ , M. Danilov⁵⁵ , P. Parygin, S. Polikarpov⁵⁵ 


P.N. Lebedev Physical Institute, Moscow, Russia

V. Andreev, M. Azarkin, I. Dremin , M. Kirakosyan, A. Terkulov




Skobeltsyn Institute of Nuclear Physics, Lomonosov Moscow State University, Moscow, Russia

A. Belyaev, E. Boos , A. Ershov, A. Gribushin, L. Khein, V. Klyukhin , O. Kodolova , I. Lokhtin , O. Lukina, S. Obraztsov, S. Petrushanko, V. Savrin, A. Snigirev 

Novosibirsk State University (NSU), Novosibirsk, Russia

V. Blinov⁵⁶, T. Dimova⁵⁶, L. Kardapoltsev⁵⁶, I. Ovtin⁵⁶, Y. Skovpen⁵⁶ 

Institute for High Energy Physics of National Research Centre ‘Kurchatov Institute’, Protvino, Russia

I. Azhgirey , I. Bayshev, V. Kachanov, A. Kalinin, D. Konstantinov , V. Petrov, R. Ryutin, A. Sobol, S. Troshin , N. Tyurin, A. Uzunian, A. Volkov






National Research Tomsk Polytechnic University, Tomsk, Russia

A. Babaev, V. Okhotnikov, L. Sukhikh





















Tomsk State University, Tomsk, Russia

V. Borchsh, V. Ivanchenko , E. Tcherniaev 

University of Belgrade: Faculty of Physics and VINCA Institute of Nuclear Sciences, Belgrade, Serbia

P. Adzic⁵⁷ , M. Dordevic , P. Milenovic , J. Milosevic , V. Milosevic 









Centro de Investigaciones Energéticas Medioambientales y Tecnológicas (CIEMAT), Madrid, Spain

M. Aguilar-Benitez, J. Alcaraz Maestre , A. Álvarez Fernández, I. Bachiller, M. Barrio Luna, Cristina F. Bedoya , C.A. Carrillo Montoya , M. Cepeda , M. Cerrada, N. Colino , B. De La Cruz, A. Delgado Peris , J.P. Fernández Ramos , J. Flix , M.C. Fouz , O. Gonzalez Lopez , S. Goy Lopez , J.M. Hernandez , M.I. Josa , J. León Holgado , D. Moran, Á. Navarro Tobar , A. Pérez-Calero Yzquierdo , J. Puerta Pelayo , I. Redondo , L. Romero, S. Sánchez Navas, M.S. Soares , L. Urda Gómez , C. Willmott









Universidad Autónoma de Madrid, Madrid, Spain

J.F. de Trocóniz, R. Reyes-Almanza 

Universidad de Oviedo, Instituto Universitario de Ciencias y Tecnologías Espaciales de Asturias (ICTEA), Oviedo, Spain

B. Alvarez Gonzalez , J. Cuevas , C. Erice , J. Fernandez Menendez , S. Folgueras , I. Gonzalez Caballero , E. Palencia Cortezon , C. Ramón Álvarez, J. Ripoll Sau, V. Rodríguez Bouza , A. Trapote

Instituto de Física de Cantabria (IFCA), CSIC-Universidad de Cantabria, Santander, Spain

J.A. Brochero Cifuentes , I.J. Cabrillo, A. Calderon , B. Chazin Quero, J. Duarte Camperros , M. Fernandez , C. Fernandez Madrazo , P.J. Fernández Manteca , A. García Alonso, G. Gomez, C. Martinez Rivero, P. Martinez Ruiz del Arbol , F. Matorras 

P. Matorras Cuevas , J. Piedra Gomez , C. Prieels, F. Ricci-Tam , T. Rodrigo ,
A. Ruiz-Jimeno , L. Scodellaro , N. Trevisani , I. Vila, J.M. Vizan Garcia 











































University of Colombo, Colombo, Sri Lanka

M.K. Jayananda, B. Kailasapathy⁵⁸, D.U.J. Sonnadara, D.D.C. Wickramarathna


University of Ruhuna, Department of Physics, Matara, Sri Lanka

W.G.D. Dharmaratna , K. Liyanage, N. Perera, N. Wickramage


















CERN, European Organization for Nuclear Research, Geneva, Switzerland

T.K. Aarrestad , D. Abbaneo, J. Alimena , E. Auffray, G. Auzinger, J. Baechler,
P. Baillon[†], A.H. Ball, D. Barney , J. Bendavid, N. Beni, M. Bianco , A. Bocci ,
E. Brondolin, T. Camporesi, M. Capeans Garrido , G. Cerminara, S.S. Chhibra ,
L. Cristella , D. d'Enterria , A. Dabrowski , N. Daci , A. David , A. De Roeck ,
M. Deile , R. Di Maria , M. Dobson, M. Dünser , N. Dupont, A. Elliott-Peisert,
N. Emriskova, F. Fallavollita⁵⁹, D. Fasanella , S. Fiorendi , A. Florent , G. Fran-
zoni , J. Fulcher , W. Funk, S. Giani, D. Gigi, K. Gill, F. Glege, L. Gouskos , M. Ha-
ranko , J. Hegeman , Y. Iiyama , V. Innocente , T. James, P. Janot , J. Kaspar ,
J. Kieseler , M. Komm , N. Kratochwil, C. Lange , S. Laurila, P. Lecoq , K. Long ,
C. Lourenço , L. Malgeri , S. Mallios, M. Mannelli, F. Meijers, S. Mersi , E. Meschi ,
F. Moortgat , M. Mulders , S. Orfanelli, L. Orsini, F. Pantaleo , L. Pape, E. Perez,
M. Peruzzi , A. Petrilli, G. Petrucciani , A. Pfeiffer , M. Pierini , M. Pitt ,
H. Qu , T. Quast, D. Rabady , A. Racz, M. Rieger , M. Rovere, H. Sakulin, J. Salfeld-
Nebgen , S. Scarfi, C. Schäfer, C. Schwick, M. Selvaggi , A. Sharma, P. Silva ,
W. Snoeys , P. Sphicas⁶⁰ , S. Summers , V.R. Tavolaro , D. Treille, A. Tsiro, G.P. Van Onsem , M. Verzetti , J. Wanczyk⁶¹, K.A. Wozniak, W.D. Zeuner














Paul Scherrer Institut, Villigen, Switzerland

L. Caminada⁶² , A. Ebrahimi , W. Erdmann, R. Horisberger, Q. Ingram, H.C. Kaestli,
D. Kotlinski, U. Langenegger, M. Missiroli , T. Rohe

ETH Zurich — Institute for Particle Physics and Astrophysics (IPA), Zurich, Switzerland

K. Androsov⁶¹ , M. Backhaus , P. Berger, A. Calandri , N. Chernyavskaya ,
A. De Cosa, G. Dissertori , M. Dittmar, M. Donegà, C. Dorfer , F. Eble, T. Gadek,
T.A. Gómez Espinosa , C. Grab , D. Hits, W. Lustermann, A.-M. Lyon, R.A. Man-
zoni , C. Martin Perez, M.T. Meinhard, F. Micheli, F. Nessi-Tedaldi, J. Niedziela ,
F. Pauss, V. Perovic, G. Perrin, S. Pigazzini , M.G. Ratti , M. Reichmann, C. Reissel,
T. Reitenspiess, B. Ristic , D. Ruini, D.A. Sanz Becerra , M. Schönenberger ,
V. Stampf, J. Steggemann⁶¹ , R. Wallny , D.H. Zhu

Universität Zürich, Zurich, Switzerland

C. Amsler⁶³ , P. Bäertschi, C. Botta , D. Brzhechko, M.F. Canelli , A. De Wit ,
R. Del Burgo, J.K. Heikkilä , M. Huwiler, A. Jofrehei , B. Kilminster , S. Leontsi-
nis , A. Macchiolo , P. Meiring, V.M. Mikuni , U. Molinatti, I. Neutelings, G. Rauco,
A. Reimers, P. Robmann, S. Sanchez Cruz , K. Schweiger , Y. Takahashi 



















National Central University, Chung-Li, TaiwanC. Adloff⁶⁴, C.M. Kuo, W. Lin, A. Roy^{id}, T. Sarkar^{37 id}, S.S. Yu**National Taiwan University (NTU), Taipei, Taiwan**L. Ceard, P. Chang^{id}, Y. Chao, K.F. Chen^{id}, P.H. Chen^{id}, W.-S. Hou^{id}, Y.y. Li, R.-S. Lu, E. Paganis^{id}, A. Psallidas, A. Steen, E. Yazgan^{id}, P.r. Yu**Chulalongkorn University, Faculty of Science, Department of Physics, Bangkok, Thailand**B. Asavapibhop^{id}, C. Asawatangtrakuldee^{id}, N. Srimanobhas^{id}**Çukurova University, Physics Department, Science and Art Faculty, Adana, Turkey**F. Boran^{id}, S. Damarseckin⁶⁵, Z.S. Demiroglu^{id}, F. Dolek^{id}, I. Dumanoglu^{66 id}, E. Eskut, G. Gokbulut, Y. Guler^{id}, E. Gurpinar Guler^{67 id}, I. Hos⁶⁸, C. Isik, E.E. Kangal⁶⁹, O. Kara, A. Kayis Topaksu, U. Kiminsu^{id}, G. Onengut, K. Ozdemir⁷⁰, A. Polatoz, A.E. Simsek^{id}, B. Tali⁷¹, U.G. Tok^{id}, S. Turkcapar, I.S. Zorbakir^{id}, C. Zorbilmez**Middle East Technical University, Physics Department, Ankara, Turkey**B. Isildak⁷², G. Karapinar⁷³, K. Ocalan^{74 id}, M. Yalvac^{75 id}**Bogazici University, Istanbul, Turkey**B. Akgun, I.O. Atakisi^{id}, E. Gülmez^{id}, M. Kaya^{76 id}, O. Kaya⁷⁷, Ö. Özçelik, S. Tekten⁷⁸, E.A. Yetkin^{79 id}**Istanbul Technical University, Istanbul, Turkey**A. Cakir^{id}, K. Cankocak^{66 id}, Y. Komurcu, S. Sen^{80 id}**Istanbul University, Istanbul, Turkey**F. Aydogmus Sen, S. Cerci⁷¹, B. Kaynak, S. Ozkorucuklu, D. Sunar Cerci^{71 id}**Institute for Scintillation Materials of National Academy of Science of Ukraine, Kharkov, Ukraine**

B. Grynyov





National Scientific Center, Kharkov Institute of Physics and Technology, Kharkov, UkraineL. Levchuk^{id}**University of Bristol, Bristol, United Kingdom**D. Anthony, E. Bhal^{id}, S. Bologna, J.J. Brooke^{id}, A. Bundock^{id}, E. Clement^{id}, D. Cusans^{id}, H. Flacher^{id}, J. Goldstein^{id}, G.P. Heath, H.F. Heath^{id}, L. Kreczko^{id}, B. Krikler^{id}, S. Paramesvaran, T. Sakuma^{id}, S. Seif El Nasr-Storey, V.J. Smith, N. Stylianou^{81 id}, J. Taylor, A. Titterton^{id}, R. White**Rutherford Appleton Laboratory, Didcot, United Kingdom**K.W. Bell, A. Belyaev^{82 id}, C. Brew^{id}, R.M. Brown, D.J.A. Cockerill, K.V. Ellis, K. Harder, S. Harper, J. Linacre^{id}, K. Manolopoulos, D.M. Newbold^{id}, E. Olaiya,

D. Petyt, T. Reis , T. Schuh, C.H. Shepherd-Themistocleous, A. Thea , I.R. Tomalin, T. Williams 









Imperial College, London, United Kingdom

R. Bainbridge , P. Bloch , S. Bonomally, J. Borg , S. Breeze, O. Buchmuller, V. Cepaitis , G.S. Chahal⁸³ , D. Colling, P. Dauncey , G. Davies , M. Della Negra , S. Fayer, G. Fedi , G. Hall , M.H. Hassanshahi, G. Iles, J. Langford, L. Lyons, A.-M. Magnan, S. Malik, A. Martelli , J. Nash⁸⁴ , V. Palladino , M. Pesaresi, D.M. Raymond, A. Richards, A. Rose, E. Scott , C. Seez, A. Shtipliyski, A. Tapper , K. Uchida, T. Virdee²⁰ , N. Wardle , S.N. Webb , D. Winterbottom, A.G. Zecchinelli

Brunel University, Uxbridge, United Kingdom

K. Coldham, J.E. Cole , A. Khan, P. Kyberd , C.K. Mackay, I.D. Reid , L. Teodorescu, S. Zahid 

Baylor University, Waco, Texas, U.S.A.

S. Abdullin , A. Brinkerhoff , B. Caraway , J. Dittmann , K. Hatakeyama , A.R. Kanuganti, B. McMaster , N. Pastika, S. Sawant, C. Smith , C. Sutantawibul, J. Wilson 










Catholic University of America, Washington, DC, U.S.A.

R. Bartek , A. Dominguez , R. Uniyal , A.M. Vargas Hernandez
















The University of Alabama, Tuscaloosa, Alabama, U.S.A.

A. Buccilli , O. Charaf, S.I. Cooper , D. Di Croce , S.V. Gleyzer , C. Henderson , C.U. Perez , P. Rumerio⁸⁵ , C. West 











Boston University, Boston, Massachusetts, U.S.A.

A. Akpinar , A. Albert , D. Arcaro , C. Cosby , Z. Demiragli , E. Fontanesi, D. Gastler, J. Rohlf , K. Salyer , D. Sperka, D. Spitzbart , I. Suarez , A. Tsatsos, S. Yuan, D. Zou









Brown University, Providence, Rhode Island, U.S.A.

G. Benelli , B. Burkle , X. Coubez²¹, D. Cutts , Y.t. Duh, M. Hadley , U. Heintz , J.M. Hogan⁸⁶ , E. Laird , G. Landsberg , K.T. Lau , J. Lee , J. Luo , M. Narain, S. Sagir⁸⁷ , E. Usai , W.Y. Wong, X. Yan , D. Yu , W. Zhang

University of California, Davis, Davis, California, U.S.A.

C. Brainerd , R. Breedon, M. Calderon De La Barca Sanchez, M. Chertok , J. Conway , P.T. Cox, R. Erbacher, G. Haza, F. Jensen , O. Kukral, R. Lander, M. Mulhearn , D. Pellett, B. Regnery , D. Taylor , M. Tripathi , Y. Yao , F. Zhang 




















University of California, Los Angeles, California, U.S.A.

M. Bachtis , R. Cousins , A. Dasgupta, A. Datta , D. Hamilton, J. Hauser , M. Ignatenko, M.A. Iqbal, T. Lam, N. Mccoll , W.A. Nash, S. Regnard , D. Saltzberg , C. Schnaible, B. Stone, V. Valuev 










University of California, Riverside, Riverside, California, U.S.A.

K. Burt, Y. Chen, R. Clare , J.W. Gary , M. Gordon, G. Hanson , G. Karapostoli , O.R. Long , N. Manganeli, M. Olmedo Negrete, W. Si , S. Wimpenny, Y. Zhang














University of California, San Diego, La Jolla, California, U.S.A.

J.G. Branson, P. Chang , S. Cittolin, S. Cooperstein , N. Deelen , J. Duarte , R. Gerosa , L. Giannini , D. Gilbert , J. Guiang, R. Kansal , V. Krutelyov , R. Lee, J. Letts , M. Masciovecchio , S. May , S. Padhi, M. Pieri , B.V. Sathia Narayanan , V. Sharma , M. Tadel, A. Vartak , F. Würthwein , Y. Xiang , A. Yagil 

University of California, Santa Barbara — Department of Physics, Santa Barbara, California, U.S.A.

N. Amin, C. Campagnari , M. Citron , A. Dorsett, V. Dutta , J. Incandela , M. Kilpatrick , J. Kim , B. Marsh, H. Mei, M. Oshiro, A. Ovcharova, M. Quinnan , J. Richman, U. Sarica , D. Stuart, S. Wang 

California Institute of Technology, Pasadena, California, U.S.A.

A. Bornheim , O. Cerri, I. Dutta , J.M. Lawhorn , N. Lu , J. Mao, H.B. Newman , J. Ngadiuba , T.Q. Nguyen , M. Spiropulu , J.R. Vlimant , C. Wang , S. Xie , Z. Zhang , R.Y. Zhu 














Carnegie Mellon University, Pittsburgh, Pennsylvania, U.S.A.

J. Alison , M.B. Andrews, T. Ferguson , T. Mudholkar , M. Paulini , I. Vorobiev












































University of Colorado Boulder, Boulder, Colorado, U.S.A.

J.P. Cumalat , W.T. Ford , E. MacDonald, R. Patel, A. Perloff , K. Stenson , K.A. Ulmer , S.R. Wagner 














Cornell University, Ithaca, New York, U.S.A.

J. Alexander , Y. Cheng , J. Chu , D.J. Cranshaw , K. McDermott , J. Monroy , J.R. Patterson , D. Quach , J. Reichert , A. Ryd, W. Sun , S.M. Tan, Z. Tao , J. Thom , P. Wittich , M. Zientek









Fermi National Accelerator Laboratory, Batavia, Illinois, U.S.A.

M. Albrow , M. Alyari , G. Apollinari, A. Apresyan , A. Apyan , S. Banerjee, L.A.T. Bauerdick , A. Beretvas , D. Berry , J. Berryhill , P.C. Bhat, K. Burkett , J.N. Butler, A. Canepa, G.B. Cerati , H.W.K. Cheung , F. Chlebana, M. Cremonesi, K.F. Di Petrillo , V.D. Elvira , J. Freeman, Z. Gecse, L. Gray, D. Green, S. Grunden-dahl , O. Gutsche , R.M. Harris , R. Heller, T.C. Herwig , J. Hirschauer , B. Jayatilaka , S. Jindariani, M. Johnson, U. Joshi, P. Klabbbers , T. Klijsma , B. Klima , M.J. Kortelainen , K.H.M. Kwok, S. Lammel , D. Lincoln , R. Lipton, T. Liu, J. Lykken, C. Madrid, K. Maeshima, C. Mantilla , D. Mason, P. McBride , P. Merkel, S. Mrenna , S. Nahn , V. O'Dell, V. Papadimitriou, K. Pedro , C. Pena⁸⁸ , O. Prokofyev, F. Ravera , A. Reinsvold Hall , L. Ristori , B. Schneider , E. Sexton-Kennedy , N. Smith , A. Soha , L. Spiegel, S. Stoynev , J. Strait , L. Taylor , S. Tkaczyk, N.V. Tran , L. Uplegger , E.W. Vaandering , H.A. Weber , A. Woodard








University of Florida, Gainesville, Florida, U.S.A.

D. Acosta , P. Avery, D. Bourilkov , L. Cadamuro , V. Cherepanov, F. Errico , R.D. Field, D. Guerrero, B.M. Joshi , M. Kim, J. Konigsberg , A. Korytov, K.H. Lo, K. Matchev , N. Menendez , G. Mitselmakher , D. Rosenzweig, S. Rosenzweig, K. Shi , J. Sturdy , J. Wang , E. Yigitbasi , X. Zuo
















Florida State University, Tallahassee, Florida, U.S.A.

T. Adams , A. Askew , D. Diaz , R. Habibullah , S. Hagopian , V. Hagopian, K.F. Johnson, R. Khurana, T. Kolberg , G. Martinez, H. Prosper , C. Schiber, R. Yohay , J. Zhang









Florida Institute of Technology, Melbourne, Florida, U.S.A.

M.M. Baarmand , S. Butalla, T. Elkafrawy¹³ , M. Hohlmann , R. Kumar Verma , D. Noonan , M. Rahmani, M. Saunders , F. Yumiceva 









University of Illinois at Chicago (UIC), Chicago, Illinois, U.S.A.

M.R. Adams, L. Apanasevich , H. Becerril Gonzalez , R. Cavanaugh , X. Chen , S. Dittmer, O. Evdokimov , C.E. Gerber , D.A. Hangal , D.J. Hofman , C. Mills , G. Oh , T. Roy, M.B. Tonjes , N. Varelas , J. Viinikainen , X. Wang, Z. Wu , Z. Ye 















The University of Iowa, Iowa City, Iowa, U.S.A.

M. Alhusseini , K. Dilsiz⁸⁹ , S. Durgut, R.P. Gandrajula , M. Haytmyradov, V. Khristenko, O.K. Köseyan , J.-P. Merlo, A. Mestvirishvili⁹⁰, A. Moeller, J. Nachtman, H. Ogul⁹¹ , Y. Onel , F. Ozok⁹², A. Penzo, C. Snyder, E. Tiras⁹³ , J. Wetzel 




Johns Hopkins University, Baltimore, Maryland, U.S.A.

O. Amram , B. Blumenfeld , L. Corcodilos , J. Davis, M. Eminizer , A.V. Gritsan , S. Kyriacou, P. Maksimovic , J. Roskes , M. Swartz, T.Á. Vámi 

The University of Kansas, Lawrence, Kansas, U.S.A.

C. Baldenegro Barrera , P. Baringer , A. Bean , A. Bylinkin , T. Isidori, S. Khalil , J. King, G. Krintiras , A. Kropivnitskaya , C. Lindsey, N. Minafra , M. Murray , C. Rogan , C. Royon, S. Sanders, E. Schmitz, J.D. Tapia Takaki , Q. Wang , J. Williams , G. Wilson 








Kansas State University, Manhattan, Kansas, U.S.A.

S. Duric, A. Ivanov , K. Kaadze , D. Kim, Y. Maravin , T. Mitchell, A. Modak, K. Nam

















Lawrence Livermore National Laboratory, Livermore, California, U.S.A.

F. Rebassoo, D. Wright








University of Maryland, College Park, Maryland, U.S.A.

E. Adams, A. Baden, O. Baron, A. Belloni , S.C. Eno , Y. Feng, N.J. Hadley , S. Jabeen , R.G. Kellogg, T. Koeth, A.C. Mignerey, S. Nabili, M. Seidel , A. Skuja , S.C. Tonwar, L. Wang, K. Wong 


Massachusetts Institute of Technology, Cambridge, Massachusetts, U.S.A.

D. Abercrombie, G. Andreassi, R. Bi, S. Brandt, W. Busza , I.A. Cali, Y. Chen , M. D’Alfonso , G. Gomez Ceballos, M. Goncharov, P. Harris, M. Hu, M. Klute , D. Kovalskyi , J. Krupa, Y.-J. Lee , B. Maier, A.C. Marini , C. Mironov , C. Paus , D. Rankin , C. Roland , G. Roland, Z. Shi , G.S.F. Stephans , K. Tatar , J. Wang, Z. Wang , B. Wyslouch 






University of Minnesota, Minneapolis, Minnesota, U.S.A.

R.M. Chatterjee, A. Evans , P. Hansen, J. Hiltbrand, Sh. Jain , M. Krohn, Y. Kubota, Z. Lesko , J. Mans , M. Revering, R. Rusack , R. Saradhy, N. Schroeder , N. Strobbe , M.A. Wadud




University of Mississippi, Oxford, Mississippi, U.S.A.

J.G. Acosta, S. Oliveros 











University of Nebraska-Lincoln, Lincoln, Nebraska, U.S.A.

K. Bloom , M. Bryson, S. Chauhan , D.R. Claes, C. Fangmeier, L. Finco , F. Golf , J.R. González Fernández, C. Joo, I. Kravchenko , M. Musich, J.E. Siado, G.R. Snow[†], W. Tabb, F. Yan

State University of New York at Buffalo, Buffalo, New York, U.S.A.

G. Agarwal , H. Bandyopadhyay , L. Hay , I. Iashvili , A. Kharchilava, C. McLean , D. Nguyen, J. Pekkanen , S. Rappoccio , A. Williams 










Northeastern University, Boston, Massachusetts, U.S.A.

G. Alverson , E. Barberis, C. Freer , Y. Haddad , A. Hortiangtham, J. Li , G. Madigan, B. Marzocchi , D.M. Morse , V. Nguyen, T. Orimoto , A. Parker, L. Skinnari , A. Tishelman-Charny, T. Wamorkar, B. Wang , A. Wisecarver, D. Wood 

Northwestern University, Evanston, Illinois, U.S.A.

S. Bhattacharya , J. Bueghly, Z. Chen , A. Gilbert , T. Gunter , K.A. Hahn, N. Odell, M.H. Schmitt , K. Sung, M. Velasco
















University of Notre Dame, Notre Dame, Indiana, U.S.A.










































R. Band , R. Bucci, N. Dev , R. Goldouzian , M. Hildreth, K. Hurtado Anampa , C. Jessop , K. Lannon , N. Loukas , N. Marinelli, I. Mcalister, F. Meng, K. Mohrman, Y. Musienko⁴⁹, R. Ruchti, P. Siddireddy, M. Wayne, A. Wightman, M. Wolf , M. Zarucki , L. Zygala

The Ohio State University, Columbus, Ohio, U.S.A.













B. Bylsma, B. Cardwell, L.S. Durkin , B. Francis , C. Hill , A. Lefeld, M. Nunez Ornelas , K. Wei, B.L. Winer, B.R. Yates 

Princeton University, Princeton, New Jersey, U.S.A.

F.M. Addesa , B. Bonham , P. Das , G. Dezoort, P. Elmer , A. Frankenthal , B. Greenberg , N. Haubrich, S. Higginbotham, A. Kalogeropoulos , G. Kopp, S. Kwan , D. Lange, M.T. Lucchini , D. Marlow , K. Mei , I. Ojalvo, J. Olsen , C. Palmer , D. Stickland , C. Tully 

University of Puerto Rico, Mayaguez, Puerto Rico, U.S.A.S. Malik , S. Norberg**Purdue University, West Lafayette, Indiana, U.S.A.**A.S. Bakshi, V.E. Barnes , R. Chawla , S. Das , L. Gutay, M. Jones , A.W. Jung , S. Karmarkar, M. Liu, G. Negro, N. Neumeister , G. Paspalaki, C.C. Peng, S. Piperov , A. Purohit, J.F. Schulte , M. Stojanovic¹⁶, J. Thieman , F. Wang , R. Xiao , W. Xie **Purdue University Northwest, Hammond, Indiana, U.S.A.**J. Dolen , N. Parashar**Rice University, Houston, Texas, U.S.A.**A. Baty , S. Dildick , K.M. Ecklund , S. Freed, F.J.M. Geurts , A. Kumar , W. Li, B.P. Padley , R. Redjimi, J. Roberts[†], W. Shi , A.G. Stahl Leitner **University of Rochester, Rochester, New York, U.S.A.**A. Bodek , P. de Barbaro, R. Demina , J.L. Dulemba , C. Fallon, T. Ferbel , M. Galanti, A. Garcia-Bellido , O. Hindrichs , A. Khukhunaishvili, E. Ranken, R. Taus**Rutgers, The State University of New Jersey, Piscataway, New Jersey, U.S.A.**B. Chiarito, J.P. Chou , A. Gandrakota , Y. Gershtein , E. Halkiadakis , A. Hart, M. Heindl , E. Hughes, S. Kaplan, O. Karacheban²⁴ , I. Laflotte, A. Lath , R. Montalvo, K. Nash, M. Osherson, S. Salur , S. Schnetzer, S. Somalwar , R. Stone, S.A. Thayil , S. Thomas, H. Wang **University of Tennessee, Knoxville, Tennessee, U.S.A.**H. Acharya, A.G. Delannoy , S. Spanier **Texas A&M University, College Station, Texas, U.S.A.**O. Bouhali⁹⁴ , M. Dalchenko , A. Delgado , R. Eusebi, J. Gilmore, T. Huang, T. Kamon⁹⁵, H. Kim , S. Luo , S. Malhotra, R. Mueller, D. Overton, D. Rathjens , A. Safonov **Texas Tech University, Lubbock, Texas, U.S.A.**N. Akchurin, J. Damgov, V. Hegde, S. Kunori, K. Lamichhane, S.W. Lee , T. Mengke, S. Muthumuni , T. Peltola , S. Undleeb, I. Volobouev, Z. Wang, A. Whitbeck**Vanderbilt University, Nashville, Tennessee, U.S.A.**E. Appelt , S. Greene, A. Gurrola , W. Johns, C. Maguire, A. Melo, H. Ni, K. Padeken , F. Romeo , P. Sheldon , S. Tuo, J. Velkovska **University of Virginia, Charlottesville, Virginia, U.S.A.**M.W. Arenton , B. Cox , G. Cummings , J. Hakala , R. Hirosky , M. Joyce , A. Ledovskoy , A. Li, C. Neu , B. Tannenwald , S. White , E. Wolfe **Wayne State University, Detroit, Michigan, U.S.A.**P.E. Karchin, N. Poudyal , P. Thapa

University of Wisconsin — Madison, Madison, WI, Wisconsin, U.S.A.

K. Black , T. Bose , J. Buchanan , C. Caillol, S. Dasu , I. De Bruyn , P. Everaerts , F. Fienga , C. Galloni, H. He, M. Herndon , A. Hervé, U. Hussain, A. Lanaro, A. Loeliger, R. Loveless, J. Madhusudanan Sreekala , A. Mallampalli, A. Mohammadi, D. Pinna, A. Savin, V. Shang, V. Sharma , W.H. Smith , D. Teague, S. Trembath-Reichert, W. Vetens 

†: Deceased

- 1: Also at TU Wien, Wien, Austria
- 2: Also at Institute of Basic and Applied Sciences, Faculty of Engineering, Arab Academy for Science, Technology and Maritime Transport, Alexandria, Egypt
- 3: Also at Université Libre de Bruxelles, Bruxelles, Belgium
- 4: Also at Universidade Estadual de Campinas, Campinas, Brazil
- 5: Also at Federal University of Rio Grande do Sul, Porto Alegre, Brazil
- 6: Also at University of Chinese Academy of Sciences, Beijing, China
- 7: Also at Department of Physics, Tsinghua University, Beijing, China
- 8: Also at UFMS, Nova Andradina, Brazil
- 9: Also at Nanjing Normal University Department of Physics, Nanjing, China
- 10: Now at The University of Iowa, Iowa City, Iowa, U.S.A.
- 11: Also at Institute for Theoretical and Experimental Physics named by A.I. Alikhanov of NRC ‘Kurchatov Institute’, Moscow, Russia
- 12: Also at Joint Institute for Nuclear Research, Dubna, Russia
- 13: Also at Ain Shams University, Cairo, Egypt
- 14: Also at Zewail City of Science and Technology, Zewail, Egypt
- 15: Also at British University in Egypt, Cairo, Egypt
- 16: Also at Purdue University, West Lafayette, Indiana, U.S.A.
- 17: Also at Université de Haute Alsace, Mulhouse, France
- 18: Also at Tbilisi State University, Tbilisi, Georgia
- 19: Also at Erzincan Binali Yildirim University, Erzincan, Turkey
- 20: Also at CERN, European Organization for Nuclear Research, Geneva, Switzerland
- 21: Also at RWTH Aachen University, III. Physikalisches Institut A, Aachen, Germany
- 22: Also at University of Hamburg, Hamburg, Germany
- 23: Also at Isfahan University of Technology, Isfahan, Iran
- 24: Also at Brandenburg University of Technology, Cottbus, Germany
- 25: Also at Skobeltsyn Institute of Nuclear Physics, Lomonosov Moscow State University, Moscow, Russia
- 26: Also at Physics Department, Faculty of Science, Assiut University, Assiut, Egypt
- 27: Also at Karoly Robert Campus, MATE Institute of Technology, Gyongyos, Hungary
- 28: Also at Institute of Physics, University of Debrecen, Debrecen, Hungary
- 29: Also at Institute of Nuclear Research ATOMKI, Debrecen, Hungary
- 30: Also at MTA-ELTE Lendület CMS Particle and Nuclear Physics Group, Eötvös Loránd University, Budapest, Hungary
- 31: Also at Wigner Research Centre for Physics, Budapest, Hungary
- 32: Also at IIT Bhubaneswar, Bhubaneswar, India
- 33: Also at Institute of Physics, Bhubaneswar, India
- 34: Also at G.H.G. Khalsa College, Punjab, India
- 35: Also at Shoolini University, Solan, India

- 36: Also at University of Hyderabad, Hyderabad, India
- 37: Also at University of Visva-Bharati, Santiniketan, India
- 38: Also at Indian Institute of Technology (IIT), Mumbai, India
- 39: Also at Deutsches Elektronen-Synchrotron, Hamburg, Germany
- 40: Also at Sharif University of Technology, Tehran, Iran
- 41: Also at Department of Physics, University of Science and Technology of Mazandaran, Behshahr, Iran
- 42: Now at INFN Sezione di Bari, Università di Bari, Politecnico di Bari, Bari, Italy
- 43: Also at Italian National Agency for New Technologies, Energy and Sustainable Economic Development, Bologna, Italy
- 44: Also at Centro Siciliano di Fisica Nucleare e di Struttura Della Materia, Catania, Italy
- 45: Also at Università di Napoli ‘Federico II’, Napoli, Italy
- 46: Also at Riga Technical University, Riga, Latvia
- 47: Also at Consejo Nacional de Ciencia y Tecnología, Mexico City, Mexico
- 48: Also at IRFU, CEA, Université Paris-Saclay, Gif-sur-Yvette, France
- 49: Also at Institute for Nuclear Research, Moscow, Russia
- 50: Now at National Research Nuclear University ‘Moscow Engineering Physics Institute’ (MEPhI), Moscow, Russia
- 51: Also at St. Petersburg State Polytechnical University, St. Petersburg, Russia
- 52: Also at University of Florida, Gainesville, Florida, U.S.A.
- 53: Also at Imperial College, London, United Kingdom
- 54: Also at Moscow Institute of Physics and Technology, Moscow, Russia
- 55: Also at P.N. Lebedev Physical Institute, Moscow, Russia
- 56: Also at Budker Institute of Nuclear Physics, Novosibirsk, Russia
- 57: Also at Faculty of Physics, University of Belgrade, Belgrade, Serbia
- 58: Also at Trincomalee Campus, Eastern University, Sri Lanka, Nilaveli, Sri Lanka
- 59: Also at INFN Sezione di Pavia, Università di Pavia, Pavia, Italy
- 60: Also at National and Kapodistrian University of Athens, Athens, Greece
- 61: Also at Ecole Polytechnique Fédérale Lausanne, Lausanne, Switzerland
- 62: Also at Universität Zürich, Zurich, Switzerland
- 63: Also at Stefan Meyer Institute for Subatomic Physics, Vienna, Austria
- 64: Also at Laboratoire d’Annecy-le-Vieux de Physique des Particules, IN2P3-CNRS, Annecy-le-Vieux, France
- 65: Also at Şirnak University, Sirnak, Turkey
- 66: Also at Near East University, Research Center of Experimental Health Science, Nicosia, Turkey
- 67: Also at Konya Technical University, Konya, Turkey
- 68: Also at Istanbul University — Cerrahpasa, Faculty of Engineering, Istanbul, Turkey
- 69: Also at Mersin University, Mersin, Turkey
- 70: Also at Piri Reis University, Istanbul, Turkey
- 71: Also at Adiyaman University, Adiyaman, Turkey
- 72: Also at Ozyegin University, Istanbul, Turkey
- 73: Also at Izmir Institute of Technology, Izmir, Turkey
- 74: Also at Necmettin Erbakan University, Konya, Turkey
- 75: Also at Bozok Universitetesi Rektörlüğü, Yozgat, Turkey
- 76: Also at Marmara University, Istanbul, Turkey
- 77: Also at Milli Savunma University, Istanbul, Turkey
- 78: Also at Kafkas University, Kars, Turkey

- 79: Also at Istanbul Bilgi University, Istanbul, Turkey
- 80: Also at Hacettepe University, Ankara, Turkey
- 81: Also at Vrije Universiteit Brussel, Brussel, Belgium
- 82: Also at School of Physics and Astronomy, University of Southampton, Southampton, United Kingdom
- 83: Also at IPPP Durham University, Durham, United Kingdom
- 84: Also at Monash University, Faculty of Science, Clayton, Australia
- 85: Also at Università di Torino, Torino, Italy
- 86: Also at Bethel University, St. Paul, Minneapolis, U.S.A.
- 87: Also at Karamanoğlu Mehmetbey University, Karaman, Turkey
- 88: Also at California Institute of Technology, Pasadena, California, U.S.A.
- 89: Also at Bingol University, Bingol, Turkey
- 90: Also at Georgian Technical University, Tbilisi, Georgia
- 91: Also at Sinop University, Sinop, Turkey
- 92: Also at Mimar Sinan University, Istanbul, Istanbul, Turkey
- 93: Also at Erciyes University, Kayseri, Turkey
- 94: Also at Texas A&M University at Qatar, Doha, Qatar
- 95: Also at Kyungpook National University, Daegu, Korea