

Article

Variability of Meat and Carcass Quality from Worldwide Native Chicken Breeds

Antonio González Ariza ¹, Francisco Javier Navas González ^{1,2,*}, Ander Arando Arbulu ^{1,†}, José Manuel León Jurado ³, Juan Vicente Delgado Bermejo ¹ and María Esperanza Camacho Vallejo ²

¹ Department of Genetics, Faculty of Veterinary Sciences, University of Córdoba, 14071 Córdoba, Spain; angoarvet@outlook.es (A.G.A.); anderarando@hotmail.com (A.A.A.); juanviagr218@gmail.com (J.V.D.B.)

² Institute of Agricultural Research and Training (IFAPA), 14004 Córdoba, Spain; mariae.camacho@juntadeandalucia.es

³ Agropecuario Provincial Centre, Diputación Provincial de Córdoba, 14071 Córdoba, Spain; jomalejur@yahoo.es

* Correspondence: fjng87@hotmail.com; Tel.: +34-651-679-262

† Present address: NEIKER—Basque Institute of Agricultural Research and Development, Basque Research and Technology Alliance (BRTA), 01192 Arkaute, Spain.

Citation: González Ariza, A.; Navas González, F.J.; Arando Arbulu, A.; León Jurado, J.M.; Delgado Bermejo, J.V.; Camacho Vallejo, M.E.

Variability of Meat and Carcass Quality from Worldwide Native Chicken Breeds. *Foods* **2022**, *11*, 1700. <https://doi.org/10.3390/foods11121700>

Academic Editors: Virginia Celia Resconi and María Del Mar Campo Arribas

Received: 29 April 2022

Accepted: 6 June 2022

Published: 9 June 2022

Publisher's Note: MDPI stays neutral with regard to jurisdictional claims in published maps and institutional affiliations.



Copyright: © 2022 by the authors. Licensee MDPI, Basel, Switzerland. This article is an open access article distributed under the terms and conditions of the Creative Commons Attribution (CC BY) license (<https://creativecommons.org/licenses/by/4.0/>).

Abstract: The present research aimed to determine the differential clustering patterns of carcass and meat quality traits in local chicken breeds from around the world and to develop a method to productively characterize minority bird populations. For this, a comprehensive meta-analysis of 91 research documents that dealt with the study of chicken local breeds through the last 20 years was performed. Thirty-nine traits were sorted into the following clusters: weight-related traits, histological properties, pH, color traits, water-holding capacity, texture-related traits, flavor content-related nucleotides, and gross nutrients. Multicollinearity problems reported for pH 72 h post mortem, L* meat 72 h post mortem, a* meat 72 h post mortem, sex, firmness, and chewiness, were thus discarded from further analyses (VIF < 5). Data-mining cross-validation and chi-squared automatic interaction detection (CHAID) decision tree development allowed us to detect similarities across genotypes. Easily collectable trait, such as shear force, muscle fiber diameter, carcass/pieces weight, and pH, presented high explanatory potential of breed variability. Hence, the aforementioned variables must be considered in the experimental methodology of characterization of carcass and meat from native genotypes. This research enables the characterization of local chicken populations to satisfy the needs of specific commercial niches for poultry meat consumers.

Keywords: data mining; biodiversity; genetic resources; local breeds; physical properties characterization; chemical profile

1. Introduction

Two parallel poultry industries can be distinguished in most developing countries. In this regard, while there is a commercial industry that uses hybrid strains of high-yielding broilers or layers, local farm practices are based on a rather sustainable production through the use of dual-purpose autochthonous breeds with consequent lower yields. The representativity of these two categories varies greatly depending on the country. However, in low-income countries, native breeds may represent up to 90% of the poultry population [1,2].

The main difference between these two production systems lies in the management practices that are carried out. On the one hand, commercial genotypes are typically raised in individual cages or confined in flocks, ranging from 100 to 200 (small) to over 10,000 individuals (large). Moreover, feeding in industrial poultry farms is based on commercially compounded feed, and the facilities are often located close to urban areas. On the

other hand, local genotypes are bred in family farms in rural and peri-urban areas, in small flocks of 10–30 birds, which are usually fed with household scrap and smaller amounts of grains and commercial feed [3–5].

Even if they may present lower productivity, native breed birds can efficiently reproduce without the need for incubators or artificial breeding, facing the harsh conditions of rural environments and alternative production systems [6,7]. Native breed birds are rather agile, fly, roost in trees, and display enhanced anti-predator strategies [8,9]. Local breeds have been deemed more resistant than commercial broilers and layers to bacterial and parasitic diseases [10,11]. Furthermore, the food products derived from these birds (meat and eggs) are generally preferred to those of commercial lines, not only among rural communities but also in urban areas [12,13].

A widespread concern of the loss of the valuable and irreplaceable heritage represented by poultry genetic material has been reported worldwide during the last decade. The replacement and crossbreeding of native breeds with commercial high-producing breeds is often referred to as the main cause to which to ascribe such a loss [14]. In this way, there is a potential risk that low genetic variability could jeopardize the industry in the event of a serious disease outbreak with new virus strains [2].

Recent studies have shown that observed heterozygosity is higher in native breeds when compared with brown-eggshell and white-eggshell layers and broilers [15]. Thus, genetic diversity may play a pivotal role in the improvement of breeds and adaptation of livestock populations to climate change, emerging diseases, pressure on land and water, and changing market demands. For this, it is important to ensure that animal genetic resources are conserved and used sustainably.

FAO developed a set of Sustainable Development Goals indicators for livestock diversity directly linked to the DAD-IS database. Among the elements that the set comprises, we find the number of plant and animal genetic resources for food and agriculture secured in either medium- or long-term conservation facilities (2.5.1.) and the proportion of local breeds, classified as being at risk of extinction (2.5.2.). According to the Domestic Animal Diversity Information System (DAD-IS) FAO database [16], 57.73% of chicken breeds are classified to hold an unknown risk status, 13.17% are endangered, 9.99% hold a critical status, 6.08% are extinguished, and only 9.18% are not at risk. The DAD-IS tool acts as an information resource, which reports the average number of gaps in ex situ collections of selected crop gene pools and quantifies the classification of local breeds [17].

Meat is one of the most nutritious foods and is considered to be an essential element of diet by a large percentage of the world's population to reach an optimal growth and development in humans. Among all animal-derived foods, poultry meat contains a large number of desirable characteristics, including low lipid content and high concentrations of polyunsaturated fatty acids (essential in human nutrition) [18]. Furthermore, chicken meat is an extensively acknowledged, essential-amino-acids-rich source of quality and cheap protein, which presents important minerals and vitamins (such as threonine, lysine, methionine, cysteine, and tryptophan) [19]. Poultry meat quality has been reported to be highly influenced by bird genetics [20]. Moreover, several husbandry factors, including feeding, breeding, and management (pre-slaughter, stunning, slaughter and post-slaughter procedures, chilling, and storage conditions) can somehow influence carcass and meat traits [18,21].

From all the different features used to define carcass and meat quality, the most traditionally frequently used are weight, pH, and water-holding capacity (WHC) traits [22]. However, during the last 20 years, the trends have changed toward the development of carcass technology and study methods, allowing us to deepen the knowledge of other traits, such as texture, content of flavor-related nucleotides, chemical composition, histological properties, and muscle color characterization. For this reason, recent research has focused on characterizing the aforementioned quality traits and their applicability in chicken meat production [23–27]. Such studies not only verse on the characterization of the quality of the meat and carcass from native breeds but also promote the definition of

such traits as breeding criteria, which in turn improves the efficiency of conservation and breeding programs based on the profitable sustainability of their products.

Therefore, the present article first aims to determine the differential clustering patterns that carcass- and meat-quality-related traits describe in worldwide local chicken breeds. Second, the benefits that derive from the use of data mining are verified through the development of a functional tool to quantify the similarities and dissimilarities across those native breeds for which product quality or quantity analyses have been developed. The outcomes of the present study will enhance the conservation and sustainability opportunities of the breeding program of autochthonous chicken breeds. Furthermore, the tool developed in the present study may help define the samples considered when planning future research involving minority populations of birds in terms of breed selection and control group or parameters definition when seeking the evaluation of particular meat- and carcass-quality-related parameters.

2. Material and Methods

2.1. Data Collection

Data collection was carried out as previously described by González Ariza et al. [28], McLean and Navas Gonzalez [29], and Iglesias Pastrana et al. [30]. For this, the repositories at www.google.scholar.es and www.sciencedirect.com (accessed on 21 March 2022) were used [31]. While the aforementioned platforms include tools that enable data extraction for analysis, other repositories, such as www.ncbi.nlm.gov/pubmed/ (accessed on 28 April 2022), do not, which prompted their exclusion as information sources. Non ‘open-access’ documents were accessed through the library service of the University of Córdoba (Córdoba, Spain).

The following keywords were used: carcass or meat quality/characterization. Each one followed with the words: local/native/indigenous/autochthonous poultry or chicken breed (or any related term in their semantic fields [28,32]). Data collection comprehensively contains documents published from 1968 to 2021. Document search was finished in January 2022 to ensure that all publications of the year 2021 had been considered on the whole.

Only documents involving breeds, which appeared in the DAD-IS catalog as native breeds were considered in the statistical analyses [33]. Out of all the documents selected, the 91 research documents approaching the evaluation of carcass or meat pieces of native chicken breeds described in the clusters referred to in Table 1 were retained. All the publications searched were in English and Spanish languages. In addition, the age at slaughter and sex of the individual from whom the information was collected were considered. The sex groups (sex and reproductive status) considered were male, female, both (if males and females were used in the papers without differentiation), capon and poulard.

Table 1. Clusters, references, and units of the traits considered in the study.

Cluster	References	Trait	Units
Weight-related traits	[21,34–114]	Carcass/piece weight (g)	g
		Carcass yield (%)	%
		Cold weight	g
Histological properties	[39,44,60,69,77,108,109,115]	Muscle fiber density	Fibers/mm ²
		Muscle fiber diameter	µm
pH	[21,34–38,40,42–46,49,51,54,56,57,61–63,65–69,71,72,74–80,86,88,91,93,97,102,103,105,107–109,116–129]	pH	
		pH 24 h post mortem	
		pH 72 h post mortem	
Color-related traits	[34,36–38,40,42–46,48,49,51,54,56,57,61–63,65–69,72,74,75,77–	L* meat	
		a* meat	
		b* meat	

	80,84,86,88,97,102,103,105,107,108,117,118,120,121,124–127,129]	L* meat 72 h post mortem a* meat 72 h post mortem b* meat 72 h post mortem L* skin a* skin b* skin	
Water-holding capacity	[34,36,37,40,42,44–46,48,49,56,57,60–63,65–67,69,71,72,74–80,85,86,88,93,97,107–109,112,113,117,118,121,122,124–130]	Drip loss Water-holding capacity Cooking loss	% % %
Texture-related traits	[34,37,38,40,42–46,48,49,54,56,57,60–63,66,67,69,71,74,79,80,85,86,88,97,107–109,113,117,118,120–122,124–129]	Firmness Total work Shear force Hardness Springiness Cohesiveness Gumminess Chewiness	kg s ⁻¹ kg mm N N mm N N kg mm
Content of flavor-related nucleotides	[45,52,60,81,113,121,126]	IMP AMP Inosine	mg/g mg/100 g mg/100 g
Gross nutrients	[20,21,35,38,40,42–47,51,53,56,59,60,62–65,68,69,71,72,74,76,79,81,82,84,87,88,91,93,96,97,103,104,106–109,111,113,116–119,121,122,124,127–131]	Moisture Protein Fat Ash Collagen Cholesterol	% % % % % mg/100 g

As the information reported in the literature may make use of different units to quantify the carcass and meat quality, the corresponding conversion was carried out so that the results across breeds could be comparable. All units were converted to the most frequently used units across documents (Table 1).

Following this methodology, the selected documents were recorded in a database. Observations were collected individually, considering each piece of the carcass that was studied, as follows: whole carcass, carcass remainder, whole viscera, abdominal fat, back, blood, breast, caeca, comb, drumsticks, feathers, giblet, gizzard, head, heart, intestine, liver, lungs, neck, ovary, pancreas, pelvis, proventriculus, rear, ribs, shanks, skeletal, skin, spleen, testes, thighs, thymus, trunk, wattles, and wings. Once the document evaluation was performed, thirty-nine explanatory variables were considered in the statistical analysis as follows: sex, slaughter age, carcass/piece weight, carcass yield, cold weight, muscle fiber density, muscle fiber diameter, pH, pH 24 h post mortem, pH 72 h post mortem, L* meat, a* meat, b* meat, L* meat 72 h post mortem, a* meat 72 h post mortem, b* meat 72 h post mortem, L* skin, a* skin, b* skin, drip loss, water-holding capacity, cooking loss, firmness, total work, shear force, hardness, springiness, cohesiveness, gumminess, chewiness, IMP, AMP, inosine, moisture, protein, fat, ash, collagen, and cholesterol. The methodologies used for the determination of each particular explanatory variable in each specific document were not registered, given the techniques and procedures followed for measurement collection were standardized as to be considered in research procedures. Additionally, this decision was made on the basis that when standardized techniques are used, even if differences across methods and procedures may exist, these are negligible, as supported by scientific evidence. The breed of the bird was used as classification criteria to determine the variability in carcass and meat quality traits across native breeds to elaborate a data-mining chi-squared automatic interaction detection (CHAID) decision tree.

2.2. Data Analysis

2.2.1. Multicollinearity Preliminary Testing

Multicollinearity analyses were run prior to statistical analyses per se to ensure independence and discard strong linear relationship across predictors. In this way, noise or redundancy problems in the variables used were detected before data manipulation. The exclusion of unnecessary variables through multicollinearity analysis ensures that redundancies do not overinflate the variance explanatory potential [132]. The variance inflation factor (VIF) is used as a multicollinearity indicator, and it can be calculated by the use of the following formula:

$$\text{VIF} = 1/(1 - R^2), \quad (1)$$

where R^2 is the coefficient of determination of the regression equation.

A recommended maximum VIF value of 5 can be found in the literature [133]. Tolerance ($1 - R^2$) is defined as the amount of variability in a certain independent variable that is not explained by the rest, and a value higher than 0.20 is recommended [134]. The multicollinearity statistics routine of the describing data package of XLSTAT software (Addinsoft Pearson Edition 2014, Addinsoft, Paris, France) was used to perform the multicollinearity test.

2.2.2. Data-Mining CHAID Decision Tree

Classification, prediction, interpretation, and manipulation of discrete categorized data were performed using the chi-squared automatic interaction detection (CHAID) decision tree (DT). For this, the tree routine of the analyzing data package of the XLSTAT package (Addinsoft Pearson Edition 2014, Addinsoft, Paris, France) was used. Each internal node was built in the tree around a meat quality trait (input variables), while in the so-called pre-pruning process, a significance split criterion of the chi-square test was met ($p < 0.05$).

Pre-pruning or post-pruning methods avoid oversizing trees to prevent failure to seek the addition of features (branches) that add significantly to the overall fit [8]. As a result, a tree that exhaustively represents the significant relationships between independent variables is one from which those nodes that do not contribute to the overall prediction have been discarded. Moreover, CHAID additionally penalizes the complexity of the model. In this sense, the significant adjustment of the Bonferroni inequality by significance levels was used.

Chi-square tests were used to determine the configuration of the tree-building process. Each branch represents a test result (in a number of two or more), and each terminal node (or leaf node) represents a category level of the target variable (breed). The root node of the tree is the one at the top. Decisions are made at each node, and each data record continues through the tree along a path until the record reaches a leaf or terminal node in the tree [135].

Subsequently, cross-validation was performed to validate the set of predictors considered by measuring the differences between the prediction error for the tree applied to a new sample and a training sample. Cross-validation of the decision tree was performed using the 'complexity parameter' and cross-validation error to estimate how accurately the model generalizes for unseen data, that is, how well it performs or predicts. A ten-fold cross-validation was performed by keeping each sample record in the training sample and the study data. The resubstitution error rate measures the proportion of original observations that were misclassified by various subsets of the original tree. The goal is to determine the shortest tree that collects the largest number of significant relationships. However, the lowest replacement rate is not always the optimal option, as this tree will be biased. In the same way, large trees will put random variation in the predictions as they go past the outliers. For these reasons, instead of selecting a tree based on the resubstitution error rate, a ten-fold cross-validation is used to obtain a cross-validated error rate

from which the optimal tree is selected. Ten-fold cross-validation involves creating X-random subsets of the original data, reserving one segment as a test set, building a tree for the remaining X – 1 segments, and evaluating the tree using the test segment. This is repeated for all cuts, and an estimation of the error is evaluated. The sum of the error in segments X represents the cross-validation error rate. The tree that produces the lowest cross-validation error rate is selected as the tree that best fits the data.

3. Results

3.1. Study Georeferencing

Figure 1 shows the distribution of studies across countries, with China (16 studies), Thailand (11 studies), and India (10 studies), all belonging to the Asian continent, being the most active countries in terms of research publications based on the study of local populations. On the European continent, Spain (nine studies) and Italy (seven studies) stand out in terms of the number of documents found.

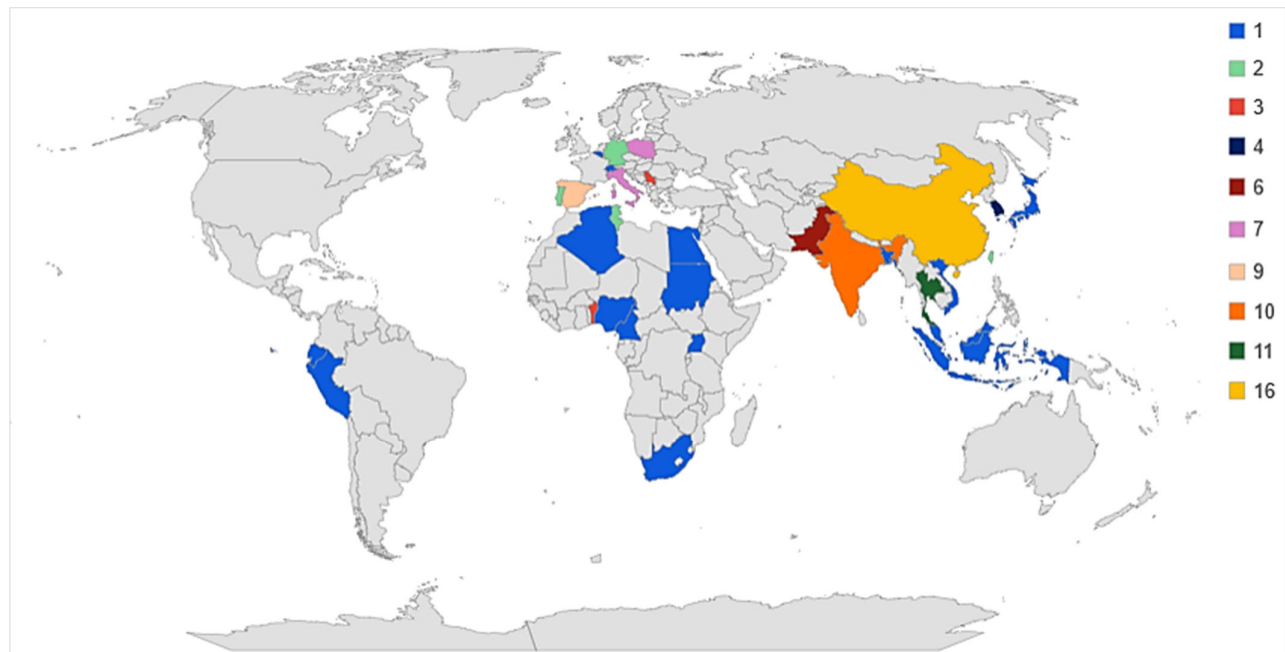


Figure 1. Territorial distribution and number of papers per country.

3.2. Analysis of Model Reliability

Table 2 presents a summary of the values of tolerance and VIF for those variables for which VIF < 5 was reported. In this way, pH 72 h post mortem, L* meat 72 h post mortem, a* meat 72 h post mortem, sex, firmness, and chewiness were the variables discarded from further analyses.

Table 2. Multicollinearity analysis of meat- and carcass-quality-related traits.

Statistics/Traits	Tolerance (1 – R ²)	VIF ¹
Chewiness	0.2468	4.0515
Gumminess	0.3126	3.1989
Hardness	0.4300	2.3258
Shear force	0.4867	2.0546
a* meat	0.5302	1.8862
b* skin	0.5635	1.7745
a* skin	0.5867	1.7044

Muscle fiber diameter	0.6164	1.6223
Cooking loss	0.6172	1.6202
L* skin	0.6191	1.6152
L* meat	0.6285	1.5910
Water-holding capacity	0.6418	1.5580
pH	0.7088	1.4108
Drip loss	0.7201	1.3886
pH 24 h post mortem	0.7415	1.3486
Moisture	0.7428	1.3462
b* meat	0.7458	1.3408
Total work	0.7875	1.2699
IMP	0.7978	1.2534
Springiness	0.8208	1.2183
Cholesterol	0.8264	1.2101
Cohesiveness	0.8981	1.1135
Collagen	0.8985	1.1130
Inosine	0.9044	1.1058
Carcass/piece weight	0.9133	1.0949
Carcass yield	0.9176	1.0898
Protein	0.9293	1.0761
AMP	0.9315	1.0735
Ash	0.9558	1.0463
Muscle fiber density	0.9692	1.0317
Cold canal weight	0.9732	1.0275
Average age	0.9740	1.0267
Fat	0.9792	1.0213

¹ Interpretation thumb rule: VIF ≥ 5 (highly correlated); $1 < \text{VIF} < 5$ (moderately correlated); VIF = 1 (not correlated).

3.3. Data-Mining CHAID Decision Tree

The data-mining CHAID decision tree obtained from the chi-square dissimilarity matrix is depicted in Supplementary Figure S1. Chi-square-based branch and node distribution suggested observations significantly ($p < 0.05$) differed across native breeds. For a better understanding of the decision tree, the frequency of each breed at the different nodes and the tree structure are reported in Supplementary Tables S1 and S2, respectively. In addition, Figure 2 summarizes the first branches of the decision tree. The first classification depended on the shear force values, and four groups were depicted (9.31–18.25; 18.25–34.58; 34.58–56; 56–102.97). After this classification, the observations were sorted into subgroups according to muscle fiber diameter, carcass/piece weight, and pH traits.

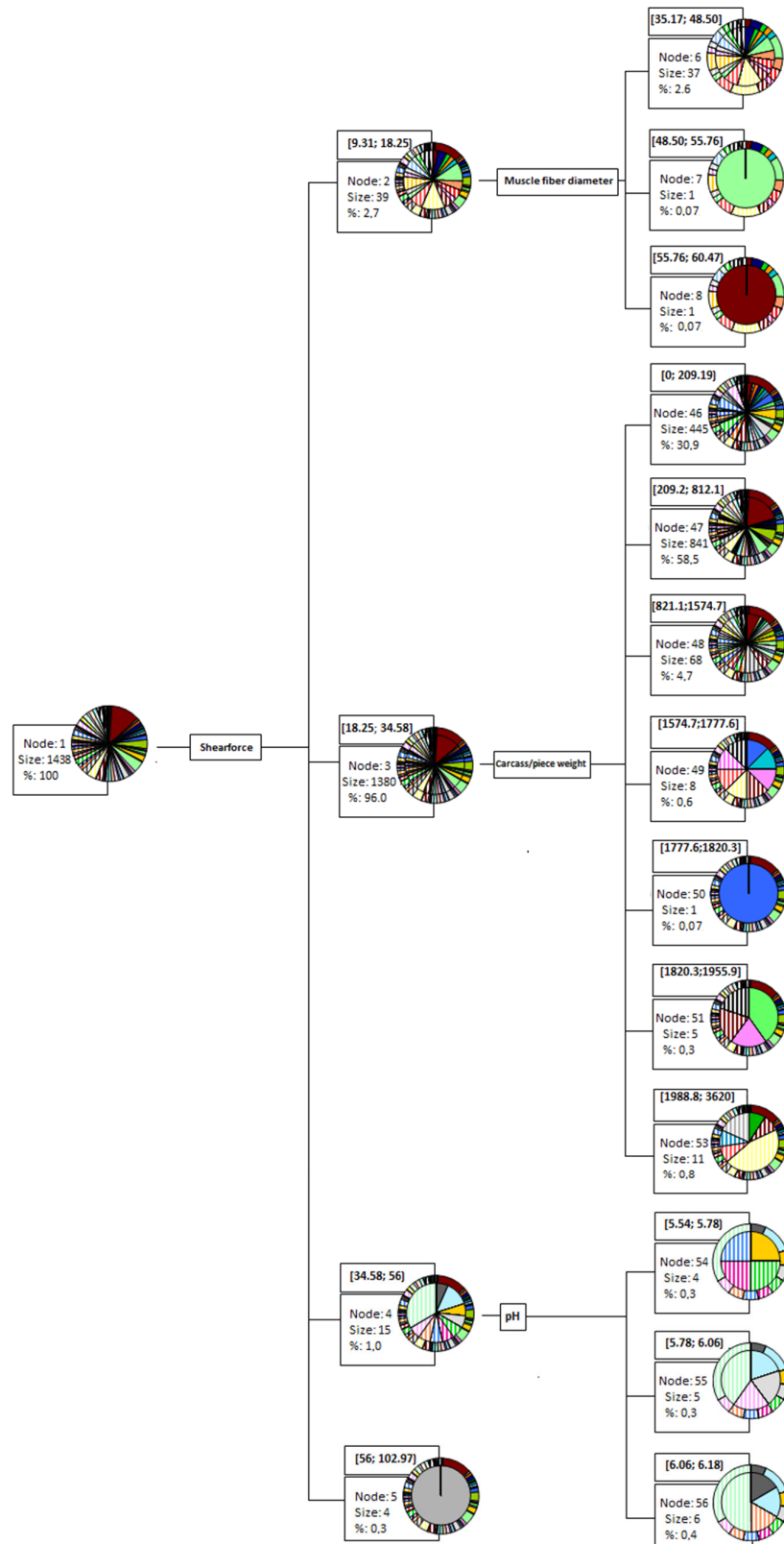


Figure 2. Graphic depiction of the most representative branches of the CHAID decision tree considering native breed genotypes as the clustering criterion.

The robustness and validity of the results are supported by cross-validation tests performed afterward. In this regard, the number of erroneously classified observations for each genotype was computed. Figure 3 reports the number of observations that could presumably be ascribed to the different studied genotypes (native breeds) and enabled the development of a tool that gathers similarities/dissimilarities across the different worldwide genotypes as a method of inferring the degree of meat quality parameters in-trogression.

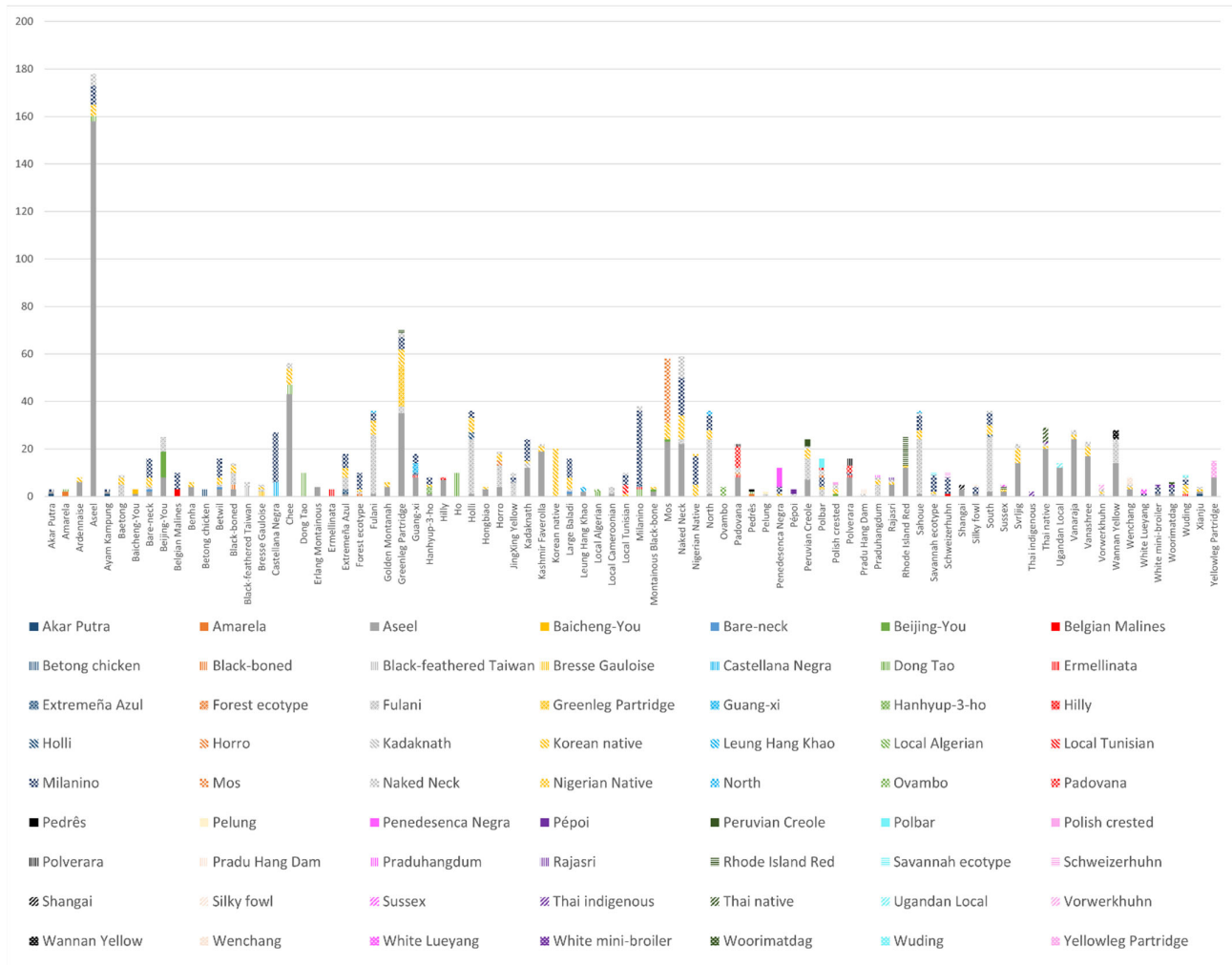


Figure 3. Graphical depiction of the prior and posterior classification of observations depending on their genotype.

4. Discussion

The development of knowledge of local breeds is strongly limited by the availability of animals and infrastructures where such research attempts are carried out. This is due to the inequality in budgets that are allocated to local breeds as opposed to commercial hybrid strains [28,136]. The primary sector must demand support from the institutions to continue advancing the scientific knowledge related to local breeds. It should be noted that in a wide range of countries, such as those belonging to South America, where native breeds play an important role in livestock farming in alternative and backyard systems [137,138], only one study, whose main objective was the characterization of the carcass and chicken meat, could be found, and it was published in a non-indexed journal; hence, its impact in the research community may be consequently limited [114]. On the other

hand, large multinational poultry integrators present their headquarters in countries such as the United States or China, from where markets historically developed, and which still hold a strong connection to commercial hybrid strains and other highly productive foreign breeds, which translates into greater scientific support provided to these genotypes [139].

Regarding the traits used in this research, pH 72 h post mortem, L^* meat 72 h post mortem, and a^* meat 72 h post mortem traits were discarded from further analyses due to multicollinearity problems present within the same traits when measured at a shorter period from the moment of slaughter. pH indicates the rate and the intensity of muscle acidification during post mortem time. In order to estimate the intensity of acidification decrease, many authors have measured pH at 24 and 72 h post mortem [126,140]. In the measurement of pH, some authors performed color measurements up to 72 h post mortem too [141]. However, these multicollinearity problems with measurements taken at 72 h post mortem indicate a lack of their representativity when prior sampling moments had been considered, thus suggesting the discarding of such variables from experimental models for meat characterization studies on local poultry breeds.

Additionally, sex was a redundant variable too. This may be ascribed to the fact that significant differences could only be found in the carcass/piece weight and yield variables between the different sexes. The lower selective pressure on production of local breeds when compared with broilers reduces the likelihood of differences in the meat quality of the males when compared to that of females, as was reported in commercial hybrid lines [142].

These multicollinearity problems were also reported for chewiness and firmness variables. On the one hand, chewiness can be defined as the product of hardness \times springiness \times cohesiveness [143]. Multicollinearity problems may arise due to the relationship of these parameters with the rest of the variables used to characterize texture. On the other hand, while firmness was defined as the peak force exerted when a sample was compressed to a depth of 1.5 cm, using a block of timber of identical dimensions to the sample, hardness was defined as the peak force exerted when a metal probe (flat cross-section, 10 mm in diameter) was driven into the sample to a depth of 1.5 cm [144]. In this way, these two variables may seem redundant when characterizing meat from the local chicken breeds, since they correlate highly.

Once all the redundant variables were eliminated, the decision tree was built. Figure 2 suggests the best discriminating abilities were reported for shear force. Shear force is indicative of the toughness of meat and conforms to sensory traits [145]. Indeed, some authors have suggested that muscle fibers from fast-growing chicken breeds have larger diameters than those of slow-growing chicken genotypes. Larger fiber diameters are often associated with meat toughening, and therefore, higher shear force [113,146].

The fact that shear force was reported to have a high explanatory potential is due to the great variability found in this variable across all the genotypes of local chickens across the world. In this regard, black-feathered Taiwan native chicken presented the highest shear force values, hence the total differentiation of this genotype in node 5. Such differentiation may be ascribed to the fact that although broilers' growth is slower in this genotype than the rest, the rearing period (16–20 weeks) is short when compared with most local genotypes [79]. As a result, the black-feathered Taiwan chicken could act as a good control group in any study due to its considerably increased shear force values when compared to the rest.

A second ramification of the decision tree occurred, and samples from genotypes with lower shear force values were further divided depending on muscle fiber diameter. Some factors, such as genotype, body weight, sex, or age, have been shown to affect muscle-type fiber and diameter, and in turn, meat tenderness [147]. A positive relationship was described between muscle fiber diameter and meat toughness [148]. However, the relationship between fiber diameter and shear force has been reported to be variable when adjusted for age. Hence, slaughter age may be more decisive than fiber diameter in meat

tenderness, since individuals' age has a high influence on fiber type, as intermediate fibers change to white fibers [149]. High values of muscle fiber diameter can be found in genotypes with low shear force values but high slaughter ages. In this regard, Greenleg Partridge and Aseel breeds separated in nodes 7 and 8, respectively. In the literature, references to an advanced slaughter age of these two genotypes can be found, reaching up to 56 and 60 weeks for Greenleg Partridge and Aseel, respectively [57,66]. Higher testosterone levels have been shown to produce an increase in muscle fiber size [150,151]. Therefore, puberty in chickens can be expected to produce an inflection point in the growth of their muscle fibers, which may explain the aforementioned outputs.

A high discriminant power was also reported for carcass/pieces weight. The weight of different meat pieces and carcass weights result from complex interactions between genotype and environment where individuals are raised, and such interactions make this trait highly variable [152]. Some poultry breeds have been exposed to high selective pressure in terms of body size. Indeed, quantitative trait locus, with main effects on the shank length, growth, weight gain, and body and carcass weights have been mapped a priori, which may be indicative of the relevance that these traits have [92,153].

Chicken breast and thigh yields change during different stages of growth, since the dressing percentage steadily increases during this process [154]. A loss in carcass weight is produced when carcasses are introduced into cooling chambers due to the action of the forced circulation of cold air. This is why cold canal weight and carcass/pieces yield are two very frequent variables to be considered in carcass characterization studies.

pH also reported a strong discriminating ability across genotypes. Regarding other meat physical properties, pH is an important parameter, as it may directly affect other quality traits, including meat texture, color, and flavor [155].

High values of pH increase the ability of meat to bind water, since the meat fluid is bound by the protein and causes a harder meat texture [156]. Texture or tenderness have been identified as the most important factors that determine consumer satisfaction [157]. The relationship between texture and pH is controversial. While some authors indicate a linear dependence between these two parameters, others support the hypothesis that described a curvilinear dependence with the highest level for meat texture with pH values in the range of 5.8 to 6.3. The different proteolytic activity that leads to less tenderness during aging explains this fact. Thus, the increased texture found when the pH increases from 6 to 7 is attributed to increased calpain activity, which is maximized at neutral pH [158–160].

By contrast, the texture increase when pH falls below 6 is attributed to a higher effect of the acid protease. The reduction in sarcomere length has been suggested to be a major cause of increased meat toughness, and sarcomeres appear to increase in length as the final pH falls below 6.2. Furthermore, the direct activity of calcium ions on myofibrillar proteins is attributed to a decrease in texture, and this process is pH dependent. Meat toughness immediately post mortem is the same whether the meat is of a low, medium, or high pH when $ZnCl_2$ inhibits aging [157,160].

Regarding meat color, chicken meat is translucent. When the light scattering is weak, since tissues have high pH values, the light path through the tissue will be relatively long, and the selective absorbance of light myoglobin and its derivatives will increase. By contrast, the light path through the tissue is relatively short, and the selective absorbance decrease when the light scattering is strong is due to low pH values. Therefore, all aspects of meat colorimetry are influenced by the translucency of the samples. Most researchers use non-specific colorimeters that have been designed to measure painted, metal, or plastic surfaces but are really unaware of the optical problems created by the translucency of chicken meat [161].

The pH of the meat directly influences the development of flavors in the Maillard reaction too. A pH between 4.5 and 6.5 favors the formation of nitrogenous compounds that add flavor to food [162,163]. Post-mortem aging causes the generation of many chemical-flavor compounds, including organic acids, free amino acids, sugars, peptides, and

metabolites of adenine nucleotide metabolism that determine the final flavor of meat [164].

The difference between genotype prior and posterior classification in the present research and depicted in Figure 3 helps detect the phenotypical similarities/dissimilarities across local breeds with respect to carcass and meat traits. This may be better understood, for example, through the case of the Aseel breed. The Aseel breed posterior classification differs, with individuals belonging to this breed being ascribed to many other genotypes. The fact that this breed has been extensively studied, with nine investigations in two different countries, seeking to meet the needs of consumers in each area, being handled under different conditions and with a wide range of slaughter ages (between 5 and 60 weeks), may presumably make the variability in the quality of the carcass and meat of this breed wide. However, on many occasions, the attempts of producers of the breed to make it competitive against other breeds may translate into a cross of it with other breeds, which in turn may make it phenotypically similar to other breeds [36,44,50,54,57,110,111,116,123].

5. Conclusions

The present research can be used as a guide for the comprehensive evaluation of literature resources when determining the experimental design in studies approaching the characterization of carcass quality in local chicken genotypes. Results evidenced high variability in carcass and meat quality when local chicken breeds around the world were compared. Preliminary multicollinearity analyses suggested that pH and color measurements at 72 h post mortem can be avoided, since the information they offer can be supplemented with the rest of the variables collected at other moments after slaughter. Shear force presented the highest explanatory potential in the CHAID decision tree, which may be ascribed to the high diversity in the growth rate of the different genotypes studied. Muscle fiber diameter, carcass/pieces weight, and pH offer a wide range of information about carcass quality and are easily measurable parameters in the daily operation of a slaughterhouse (either directly or through sampling for a posteriori processing); hence, their consideration is strongly recommended. Additionally, the present statistical tool enables one to determine the suitability of animals belonging to certain breeds to conform to research control groups. This permits one to tailor studies rather efficiently, as the specific characteristics of the control group (to which the rest of the groups are compared) may better fit the rationale being studied. Last but not least, this research enables the selection of specific genotypes for their increased suitability for the production of particular meat pieces, with an increased acceptance within the diverse market niches but also to adapt those, which do not meet the need of consumers, which, in turn, may ensure the sustainability of the valuable local genetic resources that can be found worldwide.

Supplementary Materials: The following supporting information can be downloaded at: www.mdpi.com/article/10.3390/foods11121700/s1, Figure S1: Data-mining CHAID decision tree; Table S1: Frequency of each breed at different nodes of the data-mining CHAID decision tree; Table S2: Data-mining CHAID decision tree structure.

Author Contributions: Conceptualization, F.J.N.G. and J.V.D.B.; Data curation, A.G.A., F.J.N.G. and J.M.L.J.; Formal analysis, A.G.A., F.J.N.G. and A.A.A.; Funding acquisition, J.M.L.J., J.V.D.B. and M.E.C.V.; Investigation, A.G.A., F.J.N.G., A.A.A. and M.E.C.V.; Methodology, A.G.A., F.J.N.G., A.A.A. and J.M.L.J.; Project administration, J.V.D.B. and M.E.C.V.; Resources, J.M.L.J., J.V.D.B. and M.E.C.V.; Software, A.G.A., F.J.N.G., and J.M.L.J.; Supervision, F.J.N.G., J.V.D.B. and M.E.C.V.; Validation, F.J.N.G., J.V.D.B. and M.E.C.V.; Visualization, F.J.N.G., J.V.D.B. and M.E.C.V.; Writing—original draft, A.G.A. and F.J.N.G.; Writing—review and editing, A.G.A., F.J.N.G., A.A.A., J.M.L.J., J.V.D.B. and M.E.C.V. All authors have read and agreed to the published version of the manuscript.

Funding: This work was financially co-supported by the FEDER project PP.AVA.AVA201601.16.

Institutional Review Board Statement: Not applicable.

Data Availability Statement: All data stemming from the present research are enclosed in the tables or as Supplementary Materials. Any additional data will be made accessible from the corresponding authors upon reasonable request.

Acknowledgments: This work would not have been possible if it had not been for the funding of FEDER Project PP.AVA.AVA201601.16, as well as the assistance of the IFAPA, Diputación de Córdoba, and PAIDI AGR 218 research group.

Conflicts of Interest: The authors declare no conflict of interest.

References

1. Pym, R. *Poultry Genetics and Breeding in Developing Countries*. *Poultry Development Review*; FAO: Rome, Italy, 2013; pp. 80–83.
2. Di Rosa, A.R.; Chiofalo, B.; Lo Presti, V.; Chiofalo, V.; Liotta, L. Egg Quality from Siciliana and Livorno Italian Autochthonous Chicken Breeds Reared in Organic System. *Animals* **2020**, *10*, 864.
3. Badruzzaman, A.; Rahman, M.M.; Hasan, M.; Hossain, M.K.; Husna, A.; Hossain, F.M.A.; Giasuddin, M.; Uddin, M.J.; Islam, M.R.; Alam, J. Semi-Scavenging Poultry as Carriers of Avian Influenza Genes. *Life* **2022**, *12*, 320.
4. Zaman, M.; Sørensen, P.; Howlider, M. Egg production performances of a breed and three crossbreeds under semi-scavenging system of management. *Livest. Res. Rural* **2018**, *16*, 1–12.
5. Jahan, S.S.; Islam, M.S.; Hossain, K.; Islam, M.; Islam, M.; Kabir, A.; Alim, M. Comparative study of growth performance of Deshi, Fayoumi, RIR and Sonali chicken reared under farm and semi scavenging condition. *J. Agric. Food Environ.* **2021**, *2*, 30–36.
6. Hantanirina, H.; Rabearimisa, R.; Andrianantenaina, N.; Rakotozandriny, J. Indigenous Race of Hen: Egg Physical Characteristics and Laying Performance—Case of a Family Poultry Farm in Madagascar. *Poult. Sci. J.* **2019**, *7*, 171–181.
7. Hannah, W.; Astatkie, T.; Rathgeber, B. Hatch rate of laying hen strains provided a photoperiod during incubation. *Animal* **2020**, *14*, 353–359.
8. González Ariza, A.; Arando Arbulu, A.; León Jurado, J.M.; Navas González, F.J.; Delgado Bermejo, J.V.; Camacho Vallejo, M.E. Discriminant Canonical Tool for Differential Biometric Characterization of Multivariety Endangered Hen Breeds. *Animals* **2021**, *11*, 2211.
9. Toalombo Vargas, P.A.; Navas González, F.J.; Landi, V.; León Jurado, J.M.; Delgado Bermejo, J.V. Sexual dimorphism and breed characterization of Creole hens through biometric canonical discriminant analysis across Ecuadorian agroecological areas. *Animals* **2020**, *10*, 32.
10. Niknafs, S.; Abdi, H.; Fatemi, S.; Zandi, M.; Baneh, H. Genetic trend and inbreeding coefficients effects for growth and reproductive traits in Mazandaran indigenous chicken. *J. Biol.* **2013**, *3*, 25–31.
11. Ogbaje, C.; Agbo, E.; Ajanusi, O. Prevalence of *Ascaridia galli*, *Heterakis gallinarum* and Tapeworm infections in birds slaughtered in Makurdi township. *Int. J. Poult. Sci.* **2012**, *11*, 103–107.
12. González Ariza, A.; Arando Arbulu, A.; Navas González, F.J.; Delgado Bermejo, J.V.; Camacho Vallejo, M.E. Discriminant Canonical Analysis as a Validation Tool for Multivariety Native Breed Egg Commercial Quality Classification. *Foods* **2021**, *10*, 632.
13. González Ariza, A.; Arando Arbulu, A.; Navas González, F.J.; Ruíz Morales, F.D.A.; León Jurado, J.M.; Barba Capote, C.J.; Camacho Vallejo, M.E. Sensory Preference and Professional Profile Affinity Definition of Endangered Native Breed Eggs Compared to Commercial Laying Lineages' Eggs. *Animals* **2019**, *9*, 920.
14. González Ariza, A.; Navas González, F.J.; Arando Arbulu, A.; León Jurado, J.M.; Barba Capote, C.J.; Camacho Vallejo, M.E. Non-Parametrical Canonical Analysis of Quality-Related Characteristics of Eggs of Different Varieties of Native Hens Compared to Laying Lineage. *Animals* **2019**, *9*, 153.
15. Muchadeyi, F.; Eding, H.; Wollny, C.; Groeneveld, E.; Makuza, S.; Shamseldin, R.; Simianer, H.; Weigend, S. Absence of population substructuring in Zimbabwe chicken ecotypes inferred using microsatellite analysis. *Anim. Genet.* **2007**, *38*, 332–339.
16. FAO. *Domestic Animal Diversity Information System (DAD-IS): Risk Status of Animal Genetic Resources*; FAO: Rome, Italy, 2022.
17. FAO. *Sustainable Development Goals: Goals*; FAO: Rome, Italy, 2022.
18. Babić, J.; Miličević, D.; Vranić, D.; Lukić, M.; Petrović, Z. The effect of season of transportation on the welfare of broilers and selected parameters of broiler meat quality. *Tehnol. Mesa* **2014**, *55*, 46–53.
19. Gomez, D.L.; Kòsa, G.; Hansen, L.D.; Mydland, L.T.; Passoth, V. Production and characterization of yeasts grown on media composed of spruce-derived sugars and protein hydrolysates from chicken by-products. *Microb. Cell Factories* **2020**, *19*, 1–14.
20. Nguyen Van, D.; Moula, N.; Moyse, E.; Do Duc, L.; Vu Dinh, T.; Farnir, F. Productive Performance and Egg and Meat Quality of Two Indigenous Poultry Breeds in Vietnam, Ho and Dong Tao, Fed on Commercial Feed. *Animals* **2020**, *10*, 408.
21. Puspita, U.E.; Saragih, H.; Hartatik, T.; Daryono, B.S. Body Weight Gain and Carcass Quality of the Hybrid Chicken Derived from the Crossing between Female F1 Kampung Super and Male F1 Kampung-Broiler. *JTBB* **2021**, *6*, 60934.
22. Nollet, L.M.; Toldrá, F. *Handbook of Processed Meats and Poultry Analysis*; CRC Press: Boca Raton, FL, USA, 2008.
23. Schreuders, F.K.; Schlangen, M.; Kyriakopoulou, K.; Boom, R.M.; van der Goot, A.J. Texture methods for evaluating meat and meat analogue structures: A review. *Food Control* **2021**, *127*, 108103.
24. Zhang, J.; Hu, H.; Mu, T.; Wang, W.; Yu, B.; Guo, J.; Wang, Y.; Zhou, Z.; Gu, Y.; Huang, Z. Correlation analysis between AK1 mRNA expression and inosine monophosphate deposition in Jingyuan chickens. *Animals* **2020**, *10*, 439.

25. Bennato, F.; Di Luca, A.; Martino, C.; Ianni, A.; Marone, E.; Grotta, L.; Ramazzotti, S.; Cichelli, A.; Martino, G. Influence of grape pomace intake on nutritional value, lipid oxidation and volatile profile of poultry meat. *Foods* **2020**, *9*, 508.
26. Sanden, K.W.; Böcker, U.; Ofstad, R.; Pedersen, M.E.; Høst, V.; Afseth, N.K.; Rønning, S.B.; Pleshko, N. Characterization of collagen structure in normal, wooden breast and spaghetti meat chicken fillets by FTIR microspectroscopy and histology. *Foods* **2021**, *10*, 548.
27. Purslow, P.P.; Warner, R.D.; Clarke, F.M.; Hughes, J.M. Variations in meat colour due to factors other than myoglobin chemistry; a synthesis of recent findings (invited review). *Meat Sci.* **2020**, *159*, 107941.
28. González Ariza, A.; Arando Arbulu, A.; Navas González, F.J.; Nogales Baena, S.; Delgado Bermejo, J.V.; Camacho Vallejo, M.E. The Study of Growth and Performance in Local Chicken Breeds and Varieties: A Review of Methods and Scientific Transference. *Animals* **2021**, *11*, 2492.
29. McLean, A.K.; Gonzalez, F.J.N. Can scientists influence donkey welfare? Historical perspective and a contemporary view. *J. Equine Vet. Sci.* **2018**, *65*, 25–32.
30. Iglesias Pastrana, C.; Navas González, F.J.; Ciani, E.; Barba Capote, C.J.; Delgado Bermejo, J.V. Effect of research impact on emerging camel husbandry, welfare and social-related awareness. *Animals* **2020**, *10*, 780.
31. Gehanno, J.-F.; Rollin, L.; Darmoni, S. Is the coverage of Google Scholar enough to be used alone for systematic reviews. *BMC Med. Inform. Decis. Mak.* **2013**, *13*, 1–5.
32. Schlosser, R.W.; Wendt, O.; Bhavnani, S.; Nail-Chiwetalu, B. Use of information-seeking strategies for developing systematic reviews and engaging in evidence-based practice: The application of traditional and comprehensive Pearl Growing. A review. *Int. J. Lang. Commun.* **2006**, *41*, 567–582.
33. FAO. *Domestic Animal Diversity Information System (DAD-IS): Browse by Species and Country*; FAO: Rome, Italy, 2022.
34. Choo, Y.; Kwon, H.; Oh, S.; Um, J.; Kim, B.; Kang, C.; Lee, S.; An, B. Comparison of growth performance, carcass characteristics and meat quality of Korean local chickens and silky fowl. *Asian-Australas. J. Anim. Sci.* **2014**, *27*, 398.
35. Zidane, A.; Ababou, A.; Metlef, S.; Niar, A.; Boudroua, K. Growth and meat quality of three free-range chickens and commercial broiler under the same breeding conditions. *Acta Sci. Anim. Sci.* **2018**, *40*, 39663.
36. Jaspal, M.H.; Ali, S.; Rajput, N.; Naeem, M.; Talpur, F.N.; Rehman, I. Fatty acid profiling and comparative evaluation of carcass cut up yield, meat quality traits of Cobb Sasso, commercial broiler and native aseel chicken. *Pure Appl. Biol.* **2020**, *9*, 56–65.
37. Yang, L.; Wang, X.; He, T.; Xiong, F.; Chen, X.; Chen, X.; Jin, S.; Geng, Z. Association of residual feed intake with growth performance, carcass traits, meat quality, and blood variables in native chickens. *J. Anim. Sci.* **2020**, *98*, skaa121.
38. Franco, D.; Rois, D.; Vázquez, J.A.; Purriños, L.; González, R.; Lorenzo, J.M. Breed effect between Mos rooster (Galician indigenous breed) and Sasso T-44 line and finishing feed effect of commercial fodder or corn. *Poult. Sci.* **2012**, *91*, 487–498.
39. Koomkrong, N.; Theerawatanasirikul, S.; Boonkaewwan, C.; Jaturasitha, S.; Kayan, A. Breed-related number and size of muscle fibres and their response to carcass quality in chickens. *Ital. J. Anim. Sci.* **2015**, *14*, 4145.
40. Zanetti, E.; De Marchi, M.; Dalvit, C.; Molette, C.; Régnon, H.; Cassandro, M. Carcass characteristics and qualitative meat traits of three Italian local chicken breeds. *Br. Poult. Sci.* **2010**, *51*, 629–634.
41. Iqbal, S.; Pampori, Z.; Hasin, D. Carcass and egg characteristics of indigenous chicken of Kashmir (Kashmir favorella). *Indian J. Anim. Res.* **2009**, *43*, 194–196.
42. Jaturasitha, S.; Kayan, A.; Wicke, M. Carcass and meat characteristics of male chickens between Thai indigenous compared with improved layer breeds and their crossbred. *Arch. Anim. Breed* **2008**, *51*, 283–294.
43. Motsepe, R.; Mabelebele, M.; Norris, D.; Brown, D.; Ngambi, J.; Ginindza, M. Carcass and meat quality characteristics of South African indigenous chickens. *Indian J. Anim. Res.* **2016**, *50*, 580–587.
44. Devatkal, S.K.; Vishnuraj, M.R.; Kulkarni, V.V.; Kotaiah, T. Carcass and meat quality characterization of indigenous and improved variety of chicken genotypes. *Poult. Sci.* **2018**, *97*, 2947–2956.
45. Kaewkot, C.; Ruangsuriya, J.; Kreuzer, M.; Jaturasitha, S. Carcass and meat quality of crossbreds of Thai indigenous chickens and Rhode Island Red layer chickens as compared with the purebreds and with broilers. *Anim. Prod. Sci.* **2019**, *60*, 454–463.
46. Mueller, S.; Kreuzer, M.; Siegrist, M.; Mannale, K.; Messikommer, R.E.; Gangnat, I.D. Carcass and meat quality of dual-purpose chickens (Lohmann Dual, Belgian Malines, Schweizerhuhn) in comparison to broiler and layer chicken types. *Poult. Sci.* **2018**, *97*, 3325–3336.
47. Haunshi, S.; Sunitha, R.; Shanmugam, M.; Padhi, M.; Niranjan, M. Carcass characteristics and chemical composition of breast and thigh muscles of native chicken breeds. *Indian J. Poult. Sci.* **2013**, *48*, 219–222.
48. Pripwai, N.; Pattanawong, W.; Punyatong, M.; Teltathum, T. Carcass characteristics and meat quality of Thai inheritance chickens. *J. Agric. Sci.* **2014**, *6*, 182.
49. Cassandro, M.; De Marchi, M.; Penasa, M.; Rizzi, C. Carcass characteristics and meat quality traits of the Padovana chicken breed, a commercial line, and their cross. *Ital. J. Anim. Sci.* **2015**, *14*, 3848.
50. Jatoi, A.; Iqbal, M.; Sahota, A.; Akram, M.; Javed, K.; Mehmood, S.; Hussain, J.; Ishaq, H. Carcass characteristics and organ development in four different varieties of native Aseel chicken of Pakistan. *Pak. J. Sci.* **2015**, *67*, 127–132.
51. Liu, F.; Niu, Z. Carcass quality of different meat-typed chickens when achieve a common physiological body weight. *Int. J. Poult. Sci.* **2008**, *7*, 319–322.
52. Jung, S.; Bae, Y.S.; Kim, H.J.; Jayasena, D.D.; Lee, J.H.; Park, H.B.; Heo, K.N.; Jo, C. Carnosine, anserine, creatine, and inosine 5'-monophosphate contents in breast and thigh meats from 5 lines of Korean native chicken. *Poult. Sci.* **2013**, *92*, 3275–3282.

53. Nematbakhsh, S.; Selamat, J.; Idris, L.H.; Abdull Razis, A.F. Chicken Authentication and Discrimination via Live Weight, Body Size, Carcass Traits, and Breast Muscle Fat Content Clustering as Affected by Breed and Sex Varieties in Malaysia. *Foods* **2021**, *10*, 1575.
54. Rajkumar, U.; Muthukumar, M.; Haunshi, S.; Niranjana, M.; Raju, M.; Rama Rao, S.; Chatterjee, R. Comparative evaluation of carcass traits and meat quality in native Aseel chickens and commercial broilers. *Br. Poult. Sci.* **2016**, *57*, 339–347.
55. Biazen, A.; Mengistu, U.; Negassi, A.; Getenet, A.; Solomon, A.; Tadelle, D. Comparative Growth Performance, Carcass Characteristics and Meat Quality of Local Horro and Exotic Cockerels of Tropical Origin Fed Growers Diet. *Open J. Anim. Sci.* **2021**, *11*, 62–83.
56. Jaturasitha, S.; Leangwunta, V.; Leotaragul, A.; Phongphaew, A.; Apichartsrunkoon, T.; Simasathitkul, N.; Vearasilp, T.; Worachai, L.; Meulen, U.T. A comparative study of Thai native chicken and broiler on productive performance, carcass and meat quality. *Dtsch. Trop.* **2002**, *146*, 1–9.
57. Khan, U.; Hussain, J.; Mahmud, A.; Khalique, A.; Mehmood, S.; Badar, I.; Usman, M.; Jaspal, M.; Ahmad, S. Comparative study on carcass traits, meat quality and taste in broiler, broiler breeder and aseel chickens. *Braz. J. Poult. Sci.* **2019**, *21*, 770.
58. Promket, D.; Ruangwittayanusorn, K. The comparatives of growth and carcass performance of the Thai native chicken between economic selection (Chee KKU12) and natural selection (Chee N). *Vet. Integr. Sci.* **2021**, *19*, 247–257.
59. Tor, M.; Estany, J.; Villalba, D.; Molina, E.; Cubiló, D. Comparison of carcass composition by parts and tissues between cocks and capons. *Anim. Res.* **2002**, *51*, 421–431.
60. Sarsenbek, A.; Wang, T.; Zhao, J.; Jiang, W. Comparison of carcass yields and meat quality between Baicheng-You chickens and Arbor Acres broilers. *Poult. Sci.* **2013**, *92*, 2776–2782.
61. Franco, D.; Rois, D.; Vázquez, J.A.; Lorenzo, J. Comparison of growth performance, carcass components, and meat quality between Mos rooster (Galician indigenous breed) and Sasso T-44 line slaughtered at 10 months. *Poult. Sci.* **2012**, *91*, 1227–1239.
62. Wattanachant, S.; Benjakul, S.; Ledward, D.A. Composition, color, and texture of Thai indigenous and broiler chicken muscles. *Poult. Sci.* **2004**, *83*, 123–128.
63. Jaturasitha, S.; Srikanchai, T.; Kreuzer, M.; Wicke, M. Differences in carcass and meat characteristics between chicken indigenous to northern Thailand (Black-boned and Thai native) and imported extensive breeds (Bresse and Rhode Island Red). *Poult. Sci.* **2008**, *87*, 160–169.
64. Kwiecień, M.; Kasperek, K.; Tomaszewska, E.; Muszyński, S.; Jeżewska-Witkowska, G.; Winiarska-Mieczan, A.; Grela, E.; Kamińska, E. Effect of breed and caponisation on the growth performance, carcass composition, and fatty acid profile in the muscles of Greenleg Partridge and Polbar breeds. *Braz. J. Poult. Sci.* **2018**, *20*, 583–594.
65. Pateiro, M.; Rois, D.; Lorenzo, J.M.; Vázquez, J.A.; Franco, D. Effect of breed and finishing diet on growth performance, carcass and meat quality characteristics of Mos young hens. *Span. J. Agric. Res.* **2018**, *16*, e0402.
66. Puchała, M.; Krawczyk, J.; Sokołowicz, Z.; Utnik-Banaś, K. Effect of breed and production system on physicochemical characteristics of meat from multi-purpose hens. *Ann. Anim. Sci.* **2015**, *15*, 247–261.
67. Tougan, P.; Dahouda, M.; Ahounou, G.; Salifou, C.; Kpodekon, M.; Mensah, G.; Kossou, D.; Amenou, C.; Kogbeto, C.; Thewis, A. Effect of breeding mode, type of muscle and slaughter age on technological meat quality of local poultry population of Gallus gallus species of Benin. *Int. J. Biosci.* **2013**, *3*, 1–17.
68. Miguel, J.; Ciria, J.; Asenjo, B.; Calvo, J. Effect of caponisation on growth and on carcass and meat characteristics in Castellana Negra native Spanish chickens. *Animal* **2008**, *2*, 305–311.
69. Calik, J.; Poltowicz, K.; Swiatkiewicz, S.; Krawczyk, J.; Nowak, J. Effect of caponization on meat quality of Greenleg Partridge cockerels. *Ann. Anim. Sci.* **2015**, *15*, 541.
70. Durán, A.M. The effect of caponization on production indices and carcass and meat characteristics in free-range Extremeña Azul chickens. *Span. J. Agric. Res.* **2004**, *2*, 211–216.
71. Jiang, R.; Zhao, G.; Chen, J.; Zheng, M.; Zhao, J.; Li, P.; Hu, J.; Wen, J. Effect of dietary supplemental nicotinic acid on growth performance, carcass characteristics and meat quality in three genotypes of chicken. *J. Anim. Physiol. Anim. Nutr.* **2011**, *95*, 137–145.
72. Sosnówka-Czajka, E.; Skomorucha, I.; Muchacka, R. Effect of organic production system on the performance and meat quality of two purebred slow-growing chicken breeds. *Ann. Anim. Sci.* **2017**, *17*, 1197.
73. Jiang, M.; Fan, W.; Xing, S.; Wang, J.; Li, P.; Liu, R.; Li, Q.; Zheng, M.; Cui, H.; Wen, J. Effects of balanced selection for intramuscular fat and abdominal fat percentage and estimates of genetic parameters. *Poult. Sci.* **2017**, *96*, 282–287.
74. Franco, D.; Pateiro, M.; Rois, D.; Vázquez, J.A.; Lorenzo, J.M.; Rodriguez, J. Effects of caponization on growth performance, carcass and meat quality of Mos breed capons reared in free-range production system. *Ann. Anim. Sci.* **2016**, *16*, 909–929.
75. Guo, X.; Nan, H.; Shi, D.; Zhou, J.; Wan, Y.; Zhou, B.; Geng, Z.; Chen, X.; Jiang, R. Effects of caponization on growth, carcass, and meat characteristics and the mRNA expression of genes related to lipid metabolism in roosters of a Chinese indigenous breed. *Czech J. Anim. Sci.* **2015**, *60*, 327–333.
76. Wang, D.; Huang, H.; Zhou, L.; Li, W.; Zhou, H.; Hou, G.; Liu, J.; Hu, L. Effects of dietary supplementation with turmeric rhizome extract on growth performance, carcass characteristics, antioxidant capability, and meat quality of Wenchang broiler chickens. *Ital. J. Anim. Sci.* **2015**, *14*, 3870.
77. Zhao, J.; Zhao, G.; Jiang, R.; Zheng, M.; Chen, J.; Liu, R.; Wen, J. Effects of diet-induced differences in growth rate on metabolic, histological, and meat-quality properties of 2 muscles in male chickens of 2 distinct broiler breeds. *Poult. Sci.* **2012**, *91*, 237–247.

78. Khatun, H.; Faruqe, S.; Mostafa, M.G. Effects of different dietary energy and protein levels on the performance and carcass characteristics of native hilly chicken during growing phase in confinement. *Asian Australas. J. Biosci. Biotechnol.* **2021**, *6*, 1–9.
79. Cheng, F.-Y.; Huang, C.; Wan, T.-C.; Liu, Y.-T.; Lin, L.; Lou Chyr, C.-Y. Effects of free-range farming on carcass and meat qualities of black-feathered Taiwan native chicken. *Asian-Australas. J. Anim. Sci.* **2008**, *21*, 1201–1206.
80. Bughio, E.; Hussain, J.; Mahmud, A.; Khaliq, A. Effects of production system and feeding regimen on carcass and meat quality traits of Naked Neck chicken. *S. Afr. J. Anim. Sci.* **2021**, *51*, 250–261.
81. Chen, J.; Zhao, G.; Zheng, M.; Wen, J.; Yang, N. Estimation of genetic parameters for contents of intramuscular fat and inosine-5'-monophosphate and carcass traits in Chinese Beijing-You chickens. *Poult. Sci.* **2008**, *87*, 1098–1104.
82. Yousif, I.; Binda, B.; Elamin, K.; Malik, H.; Babiker, M. Evaluation of carcass characteristics and meat quality of indigenous fowl ecotypes and exotic broiler strains raised under hot climate. *Glob. J. Anim. Sci.* **2014**, *2*, 365–371.
83. Rajkumar, U.; Prince, L.; Haunshi, S.; Paswan, C.; Reddy, B. Evaluation of Vanaraja female line chicken for growth, production, carcass and egg quality traits. *Indian J. Anim. Sci.* **2020**, *90*, 603–609.
84. Cerolini, S.; Vasconi, M.; Sayed, A.A.; Iaffaldano, N.; Mangiagalli, M.G.; Pastorelli, G.; Moretti, V.M.; Zaniboni, L.; Mosca, F. Free-range rearing density for male and female Milanino chickens: Carcass yield and qualitative meat traits. *J. Appl. Poult. Res.* **2019**, *28*, 1349–1358.
85. Molee, A.; Kuadsantia, P.; Kaewnakian, P. Gene effects on body weight, carcass yield, and meat quality of Thai indigenous chicken. *J. Poult. Sci.* **2018**, *55*, 94–102.
86. Bungsisawat, P.; Tumwasorn, S.; Loongyai, W.; Nakthong, S.; Sopannarath, P. Genetic parameters of some carcass and meat quality traits in Betong chicken (KU line). *Agric. Nat. Resour.* **2018**, *52*, 274–279.
87. Peters, S.O.; Idowu, O.M.; Agaviezor, B.O.; Egbede, R.O.; Fafiolu, A.O. Genotype and sex effect on gastrointestinal nutrient content, microflora and carcass traits in Nigerian native chickens. *Int. J. Poult. Sci.* **2010**, *9*, 731–737.
88. Franco, D.; Rois, D.; Vázquez, J.A.; Lorenzo, J. Growth performance, carcass morphology and meat quality of meat from roosters slaughtered at eight months affected by genotype and finishing feeding. *Span. J. Agric. Res.* **2013**, *11*, 382–393.
89. Nolte, T.; Jansen, S.; Weigend, S.; Moerlein, D.; Halle, I.; Link, W.; Hummel, J.; Simianer, H.; Sharifi, A.R. Growth performance of local chicken breeds, a high-performance genotype and their crosses fed with regional faba beans to replace soy. *Animals* **2020**, *10*, 702.
90. Keambou, T.; Mboumba, S.; Touko, B.; Bembide, C.; Mezui, T.; Tedongmo, A.; Manjeli, Y. Growth performances, carcass and egg characteristics of the local chicken and its first generation reciprocal crossbreds with an exotic strain in Cameroon. *Adv. Anim. Vet. Sci.* **2015**, *3*, 507–513.
91. Paredes, M.; Vásquez, B. Growth, carcass characteristics, weight of internal organs and meat proximate composition of six genotypes in chickens reared in Andean region of northern Peruvian. *Sci. Agropecu.* **2020**, *11*, 365–374.
92. Tsudzuki, M.; Onitsuka, S.; Akiyama, R.; Iwamizu, M.; Goto, N.; Nishibori, M.; Takahashi, H.; Ishikawa, A. Identification of quantitative trait loci affecting shank length, body weight and carcass weight from the Japanese cockfighting chicken breed, Oh-Shamo (Japanese Large Game). *Cytogenet. Genome Res.* **2007**, *117*, 288–295.
93. Magala, H.; Kugonza, D.; Kwizera, H.; Kyarisiima, C. Influence of management system on growth and carcass characteristics of Ugandan local chickens. *J. Anim. Sci. Adv.* **2012**, *2*, 558–567.
94. Kasperek, K.; Drabik, K.; Miachalak, K.; Pietras-Ożga, D.; Winiarczyk, S.; Zięba, G.; Batkowska, J. The Influence of Sex on the Slaughter Parameters and Selected Blood Indices of Greenleg Partridge, Polish Native Breed of Hens. *Animals* **2021**, *11*, 517.
95. Haunshi, S.; Paswan, C.; Prince, L.; Chatterjee, R. Inheritance of growth traits and impact of selection on carcass and egg quality traits in Vanashree, an improved indigenous chicken. *Trop. Anim. Health Prod.* **2021**, *53*, 1–8.
96. Zhao, J.; Chen, J.; Zhao, G.; Zheng, M.; Jiang, R.; Wen, J. Live performance, carcass composition, and blood metabolite responses to dietary nutrient density in two distinct broiler breeds of male chickens. *Poult. Sci.* **2009**, *88*, 2575–2584.
97. Obrzut, J.; Krawczyk, J.; Calik, J.; Świątkiewicz, S.; Pietras, M.; Utnik-Banaś, K. Meat quality of poulards obtained from three conserved breeds of hens. *Ann. Anim. Sci.* **2018**, *18*, 261.
98. Liu, L.; Dou, T.; Li, Q.; Rong, H.; Tong, H.; Xu, Z.; Huang, Y.; Gu, D.; Chen, X.; Ge, C. Myostatin mRNA expression and its association with body weight and carcass traits in Yunnan Wuding chicken. *Genet. Mol. Res.* **2016**, *15*, gmr15048967.
99. Pavlovski, Z.; Škrbić, Z.; Lukić, M.; Vitorović, D.; Petričević, V.; Milošević, N. Naked Neck chicken of Serbian and foreign origin: Carcass characteristic. *Biotechnol. Anim. Husb.* **2009**, *25*, 1023–1032.
100. Pavlovski, Z.; Škrbić, Z.; Lukić, M.; Vitorović, D.; Petričević, V. Naked neck: Autochthonous breed of chicken in Serbia: Carcass characteristics. *Biotechnol. Anim. Husb.* **2009**, *25*, 1–10.
101. Larivière, J.; Farnir, F.; Detilleux, J.; Michaux, C.; Verleyen, V.; Leroy, P. Performance, breast morphological and carcass traits in the Ardennaise chicken breed. *Int. J. Poult. Sci.* **2009**, *8*, 452–456.
102. Raach-Moujahed, A.; Haddad, B. Performance, livability, carcass yield and meat quality of Tunisian local poultry and fast-growing genotype (Arbor Acres) fed standard diet and raised outdoor access. *J. Anim. Prod. Adv.* **2013**, *3*, 75–85.
103. Amorim, A.; Rodrigues, S.; Pereira, E.; Teixeira, A. Physicochemical composition and sensory quality evaluation of capon and rooster meat. *Poult. Sci.* **2016**, *95*, 1211–1219.
104. Zhang, L.; Zhu, Q.; Liu, Y.; Gilbert, E.R.; Li, D.; Yin, H.; Wang, Y.; Yang, Z.; Wang, Z.; Yuan, Y. Polymorphisms in the perilipin gene may affect carcass traits of Chinese meat-type chickens. *Asian-Australas. J. Anim. Sci.* **2015**, *28*, 763.
105. Tasoniero, G.; Cullere, M.; Baldan, G.; Dalle Zotte, A. Productive performances and carcass quality of male and female Italian Padovana and Polverara slow-growing chicken breeds. *Ital. J. Anim. Sci.* **2018**, *17*, 530–539.

106. Dalle Zotte, A.; Gleeson, E.; Franco, D.; Cullere, M.; Lorenzo, J.M. Proximate composition, amino acid profile, and oxidative stability of slow-growing indigenous chickens compared with commercial broiler chickens. *Foods* **2020**, *9*, 546.
107. Mosca, F.; Zaniboni, L.; Stella, S.; Kuster, C.; Iaffaldano, N.; Cerolini, S. Slaughter performance and meat quality of Milanino chickens reared according to a specific free-range program. *Poult. Sci.* **2018**, *97*, 1148–1154.
108. Weglarz, A.; Andres, K.; Wojtysiak, D. Slaughter value and meat quality in two strains of polish crested cockerels. *Ital. J. Anim. Sci.* **2020**, *19*, 813–821.
109. Shakila, S.; GV, B.R.; Amaravathi, P. Studies on carcass and meat quality characteristics of Rajasri chicken. *J. Entomol. Zool. Stud.* **2020**, *8*, 1345–1349.
110. Pathak, P.; Dubey, P.; Dash, S.; Chaudhary, M. Studies on growth and carcass traits of Aseel and Kadaknath chicken. *Indian J. Poult. Sci.* **2015**, *50*, 327–328.
111. Hussain, M.; Mahmud, A.; Hussain, J.; Qaisrani, S.; Mehmood, S.; Rehman, A. Subsequent effect of dietary lysine regimens fed in the starter phase on the growth performance, carcass traits and meat chemical composition of aseel chicken in the grower phase. *Braz. J. Poult. Sci.* **2018**, *20*, 455–462.
112. Tougan, U.; Dahouda, M.; Salifou, C.; Ahounou, S.; Kpodekon, M.; Mensah, G.; Kossou, D.; Amenou, C.; Kogbeto, C.; Thewis, A. Variability of carcass traits of local poultry populations of gallus gallus species of Benin. *Int. J. Poult. Sci.* **2013**, *12*, 473.
113. Tang, H.; Gong, Y.; Wu, C.; Jiang, J.; Wang, Y.; Li, K. Variation of meat quality traits among five genotypes of chicken. *Poult. Sci.* **2009**, *88*, 2212–2218.
114. Toalombo, P.; Villafuerte, A.; Fiallos, L.; Andino, P.; Damián, P.; Duchi, N.; Trujillo, V.; Hidalgo, L. Polyphenols of Thyme (*Thymus vulgaris*) and ginger (*Zingiber officinale*) in the feeding of local hens. *Actas Iberoam. Conserv. Anim.* **2017**, *10*, 88–93.
115. Zhao, G.; Cui, H.; Liu, R.; Zheng, M.; Chen, J.; Wen, J. Comparison of breast muscle meat quality in 2 broiler breeds. *Poult. Sci.* **2011**, *90*, 2355–2359.
116. Rajkumar, U.; Haunshi, S.; Paswan, C.; Raju, M.; Rao, S.R.; Chatterjee, R. Characterization of indigenous Aseel chicken breed for morphological, growth, production, and meat composition traits from India. *Poult. Sci.* **2017**, *96*, 2120–2126.
117. Chuaynukool, K.; Wattanachant, S.; Siripongvutikorn, S.; Yai, H. Chemical and physical properties of raw and cooked spent hen, broiler and Thai indigenous chicken muscles in mixed herbs acidified soup (Tom Yum). *J. Food Technol.* **2007**, *5*, 180–186.
118. El-Attrouny, M.M.; Iraqi, M.M.; Sabike, I.I.; Abdelatty, A.M.; Moustafa, M.M.; Badr, O.A. Comparative evaluation of growth performance, carcass characteristics and timed series gene expression profile of GH and IGF-1 in two Egyptian indigenous chicken breeds versus Rhode Island Red. *J. Anim. Breed. Genet.* **2021**, *138*, 463–473.
119. Youssao, I.; Alkoiret, I.; Dahouda, M.; Assogba, M.; Idrissou, N.; Kayang, B.; Yapi-Gnaoré, V.; Assogba, H.; Houinsou, A.; Ahounou, S. Comparison of growth performance, carcass characteristics and meat quality of Benin indigenous chickens and Label Rouge (T55× SA51). *Afr. J. Biotechnol.* **2012**, *11*, 15569–15579.
120. Elkhazen, A.; LARBI, M.; M'hamdi, N.; Haddad, B. Comparison of meat quality of local poultry and Arbors acres reared in two farming systems in Tunisia. *J. New Sci.* **2016**, *34*, 1922–1929.
121. Jung, Y.-K.; Jeon, H.-J.; Jung, S.; Choe, J.-H.; Lee, J.-H.; Heo, K.-N.; Kang, B.-S.; Jo, C.-R. Comparison of quality traits of thigh meat from Korean native chickens and broilers. *Food Sci. Anim.* **2011**, *31*, 684–692.
122. Amorim, A.; Rodrigues, S.; Pereira, E.; Valentim, R.; Teixeira, A. Effect of caponisation on physicochemical and sensory characteristics of chickens. *Animal* **2016**, *10*, 978–986.
123. Batool, T.; Farooq, S.; Roohi, N.; Mahmud, A.; Usman, M.; Ghayas, A.; Ahmad, S. Effect of different dietary lysine regimens on meat quality attributes in varieties of indigenous Aseel chicken. *Kafkas Univ. Vet. Fak. Derg.* **2018**, *24*, 639–645.
124. Ramella, M.V.; Rodriguez, J.M.L.; Losada, D.R.; Arias, A.; Justo, J.R.; Moure, M.P.; Pedrouso, M.D.L.; Chico, D. Effect of finishing diet on carcass characteristics and meat quality of Mos cockerel. *Span. J. Agric. Res.* **2021**, *19*, 601.
125. Jin, S.; Yang, L.; Zang, H.; Xu, Y.; Chen, X.; Chen, X.; Liu, P.; Geng, Z. Influence of free-range days on growth performance, carcass traits, meat quality, lymphoid organ indices, and blood biochemistry of Wannan Yellow chickens. *Poult. Sci.* **2019**, *98*, 6602–6610.
126. Escobedo del Bosque, C.I.; Altmann, B.A.; Ciulu, M.; Halle, I.; Jansen, S.; Nolte, T.; Weigend, S.; Mörlein, D. Meat quality parameters and sensory properties of one high-performing and two local chicken breeds fed with *Vicia faba*. *Foods* **2020**, *9*, 1052.
127. Gnanaraj, P.T.; Sundaram, A.S.; Rajkumar, K.; Babu, R.N. Proximate composition and meat quality of three indian native chicken breeds. *Indian J. Anim. Res.* **2020**, *54*, 1584–1589.
128. Jeong, H.S.; Utama, D.T.; Kim, J.; Barido, F.H.; Lee, S.K. Quality comparison of retorted Samgyetang made from white semi-broilers, commercial broilers, Korean native chickens, and old laying hens. *Asian-Australas. J. Anim. Sci.* **2020**, *33*, 139.
129. Chumngoen, W.; Tan, F.-J. Relationships between descriptive sensory attributes and physicochemical analysis of broiler and Taiwan native chicken breast meat. *Asian-Australas. J. Anim. Sci.* **2015**, *28*, 1028.
130. Mosca, F.; Kuster, C.; Stella, S.; Farina, G.; Madeddu, M.; Zaniboni, L.; Cerolini, S. Growth performance, carcass characteristics and meat composition of Milanino chickens fed on diets with different protein concentrations. *Br. Poult. Sci.* **2016**, *57*, 531–537.
131. Tunim, S.; Phasuk, Y.; Aggrey, S.E.; Duangjinda, M. Gene expression of fatty acid binding protein genes and its relationship with fat deposition of Thai native crossbreed chickens. *Anim. Biosci.* **2021**, *34*, 751–758.
132. Marín Navas, C.; Delgado, J.V.; McLean, A.; Jurado, J.; Torres, A.; Navas González, F. Discriminant Canonical Analysis of the Contribution of Spanish and Arabian Purebred Horses to the Genetic Diversity and Population Structure of Hispano-Arabian Horses. *Animals* **2021**, *11*, 269.
133. Rogerson, P.A. *Data Reduction: Factor Analysis and Cluster Analysis*; Sage: London, UK, 2001; pp. 192–197.

134. Nanda, M.A.; Seminar, K.B.; Nandika, D.; Maddu, A. Discriminant analysis as a tool for detecting the acoustic signals of termites *Coptotermes curvignathus* (Isoptera: Rhinotermitidae). *Int. J. Technol.* **2018**, *9*, 840–851.
135. Ceylan, Z.; Gürsev, S.; Bulkan, S. An application of data mining in individual pension savings and investment system. *EJOSAT* **2018**, *1*, 7–11.
136. Leroy, G.; Baumung, R.; Notter, D.; Verrier, E.; Wurzinger, M.; Scherf, B. Stakeholder involvement and the management of animal genetic resources across the world. *Livest. Sci.* **2017**, *198*, 120–128.
137. Toalombo Vargas, P.A.; León, J.M.; Fiallos Ortega, L.R.; Martínez, A.; Villafuerte Gavilanes, A.A.; Delgado, J.V.; Landi, V. Deciphering the patterns of genetic admixture and diversity in the Ecuadorian Creole chicken. *Animals* **2019**, *9*, 670.
138. Araújo de Carvalho, D.; Martínez Martínez, A.; Carolino, I.; Barros, M.C.; Camacho Vallejo, M.E.; Santos-Silva, F.; de Oliveira Almeida, M.J.; Carolino, N.; Delgado Bermejo, J.V.; Sarmiento, J.L.R. Diversity and Genetic Relationship of Free-Range Chickens from the Northeast Region of Brazil. *Animals* **2020**, *10*, 1857.
139. Guo, Y.; Ou, J.H.; Zan, Y.; Wang, Y.; Li, H.; Zhu, C.; Chen, K.; Zhou, X.; Hu, X.; Carlborg, Ö. Researching on the fine structure and admixture of the worldwide chicken population reveal connections between populations and important events in breeding history. *Evol. Appl.* **2021**, *15*, 553–564.
140. Petracci, M.; Baéza, E. Harmonization of methodologies for the assessment of poultry meat quality features. *Worlds Poult. Sci. J.* **2011**, *67*, 137–151.
141. Froning, G. Color of poultry meat. *Poult. Avian Biol. Rev.* **1995**, *6*, 83–93.
142. Rondelli, S.; Martínez, O.; García, P. Sex effect on productive parameters, carcass and body fat composition of two commercial broilers lines. *Braz. J. Poult. Sci.* **2003**, *5*, 169–173.
143. Lyon, C.; Lyon, B.; Davis, C.; Townsend, W. Texture profile analysis of patties made from mixed and flake-cut mechanically deboned poultry meat. *Poult. Sci.* **1980**, *59*, 69–76.
144. Fitzgerald, E.; Buckley, J. Effect of total and partial substitution of sodium chloride on the quality of Cheddar cheese. *J. Dairy Sci.* **1985**, *68*, 3127–3134.
145. Hashizawa, Y.; Kubota, M.; Kadowaki, M.; Fujimura, S. Effect of dietary vitamin E on broiler meat qualities, color, water-holding capacity and shear force value, under heat stress conditions. *Anim. Sci. J.* **2013**, *84*, 732–736.
146. Essèn-Gustavsson, B. *Muscle-Fiber Characteristics in Pigs and Relationships to Meat-Quality Parameters-Review*. *Pork Quality: Genetics and Metabolic Factors*; CABI: Wallingford, UK, 1993; pp. 140–159.
147. Smith, D.; Fletcher, D. Chicken breast muscle fiber type and diameter as influenced by age and intramuscular location. *Poult. Sci.* **1988**, *67*, 908–913.
148. Herring, H.; Cassens, R.; Risky, E. Further studies on bovine muscle tenderness as influenced by carcass position, sarcomere length, and fiber diameter. *J. Food Sci.* **1965**, *30*, 1049–1054.
149. Ashmore, C.; Doerr, L. Postnatal development of fiber types in normal and dystrophic skeletal muscle of the chick. *Exp. Neurol.* **1971**, *30*, 431–446.
150. Muller, E.; Galavazi, G.; Szirmai, J. Effect of castration and testosterone treatment on fiber width of the flexor carpi radialis muscle in the male frog (*Rana temporaria* L.). *Gen. Comp. Endocrinol.* **1969**, *13*, 275–284.
151. Venable, J.H. Morphology of the cells of normal, testosterone-deprived and testosterone-stimulated levator ani muscles. *Am. J. Anat.* **1966**, *119*, 271–301.
152. Uhlířová, L.; Tůmová, E.; Chodová, D.; Vlčková, J.; Ketta, M.; Volek, Z.; Skřivanová, V. The effect of age, genotype and sex on carcass traits, meat quality and sensory attributes of geese. *Asian-Australas. J. Anim. Sci.* **2018**, *31*, 421–428.
153. Jing, Z.; Wang, X.; Cheng, Y.; Wei, C.; Hou, D.; Li, T.; Li, W.; Han, R.; Li, H.; Sun, G. Detection of CNV in the SH3RF2 gene and its effects on growth and carcass traits in chickens. *BMC Genet.* **2020**, *21*, 1–7.
154. Tilki, M.; Saatci, M.; Kirmizibayrak, T.; Aksoy, A. Effect of age on growth and carcass composition of Native Turkish Geese. *Arch. Geflügelkd.* **2005**, *69*, 77–83.
155. Kirmizibayrak, T.; Önk, K.; Ekiz, B.; Yalçintan, H.; Yilmaz, A.; Yazici, K.; Altinel, A. Effects of age and sex on meat quality of Turkish native geese raised under a free-range system. *Kafkas Univ. Vet. Fak. Derg.* **2011**, *17*, 817–823.
156. Hertanto, B.; Nurmalasari, C.; Nuhriawangsa, A.; Cahyadi, M.; Kartikasari, L. The physical and microbiological quality of chicken meat in the different type of enterprise poultry slaughterhouse: A case study in Karanganyar District. *IOP Conf. Ser. Earth Environ. Sci.* **2018**, *102*, 012051.
157. Andrés-Bello, A.; Barreto-Palacios, V.; García-Segovia, P.; Mir-Bel, J.; Martínez-Monzó, J. Effect of pH on color and texture of food products. *Food Eng. Rev.* **2013**, *5*, 158–170.
158. Pérez, M.L.; Escalona, H.; Guerrero, I. Effect of calcium chloride marination on calpain and quality characteristics of meat from chicken, horse, cattle and rabbit. *Meat Sci.* **1998**, *48*, 125–134.
159. Purchas, R.; Yan, X.; Hartley, D. The influence of a period of ageing on the relationship between ultimate pH and shear values of beef *m. longissimus thoracis*. *Meat Sci.* **1999**, *51*, 135–141.
160. Watanabe, A.; Daly, C.; Devine, C. The effects of the ultimate pH of meat on tenderness changes during ageing. *Meat Sci.* **1996**, *42*, 67–78.
161. Swatland, H.J. How pH causes paleness or darkness in chicken breast meat. *Meat Sci.* **2008**, *80*, 396–400.
162. Calkins, C.R.; Hodgen, J.M. A fresh look at meat flavor. *Meat Sci.* **2007**, *77*, 63–80.

-
163. Mir, N.A.; Rafiq, A.; Kumar, F.; Singh, V.; Shukla, V. Determinants of broiler chicken meat quality and factors affecting them: A review. *J. Food Sci. Technol.* **2017**, *54*, 2997–3009.
 164. Liu, Y.; Zhao, Y.; Feng, X. Exergy analysis for a freeze-drying process. *Appl. Therm. Eng.* **2008**, *28*, 675–690.