



LETTER • OPEN ACCESS

Coupling function from bath density of states

To cite this article: S. Nemati *et al* 2022 *EPL* **139** 36002

View the [article online](#) for updates and enhancements.

You may also like

- [Coupling functions in networks of oscillators](#)
Tomislav Stankovski, Valentina Ticcinelli,
Peter V E McClintock et al.
- [Synchronization of weakly coupled oscillators: coupling, delay and topology](#)
Enrique Mallada and Ao Tang
- [Quantum Brownian motion for magnets](#)
J Anders, C R J Sait and S A R Horsley

Coupling function from bath density of states

S. NEMATI^{1(a)} , C. HENKEL¹ and J. ANDERS^{1,2}

¹ *University of Potsdam, Institut für Physik und Astronomie - 14476 Potsdam, Germany*

² *Department of Physics and Astronomy, University of Exeter - Stocker Road, Exeter EX4 4QL, UK*

received 17 December 2021; accepted in final form 22 June 2022

published online 28 July 2022

Abstract – Modelling of an open quantum system requires knowledge of parameters that specify how it couples to its environment. However, beyond relaxation rates, realistic parameters for specific environments and materials are rarely known. Here we present a method of inferring the coupling between a generic system and its bosonic (*e.g.*, phononic) environment from the experimentally measurable density of states (DOS). With it we confirm that the DOS of the well-known Debye model for three-dimensional solids is physically equivalent to choosing an Ohmic bath. We further match a real phonon DOS to a series of Lorentzian coupling functions, allowing us to determine coupling parameters for gold, yttrium iron garnet (YIG) and iron as examples. The results illustrate how to obtain material-specific dynamical properties, such as memory kernels. The proposed method opens the door to more accurate modelling of relaxation dynamics, for example for phonon-dominated spin damping in magnetic materials.



Copyright © 2022 The author(s)

Published by the EPLA under the terms of the [Creative Commons Attribution 4.0 International License](https://creativecommons.org/licenses/by/4.0/) (CC BY). Further distribution of this work must maintain attribution to the author(s) and the published article's title, journal citation, and DOI.

Introduction. – Quantum technologies face many challenges, often arising due to the unavoidable coupling of any system to its environment. The prediction of their dynamics requires open quantum system methods that include such coupling effects, for example the Caldeira-Leggett model [1] and the spin-boson model [2]. These methods are successfully employed in many physical contexts, *e.g.*, quantum optics [3–5], condensed matter [6–11], quantum computation [12–14], nuclear physics [15] and quantum chemistry [16]. For instance, modelling circuit quantum electrodynamics with the spin-boson model shows that the heat transport of a superconducting qubit within a hybrid environment changes significantly, depending on the qubit-resonator and resonator-reservoir couplings [6].

In the mathematical treatment of an open quantum system, a coupling function \mathcal{C}_ω is typically introduced that describes how strongly the system interacts with bath degrees of freedom (DoF). Its functional form determines the temporal memory of the bath and whether the noise is coloured or not [1,2,17], critically affecting the system dynamics [8,18,19]. A large body of theoretical results exist for various toy models that make specific assumptions on the coupling function \mathcal{C}_ω [1,2,20]. However, a major

drawback is a somewhat lacking connection to system- or material-specific characteristics to which these methods could be applied: for a given DoF, in a given material, which coupling function \mathcal{C}_ω should one choose to model its dynamics?

An alternative approach is taken in the condensed matter literature, where open quantum systems are usually characterized by the density of states (DOS) of their environment [21]. Measurement of, for example, the phonon DOS is well-established using different inelastic scattering techniques [22,23]. Modes in the environment typically couple to the system with a wave-vector-dependent strength $g_{\mathbf{k}}$ [2,24,25], which in many cases can be captured by a frequency-dependent g_ω .

In this paper, we present a useful relation that translates the coupling function \mathcal{C}_ω of an open quantum system into an experimentally measurable DOS D_ω , and vice versa. While a similar relation has previously been reported for one-dimensional quantum spin impurities [26,27], the relation obtained here is valid for a generic system coupled to a bosonic bath, capturing dimensionality and anisotropy. It paves the way to parametrizing realistic coupling functions for a range of applications, for example, for spins in a magnetic material that experience damping through the coupling to the crystal lattice [17,28] or for nitrogen

^(a)E-mail: nemati@uni-potsdam.de (corresponding author)

vacancy centers, a solid-state analogue of trapped atoms, whose coherence lifetime in optical transitions is also limited by interaction with phonons [29,30]. The link is explicitly established for a generic quantum system that couples locally to a bosonic environment. Extensions to other environments, such as fermionic environments, will be possible using similar arguments.

The paper is organised as follows: we first introduce the two approaches involving D_ω and C_ω , respectively. Setting up the dynamics of the environment, we evaluate its memory kernel and establish the link between D_ω and C_ω , allowing for general g_ω . In the second part of the paper, we choose a flat g for simplicity, and illustrate the application of the relation with a few examples. We demonstrate that the widely used Debye approximation is equivalent to the well-known Ohmic coupling function. While this approximation suffices at low frequencies, experimental DOS show peaks at higher frequencies, leading to non-trivial dissipation regimes. We parametrize two measured phonon DOS, those of gold and iron (see the Supplementary Material [Supplementarymaterial.pdf](#) (SM)), and one theoretically computed phonon DOS of yttrium iron garnet (YIG) and extract key parameters for the corresponding coupling functions C_ω . These give direct insight into the impact of memory for any phonon-damped dynamics in these materials.

Two approaches. – The Hamiltonian of a quantum system in contact with a bath is

$$\hat{\mathcal{H}}_{tot} = \hat{\mathcal{H}}_S + \hat{\mathcal{H}}_B + \hat{\mathcal{H}}_{SB}, \quad (1)$$

where the bath Hamiltonian $\hat{\mathcal{H}}_B$ and the system Hamiltonian $\hat{\mathcal{H}}_S$ may contain the internal interactions among their own components. The system-bath interaction is assumed to be of product form,

$$\hat{\mathcal{H}}_{SB} = -\hat{\mathbf{S}} \cdot \hat{\mathbf{B}}, \quad (2)$$

where $\hat{\mathbf{S}}$ is a (Hermitian) system operator and $\hat{\mathbf{B}}$ is a bath operator, each with d_s components. The form of the bath Hamiltonian $\hat{\mathcal{H}}_B$ and of the bath operator $\hat{\mathbf{B}}$ depends on the context. We consider here a bosonic bath, *i.e.*, an infinite set of harmonic oscillators. In the literature, one can broadly distinguish two representations of the bath, working either in wave vector (WV) or frequency (F) space, as illustrated in fig. 1.

The wave vector approach is common in condensed matter physics [2,21] where the bath Hamiltonian is expressed as a sum over all possible modes \mathbf{k} ,

$$\hat{\mathcal{H}}_B^{WV} = \sum_{\mathbf{k}} \hbar \omega_{\mathbf{k}} \left(\hat{b}_{\mathbf{k}}^\dagger \hat{b}_{\mathbf{k}} + \frac{1}{2} \right). \quad (3)$$

Here $\omega = \omega_{\mathbf{k}}$ gives the dispersion relation of a normal mode with wave vector \mathbf{k} and $\hat{b}_{\mathbf{k}}$ ($\hat{b}_{\mathbf{k}}^\dagger$) are bosonic annihilation (creation) operators of a mode excitation with commutation relations $[\hat{b}_{\mathbf{k}}, \hat{b}_{\mathbf{k}'}^\dagger] = \delta_{\mathbf{k}\mathbf{k}'}$. Usually one considers a three-dimensional (3D) structure with wave vectors $\mathbf{k} = (k_x, k_y, k_z)$. For example, in a cubic 3D lattice

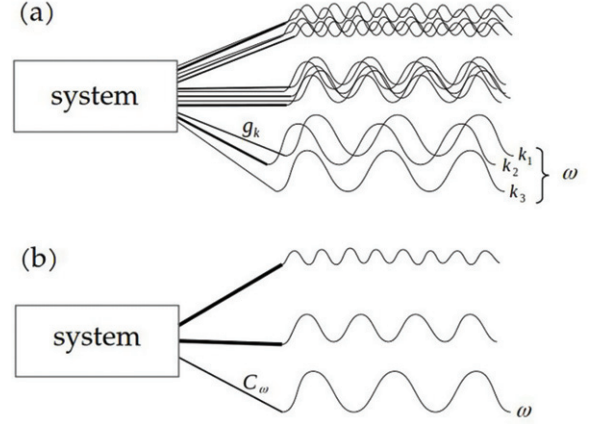


Fig. 1: Schematic picture of two equivalent approaches to modelling the open quantum systems. (a) Wave vector approach: each bath frequency ω includes several wave vectors $\{\mathbf{k}\}$ where each bath wave vector \mathbf{k} couples to the system with strength $g_{\mathbf{k}}$. (b) Frequency approach: every bath frequency ω couples to the system with a strength given by C_ω .

with number of lattice sites N , lattice constant a and volume $V = Na^3$, each component of \mathbf{k} runs through the range $(-\frac{\sqrt[3]{N}-1}{2}, \dots, 0, \dots, \frac{\sqrt[3]{N}-1}{2}) \frac{2\pi}{\sqrt[3]{Na}}$. For large N and V , and for any function $f(\omega_{\mathbf{k}})$ that only depends on the frequency $\omega_{\mathbf{k}}$, one can approximate sums over the wave vectors as

$$\frac{1}{V} \sum_{\mathbf{k}} f(\omega_{\mathbf{k}}) \cong \int \frac{d^3k}{(2\pi)^3} f(\omega_{\mathbf{k}}) =: \int d\omega D_\omega f(\omega). \quad (4)$$

This equation defines D_ω as the DOS per unit volume of bath modes at frequency ω [21].

For bosonic baths, we choose the standard interaction [2] where the bath operator $\hat{\mathbf{B}}$ is linear in the bosonic mode operators (single phonon processes),

$$\hat{\mathbf{B}}^{WV} = \frac{1}{\sqrt{V}} \sum_{\mathbf{k}} \boldsymbol{\xi}_{\mathbf{k}} \hat{b}_{\mathbf{k}} + \text{h.c.}, \quad (5)$$

where $\boldsymbol{\xi}_{\mathbf{k}} = \boldsymbol{\epsilon}_{\mathbf{k}} (\hbar g_{\mathbf{k}}^2 / (2\omega_{\mathbf{k}}))^{1/2}$ with $\boldsymbol{\epsilon}_{\mathbf{k}}$ a d_s -dimensional unit polarisation vector [1] and $g_{\mathbf{k}}$ the wave-vector-dependent coupling, see fig. 1. Equation (2) may be generalized to the situation that several system components $\hat{\mathbf{S}}_m$ are located at different positions \mathbf{R}_m , and sum over interaction terms, *i.e.*, $\hat{\mathcal{H}}_{SB} = -\sum_m \hat{\mathbf{S}}_m \cdot \hat{\mathbf{B}}(\mathbf{R}_m)$. The field operators would then be \mathbf{R} -dependent, *i.e.*, $\hat{\mathbf{B}}^{WV}(\mathbf{R}) = \frac{1}{\sqrt{V}} \sum_{\mathbf{k}} \boldsymbol{\xi}_{\mathbf{k}} \hat{b}_{\mathbf{k}} e^{i\mathbf{k} \cdot \mathbf{R}} + \text{h.c.}$ For simplicity, we will concentrate in the following on just one system site and drop summation over m again.

Another approach to setting up the bath Hamiltonian $\hat{\mathcal{H}}_B$ and the interaction $\hat{\mathcal{H}}_{SB}$ is based on a frequency expansion often employed in the open quantum systems literature [1,2]. In contrast to eq. (3), here $\hat{\mathcal{H}}_B$ is written directly as a sum or integral over frequencies,

$$\hat{\mathcal{H}}_B^F = \frac{1}{2} \int_0^\infty d\omega (\hat{\mathbf{P}}_\omega^2 + \omega^2 \hat{\mathbf{X}}_\omega^2), \quad (6)$$

where \hat{P}_ω and \hat{X}_ω are 3D (in general, d -dimensional (dD)) momentum and position operators, respectively, for the bath oscillator with frequency ω . Their components obey $[\hat{X}_{\omega,j}, \hat{P}_{\omega',l}] = i\hbar \delta_{jl} \delta(\omega - \omega')$. In this approach, the bath operator in eq. (2) is often chosen as [17]

$$\hat{B}^F = \int_0^\infty d\omega \mathcal{C}_\omega \hat{X}_\omega, \quad (7)$$

where the coupling function \mathcal{C}_ω (in general a $d_s \times d$ tensor) is weighting the system-bath coupling at frequency ω . The system operators couple isotropically to the bath if $\mathcal{C}_\omega \mathcal{C}_\omega^T = \mathbb{1}_{d_s} C_\omega^2$. The scalar coupling function C_ω is related to the bath spectral density J_ω , which alternatively quantifies the effect of the environment on the system as $J_\omega \propto C_\omega^2/\omega$ [1,2]. The bath dynamics can be categorised [2] based on the low- ω exponent of the spectral density, $J_\omega \propto \omega^s$, into three different classes, called Ohmic ($s = 1$), sub-Ohmic ($s < 1$), and super-Ohmic ($s > 1$).

The difference between wave vector approach and frequency approach is that at a fixed frequency ω , there is in eq. (7) just one bath operator \hat{X}_ω that couples to the system, while according to eq. (5), the interaction is distributed over several wave vector modes \mathbf{k} with weighting factors $\xi_{\mathbf{k}}$, their number being set by the DOS D_ω (see fig. 1).

We now want to address the question of the connection between the DOS D_ω and the coupling function \mathcal{C}_ω . To achieve this, we consider one relevant quantity in both approaches and equate the corresponding formulas. In the following, we choose the memory kernel \mathcal{K} which encodes the response of the bath to the system operator \hat{S} . Note that the choice of \hat{B} in eq. (5) restricts the discussion to the linear response of the bath, as is reasonable for a bath that is thermodynamically large [1,2].

Memory kernel in both approaches. – To find an explicit relation in the wave vector approach for the dynamics of the bath operator \hat{B}^{WV} in eq. (5), the starting point is the equation of motion for $\hat{b}_{\mathbf{k}}$,

$$\frac{d\hat{b}_{\mathbf{k}}}{dt} = -i\omega_{\mathbf{k}}\hat{b}_{\mathbf{k}} + \frac{i}{\hbar\sqrt{V}}\xi_{\mathbf{k}}^\dagger \cdot \hat{S}, \quad (8)$$

whose retarded solution contains two terms

$$\hat{b}_{\mathbf{k}}(t) = \hat{b}_{\mathbf{k}}(0)e^{-i\omega_{\mathbf{k}}t} + \frac{i}{\hbar\sqrt{V}}\xi_{\mathbf{k}}^\dagger \cdot \int_0^t dt' \hat{S}(t')e^{-i\omega_{\mathbf{k}}(t-t')}. \quad (9)$$

Therefore, the time evolution of the bath operator can be written as $\hat{B}^{WV}(t) = \hat{B}_{\text{induced}}^{WV}(t) + \hat{B}_{\text{response}}^{WV}(t)$. The first term represents the internally evolving bath which is given by $\hat{B}_{\text{induced}}^{WV}(t) = \frac{1}{\sqrt{V}} \sum_{\mathbf{k}} \hat{b}_{\mathbf{k}}(0)e^{-i\omega_{\mathbf{k}}t} \xi_{\mathbf{k}} + \text{h.c.}$, while $\hat{B}_{\text{response}}^{WV}(t)$ contains information about the system's past trajectory,

$$\hat{B}_{\text{response}}^{WV}(t) = \int_0^\infty dt' \mathcal{K}^{WV}(t-t') \hat{S}(t'), \quad (10)$$

where $\mathcal{K}^{WV}(t-t')$ is the memory kernel (a tensor),

$$\mathcal{K}^{WV}(t-t') = \frac{\Theta(t-t')}{V} \sum_{\mathbf{k}} g_{\mathbf{k}}^2 \epsilon_{\mathbf{k}} \epsilon_{\mathbf{k}}^\dagger \frac{\sin \omega_{\mathbf{k}}(t-t')}{\omega_{\mathbf{k}}}. \quad (11)$$

Here, the $\xi_{\mathbf{k}}$ have been expressed by the unit polarisation vectors $\epsilon_{\mathbf{k}}$ (see after eq. (5)) and $\Theta(t-t')$ is the Heaviside function, which ensures that the bath responds only to the past state of the system, *i.e.*, $t' < t$.

For large volume V , the summation over \mathbf{k} in eq. (11) can be transformed into a frequency integration as in eq. (4). The projection on polarization vectors, averaged over an isofrequency surface Ω , is taken into account by a ($d_s \times d_s$) positive Hermitian matrix $g_\omega^2 \mathcal{M}_\omega = (\Omega)^{-1} \int d\Omega g_{\mathbf{k}}^2 \epsilon_{\mathbf{k}} \epsilon_{\mathbf{k}}^\dagger$, where the matrix \mathcal{M}_ω is normalized to unit trace and g_ω^2 is a scalar. With these notations, the memory tensor in the wave vector approach is

$$\mathcal{K}^{WV}(t-t') = \Theta(t-t') \int_0^\infty d\omega g_\omega^2 \mathcal{M}_\omega D_\omega \frac{\sin \omega(t-t')}{\omega}. \quad (12)$$

Turning now to the frequency approach, the dynamics of the bath operator \hat{X}_ω in eq. (7) follows a driven oscillator equation

$$\frac{d^2 \hat{X}_\omega}{dt^2} + \omega^2 \hat{X}_\omega = \mathcal{C}_\omega^T \hat{S}. \quad (13)$$

Its exact solution is

$$\hat{X}_\omega(t) = \hat{X}_\omega(0) \cos \omega t + \hat{P}_\omega(0) \sin \omega t + \int_{-\infty}^\infty dt' G_\omega(t-t') \mathcal{C}_\omega^T \hat{S}(t'), \quad (14)$$

where $G_\omega(t-t') = \Theta(t-t') \sin \omega(t-t')/\omega$ is the retarded Green's function. Inserting this solution in eq. (7) leads again to induced and response evolution parts given, respectively, by $\hat{B}_{\text{induced}}^F(t) = \int_0^\infty d\omega \cdot (\hat{X}_\omega(0) \cos \omega t + \hat{P}_\omega(0) \sin \omega t)$ and

$$\hat{B}_{\text{response}}^F(t) = \int_0^\infty d\omega \int_0^\infty dt' G_\omega(t-t') \mathcal{C}_\omega \mathcal{C}_\omega^T \hat{S}(t'). \quad (15)$$

Comparing with eq. (10) one can identify the memory kernel tensor in the frequency approach as

$$\mathcal{K}^F(t-t') = \int_0^\infty d\omega \mathcal{C}_\omega \mathcal{C}_\omega^T G_\omega(t-t'). \quad (16)$$

Coupling function \mathcal{C}_ω vs. DOS D_ω . – Since eqs. (12) and (16) describe the same memory effects, we may set them equal, leading to

$$\mathcal{C}_\omega \mathcal{C}_\omega^T = g_\omega^2 \mathcal{M}_\omega D_\omega. \quad (17)$$

This relation links the system-bath couplings in the two approaches, *i.e.*, the DOS D_ω is proportional to the Hermitian “square” of the coupling function \mathcal{C}_ω . This is the first result of the paper.

The result (17) may be applied to any quantum system that interacts linearly with a bosonic bath. For instance, magnetic materials in which spins \hat{S} relax in contact with a phonon reservoir have been studied extensively [13,17,31]. The noise-affected occupation of fermionic modes in a double quantum dot [32], and the behaviour of an impurity in a Bose-Einstein condensate environment [33] are other examples.

Note that in eq. (17) the dimension of the system is either smaller than or equal to the dimension of the bath, *i.e.*, $d_s \leq d$. A rectangular ($d_s \times d$) coupling matrix C_ω may model a graphene-on-substrate structure, where the electronic system ($d_s = 2$) is in contact with a 3D phononic bath [34]. An example for equal dimensions is a 3D spin vector that couples to a 3D phononic environment [17].

Specific examples. – In this second part of the paper, we wish to use eq. (17) to obtain coupling function estimates from experimentally measurable quantities. To do so we have to drop generality and make a number of simplifying assumptions.

First, we assume isotropic coupling to an isotropic bath, and set $C_\omega = \mathbb{1}_{d_s} C_\omega$ with scalar C_ω , and $\mathcal{M}_\omega = \mathbb{1}_{d_s}/d_s$. Second, for simplicity, we assume a frequency-independent g so that the frequency-dependent impact of the coupling is captured by D_ω alone. This is a common approximation for quantum optics systems [35,36], while examples of condensed matter systems where this approximation holds over a range of frequencies are limited [2]. Whenever a non-trivial g_ω is known for a specific context, such as a power-law behaviour $\propto \omega^p$, this can be included in eq. (17) separately from the DOS' ω -dependence. To establish such g_ω requires microscopic models for specific physical situations, which make several approximation steps. For example, a derivation of the electron-phonon interactions in quantum dots [25] was given in [24].

These assumptions reduce eq. (17) to the scalar equation

$$C_\omega^2 = \frac{g^2}{d_s} D_\omega, \quad (18)$$

with system dimension d_s . We will base the following discussion of examples for the coupling functions C_ω on this simpler scalar form.

Debye approximation. – In condensed matter physics, the Debye model is used to describe the phonon contribution to a crystal's thermodynamic properties. It assumes an acoustic dispersion, *i.e.*, $\omega = c|\mathbf{k}|$ with an averaged sound speed c , resulting in 3D in [21]

$$D_\omega^{\text{Deb}} = \frac{3\omega^2}{2\pi^2 c^3} \Theta(\omega_D - \omega). \quad (19)$$

Here ω_D is the Debye frequency, *i.e.*, the maximum bath frequency, which in practice is taken to be near the edge of the Brillouin zone. For example, for gold, see fig. 2(a), the Debye model fits the DOS data reasonably well in frequency region *I* up to ≈ 1.4 THz.

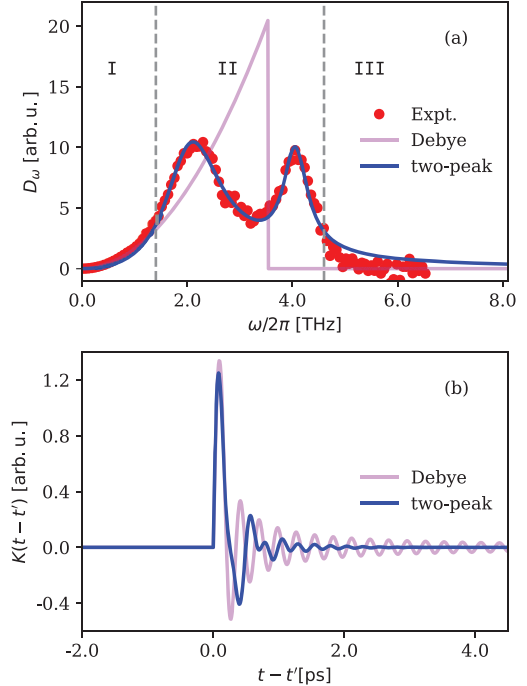


Fig. 2: (a) Debye DOS (pink solid line, eq. (19)) and two-peak Lorentzian DOS (blue solid line, eq. (22)) fitted to a measured phonon DOS for gold (red dots) reported as in ref. [37]. The Debye frequency for gold is $\omega_D/2\pi = 3.54$ THz given in ref. [21]. Fit specified peak frequencies $\omega_{0,j}$, widths Γ_j and peak ratios A_j/A_1 are given in table 1. The grey dashed lines separate three frequency regimes discussed in the main text. (b) Memory kernels $\mathcal{K}(t-t')$ corresponding to Debye DOS and two-peak Lorentzian DOS.

For the Debye DOS, our relation eq. (18) implies the coupling function (setting $d_s = d = 3$)

$$C_\omega^{\text{Deb}} = \frac{g\omega}{\sqrt{2\pi^2 c^3}} \Theta(\omega_D - \omega). \quad (20)$$

The scaling of C_ω^{Deb} implies that the spectral density $J(\omega) \propto C_\omega^2/\omega$ is Ohmic, *i.e.*, $J(\omega) \propto \omega$. Hence, the 3D Debye model with constant coupling g in the wave vector approach captures the same relaxation dynamics as an Ohmic bath in the frequency approach.

Beyond 3D cubic lattices, D_ω will depend on the dimensionality and lattice symmetry. What happens if the lattice is effectively two- or one-dimensional? To answer this, let us imagine a dD isotropic lattice with volume $V = Na^d$. The volume element of such a lattice in \mathbf{k} -space corresponds to $d^d k = \Omega_d k^{d-1} dk$ where $\Omega_d = 2, 2\pi, 4\pi$ is the dD solid angle for $d = 1, 2, 3$, respectively.

Analogously to the 3D lattice, using the acoustic dispersion with an averaged sound speed c , one finds the dD Debye DOS

$$D_\omega^{(d)} = \frac{\Omega_d \omega^{d-1}}{(2\pi c)^d} \Theta(\omega_D - \omega). \quad (21)$$

Via eq. (18) we obtain the power-law $C_\omega \propto \omega^{(d-1)/2}$ for the corresponding coupling functions which implies spectral

Table 1: Fit parameters of two-peak Lorentzian DOS, see eq. (22), matched to the experimentally measured DOS for gold reported in ref. [37] (see fig. 2(a)).

Peak j	Frequency $\omega_{0,j}/2\pi$ [THz]	Width $\Gamma_j/2\pi$ [THz]	Ratio A_j/A_1
1	2.11	1.3	1
2	4.05	0.56	0.15

densities $J(\omega) \propto \omega^{d-2}$. Thus, isotropic baths in 2D or 1D behave in a distinctly sub-Ohmic way.

Inferring coupling functions from DOS data.

– Here we wish to go beyond the conceptually useful Debye model, and fully specify the functional form of C_ω , given experimentally accessible DOS data that characterise the phononic environment.

A generic feature of real materials is a structured DOS, which shows several peaks [37,38]. Sums of Lorentzian or Gaussian functions are two convenient candidates to approximate such peaky shaped densities [39]. Here, we fit experimentally measured DOS for gold [37] (and iron [38] in the SM) and theoretically computed DOS for YIG [40] to a function consisting of multiple Lorentzians,

$$D_\omega^{\text{Lor}} = \frac{6A_1}{g^2\pi} \sum_{j=1}^{\nu} \frac{A_j\Gamma_j}{A_1} \frac{\omega^2}{(\omega_{0,j}^2 - \omega^2)^2 + \Gamma_j^2\omega^2}. \quad (22)$$

The fits, see figs. 2(a), 3 and figure in the SM, reveal the material specific peak frequencies $\omega_{0,j}$, peak widths Γ_j and peak ratios A_j/A_1 , see table 1 and tables in the SM, while the first peak amplitude A_1 remains undetermined. Fixing A_1 would require information additional to the DOS, such as the system’s relaxation rate due to interaction with the phonon bath. Note that phonon DOS are generally slightly temperature dependent [38]. Hence the fit parameters in eq. (22) will be (usually weak) functions of temperature, a dependence that only matters when a large range of temperatures is considered.

The peak widths in eq. (22) determine a characteristic memory time $1/\Gamma_j$. However, beyond this single timescale number, the functional dependence of the memory is fully determined by the kernel eq. (12), which for multi-peak Lorentzians is proportional to

$$\mathcal{K}^{\text{Lor}}(t-t') \propto \sum_j^{\nu} A_j e^{-\frac{\Gamma_j(t-t')}{2}} \frac{\sin(\omega_{1,j}(t-t'))}{\omega_{1,j}} \Theta(t-t'), \quad (23)$$

with $\omega_{1,j} = \sqrt{\omega_{0,j}^2 - \Gamma_j^2/4}$. The degree of memory introduced by this kernel into a system’s dynamics could be quantified in terms of several non-Markovianity measures, see, *e.g.*, [41–44].

For gold, fig. 2(a) shows the phonon DOS measured by Muñoz *et al.* [37], together with our two-peak Lorentzian

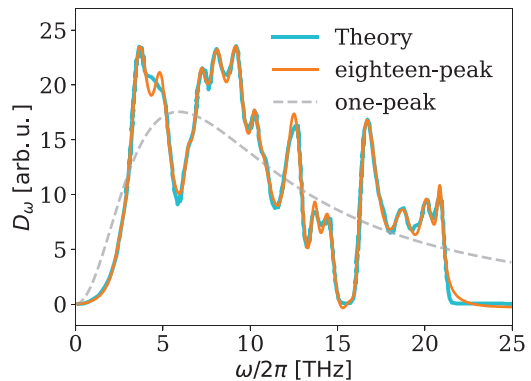


Fig. 3: Illustration of eighteen-peak Lorentzian DOS, eq. (22), (orange curve) fitted to the theoretically predicted phonon DOS D_ω for YIG (cyan curve) reported in ref. [40]. The grey dashed line shows a single-peak Lorentzian fit. The fitted peak frequencies $\omega_{0,j}$, widths Γ_j and amplitude ratios A_j/A_1 can be found in table 2 in the SM.

fit. The fit gives good agreement in all frequency regimes, with a slightly slower decay in region *III* than the measured DOS. For a system coupled to phonons in gold, the peak widths (see table 1) immediately imply a characteristic memory time in the picosecond range. The relevant kernel is shown (blue) in fig. 2(b) for the two-peak fitted DOS of gold shown in fig. 2(a). Using the Debye model instead would give a qualitatively different behaviour: the pink curve shows a distinctly slower long-time tail, due to the sharp cutoff at the Debye frequency. Note also that without any cutoff, the kernel would be $\mathcal{K}(t-t') \propto \partial_{t'}\delta(t-t')$, implying no memory [17]. In contrast, the Lorentzian fit (blue) provides a quantitatively accurate memory kernel.

Our approach may provide a more realistic picture of the magnetization dynamics based on actual material data. YIG [45,46] is a typical magnetic insulator in which the relaxation of a spin DoF \hat{S} is dominated by the coupling to phonons [47], similar to magnetic alloys like Co-Fe [48], while in metallic materials, the coupling to electrons is more relevant [49]. Figure 3 illustrates a theoretically computed DOS for YIG [40] with a fit that contains eighteen Lorentzians. (Parameters are displayed in table 2 in the SM.) In this fit, a few negative amplitudes A_j in eq. (22) are needed to reproduce the gap near 16 THz, however, the total D_ω remains positive. Using additional information of the typical Gilbert damping parameter for this material [50], also the peak amplitude A_1 can be determined (see the SM).

More generally, via eq. (18) the parameters of the multi-peak DOS (22) immediately specify the functional form of the coupling C_ω of a system to a phononic bath in real materials. This second result of the paper will be useful for modelling the Brownian motion of spins [17,51] and in applications such as quantum information processing with solid-state spin systems [52].

Conclusion. – We have derived the general relation (17) that translates the function C_ω , determining the coupling of a generic system to a bosonic bath at various frequencies, into the density of states D_ω of the latter. This was achieved by evaluating the memory kernel of dynamical bath variables in two equivalent approaches. Several applications of the relation were then discussed. We demonstrated how for systems damped by phonons in 3D with a frequency-independent g , Debye’s quadratic DOS captures the same physics as a linear coupling function C_ω which corresponds to an Ohmic spectral density. Secondly, we have established how to infer C_ω from the measured DOS of a material, such that it reflects the specific properties of the material. Given that real materials have densities of states with multiple peaks, the typical picture which emerges from our general relation (17) is that the coupling function is non-Ohmic and memory effects in the system dynamics become important. The corresponding time scales (in the ps range, *e.g.*, for gold in fig. 2(b)) can be conveniently determined by fitting multiple Lorentzians to the bath DOS.

Future work could address how to extend relation (17) to systems interacting with multiple independent baths. This should be suitable for non-equilibrium settings involving different temperatures [53], as used in heat transport [54]. The impact of memory may also change the behaviour of systems like superconducting qubits or two-level systems that are in contact with two baths [55,56].

We thank JORGE A. MUÑOZ, LISA M. MAUGER and BRENT FULTZ for sharing their experimental data. We would also like to thank JOSEPH BARKER, LUIS CORREA, and SIMON HORSLEY for illuminating discussions, and MATIAS BARGHEER for comments on an early draft of the paper. We gratefully acknowledge funding for this research from the University of Potsdam.

REFERENCES

- [1] BREUER H. P. and PETRUCCIONE F., *The Theory of Open Quantum Systems* (Oxford University Press) 2002.
- [2] WEISS U., *Quantum Dissipative Systems* (World Scientific, Singapore) 2012.
- [3] KRINNER L., STEWART M., PAZMIÑO A., KWON J. and SCHNEBLE D., *Nature*, **559** (2018) 589.
- [4] MANISCALCO S., PILO J., INTRAVAIA F., PETRUCCIONE F. and MESSINA A., *Phys. Rev. A*, **69** (2004) 052101.
- [5] STEWART M., KRINNER L., PAZMIÑO A. and SCHNEBLE D., *Phys. Rev. A*, **95** (2017) 013626.
- [6] RONZANI A., KARIMI B., SENIOR J., CHANG Y. C., PELTONEN J. T., CHEN C. and PEKOLA, J. P., *Nat. Phys.*, **14** (2018) 991.
- [7] SEMIN V. and PETRUCCIONE F., *Sci. Rep.*, **10** (2020) 1.
- [8] DEFFNER S. and LUTZ E., *Phys. Rev. Lett.*, **111** (2013) 010402.
- [9] WILHELM F. K., KLEFF S. and VON DELFT J., *Chem. Phys.*, **296** (2004) 345.
- [10] HANSON R., DOBROVITSKI V. V., FEIGUIN A. E., GYWAT O. and AWSCHALOM D. D., *Science*, **320** (2008) 352.
- [11] LÜSCHEN H. P., BORDIA P., HODGMAN S. S., SCHREIBER M., SARKAR S., DALEY A. J., FISCHER M. H., ALTMAN E., BLOCH I. and SCHNEIDER U., *Phys. Rev. X*, **7** (2017) 011034.
- [12] VERSTRAETE F., WOLF M. M. and CIRAC J. I., *Nat. Phys.*, **5** (2009) 633.
- [13] THORWART M. and HANGGI P., *Phys. Rev. A*, **65** (2001) 012309.
- [14] KLIESCH M., BARTHEL T., GOGOLIN C., KASTORYANO M. and EISERT J., *Phys. Rev. Lett.*, **107** (2011) 120501.
- [15] BRAMBILLA N., ESCOBEDO M. A., STRICKLAND M., VAIRO A., VANDER GRIEND P. and WEBER J. H., *J. High Energy Phys.*, **2021** (2021) 136.
- [16] TEH H. H., JIN B. Y. and CHENG Y. C., *J. Chem. Phys.*, **150** (2019) 224110.
- [17] ANDERS J., SAIT C. R. J. and HORSLEY S. A. R., *New J. Phys.*, **24** (2022) 033020.
- [18] LIU H. B., YANG W. L., AN J. H. and XU Z. Y., *Phys. Rev. A*, **93** (2016) 020105.
- [19] ZOU H. M., LIU R., LONG D., YANG J. and LIN D., *Phys. Scr.*, **95** (2020) 085105.
- [20] SHABANI A. and LIDAR D. A., *Phys. Rev. A*, **71** (2005) 020101.
- [21] CHEN G., *Nanoscale Energy Transport and Conversion: A Parallel Treatment of Electrons, Molecules, Phonons, and Photons* (Oxford University Press) 2005.
- [22] AMENT L. J., VAN VEENENDAAL M., DEVEREAUX T. P., HILL J. P. and VAN DEN BRINK J., *Rev. Mod. Phys.*, **83** (2011) 705.
- [23] BAYLE M., COMBE N., SANGEETHA N. M., VIAU G. and CARLES R., *Nanoscale*, **6** (2014) 9157.
- [24] NAZIR A. and MCCUTCHEON D. P., *J. Phys.: Condens. Matter*, **28** (2016) 103002.
- [25] CALARCO T., DATTA A., FEDICHEV P., PAZY E. and ZOLLER P., *Phys. Rev. A*, **68** (2003) 012310.
- [26] BULLA R., PRUSCHKE T. and HEWSON A. C., *J. Phys.: Condens. Matter*, **9** (1997) 10463.
- [27] BULLA R., LEE H. J., TONG N. H. and VOJTA M., *Phys. Rev. B*, **71** (2005) 045122.
- [28] VON REPERT A., WILLIG L., PUDELL J. E., ZEUSCHNER S. P., SELIGE G., GANSS F., HELLWIG O., ARREGI J. A., UHLÍ V., CRUT A. and BARGHEER M., *Sci. Adv.*, **6** (2020) eaba1142.
- [29] BAR-GILL N., PHAM L. M., BELTHANGADY C., LE SAGE D., CAPPELLARO P., MAZE J. R., LUKIN M. D., YACOBY A. and WALSWORTH R., *Nat. Commun.*, **3** (2012) 1.
- [30] FUCHS G. D., DOBROVITSKI V. V., TOYLI D. M., HEREMANS F. J., WEIS C. D., SCHENKEL T. and AWSCHALOM D. D., *Nat. Phys.*, **6** (2010) 668.
- [31] COSTI T. A. and MCKENZIE R. H., *Phys. Rev. A*, **68** (2003) 034301.
- [32] PURKAYASTHA A., GUARNIERI G., MITCHISON M. T., FILIP R. and GOOLD J., *npj Quantum Inf.*, **6** (2020) 1.

- [33] LAMPO A., LIM S. H., GARCIA-MARCH M. A. and LEWENSTEIN M., *Quantum*, **1** (2017) 30.
- [34] CUSATI T., FIORI G., GAHOI A., PASSI V., LEMME M.C., FORTUNELLI A. and IANNACCONE G., *Sci. Rep.*, **7** (2017) 1.
- [35] CARMICHAEL H. J., *Statistical Methods in Quantum Optics 2: Non-classical Fields* (Springer, Berlin) 2009.
- [36] COHEN-TANNOUJDI C., DUPONT-ROC J. and GRYNBERG G., *Atom-Photon Interactions — Basic Processes and Applications* (Wiley, New York) 1992.
- [37] MUÑOZ J. A., LUCAS M. S., MAUGER L., HALEVY I., HORWATH J., SEMIATIN S. L., XIAO Y., CHOW P., STONE M. B., ABERNATHY D. L. and FULTZ B., *Phys. Rev. B*, **87** (2013) 014301.
- [38] MAUGER L., LUCAS M. S., MUÑOZ J. A., TRACY S. J., KRESCH M., XIAO Y., CHOW P. and FULTZ B., *Phys. Rev. B*, **90** (2014) 064303.
- [39] LEMMER A., CORMICK C., TAMASCELLI D., SCHAEZT T., HUELGA S. F. and PLENIO M. B., *New J. Phys.*, **20** (2018) 073002.
- [40] WANG L. W., XIE L. S., XU P. X. and XIA K., *Phys. Rev. B*, **101** (2020) 165137.
- [41] BREUER H. P., LAINE E. M. and PIILO J., *Phys. Rev. Lett.*, **103** (2009) 210401.
- [42] RIVAS A., HUELGA S. F. and PLENIO M. B., *Phys. Rev. Lett.*, **105** (2010) 050403.
- [43] GUARNIERI G., NOKKALA J., SCHMIDT R., MANISCALCO S. and VACCHINI B., *Phys. Rev. A*, **94** (2016) 062101.
- [44] ANTO-SZTRIKACS N. and SEGAL D., *Phys. Rev. A*, **104** (2021) 052617.
- [45] BARKER J., PASHOV D. and JACKSON J., *Electron. Struct.*, **2** (2020) 044002.
- [46] BARKER J. and ATXITIA U., *J. Phys. Soc. Jpn.*, **90** (2021) 081001.
- [47] MAEHRLEIN S. F., RADU I., MALDONADO P., PAARMANN A., GENSCHE M., KALASHNIKOVA A. M., PISAREV R. V., WOLF M., OPPENEER P. M., BARKER J. and KAMPFRATH T., *Sci. Adv.*, **4** (2018) eaar5164.
- [48] SCHOEN M. A., THONIG D., SCHNEIDER M. L., SILVA T. J., NEMBACH H. T., ERIKSSON O., KARIS O. and SHAW J. M., *Nat. Phys.*, **12** (2016) 839.
- [49] KÖRMANN F., GRABOWSKI B., DUTTA B., HICKEL T., MAUGER L., FULTZ B. and NEUGEBAUER J., *Phys. Rev. Lett.*, **113** (2014) 165503.
- [50] KRYSZTOFIK A., COY L. E., KUSWIK P., ZALESKI K., GLOWINSKI H. and DUBOWIK J., *Appl. Phys. Lett.*, **111** (2017) 192404.
- [51] COFFEY W. T., KALMYKOV Y. P. and TITOV S. V., *Thermal Fluctuations and Relaxation Processes in Nanomagnets* (World Scientific, Singapore) 2020.
- [52] HEGDE S. S., ZHANG J. and SUTER D., *Phys. Rev. Lett.*, **124** (2020) 220505.
- [53] MILLEN J., DEESUWAN T., BARKER P. and ANDERS J., *Nat. Nanotechnol.*, **9** (2014) 425.
- [54] DHAR A., *Adv. Phys.*, **57** (2008) 457.
- [55] SENIOR J., GUBAYDULLIN A., KARIMI B., PELTONEN J. T., ANKERHOLD J. and PEKOLA J. P., *Commun. Phys.*, **3** (2020) 1.
- [56] SEGAL D. and NITZAN A., *Phys. Rev. Lett.*, **94** (2005) 034301.