



University of Dundee

Improving patient understanding on discharge from the short stay unit

Cook, Jenna Lauren Elizabeth; Fioratou, Evie; Davey, Peter; Urquhart, Lynn

Published in:
BMJ Open Quality

DOI:
[10.1136/bmjopen-2021-001810](https://doi.org/10.1136/bmjopen-2021-001810)

Publication date:
2022

Licence:
CC BY-NC

Document Version
Publisher's PDF, also known as Version of record

[Link to publication in Discovery Research Portal](#)

Citation for published version (APA):

Cook, J. L. E., Fioratou, E., Davey, P., & Urquhart, L. (2022). Improving patient understanding on discharge from the short stay unit: an integrated human factors and quality improvement approach. *BMJ Open Quality*, 11(3), [e001810]. <https://doi.org/10.1136/bmjopen-2021-001810>

General rights

Copyright and moral rights for the publications made accessible in Discovery Research Portal are retained by the authors and/or other copyright owners and it is a condition of accessing publications that users recognise and abide by the legal requirements associated with these rights.

- Users may download and print one copy of any publication from Discovery Research Portal for the purpose of private study or research.
- You may not further distribute the material or use it for any profit-making activity or commercial gain.
- You may freely distribute the URL identifying the publication in the public portal.

Take down policy

If you believe that this document breaches copyright please contact us providing details, and we will remove access to the work immediately and investigate your claim.

BMJ Open Quality Improving patient understanding on discharge from the short stay unit: an integrated human factors and quality improvement approach

Jenna Lauren Elizabeth Cook,¹ Evie Fioratou,¹ Peter Davey,¹ Lynn Urquhart²

To cite: Cook JLE, Fioratou E, Davey P, *et al.* Improving patient understanding on discharge from the short stay unit: an integrated human factors and quality improvement approach. *BMJ Open Quality* 2022;**11**:e001810. doi:10.1136/bmjopen-2021-001810

► Additional supplemental material is published online only. To view, please visit the journal online (<http://dx.doi.org/10.1136/bmjopen-2021-001810>).

Received 6 January 2022
Accepted 8 August 2022



© Author(s) (or their employer(s)) 2022. Re-use permitted under CC BY-NC. No commercial re-use. See rights and permissions. Published by BMJ.

¹University of Dundee School of Medicine, Dundee, UK

²Infectious Diseases and Acute Medicine, NHS Tayside, Dundee, UK

Correspondence to

Jenna Lauren Elizabeth Cook;
Jlecook@dundee.ac.uk

ABSTRACT

This intervention used a systems approach to improve patient understanding on discharge from the adult acute medicine short stay unit (SSU). Patient understanding was assessed across five domains: diagnosis, medication changes, follow-up care, return instructions and knowing who their consultant was. The aim of this approach was that at least 90% of patients achieved near-complete understanding (score >4) on questionnaire across all five discharge domains by the end of April 2021. Pre-intervention most patients received verbal instructions and only a minority received written information. Through staff interviews, we identified the electronic discharge document (EDD) as a practical source of written information. However, testing with patients showed that the format required substantial redesign to be written in patient-friendly language, using signposting, spacing information out and avoiding jargon. The effect of this intervention was assessed with a structured telephone questionnaire, which included both a patient self-rated score and a comparative understanding score to assess true patient understanding of the revised EDD. Pre-intervention 29 discharged patients were interviewed across 10 days and post-intervention 10 patients were interviewed in 7 days. Patients consistently over-rated their understanding of discharge information. Only one patient achieved the aim of comparative understanding >4 across all domains post-intervention. Understanding improved across all but one of the domains, the exception being medication changes. An important unanticipated consequence was that interviews identified inconsistencies in EDD information and gaps in patient understanding, which required escalation to the SSU team. In summary, this intervention improved patient understanding across four of the five domains. However, further work is required on process reliability for the redesigned EDD and on improving understanding of medication changes. Furthermore, the interviews revealed clinically important inconsistencies in EDD information and gaps in patient understanding.

PROBLEM

Our SMART (specific, measurable, attainable, relevant, time-bound) objective was to improve patient understanding of the discharge domains of diagnosis, medication changes, follow-up care, return instructions

WHAT IS ALREADY KNOWN ON THIS TOPIC

⇒ Patient understanding is limited on discharge and can lead to poor patient outcomes. Common methods of improvement include using the teach-back technique, nurse-led discharge and patient summaries.

WHAT THIS STUDY ADDS

⇒ Patient-friendly summaries show objective improvement on patients understanding of their discharge domains.
⇒ Highlights patient self-rated understanding is inappropriately elevated compared with actual understanding.

HOW THIS STUDY MIGHT AFFECT RESEARCH, PRACTICE OR POLICY

⇒ Encourage wards to adopt our intervention by addressing discharge documents to the patient using simple language and signposting to improve their understanding.

and patients knowing who their consultant was in the short stay unit (SSU) by attaining a score of at least 4 (near-complete understanding) on all questionnaire domains in 90% of the patients by April 2021. Previous studies have shown that patient understanding on discharge from hospital is limited^{1–5} and that this is associated with poor outcomes including increased risk of readmission to hospital.^{5–8}

The SSU at Ninewells Hospital in Dundee, Scotland, receives adult patients from the Acute Medical Admissions Unit who require an additional 24–72 hours care.⁹ After this period, they are either discharged home or transferred to a speciality ward. The team involves acute care consultants, doctors in training, nursing staff, healthcare support workers, a pharmacist and administrative staff.

The SSU team had identified improving patient information as an important organisational aim,¹⁰ but had no data about the



extent of the problem in the SSU. The project focused on the improvement aims of being patient-centred and efficient.¹¹ The aim of this approach was to improve understanding on the discharge domains of diagnosis, medication changes, follow-up care, return instructions and patients knowing who their consultant was in the SSU.

During pre-intervention data collection it was shown that the patients had a poor understanding of their discharge domains. One out of five patients had no comparative understanding of their diagnosis with 31% responding neither agree nor disagree or lower for understanding their diagnosis, 17% did not know symptoms that would prompt them to revisit a doctor, 69% did not know who their consultant was and 42% of the patients had only partial concordance or lower for understanding instructions to take their medications.

In addition, average patient understanding varied greatly based on day of discharge, which could suggest different clinical teams were more effective at conveying patient understanding than others due to time constraints or other external environment factors. Furthermore, the gap between patient self-rated understanding and comparative understanding increased with age displaying that the older patients are the more likely they are to overestimate their understanding.

During the study and planning period, there were changes to standard practice for the discharge of patients. In the planning phase, discharged patients had only verbal instructions and a copy of their electronic discharge document (EDD) was sent to their general practitioner (GP). Occasionally on patient request, their EDD would be printed out and given to them. A week prior to pre-intervention data collection, a new EDD format was introduced with no prior training to staff. Then, after 1 week of pre-intervention data collection, hospital policy changed so that nursing staff were requested to give a copy of the EDD to all discharged patients. Hence, pre-intervention data collection includes 1 week of previous standard practice of solely verbal instructions and 1 week of new standard practice of giving patients a copy of their EDD. The intervention included adaptation of the EDD format in response to feedback from patients.

BACKGROUND

Previous studies have shown that patient understanding is limited on discharge.^{1-4 12-14} Potential causes include: time constraints,^{2 5 13 15 16} limited capacity for staff to convey complicated important information,^{1 7 17} poor patient health literacy^{13 16 18 19} and patient culture of not asking or clarifying questions.^{2 5} The result is that the patients and their families are frequently unable to properly understand key medical information, for example, knowing their diagnosis,⁷ any changes to their medications,^{7 20} plans for follow-up and instructions for return.^{7 20 21}

To make improvements in a system you must understand it well 'Without understanding, there could be

a focus on changes that do not lead to improvements and might even make things worse'.²² We applied the SEIPS (Systems Engineering in Patient Safety) V.2.0 human factors model to understand the work system for discharge from the SSU and to identify opportunities for collaboration and communication between clinicians and the patient.²³

The SSU is fast paced to meet high flow of incoming patients, with the potential to cause the discharge process to be rushed in response to external environment pressures.^{7 13 15-17} Patient understanding about discharge plans is dependent on the people in the working system, who are the patients as well as the clinicians.²³ Challenges for the clinicians include pitching information at the patient education level or health literacy,^{3 7 18} avoiding medical jargon^{4 6 20} and managing the large amount of information that must be given at once.¹⁷ Moreover, patients are likely to be fatigued and stressed at the time of discharge.^{7 8 17 24} These are all barriers to understanding, especially if information is only conveyed verbally.

The EDD provides an opportunity to give written information to patients. This is a summary document sent to patient's GP on their hospital stay. However, this is likely to be written in medical language that is typically above patient's reading age,^{6 20} which in the UK has been estimated at 9 years old.²⁵ Our intervention involved collaborative work between staff and patients to improve the format of written information from the EDD. In addition to collecting information about self-reported understanding we assessed patients' knowledge, because previous studies have shown that they may overestimate their understanding.^{3 4 14} Some studies report that only 20% of the patients are aware of their comprehension deficit.^{5 26}

MEASUREMENT

Process measures:

1. Percentage of patients receiving an EDD on discharge from hospital
2. Percentage of patients receiving an EDD in patient-friendly language on discharge from hospital.

Outcome measures:

1. Primary: Patient understanding of discharge domains was measured by telephone questionnaire. This assessed both self-rated understanding and actual understanding in comparison with the EDD. A dual assessment was undertaken as literature highlighted self-rated understanding was greater than actual.³⁻⁵ The questionnaire was adapted from two validated tools from the Picker Institute (the Picker Patient Experience Questionnaire)²⁷ and Emergency Department Consumer Assessment of Healthcare Providers and Systems (ED CAHPS).²⁸
2. Secondary: Patient confidence in managing their condition with information received while in hospital; measured on a Likert scale at the end of the telephone

questionnaire. To assess whether improved information is giving increased confidence.

Balancing measures:

1. Staff survey about time pressures and satisfaction with communication assessed by a paper questionnaire given on the ward, with both Likert responses and a free text box. This was to help the sustainability of the change by monitoring any negative staff impact.

Operational definition of primary outcome

Comparative score: A score of 1–5 based on comparison of patient verbal responses to the patient notes (EDD) and scoring using predefined tabular criterion. *Score done on all patients interviewed pre-intervention and post-intervention.* Mean ‘patient’ score was calculated by averaging patient data from survey questions 8, 12, 13, 15, 16 and 17, which was self-evaluated on a scale of 1–5. Mean ‘comparison’ understanding score was calculated by averaging patient data from survey questions 8, 12, 13, 15, 16 and 17.

DESIGN

A 4-week pre-interventional and post-interventional study in the form of telephone questionnaires evaluated the effect of giving a patient a copy of their adapted EDD on the understanding of five discharge domains: diagnosis, medication changes, follow-up plans, return instructions and who their consultant was. The design of the intervention was informed by previous interventions (see Background). Improving patient experience and information is a priority for NHS Tayside.

The improvement team included acute care consultants, senior charge nurse, foundation year doctor, ward admin and office admin staff.

Patients were first involved by asking what their preference for receiving written information was which then informed the design of the patient-friendly discharge document. Many Plan-Do-Study-Act (PDSA) cycles were then conducted (table 1) on structuring questions and documenting responses by telephone questionnaire. The outcome measures were chosen to assess how to best help patients understand more about their hospital stay.

We anticipated that recruitment of representative patients would be challenging and would require clear, prespecified inclusion and exclusion criteria informed by other studies. Inclusion criteria: Patients discharged from the SSU, >18 years, fluent in English, cognitively capable, being discharged back to their home and not a secondary care facility and gave informed consent to participate in the study.^{5 8 29–32} In addition, post-intervention we only included patients who had received a copy of their EDD.^{5 8 29–31} Exclusion criteria included receiving treatment for alcohol misuse,^{2 5} in isolation on ward for COVID-19 or had a standing warning for violence. As patients had to be consented before accessing their notes, some were excluded after consented.

The intervention was based on available literature, adapted to changing COVID-19 restrictions and informed

by healthcare team and patient opinion collected through multiple PDSA cycles (table 1).

The healthcare team’s main concern with change ideas were time taken to complete them, hence the change idea was integrated into tasks already undertaken. The change idea was to restructure the ‘Correspondence to the GP’ section of the EDD to be written in simple terms to the patient. This is a summary document sent to patient’s GP on their hospital stay. The patient-friendly structure was informed by patient preference using signposting, spacing information out and avoiding jargon, as tested in a PDSA cycle. Prior to implementation, a PowerPoint teaching session was delivered to doctor staff⁵ explaining how to structure this document along with a summary document (online supplemental appendix 1). The suggested template for the patient-friendly document was laminated and put in the doctor’s room where EDDs were written. Previous success in similar settings was achieved with printed materials^{3 33 34} for patients and this change idea coincided with staff preference for time-effectiveness, hence was expected to succeed. In addition, as this task was integrated into existing systems the change was thought to be sustainable.

Foundation doctors were encouraged to signpost verbal information to the patient to increase the likelihood of patient understanding³⁴ and to use the teach-back method in a nurturing way.⁵ This combination of verbal information bridges the gap of health literacy in patients and is preferred by patients.^{5 34 35}

The period was chosen to coincide with deadlines and likelihood of yielding a substantial sample size as informed by observations. Telephone questionnaires/interviews were a common data collecting technique used in patient understanding studies^{3 5 12 26 32 33 36–38} and with COVID-19, the safest way to collect data. The questionnaire was administered verbally to not disadvantage^{39 40} patients with a low literacy. Likewise, a written questionnaire was likely to be incomplete and disadvantage those with poor literacy or vision.

The likely problem to encounter was yielding a suitable sample due to poor telephone questionnaire response, this was attempted to be overcome by consenting all possible patients. Likewise, another problem to overcome was habit, attempting to get staff to undertake a task they had previously done differently. This was attempted to be overcome by reminding staff each morning/afternoon of the change and putting up posters on the ward as reminders.

STRATEGY

The method uses the model for improvement⁴¹ which includes addressing the following questions: What are we trying to accomplish?, How will we know a change is improvement? and What changes can we make that will result in an improvement? In addition to using PDSA cycles which were undertaken to inform the structure of the project which demonstrate fidelity to the theory.

**Table 1** Summary of PDSA cycles

PDSA	Aim	Strategy for change	Key learning	Impact on change process
Measurement 1	Review questionnaire content by domain	Two linked cycles using interviews with front-line staff on unit	Staff predicted that patient understanding would be best for follow-up and worst for medication. Barriers: Medical jargon (people in the system) and different descriptions of the same condition given to patients (tasks in the system). Facilitators: Doctors always floating around so patients could ask questions.	The patient questionnaire should have multiple questions surrounding medication changes to understand what part is misunderstood. Information given to patients should avoid medical jargon.
Measurement 2	Assess response rate and patient rating of understanding on all questions	Three linked cycles testing with patients	Despite consenting 10 patients the response rate was only 4. Patients rated their understanding very highly. ⁴⁷ Questionnaire should be given verbally to not exclude those with poor vision or low literacy.	Need to consent as many patients as possible to compensate for low response rate. Need to measure comparative understanding of patients to determine true understanding of domains. Telephone questionnaire determined as method of data collection.
Measurement 3	Develop scoring system to assess patient knowledge	Four linked cycles of testing with patients	Admin team needed to come on board with project to print out EDDs. Three scales were required as there were both Likert and binary questionnaire answers. In addition, medication changes were complicated to grade so needed a separate criterion. It was hard to create a robust scoring system due to the heterogeneity of patient conditions.	Comparative scoring to allow true patient understanding to be determined so true impact of change could be assessed.
Change ideas 1	Identify facilitators and barriers to change through review of driver diagram	Two cycles of interviews with staff	Facilitators: Staff willingness to help patients; repetition of information to patients; use of discharge summary to provide information. Barriers: Time constraints of staff; patients not interested in managing their condition; mood of patient being stressed or tired; staff confidence in conveying information; staff overestimation of patient understanding.	Use jargon free EDD ¹ for patient information, create educational materials for doctors with interactive presentations, poster for the ward and summary document for each doctor.
Change ideas 2	Use patient preferences to revise structure of the information to general practitioner in the EDD	Two cycles of interviews with patients	As anticipated patient preference was spacing out information; signposting and avoiding jargon. Tested three formats for information: (1) block text; (2) spaced out information with signposting (headings); and (3) spaced out bullet points.	Patients preferred structure 2: 'it was clear the information that was being given'. In contrast to less preferred structure 1 as she was 'lazy and it was less appealing'. Information given to patients will use the format of 2.
Documentation 1	Improve patient information and consent forms	One cycle of interviews with patients	Revise from long pieces of text to check box statements of agreement. Include contact information. Supplement with verbal information, especially for patients with vision or literacy problems.	Revised information sheet was friendlier to patients as it had key information and made it simpler to identify what they were agreeing to. Will add patient Community Health Index number and participant number on the back of consent forms to make it easier for admin to find the EDDs.
Documentation 2	Develop spreadsheet for patient questionnaire responses from telephone interviews	Four cycles of telephone interviews with patients	Find appropriate ways to code the information given. Make it easier to navigate the spreadsheet during telephone interviews by using bold headings.	Use symbols to code recurring response, for example, '/' for question irrelevant to the patient '*' for a detail omitted from the EDD

EDD, electronic discharge document; PDSA, Plan-Do-Study-Act.

These small tests of change were either adopted, adapted or abandoned.⁴² Prior to the use of PDSA cycles an observation period was conducted to see the current working system.

Four-week observations were undertaken including shadowing various healthcare staff and creation of system process maps, hierarchical task analysis,^{43–45} cause and effect diagram and driver diagrams (online supplemental

appendix 1) to understand the system and generate change ideas.

We completed a total of 17 PDSA cycles (table 1), which were grouped around three categories surrounding the project aim: measurements (n=9), developing a change idea (n=3) and documentation of results (n=5).

The measurements PDSA cycles revolved around the development of the patient and staff questionnaires,

developing a change idea cycles to assess the feasibility of the change idea and to ensure it worked and documentation pertaining to the development of consent and information forms and results from the data collection.

The measurement cycles (1.1–1.9) developed both the patient and staff questionnaires. Both were adapted many times due to investigation of: Appropriate content of the patient questionnaires, rewording of questions, removal of questions, changing of the structure of questionnaire and creation of an understanding scoring system.

The patient questionnaires derived from a merger of two pre-existing non-specific to the SSU or discharge domain questionnaires one of which was UK based²⁷ and the other USA.²⁸ The staff questionnaire was comprised solely of a few selected questions from the NHS National Staff Survey.⁴⁶

The change idea cycles (2.1–2.3) were developed from initial observations in the Acute Medical Unit then the SSU. Feedback gathered from the driver diagram (online supplemental appendix 1) facilitated potential change ideas. Facilitators to patient understanding were identified as staff willingness to help patients, repetition of information to patients and the use of a discharge summary. Barriers to potential change ideas were time constraints, patients disinterest in self-management, staff confidence conveying medical information and over-estimation of perceived patient understanding: ‘Teach back is helpful but we can usually gauge understanding of patient so don’t feel like we need to do this’—Registrar on SSU.

Educational materials were designed and given to doctors including an interactive PowerPoint, poster for the ward and a summary document (online supplemental appendix 1).

The structure of the adapted EDD was informed by literature and patient preference: using spaced out information, signposting and avoiding jargon.

The documentation cycles (3.1–3.5) developed patient consent forms, information sheets and results of patient questionnaires. The information sheets maintained mainly original content. A spreadsheet was developed to easily document patient questionnaire responses from the telephone interviews.

RESULTS

There were 56 discharges pre-intervention and 67 discharges post-intervention from the SSU. The number of patients who gave consent, were contactable and met all the inclusion criteria was 29 pre-intervention and 10 post-intervention (figure 1).

There were 25 post-intervention patients who were contactable and did not have clinical reasons for exclusion. However, 8 (32%) had not received any EDD and 7 (28%) did not receive an EDD in the redesigned format so only 10 (40%) of these patients were contacted for telephone questionnaire.

Process measures showed that pre-intervention only 9 (31%) of 29 eligible patients received an EDD. Post-intervention this improved to 17 (68%) of 25 eligible patients receiving a copy of their EDD, of whom 10 (40%) received the EDD in patient-friendly language.

The run chart (figure 2) showed that patients consistently overestimated their understanding with mean self-rated understanding higher than the comparative score for 15 (88%) of 17 data points. The aim of achieving a score of at least 4 (near-complete understanding) across

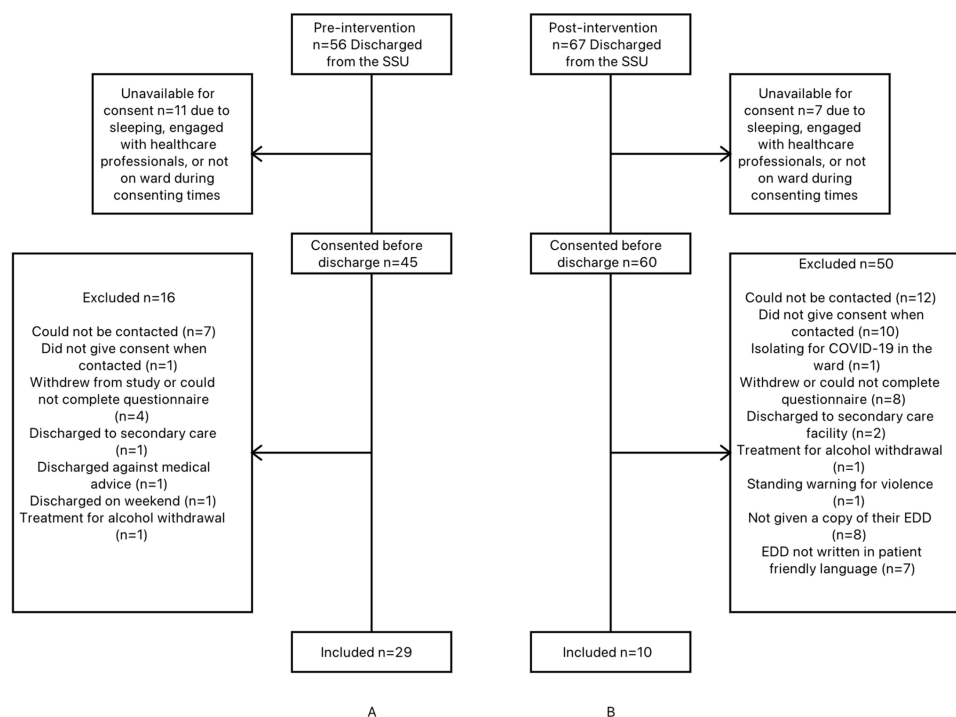
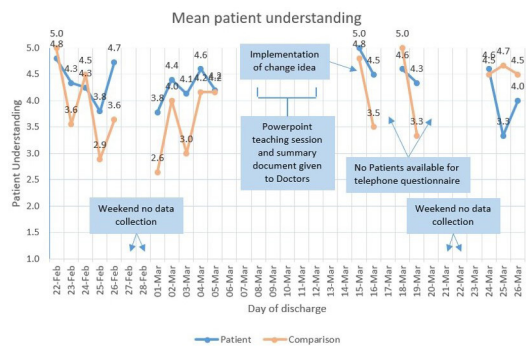


Figure 1 Flow chart of included and excluded patients. EDD, electronic discharge document; SSU, short stay unit.



N=29 pre-intervention (22/02 n=2, 23/02 n=3, 24/02 n=1, 25/02 n=5, 26/02 n=5, 01/03 n=4, 02/03 n=2, 03/03 n=3, 04/03 n=2, 05/03 n=2).
N=10 post-intervention (15/03 n=2, 16/03 n=1, 18/03 n=1, 19/03 n=1, 23/03 n=1, 24/03 n=2, 25/03 n=1, 26/03 n=1).

Figure 2 Mean patient understanding showing score of self-rated understanding (blue line) and comparative understanding to information provided at discharge (orange line).

all five domains was only achieved by one patient post-intervention and no patients pre-intervention. However, the mean score was >4 for 5 (71%) of 7 post-intervention data points versus 3 (30%) of 10 pre-intervention (figure 2).

Intervention effect could be assessed in all patients for two of the five domains and understanding increased post-intervention in both: identity of consultant from 9 (31%) of 29, to 6 (60%) of 10; diagnosis from 8 (62%) of 29, to 9 (90%) of 10. There were no follow-up arrangements for 8 patients' pre-intervention; of the remaining 21, 13 (62%) understood the plan compared with 9 (90%) of 10 post-intervention. Information about who to contact if worried was only received by 2 patients pre-intervention compared with 8 patients' post-intervention, of whom 7 (88%) had near-complete understanding. The most difficult domain to assess was changes to medicines because of variation in the information patients had received as well as the number and complexity of changes. Understanding was only assessed in 18 patients pre-assessment and 8 patients post-assessment, in whom understanding was near complete in 56% pre-intervention versus 63% post-intervention.

The communication and ability of patients to comprehend their discharge domains was further explored by Q20 'Do you have any additional comments on the communication you received by staff during this visit?'. Pre-intervention a patient stated: "Just um the doctors, I get that they are extremely busy, but they need to explain things a bit better. Doctors are like a whirlwind then you don't have enough time to process it and ask any questions..."—Patient 6.

Post-intervention from the patient perspective "...and I thought how am I going to get this? And even when I wasn't sure, the fact I had everything written down made it very easy..."—Patient 42, the improvement was seen as beneficial.

Unfortunately, the balancing measures of staff perception of time-constraints was shown to increase in both

the nursing and doctor groups; displaying an increase in 'unrealistic time pressure' with negligible change in 'ability to meet the conflicting demands' on their time at work. There was a slight increase in satisfaction with information given to patients in the nursing group but a drop in satisfaction with information given in the doctor group.

At the end of the questionnaire there was a box for 'Any additional comments':

IDLs take longer this way but is good for patient knowledge. We will get quicker at doing them.—
Doctor staff respondent 21

Furthermore, two of the doctor respondents highlighted a concern in the staff questionnaire with conveying clinical information using patient-friendly language:

I am concerned about the difficult of communicating complex medical concepts with patient-centred letter, ie, non-cal25+ teratoma vs non-malignant growth and the reduced ability for hospital medics trying to understand post admissions via past EDD.—Staff respondent 19

This was an unintended consequence of the improvement; it was anticipated that it would take increased time to complete but this would dissipate with time as stated with doctor staff respondent 21. However, the increased difficulty in communicating between professionals with non-medical language was unanticipated.

An important unanticipated consequence was that the interviews picked up inconsistencies within EDDs and identified concerning patient comprehension deficits. Initially, if a deficit was identified patients were referred to contact their GP or pharmacist for further information. However, escalation in hospital was required for a few scenarios: a medication mix-up, patient unaware of a prescription, patient unaware of a face-to-face follow-up appointment, unawareness of an important side effect of medication and a mix of patient details in the EDD. These inconsistencies would have been corrected within the system without input due to safety netting features within department, however the identification within the project allowed them to be solved faster.

Lessons and limitations

The project highlighted an important issue in the SSU that was previously unexplored and showed that the use of a patient-friendly discharge document can aid in patient understanding. As anticipated from previous studies^{2 5 13 15 16} acute medicine unit is a busy fast-paced environment that can cause compromise in communication. Our systems approach enabled staff to identify the EDD as a practical source of written information and to work with patients to redesign the EDD to improve comprehension.

Our results confirmed that patients often overestimate their understanding. Some current patient experience questionnaires^{27 28} only assess self-reported understanding

so further work is required on sustainable methods for measuring understanding. An important unanticipated finding of this project was that the telephone interviews were a safety net for clinically important inconsistencies in the EDD and for concerning patient comprehension deficits.

The main limitation was 15 patients had to be excluded post-intervention because 8 were not given a copy of their EDD by nursing staff and 7 were given an EDD that was not written in patient-friendly language by the doctors. Despite both groups being reminded each day of the project, the post-intervention process reliability for patients receiving a redesigned EDD was only 40% (10 of 25). Continuing the intervention will require more time to be spent on understanding resistance to change and improving the process reliability.

Another important limitation is that the outcome measure assumed all five discharge domains had equal importance and masked the possibility that improvement might only occur in some domains. Our results suggested that understanding of medication changes is the most challenging domain.⁴⁷

Selection bias may have occurred due to differing patient access to and capabilities of using telephones. We attempted to minimise this by differing the times of calls⁵ and calling three times.

The results of this work could be generalised to other environments due to similarities in working environments and similar discharging structures; however, would not be directly transferable due to differing working and patient populations.

CONCLUSION

A patient-friendly discharge document can aid in patient understanding, with most improvement surrounding the domains of diagnosis and patients knowing who their consultant was. There was not a substantial change in medication changes, but this domain is very complex, so a blanket solution was unlikely to improve it. Patients liked having information written down as it allowed them to share the information with their family who were unable to visit them while in hospital due to COVID-19 safety measures.

This project confirmed that staff and patients were able to work together to redesign existing documents to improve comprehension of discharge information in a way that was time-effective for staff. However, there is still work to do to ensure that all patients reliably receive the redesigned EDD on discharge.

The potential financial saving from this project is the reduction of readmissions^{5 7 21} and reduction of patients seeking their GP to explain their hospital visit. However, measurement of these outcomes was not realistic for this short-term improvement project.

The project is sustainable due to utilisation of pre-existing systems and processes which makes it feasible to continue. The next step is to establish a reliable process

in the SSU with the intention to then trial in other wards within the hospital.

Contributors JLEC is the corresponding author. LU is the guarantor for the overall content, accepts full responsibility for the finished work and the conduct of the study, has access to the data collected and controlled the decision to publish. All authors made substantial contributions to the design, acquisition, analysis and interpretation of data and have drafted or substantially revised the work.

Funding The authors have not declared a specific grant for this research from any funding agency in the public, commercial or not-for-profit sectors.

Competing interests None declared.

Patient and public involvement Patients and/or the public were involved in the design, or conduct, or reporting, or dissemination plans of this research. Refer to the Methods section for further details.

Patient consent for publication Not applicable.

Ethics approval Project was approved by local clinical governance. Participants gave informed consent to participate in the study before taking part.

Provenance and peer review Not commissioned; externally peer reviewed.

Data availability statement Data are available upon reasonable request. Data was anonymised and stored on a spreadsheet for analysis.

Supplemental material This content has been supplied by the author(s). It has not been vetted by BMJ Publishing Group Limited (BMJ) and may not have been peer-reviewed. Any opinions or recommendations discussed are solely those of the author(s) and are not endorsed by BMJ. BMJ disclaims all liability and responsibility arising from any reliance placed on the content. Where the content includes any translated material, BMJ does not warrant the accuracy and reliability of the translations (including but not limited to local regulations, clinical guidelines, terminology, drug names and drug dosages), and is not responsible for any error and/or omissions arising from translation and adaptation or otherwise.

Open access This is an open access article distributed in accordance with the Creative Commons Attribution Non Commercial (CC BY-NC 4.0) license, which permits others to distribute, remix, adapt, build upon this work non-commercially, and license their derivative works on different terms, provided the original work is properly cited, appropriate credit is given, any changes made indicated, and the use is non-commercial. See: <http://creativecommons.org/licenses/by-nc/4.0/>.

REFERENCES

- 1 Hoek AE, Anker SCP, van Beeck EF, *et al*. Patient discharge instructions in the emergency department and their effects on comprehension and recall of discharge instructions: a systematic review and meta-analysis. *Ann Emerg Med* 2020;75:435–44.
- 2 Mahajan M, Hogewoning JA, Zewald JJA, *et al*. The impact of teach-back on patient recall and understanding of discharge information in the emergency department: the emergency Teach-Back (EM-TeBa) study. *Int J Emerg Med* 2020;13:49.
- 3 Lin R, Gallagher R, Spinaze M, *et al*. Effect of a patient-directed discharge letter on patient understanding of their hospitalisation. *Intern Med J* 2014;44:851–7.
- 4 Horwitz LI, Moriarty JP, Chen C, *et al*. Quality of discharge practices and patient understanding at an academic medical center. *JAMA Intern Med* 2013;173:1715–22.
- 5 Slater BA, Huang Y, Dalawari P. The impact of teach-back method on retention of key domains of emergency department discharge instructions. *J Emerg Med* 2017;53:e59–65.
- 6 Mueller SK, Giannelli K, Boxer R, *et al*. Readability of patient discharge instructions with and without the use of electronically available disease-specific templates. *J Am Med Inform Assoc* 2015;22:857–63.
- 7 Coleman EA, Chugh A, Williams MV, *et al*. Understanding and execution of discharge instructions. *Am J Med Qual* 2013;28:383–91.
- 8 Vat M, Common C, Laizner AM, *et al*. Reasons for returning to the emergency department following discharge from an internal medicine unit: perspectives of patients and the liaison nurse clinician. *J Clin Nurs* 2015;24:3605–14.
- 9 Tayside NHS. ACUTE MEDICAL UNIT (AMU) [Internet], 2014. Available: <https://www.nhstayside.scot.nhs.uk/OurServicesA-Z/AcuteMedicalUnit/index.htm>
- 10 Care quality commission. Patient feedback and the NHS constitution [Internet] NHS patient surveys; 2020. <http://nhssurveys.org/survey->



- instructions/patient-feedback-and-the-nhs-constitution/ [Accessed 24 Nov 2020].
- 11 Committee on Quality of Health Care in America, Institute of Medicine. Shaping the Future. Crossing the quality chasm: a new health system for the 21st century [Internet] Institute of Medicine. National Academies Press; 2001: 1–8. <https://www.google.com/url?sa=t&rct=j&q=&esrc=s&source=web&cd=2&cad=rja&uact=8&ved=2ahUKewihluq9nqrbAhVMMqwKHbB5CIUQFjABegQIARA2&url=https%3A%2F%2Fwww.ncbi.nlm.nih.gov%2Fpubmed%2F25057539&usg=AOvVaw2n7IFybHsvKUA3w9ykPndN>
 - 12 Zavala S, Shaffer C. Do patients understand discharge instructions? *J Emerg Nurs* 2011;37:138–40.
 - 13 Gignon M, Ammirati C, Mercier R, et al. Compliance with emergency department discharge instructions. *J Emerg Nurs* 2014;40:51–5.
 - 14 Atzema CL, Austin PC, Wu L, et al. Speak fast, use jargon, and don't repeat yourself: a randomized trial assessing the effectiveness of online videos to supplement emergency department discharge instructions. *PLoS One* 2013;8:e77057.
 - 15 Vashi A, Rhodes KV. "Sign right here and you're good to go": a content analysis of audiotaped emergency department discharge instructions. *Ann Emerg Med* 2011;57:315–22.
 - 16 Samuels-Kalow ME, Stack AM, Porter SC. Effective discharge communication in the emergency department. *Ann Emerg Med* 2012;60:152–9.
 - 17 Slatyer S, Toye C, Popescu A, et al. Early re-presentation to hospital after discharge from an acute medical unit: perspectives of older patients, their family caregivers and health professionals. *J Clin Nurs* 2013;22:445–55.
 - 18 Scott C, Andrews D, Bulla S, et al. Teach-back method: using a nursing education intervention to improve discharge instructions on an adult oncology unit. *Clin J Oncol Nurs* 2019;23:288–94.
 - 19 Olives TD, Patel RG, Thompson HM, et al. Seventy-two-hour antibiotic retrieval from the ED: a randomized controlled trial of discharge instructional modality. *Am J Emerg Med* 2016;34:999–1005.
 - 20 Spandorfer JM, Karras DJ, Hughes LA, et al. Comprehension of discharge instructions by patients in an urban emergency department. *Ann Emerg Med* 1995;25:71–4.
 - 21 Graham S, Brooker J. Do patients understand? [Internet], 2008. Available: www.npsf.org/pchc/index.php
 - 22 NHS Education for Scotland. Understanding your system [Internet]. Available: <https://learn.nes.nhs.scot/Scorm/Launch/8977>
 - 23 Holden RJ, Carayon P, Gurses AP, et al. SEIPS 2.0: a human factors framework for studying and improving the work of healthcare professionals and patients. *Ergonomics* 2013;56:1669–86.
 - 24 Bobay KL, Jerofke TA, Weiss ME, et al. Age-related differences in perception of quality of discharge teaching and readiness for hospital discharge. *Geriatr Nurs* 2010;31:178–87.
 - 25 Office for National statistics. Reading level [Internet], 2017. Available: <https://style.ons.gov.uk/writing-for-the-web/how-we-read-on-the-web-writing-for-the-web/reading-level/> [Accessed 11 Feb 2021].
 - 26 Engel KG, Heisler M, Smith DM, et al. Patient comprehension of emergency department care and instructions: are patients aware of when they do not understand? *Ann Emerg Med* 2009;53:454–61.
 - 27 Jenkinson C, Coulter A, Bruster S. The Picker patient experience questionnaire: development and validation using data from in-patient surveys in five countries. *Int J Qual Health Care* 2002;14:353–8.
 - 28 CMS. ED CAHPS 1.0 2-Column survey English; 2020.
 - 29 Orcajada Muñoz I, Amo Setien FJ, Díaz Agea JL, et al. The communication skills and quality perceived in an emergency department: the patient's perspective. *Int J Nurs Pract* 2020;26:e12831.
 - 30 Oppen K, Beiler J, Yakusheva O. Effects of implementing a health team communication redesign on hospital readmissions within 30 days. *Worldviews Evid Based Nurs* 2000;16.
 - 31 Santana MJ, Holroyd-Leduc J, Southern DA, et al. A randomised controlled trial assessing the efficacy of an electronic discharge communication tool for preventing death or hospital readmission. *BMJ Qual Saf* 2017;26:993–1003.
 - 32 Guttman A, Afilalo M, Guttman R, et al. An emergency department-based nurse discharge coordinator for elder patients: does it make a difference? *Acad Emerg Med* 2004;11:1318–27.
 - 33 Koonce TY, Giuse NB, Storrow AB. A pilot study to evaluate learning style-tailored information prescriptions for hypertensive emergency department patients. *J Med Libr Assoc* 2011;99:280–9.
 - 34 Leamy K, Thompson J, Mitra B. Awareness of diagnosis and follow up care after discharge from the emergency department. *Australas Emerg Care* 2019;22:221–6.
 - 35 Samuels-Kalow M, Hardy E, Rhodes K, et al. "Like a dialogue": Teach-back in the emergency department. *Patient Educ Couns* 2016;99:549–54.
 - 36 Biese K, Lamantia M, Shofer F, et al. A randomized trial exploring the effect of a telephone call follow-up on care plan compliance among older adults discharged home from the emergency department. *Acad Emerg Med* 2014;21:188–95.
 - 37 Boudreaux ED, Ary RD, Mandry CV, et al. Determinants of patient satisfaction in a large, municipal ED: the role of demographic variables, visit characteristics, and patient perceptions. *Am J Emerg Med* 2000;18:394–400.
 - 38 Arendts G, MacKenzie J, Lee JK. Discharge planning and patient satisfaction in an emergency short-stay unit. *Emerg Med Australas* 2006;18:7–14.
 - 39 Hytiris ML, Prentice F, Baldie D, et al. Medical students volunteering in hospital: a novel method of exploring and recording the patient experience. *IPDJ* 2017;7:1–8.
 - 40 Bowling A. Mode of questionnaire administration can have serious effects on data quality. *J Public Health* 2005;27:281–91.
 - 41 Institute for Healthcare Improvement. How to Improve [Internet]; 2009. <http://www.ihl.org/resources/Pages/HowtoImprove/default.aspx> [Accessed 26 Jan 2021].
 - 42 NHS Education for Scotland. Testing your change ideas [Internet]. Available: <https://learn.nes.nhs.scot/Scorm/Launch/15166>
 - 43 NHS Tayside. Discharging Patients [Internet]. Available: https://www.nhstayside.scot.nhs.uk/WorkingWithUs/InformationforStaffandClinicians/PROD_232484/index.htm
 - 44 HM government. Hospital Discharge Service Requirements [Internet]. Available: https://assets.publishing.service.gov.uk/government/uploads/system/uploads/attachment_data/file/911214/Hospital_discharge_service_requirements_action_cards.pdf
 - 45 HM Government. Hospital discharge service: policy and operating model.
 - 46 NHS. NHS staff survey; 2019.
 - 47 Engel KG, Buckley BA, Forth VE, et al. Patient understanding of emergency department discharge instructions: where are knowledge deficits greatest? *Acad Emerg Med* 2012;19:E1035–44.

Appendix

Appendix Figure 1: Teaching information given to doctors showing the restructured EDD, providing background information and baseline data

Restructuring the GP section of the EDD to address Patients

What you guys are going to be doing (Essential information):

For the next 2 weeks in the SSU (15/03-29/03) the correspondence to the GP section of the EDD is going to be written FOR the patient, in patient friendly terms. Following this structure:

- o Dear (Patient)
- o You came in with... (insert symptoms)
- o Your tests showed us... (what you did for them)
- o We think you have... (Diagnosis and what this is)
- o We have given you... (Medications including when/often and what they're for)
- o What happens next... (Follow up arrangements)
- o If you feel... (Safety netting symptoms) ... you should contact... (who to contact if worried)
- o If there are no medications or information for the domain then say the negative e.g., you have no changes to your medications, we have no plans for follow up.

Reading age for the average adult in the UK is 9 years old, so when you are writing this act like you were telling your nieces, nephews, or kids.

Example before:

CURRENT

- Dear Doctor,
- X was admitted with fever and lower abdominal pain. (They were) started on IV antibiotics for pyelonephritis and as per culture and sensitivities has been stepped down to oral amoxicillin. We have copied in the urology team so they are aware of X given (their) long history of recurrent UTIs. We note a referral has been made by the GP practice as well.
- (They are) now fit to be discharged home. (They were) given worsening advice.
- Kind regards,

Example after:

STRUCTURE

- Dear X
- You came in with a fever and lower tummy pain.
- Your blood tests showed us you had a kidney infection.
- We think you have a kidney infection known as pyelonephritis.
- We have given you some antibiotics called amoxicillin the instructions for taking these are on the box. These will help clear the infection in your kidney.
- What happens next, your GP has made a referral to Urology and you will receive a letter to make an appointment.
- If you feel after completing your antibiotics that your lower tummy pain has not gone away, you should contact your GP.

Diagnosis: Pyelonephritis
Medications: Amoxicillin 500mg capsules, 1g, three times a day, 7 day course, TTD

Hoping this will improve patient understanding on discharge on the domains of diagnosis, medication changes, follow up plans, return instructions. There is a poster on the ward above the computers to remind you of the structure to be using and each morning on board round I will be reminding you guys to use this structure. If you have any questions, contact me (jlecook@dundee.ac.uk) or Dr Urquhart (lynn.Urquhart@nhs.scot)

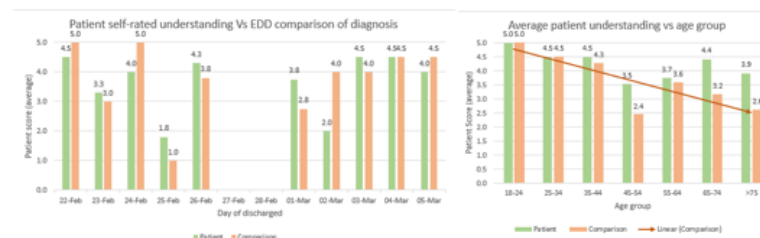
Background of why you are doing this: (Interesting non-essential)

Background

Undertook 2 weeks of data collection of patients discharged from SSU who were called post discharge to ask them about their understanding of the discharge domains of diagnosis, medication changes, follow up plans, return instructions and who their consultant was. Compared patient answers to information in EDD to assess understanding.

Patient baseline understanding

- o 45% of patients responded 'No' or 'unsure' to the question did a member of staff explain to you your diagnosis.
- o 1/5 had no comparative understanding of their diagnosis with 31% responding strongly disagree, disagree or neither agree nor disagree to if they understood their diagnosis.
- o 42% of patients had only partial concordance or lower for understanding instructions to take their new medications.
- o 38% did not fully understand their follow up plans.
- o 17% did not know symptoms that would prompt them to revisit a doctor.
- o 69% did not know who their consultant was.



(Green bar is the patient self-rated understanding 5 is strongly agree e.g. full understanding and 1 is strongly disagree e.g. no understanding. Orange bar is comparative understanding to the EDD where 5 is complete understanding and 1 is no understanding)

It's obvious there is a problem and hopefully this restructuring of the EDD will be the solution, all EDD's as of the 1/03 are being given to patients by the Nurses, so your patient friendly GP section will help patients know more about their hospital stay.

Have a lovely week,

Jenna (BMSC student healthcare improvement)

Appendix Figure 2: Driver diagram

