

# *Indoor air quality and health in schools: a critical review for developing the roadmap for the future school environment*

Article

Published Version

Creative Commons: Attribution 4.0 (CC-BY)

Open Access

Sadrizadeh, S. ORCID: <https://orcid.org/0000-0002-9361-1796>, Yao, R. ORCID: <https://orcid.org/0000-0003-4269-7224>, Yuan, F., Awbi, H., Bahnfleth, W., Bi, Y., Cao, G., Croitoru, C., de Dear, R., Haghghat, F., Kumar, P., Malayeri, M., Nasiri, F., Ruud, M., Sadeghian, P., Wargocki, P., Xiong, J., Yu, W. and Li, B. (2022) Indoor air quality and health in schools: a critical review for developing the roadmap for the future school environment. *Journal of Building Engineering*, 57. 104908. ISSN 2352-7102 doi: <https://doi.org/10.1016/j.jobe.2022.104908> Available at <https://centaur.reading.ac.uk/107335/>

It is advisable to refer to the publisher's version if you intend to cite from the work. See [Guidance on citing](#).

To link to this article DOI: <http://dx.doi.org/10.1016/j.jobe.2022.104908>

Publisher: Elsevier

All outputs in CentAUR are protected by Intellectual Property Rights law, including copyright law. Copyright and IPR is retained by the creators or other copyright holders. Terms and conditions for use of this material are defined in

the [End User Agreement](#).

[www.reading.ac.uk/centaur](http://www.reading.ac.uk/centaur)

## **CentAUR**

Central Archive at the University of Reading

Reading's research outputs online



## Indoor air quality and health in schools: A critical review for developing the roadmap for the future school environment

Sasan Sadrizadeh<sup>a,b,\*</sup>, Runming Yao<sup>c,d,\*\*</sup>, Feng Yuan<sup>c</sup>, Hazim Awbi<sup>c,d</sup>, William Bahnfleth<sup>e</sup>, Yang Bi<sup>f</sup>, Guangyu Cao<sup>f</sup>, Cristiana Croitoru<sup>g</sup>, Richard de Dear<sup>h</sup>, Fariborz Haghighat<sup>i</sup>, Prashant Kumar<sup>j</sup>, Mojtaba Malayeri<sup>i</sup>, Fuzhan Nasiri<sup>i</sup>, Mathilde Ruud<sup>f</sup>, Parastoo Sadeghian<sup>a</sup>, Pawel Wargocki<sup>k</sup>, Jing Xiong<sup>h</sup>, Wei Yu<sup>c</sup>, Baizhan Li<sup>c</sup>

<sup>a</sup> Department of Civil and Architectural Engineering, KTH Royal Institute of Technology, Stockholm, Sweden

<sup>b</sup> School of Business, Society and Engineering, Mälardalen University, Västerås, Sweden

<sup>c</sup> Joint International Research Laboratory of Green Buildings and Built Environments, School of the Civil Engineering, Chongqing University, China

<sup>d</sup> School of the Built Environment, University of Reading, UK

<sup>e</sup> Department of Architectural Engineering, The Pennsylvania State University, University Park, PA, USA

<sup>f</sup> Department of Energy and Process Engineering, Norwegian University of Science and Technology, Norway

<sup>g</sup> Technical University of Civil Engineering Bucharest, CAMBI Research Centre, Romania

<sup>h</sup> School of Architecture, Design, and Planning, The University of Sydney, NSW, Australia

<sup>i</sup> Department of Building, Civil and Environmental Engineering, Concordia University, Montreal, Canada

<sup>j</sup> Department of Civil and Environmental Engineering, University of Surrey, UK

<sup>k</sup> Department of Civil Engineering, Technical University of Denmark, Kongens Lyngby, Denmark

### ARTICLE INFO

#### Keywords:

Classroom air quality  
Ventilation  
Exposure risk  
Energy use in schools  
Particle matter  
Volatile organic compounds

### ABSTRACT

Several research studies have ranked indoor pollution among the top environmental risks to public health in recent years. Good indoor air quality is an essential component of a healthy indoor environment and significantly affects human health and well-being. Poor air quality in such environments may cause respiratory disease for millions of pupils around the globe and, in the current pandemic-dominated era, require ever more urgent actions to tackle the burden of its impacts.

The poor indoor quality in such environments could result from poor management, operation, maintenance, and cleaning. Pupils are a different segment of the population from adults in many ways, and they are more exposed to the poor indoor environment: They breathe in more air per unit weight and are more sensitive to heat/cold and moisture. Thus, their vulnerability is higher than adults, and poor conditions may affect proper development.

However, a healthy learning environment can reduce the absence rate, improve test scores, and enhance pupil/teacher learning/teaching productivity. In this article, we analyzed recent literature on indoor air quality and health in schools, with the primary focus on ventilation, thermal comfort, productivity, and exposure risk. This study conducts a comprehensive review to summarize the existing knowledge to highlight the latest research and solutions and proposes a roadmap for the future school environment. In conclusion, we summarize the critical limitations

\* Corresponding author. Department of Civil and Architectural Engineering, KTH Royal Institute of Technology, Stockholm, Sweden.

\*\* Corresponding author. Joint International Research Laboratory of Green Buildings and Built Environments, School of the Civil Engineering, Chongqing University, China.

E-mail addresses: [ssad@kth.se](mailto:ssad@kth.se) (S. Sadrizadeh), [r.yao@cqu.edu.cn](mailto:r.yao@cqu.edu.cn) (R. Yao).

<https://doi.org/10.1016/j.jobe.2022.104908>

Received 4 March 2022; Received in revised form 6 June 2022; Accepted 30 June 2022

Available online 8 July 2022

2352-7102/© 2022 The Authors. Published by Elsevier Ltd. This is an open access article under the CC BY license (<http://creativecommons.org/licenses/by/4.0/>).

of the existing studies, reveal insights for future research directions, and propose a roadmap for further improvements in school air quality. More parameters and specific data should be obtained from in-site measurements to get a more in-depth understanding at contaminant characteristics. Meanwhile, site-specific strategies for different school locations, such as proximity to transportation routes and industrial areas, should be developed to suit the characteristics of schools in different regions. The socio-economic consequences of health and performance effects on children in classrooms should be considered. There is a great need for more comprehensive studies with larger sample sizes to study on environmental health exposure, student performance, and indoor satisfaction. More complex mitigation measures should be evaluated by considering energy efficiency, IAQ and health effects.

### Abbreviation list

AI	Artificial intelligence
CAQ	Classroom air quality
CAV	Constant air volume
CFD	Computational fluid dynamics
CFU	Colony-forming units
CR	Cancer risk
DCV	Demand controlled ventilation
DREAM	Danish Rational Economic Agency Model
DV	Displacement Ventilation
EPA	Environmental Protection Agency
EUI	Energy Use Intensity
GDP	Gross domestic product
HI	Hazard index
HQ	Hazard quotient
HVAC	Heating, ventilation, and air conditioning
I/O	Indoor/Outdoor (Time spend inside versus the outside)
IAQ	Indoor air quality
ICT	Information and Communications Technology
IoT	Internet of things
MV	Mixing ventilation
PM	Particle matter
NATA	National Air Toxics Assessment
PV	Personalized ventilation
TVOC	Total volatile organic compounds
VAV	Variable air volume
VOC	Volatile organic compounds
WHO	World health organization

## 1. Introduction

The primary purpose of a school is to provide children with the optimal environment for their learning and development. Schools have always been a second home for the pupils, and they spend most of their time indoors while at school (almost 12% of their time inside classrooms) [1–4]. Schools are among the critical social infrastructures in society and are often the focus for children's social activity. Classrooms are more congested than other workplaces, with an occupancy density of approximately four times that of office buildings [5]. Good indoor air quality (IAQ) in classrooms is essential because it may affect the health, performance, alertness, ability to concentrate, and comfort of pupils and teachers. Classrooms have typically been justified as an important built environment type by reference to the adverse effects of unfavorable indoor conditions on pupils' health, comfort, and academic performance [2]. Children are sensitive to various environmental exposures during this developmental stage of their life, which can have long-term negative consequences such as respiratory disease and low cognitive function [6]. In addition, the risk of cross-contamination in classrooms is usually higher than in other indoor environments and poses logistical challenges and/or risks of transmission.

Studies have shown that the conditions in schools are inadequate and often significantly worse than in offices and dwellings [7–9]. These conditions are known to reduce comfort and can also cause health problems [8,10–12]. This is particularly unfortunate as children of school age are vulnerable, and their bodies are still growing [13–15]. Poor conditions in schools also impact learning progression [16,17]. This is particularly important as it may affect the children's future quality of life with economic implications for society [18,19]. All conditions that shape indoor environmental quality in classrooms influence children's learning progression and

cognitive performance. Pupil's performance are affected by many parameters, such as classroom temperature, air quality, lighting, and acoustics [20,21].

The school ventilation system is a primary tool for ensuring a safe, comfortable, and healthy indoor environment. Thermal comfort levels and acceptable IAQ are crucial in producing an environment that promotes optimal educational and health outcomes [22–24]. Previous research studies in school environments have revealed inadequate and often poor classroom air quality (CAQ), causing an increased risk for respiratory illnesses and other health-related symptoms [25–27]. Researchers reported diverse CAQ levels in school buildings in different parts of the world depending on climate conditions, outdoor pollution levels, occupancy rates, activity levels, ventilation types and their corresponding flow rate, and also building practices [28,29].

The CAQ depends on several factors, including the sources of indoor and outdoor pollution, dilution, and removal of pollutants by ventilation [30–32]. The type of ventilation system and air distribution within the classroom will also affect air quality.

Research to date that examined the effects of CAQ on children's cognitive performance and learning has addressed the factors that impact indoor air quality and emphasized outdoor air ventilation rates as the CAQ indicator [17]. The reason is that there are no agreed indexes of indoor air quality and ventilation rate is associated with contaminant exposure levels [20,33]. Often, carbon dioxide (CO<sub>2</sub>) concentration is used [34] as the marker of ventilation adequacy in the presence of occupants [35] because, treated as a tracer gas, it is related to the ventilation rate per person. Research has shown that the level of CO<sub>2</sub> in classrooms can increase to very high levels due to inadequate ventilation rates [36,37]. It is generally assumed that the higher the CO<sub>2</sub> concentration, the poorer the air quality (less dilution). Although CO<sub>2</sub> has frequently been used to characterize air quality in classrooms, some research has focused on specific pollutants such as particulate matter or contaminants with outdoor sources [38–41].

In this article, we summarize and explore the most relevant and recent research studies that have been conducted on school IAQ and related social and health impacts on pupils and staff. We also critically reflect on the existing knowledge and literature whilst highlighting the areas with the highest uncertainties. Our focus is on identifying how different factors affect CAQ and comfort in schools, and hence pupils' health and wellbeing. Based on this review of the literature, we have also proposed a roadmap to improve indoor air quality in schools.

## 2. Methodology

### 2.1. Data inclusion, extraction, and analysis

This section presents the research methodology and brief statistical analysis on the reviewed articles to understand the current research trends. This review is formulated based on peer-reviewed journal articles from several renowned academic databases, such as Web of Science, Scopus, Science Direct, and SAGE journals. The fundamental purpose of critically review the most recent links between CAQ and the cognitive skills and abilities of pupils along with the consequences for progressive learning, to highlight research gaps, and to propose recommendations for further research. In this review, peer-reviewed journals across the world were considered. A few conference papers, thesis, standards, and technical guidelines were also analyzed to enhance the quality of the review.

Students' perceptions of the indoor environmental quality are affected by multiple parameters [42]. Among all these parameters, thermal comfort and IAQ are the key factors that significantly affect students' feelings of the indoor environments [43,44]. Moreover, the IAQ also interacts with thermal comfort through varied occupant sensations [44]. The sources of indoor and outdoor pollution, dilution, and removal of pollutants by ventilation are the key factors in determining IAQ [30–32]. The type of ventilation system and air distribution within the classroom will also affect air quality.

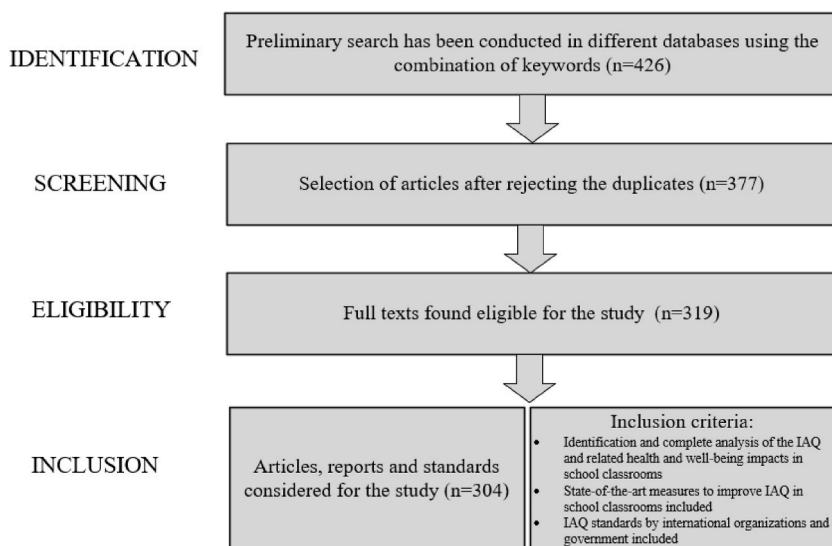


Fig. 1. Flow chart of the procedure followed for the inclusion of research articles.

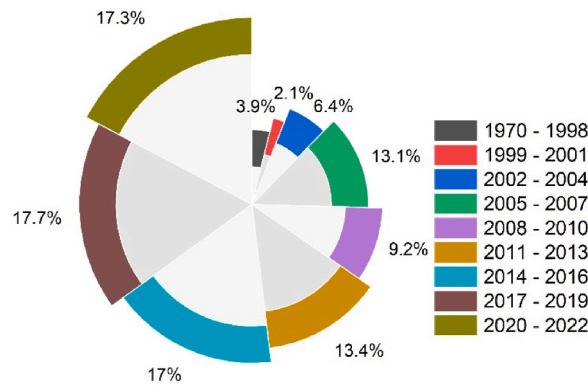


Fig. 2. The yearly distribution of the bibliographic records in the current study.

Therefore, relevant keywords were selected, e.g., indoor air quality, primary school, health impact, exposure risk, thermal comfort, pupils’ performance, energy use in schools, and school ventilation. These keywords were searched in the journal title, abstract, and keywords for primary selection of peer-reviewed papers. To search conference papers, thesis, standards, and technical guidelines, these keywords were searched only in the title. The selected studies were classified into specific categories according to the aim of the review. Fig. 1 shows the literature search overview with the selection criteria.

### 2.2. Year of publication

The publication year for the distribution of the collected bibliographic records on CAQ was studied. After eliminating duplication, all records were examined by their titles, keywords, and abstracts. The yearly distribution of published articles is shown in Fig. 2. The number of papers on CAQ showed an overall increasing trend, suggesting that the rate of research work in this area was growing over time. It can be concluded that people have started paying more attention to indoor air quality in schools with increasing demands of providing a healthy environment for children.

### 2.3. Country and region of publication

Fig. 3 represents the geographical distribution of articles summarized in the current study. Exposure risk and its impact on health and learning performance are attractive research problems. Energy consumption for improving thermal comfort and CAQ are commonly discussed research problems. Also, the effect of the outdoor environment on indoor ones has inevitably attracted researchers’ attention around the world.

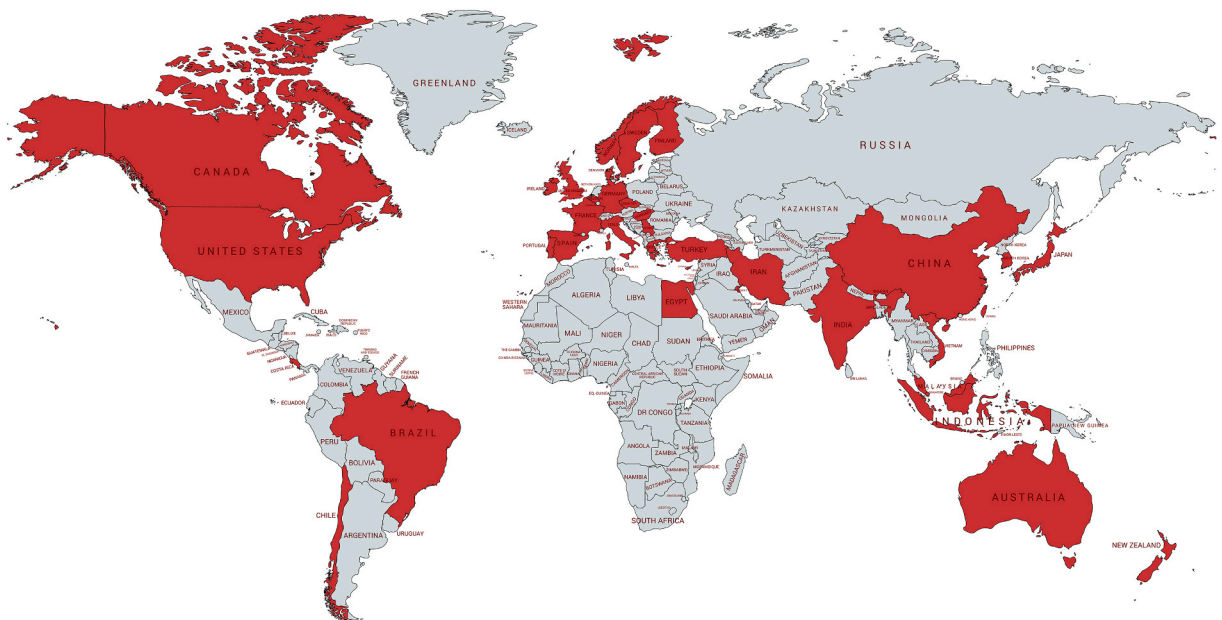


Fig. 3. The geographical distribution of research articles summarized in this study.

### 3. Analysis and discussion

#### 3.1. Exposure risk in school classrooms

Pupils' exposure to indoor air pollutants in school buildings is a leading public concern and may cause severe damage to the pupils' health since they inhale a larger volume of air corresponding to their body weights than do adults [45–48]. The respiratory, immunological, reproductive, central nervous, and digestive system of childrens are not fully matured. The route of breathing, nasal versus oral, as well as the efficacy of the nose with aerosols, may also vary between children and adults, exposing children's lungs to higher quantities of air pollutants [49,50]. Some research studies have also confirmed the presence of animal dander allergens in school that might pose serious health issues in Pupils' with mild asthma and animal dander allergy [51,52].

Several research studies found that pollutant concentrations in schools were higher than concentrations in households and commercial buildings [53,54]. Children and adults bring chalk dust, fungi, bacteria, and viruses into the school environment, and vapors and odors from laboratories and art courses are also common sources of pollutants in schools [28].

Inhalation exposure to air pollution has increased children's mortality rate, acute respiratory disease, and asthma [45]. Due to different responses of the children's immune systems to indoor air exposures, various chronic diseases and symptoms have been reported and characterized as "sick building syndrome" [55]. Indoor pollution such as CO<sub>2</sub>, PM, VOCs, NO<sub>x</sub>, and ozone are recognized as indoor contaminants causing severe health problems for adults and children [56–58]. In general, the CAQ is characterized by a complex of contaminants, including VOCs, PM, aldehydes, bacteria, and molds [59,60]. Several studies have produced health risk assessments for the inhalation of indoor pollutants by considering various standards and recommendations, including the United States Environmental Protection Agency (EPA), WHO, ASHRAE, and GB/T [61–64].

##### 3.1.1. Risk assessment

The U.S. EPA standards compute both the non-carcinogenic and carcinogenic effects of indoor air pollutants. The cumulative hazard index (HI) can be computed according to The National Air Toxics Assessment (NATA) U.S EPA, 2014 [65]. NATA air quality monitoring suggests the long-term risks to human health if air toxics emissions are steady over time. In this regard, summation of the hazard quotient (HQ) for the *i*th pollutant is considered as follows:

$$HI = \sum_i HQ_i = \sum_i \frac{ADI_i}{RfD_i} \quad (1)$$

where  $ADI_i$  is the daily average intake and  $RfD_i$  is the reference dose that has no negative impact on the human body. An  $HQ_i$  below one for the *i*th pollutant means zero increase in the occurrence of health problems.

The cancer risk (CR) is defined by the U.S EPA 2009 [3] standard to calculate the probability of cancer occurring during 70 years in a person exposed to carcinogenic materials. Although this method is not an accurate estimation for predicting the CR for exposed persons over time, it has been a common approach to evaluate the toxicity of various indoor environments [66–68].

The total CR due to exposure to air pollution is computed by Equation (2) below:

$$CR = \sum_i CR_i = \sum_i (LDI_i \cdot CSF_i) \quad (2)$$

where the  $LDI_i$  is the lifetime daily intake defined as a dose of *i*th contaminant an individual is exposed to in 70 years.  $CSF_i$  is the cancer slope factor that calculates the carcinogenicity of the *i*th chemical substance that can cause cancer.

Schibuola et al. [64] evaluated the health risk of indoor air pollutants in school environments by adopting the HI and CR equations. They calculated the health risk of children's daily exposure to PM<sub>10</sub> and CO<sub>2</sub>. Applying the HQ equations for calculating the health risk has been validated by various research studies [69–71]. However, the health risk assessment results in Madureira et al. [72] showed the limitations in calculating HQ. The main weakness of HQ is its failure to consider the deposition area for particles in the respiratory system. Thus, it is challenging to define the health risk of various respiratory parts, including trachea, bronchia, etc., exposed to indoor air pollutants. It is important to notice that linking school environmental exposures to specific health symptoms is challenging because it is difficult to distinguish between school-based and non-school-based exposures, such as those caused by the home environment, regarding an observable health consequence [73].

##### 3.1.2. VOC exposure

The VOC pollutants are among the leading indoor air pollutants causing severe health issues for children and adults. Construction materials, furnishings such as desks and shelves, resins of wood products, adhesives, glues, paints, cleaning chemicals, and carpets are primary VOC emission sources in schools [67,74–77]. The VOC concentrations in newly built or recently renovated school buildings may be significantly higher than ordinary ambient levels.

There has been a growing interest in evaluating the impact of exposure to VOCs on children's educational performance and health risk [78]. Kim et al. [79] studied the effect of microbial VOCs on asthma and atopy in 1482 pupils in eight schools in Sweden by using a questionnaire. Their results revealed a direct relationship between the concentration of the microbial VOCs and the presence of asthmatic symptoms in pupils. Johnson et al. [63] showed that lack of adequate air change and ventilation rates increased the concentration of the indoor contaminations, including VOCs, in the classrooms of twelve Oklahoma City schools.

The concentration of various VOCs, including formaldehyde, benzene, toluene, naphthalene, and xylene, has been monitored in different seasons during the year to evaluate the exposure risk level [9]. Another VOC found in schools is formaldehyde, which is frequently utilized to produce construction materials and a variety of other products [80,81].

Specific VOCs, such as benzene and formaldehyde, recognized carcinogens, have been strongly connected to health effects [82,83]. Sofuoglu et al. [84] showed that the formaldehyde concentration was the highest among the detected VOCs in three primary schools in Turkey. They characterized formaldehyde as a concerning pollutant with multiple carcinogenic risk levels in Turkish schools. Their results revealed that, besides formaldehyde, naphthalene, benzene, and toluene were indoor air pollutants with high concentrations. The measurement of fifteen typical VOCs concentrations in Minnesota (USA) schools showed that the exposure level of children to VOCs was higher in winter than spring [85].

High levels of VOCs in schools are suspected of causing irritation, throat dryness, allergies, and respiratory health problems [86, 87]. Current asthma risk is raised by 1.3 when VOC concentrations are increased by  $10 \mu\text{g}/\text{m}^3$  [88]. Furthermore, TVOC levels are associated with chronic airway, general, and eye symptoms [89]. Daisey et al. [27] indicated that exposure to formaldehyde emitted by the polyurethane foams and adhesives causes eye, skin, and respiratory problems, which in severe cases can lead to asthma in children. However, exposure to persistent compounds (such as polycyclic aromatic hydrocarbons) can lead to specific types of cancer in individuals [27].

### 3.1.3. $\text{CO}_2$ exposure

The  $\text{CO}_2$  concentrations are high in most school environments since a natural ventilation system is the primary approach to improving indoor air quality [30,90,91]. The indoor  $\text{CO}_2$  level is not considered a pollutant by the WHO. While indoor  $\text{CO}_2$  concentration is used as an indicator to evaluate IAQ [64], this meaning is commonly misinterpreted within the HVAC industry, despite efforts to address this confusion in standards, technical reports, conferences, and workshops [92].

Pupils' physical activity, window and door opening patterns in the classrooms, and ventilation performance can control the  $\text{CO}_2$  levels in classrooms [61,93,94]. Awadi et al. [95] investigated the impact of  $\text{CO}_2$  levels on the health risk of pupils in three schools in Kuwait. Their results showed a high concentration of  $\text{CO}_2$  in classrooms, which indicated poor indoor quality, consequently increasing the health risk of pupils and reducing their educational performance. Madureira et al. [96] studied the relation between the indoor air pollution level and health issues, such as allergy and asthma, in primary schools in Portugal. Their measurements indicated that the concentration of  $\text{CO}_2$  exceeded 1,000 ppm in highly occupied classrooms, thus decreasing the indoor air quality.  $\text{CO}_2$  concentration data was used to evaluate airborne infectious diseases in 45 classrooms in 11 UK schools [97]. In this research, the variation in  $\text{CO}_2$  concentration and ventilation rate affected the infection risk in different seasons with the greatest risk being in January.

Kalimeri et al. [47] measured various parameters in school environments in Greece. The parameters measured were, amongst others,  $\text{CO}_2$  concentration, relative humidity, temperature, and formaldehyde, and it was reported that inadequate ventilation was a major indicator of bad indoor air quality. Turunen et al. [98] investigated IAQ and pupils' health for 6th-grade pupils in schools in Finland, and found a significant statistical correlation between temperature and self-reported bad indoor air quality. Another finding was that the lower the ventilation rate and the higher the temperature, the higher were pupil reports that the CAQ was poor. Smedje et al. [88] found no significant relationship between asthma symptoms and normal measured IAQ parameters, such as  $\text{CO}_2$  concentration and humidity in Sweden. Simoni et al. [99] researched respiratory health for pupils in Norway and reported that children exposed to  $\text{CO}_2$  levels above 1,000 ppm had a higher risk of having a dry cough.  $\text{PM}_{10}$  values above recommended levels also showed that nasal patency was lower than for children less exposed.

### 3.1.4. CO exposure

CO exposure is an acute hazard because it is odorless, colorless, and lethal. CO has been detected infrequently in schools with its primary source being automobile emissions [100]. When permitted, CO is mainly produced in school buildings by combustion sources such as heaters, gas and wood stoves, and smoking [101]. CO was found to be substantially linked with asthma and eczema [102].

### 3.1.5. $\text{NO}_2$ exposure

In the indoor environment,  $\text{NO}_2$  emissions are produced by gas appliances, heaters, and cigarette smoking. These sources are rare in the majority of schools. Without interior pollution sources,  $\text{NO}_2$  levels in classrooms are often associated with outdoor levels [103].  $\text{NO}_2$  concentrations in schools increased throughout the warmer season, enhancing greater NO to  $\text{NO}_2$  conversion and resulting in  $\text{O}_3$  production in the presence of VOCs and sunlight [28].  $\text{NO}_2$  exposure is associated with increased respiratory symptoms, allergy exacerbations (particularly to indoor allergens), conjunctivitis, wheezing, and itchy skin rash [104,105]. Exposure to higher indoor  $\text{NO}_2$  concentrations in schools (higher than the  $40 \mu\text{g}/\text{m}^3$  limit recommended by WHO) was strongly associated with the prevalence of asthma and respiratory morbidity [29,104,106].

### 3.1.6. Ozone [ $\text{O}_3$ ] exposure

Overall, outdoor  $\text{O}_3$  concentrations are greater than those found inside schools [76,107]. In addition to filtration of the ventilation air as it enters the building, deposition on different solid surfaces, and chemical reactions in the indoor air result in a decreased indoor/outdoor ratio for  $\text{O}_3$  in the school [107,108]. Lower indoor  $\text{O}_3$  concentrations may also be caused by the absence of large sources in classrooms, such as photocopying machines or ozone generators [103].

WHO [82] recommended ozone values of less than  $100 \text{mg}/\text{m}^3$  for 8 h. However, the total evidence revealed that an increase in the range of  $30\text{--}50 \text{mg}/\text{m}^3$  could result in a minimum 6% rise in the relative risks of illness-related absence among pupils. Specific health effects accounting for absenteeism at elevated ozone levels are primarily related to respiratory illness, with the relative risk of respiratory diseases, wet cough, and nocturnal attacks of breathlessness [106,109,110]. Is it worth mentioning that ASHRAE Standard 62.1 requires mitigation of ventilation air if outdoor ozone exceeds  $0.100 \text{ppm}$  ( $195 \mu\text{g}/\text{m}^3$ ) [111].



### 3.1.7. PM exposure

Many schools have identified particulate matter (PM) pollution as a major source of indoor air pollution. Particulate pollutants come from various sources, including chalk dust, soil dust, new furniture, cleaning operations, particle resuspension due to pupil movements, combustion sources (including heaters, gas and wood stoves), smoking where permitted, and also outdoor sources (traffic, industrial emissions, and wild fires). However, Raysoni et al. [112] showed that the primary source of PM contamination in schools is outdoor air. Particles also enter schools via ventilation and infiltration from the outside environment, especially in metropolitan areas where automobile exhausts are the primary source [107,113,114].

Fine and ultrafine particulate matter may pose a serious health concern due to their origin in combustion processes [115]. Such pollutants can cause health issues, including asthma and respiratory system problems in children [116]. Various research results showed that PM could carry heavy metals and polycyclic aromatic hydrocarbons [117–119]. It is proven that inhaling PM causes greater risk to children than to healthy adults, owing to their lower fractional deposition efficiency and greater breaths/minute resulting from their lung size [120].

It was also reported that the concentration of PM<sub>10</sub> particles increases in highly occupied classrooms. Moreover, high levels of pupil activity increase PM levels in the air due to the resuspension of particles already present on surfaces [121].

Exposure to heavy metals and the contaminants carried by PM<sub>10</sub> particles increases the risk of respiratory sickness, and lung cancer among pupils [72]. PM<sub>1</sub> exposure at school had toxicological consequences, mostly on baseline lung function in children with chronic respiratory illness [122]. Exposure to mean PM<sub>2.5</sub> concentrations in the range of  $20.5 \pm 2.2$  mg/m<sup>3</sup> was linked to conjunctivitis, hay fever, an itchy rash, and sensitization to outdoor allergens [104]. Fonseca et al. [71] investigated the impact of particle contamination exposure doses in preschool children in Portugal. Their results revealed that children attending schools in urban areas were exposed to a higher level of PM contamination due to higher traffic density.

### 3.1.8. Fungi and bacteria exposure

*Penicillium*, *Cladosporium*, *Aspergillus*, and *Alternaria* are the most common fungi found in indoor school environments, and their prevalence varies depending on climate and location, whether rural or urban. According to several studies [123–125], the mean total indoor fungi concentrations (CFU/m<sup>3</sup>) in school classrooms ranged from 92 to 505 colony-forming units (CFU). Numerous studies have found positive relationships between exposure to fungi particles at mean concentrations of 260–1297 CFU/m<sup>3</sup> with general and respiratory symptoms among pupils [106,126]. Incidence of wheezing, asthmatic attacks, headaches, sore throat, weariness, and coughing were also reported in schools as severe general symptoms of fungi in the school buildings [106,126].

Bacteria concentrations ranged from 250 to 17,000 CFU/m<sup>3</sup> in schools [79], and *Staphylococcus*, *Corynebacterium*, and *Bacillus* are the most commonly found types [127]. Although exposure to damp buildings has been shown to increase the risk of developing health problems, there is no explicit minimum threshold for microbiological concentrations and microbial by-products. Bacteria have been associated with the current risk of asthma and nocturnal breathlessness [79]. According to the "hygiene hypothesis", exposure to low microbial concentrations and endotoxins may protect pupils from school respiratory symptoms and asthma [79,127,128].

## 3.2. Ventilation in classrooms

ASHRAE Standard 62.1 recommends a minimum ventilation rate of 6.7 L/s-person for classrooms ( $5 \text{ L/s-person} + 0.6 \text{ L/s-m}^2$ , assuming the default occupant density of 35 person (age 9+) in 100 m<sup>2</sup>) [111]. Increases in ventilation rates of up to 20 L/s per individual have been found to reduce the prevalence of sick building syndrome symptoms and enhance IAQ [129]. Poor ventilation rates in classrooms influence not just the comfort and health of pupils but also their learning performance [130]. According to Shaughnessy et al. [131], there is a negative relationship between pupils' math standardized exam results and ventilation rates.

In general, specific air pollutants may cause significant and persistent immunosuppressive reactions, leading to increased infectious diseases and neoplasia (abnormal benign or malignant cell growth) [132]. School absenteeism can be correlated with low air quality and pollution problems [133]. The sources are multiple, and standard do not always ensure the acceptable pollution levels. A range of significant pollutants (CO<sub>2</sub>, Particulate matter (PM<sub>2.5</sub>, PM<sub>10</sub>), Total volatile organic compounds (TVOC), and a set of specific volatile organic compounds (VOC) including aldehydes) was identified as critical for educational building environments in nine Mediterranean schools [134]. Also, PM<sub>2.5</sub> and nitrogen dioxide (NO<sub>2</sub>) were found to have similar dynamics in 109 French schools due to their outdoor sources whilst certain classes of pollutants, such as the VOCs, are less easily treated since they are more likely to vary in concentrations within the indoor premises and may not be controlled at all [135]. Moreover, it was demonstrated that most poor indoor air quality is highly correlated with outdoor pollution levels [136–138]. Thus, the presence of pollutants specific to the outdoor environment, like NO<sub>2</sub>, equivalent black carbon, PM<sub>2.5</sub>, the number and concentration of ultrafine particles, road-traffic-related trace metals, and particularly the particulate matter, underscores the need to consider mandating proper filtration of the fresh air intake.

Moreover, the pandemic period has highlighted the importance of proper ventilation, air distribution, and effective air change in schools [139–141] since in crowded indoor settings, infectious diseases can propagate faster, and children are usually a transmission vector towards families, even when the symptoms are milder in a younger population [142]. The long period of time spent in classrooms significantly increases the risk of infection, risk also observed in the case of other types of high density occupancies (e.g. restaurants, public events, or public transportation), especially when inadequate ventilation and air distribution systems are in place [143]. Additionally, one of the most encountered pollutants in schools, PM<sub>2.5</sub> [144], has a positive association with the spread of COVID-19, as it can act as a nucleation site to transport viruses directly into the respiratory system [145]. This could also be due to an inadequate ventilation rate.

Current norms and guidelines for the ventilation of educational buildings differ among countries and regions. In general, a minimum airflow rate per person and/or per floor area unit is required to dilute the air pollutant concentrations to a specific level of air

quality. Usually, the ventilation rate is expressed in L/s ( $\text{m}^3/\text{h}$ ) per person or L/s ( $\text{m}^3/\text{h}$ ) per  $\text{m}^2$  floor area. However, these minimal requirements may not address specific occupancy types, levels of activity, or types of pollutants, leading to ventilation rates in classrooms that are often lower than the minimum ventilation rates specified in building codes and standards [146]. Furthermore, the maximum concentration of  $\text{CO}_2$  in classrooms might vary by different standards, however, the upper threshold is about 1,000 ppm [147–149]. However, it remains the primary indicator for IAQ level, even if other pollutants or respiratory airborne transmission contaminants pose higher risks to the occupants. So far, there is a clear knowledge gap related to ventilation constraints necessary to provide acceptable safety concerning airborne transmissible diseases in classroom environments but to consider at the same time other types of concerns like air pollutants (chemical gaseous and particulates) or energy efficiency. Comprehensive ventilation strategies are needed to tackle infectious respiratory risks and provide pupils with healthy CAQ conditions [150].

Due to high occupancy rates, it is mandatory to provide classrooms with ventilation systems that can deliver outdoor air to the breathing zone, prevent indoor cross-infection, and dilute pollutants. Ventilation strategies can be classified as natural, mechanical (unidirectional and bidirectional flow), or hybrid ventilation, which represents a combination of systems designed to supply interior spaces with (filtered) outdoor air and to extract polluted indoor air. An adequately controlled hybrid ventilation system operating in mechanical supply mode can provide adequate ventilation and effectively decrease the concentrations of some indoor-generated pollutants [151]. The mechanical supply should function in heat recovery mode in colder periods and when avoiding overheating is necessary. Usually, old schools are not equipped with mechanical ventilation, relying on natural ventilation (natural driving forces), which require careful management of opening windows to be effective [152]. However, the COVID-19 pandemic has generated an increased awareness of the need for proper ventilation, and national and international guidelines have been released to promote rigorous natural ventilation plans [153].

Natural ventilation is the most common type of ventilation system used in educational buildings, being predominant in the US, Southern, and South-Eastern Europe, China, India, Australia, etc. [16], while the Nordic countries have similar percentages of mechanical or hybrid ventilation versus natural ventilation. The UK has a significant percentage of schools naturally ventilated, the mechanical ventilation systems being present in approx. 12% of the buildings [150], while Canada is intensely investing in equipping all educational buildings with heating, ventilation, and air conditioning (HVAC) systems, given the recent pandemic concerns.

Ensuring good CAQ depends on several factors. The air distribution system has an important function in introducing the outdoor air into the classroom. When a mechanical ventilation system is in place, mixing ventilation (MV) systems are used for fresh air provision in classrooms and the dilution principle is applied. However, studies indicate that other air distribution systems (displacement or personalized ventilation) can provide efficient ventilation in classrooms, considering the constraints of infectious respiratory diseases.

Several studies indicate that existing ventilation methods are not appropriate for preventing short-range airborne transmission of respiratory droplets between indoor occupants (even more so if the occupancy rate indoors is high), and new intervention methods, for example, personalized ventilation, which delivers fresh air in the breathing zone, are recommended [154,155]. However, personalized ventilation should complement other HVAC systems, and complex installation is needed if this was not considered at the concept phase of the building. Additionally, local discomfort can be felt by the users [156].

Displacement Ventilation (DV) has a higher ventilation efficiency in the occupant zone [25,26] and is characterized by a low momentum flow. Compared with mixing ventilation, DV provides better air quality in the occupation zone. The type of supply air diffuser does not seem to be of significant importance as long as the principle of displacement is respected. However, the system is efficient when the supply operates in isothermal conditions or with cooler airflow, while for heating mode, complementary or adjustable systems are necessary [157]. Moreover, the children can feel thermal discomfort at specific air velocities. When increasing the momentum, a hybrid system replaces the DV with a confluent jet system, which performs slightly better for higher heat loads [158, 159]. The stratum ventilation system also brings fresh air into the breathing zone, allowing the inlet air to flow out horizontally [160]. Though, in the case of schools with high occupancy, the crossflow infection risk for highly contagious diseases could be substantial.

Another low momentum system is represented by an underfloor air distribution system which can perform better in the case of airborne infection risk due to vertical flow. For such reasons, it is required that the exhaust outlets should be far away from the breathing zone of the occupants, and special attention should be given to teachers who are usually standing [161]. Nevertheless, in such cases, the dust and particles on the ground can be driven into the flow.

### 3.3. Thermal comfort in school classrooms

Indoor thermal conditions in classrooms are particularly significant as school children are more vulnerable to adverse environmental stimuli than adults [2,162–164]. Research literature reports physical and physiological differences between children and adults, including different surface-area to mass ratios, sweating rates, metabolism, body temperature, and cardiac output [165–167]. Havenith [165] collected data on the metabolic rate of Dutch school children in classrooms and found their metabolic rates (watts per square meter body surface area) were lower than an adult for a similar level of activity [164]. For instance, the metabolic rate of senior primary school children (i.e. 10–11 year olds) for passive activities in the classroom ranging from 62 to 64  $\text{W}/\text{m}^2$  is 10% lower than the values for office sedentary activity (i.e. 70  $\text{W}/\text{m}^2$ ) stipulated in ISO 7730 [168]. Children have a larger ratio of body surface area to mass compared to adults; the surface-area to mass ratio of an 8–9 year old child (e.g. 130 cm, 20 kg, 0.87  $\text{m}^2$ ) can be 40% greater than that of an adult (e.g. 175 cm, 67 kg, 1.81  $\text{m}^2$ ) [169]. Also, children have a lower sweating rate (which is proportional to metabolic rate) [166,169] and lower cardiac output [167].

Aside from the physical and physiological differences between children and adults that may influence their thermal regulation and perception, distinctive contextual factors should also be considered [170]. Adjusting clothing based on indoor and outdoor temperatures is an important method to help occupants adapt to the surrounding thermal environment. However, Kim and de Dear [171] found that Australian pupils' clothing insulation remained almost unchanged across the entire range of indoor and outdoor

**Table 1**  
The effects of indoor air quality in classrooms on cognitive performance and learning by children [38].

Study	Classroom air quality (CAQ)	Measurements of cognitive performance or learning or absence rate	Major results
Myhrvold et al. [185] Ribic [186]	CO <sub>2</sub> : 1500–4000 vs. <1000 ppm CO <sub>2</sub> : 3800 to 870 ppm	Simple reaction time. Concentration and attention (d2-test).	Reduced CO <sub>2</sub> levels improved performance. Reduced CO <sub>2</sub> improved performance.
Sarbu and Parcurar [187] Coley et al. [188] Bakó-Biró et al. [184]	CO <sub>2</sub> : 2000–500 ppm CO <sub>2</sub> : 2900 to 690 ppm 1 L/sp to 8 L/sp (1500–5000 to <1,000 ppm)	Concentration and cue-utilization (Kraepelin and Prague tests). Reaction time. Reaction time, concentration and attention, recognition and memory.	Reduced CO <sub>2</sub> improved performance. Improved performance at lower CO <sub>2</sub> levels. Improved performance at a higher ventilation rate.
Mattsson and Hygge [189] Hutter et al. [190]	Reduced particle levels and cat allergen. Reduced levels of tris(2-chlorethyl)-phosphate (TCEP) in PM <sub>10</sub> , PM <sub>2.5</sub> , and dust; and CO <sub>2</sub> .	Five performance tests. Reasoning component of general intelligence (Standard Progressive Matrices).	Finding synonyms improved but most likely due to chance. Cognitive performance improved with reduced levels of pollutants.
Wargocki and Wyon [191] Bakó-Biró et al. [184] Petersen et al. [192]	Ventilation rate between 3 and 10 L/sp. Ventilation rates changed from 0.3 to 0.5 to 13-16 L/sp. Ventilation rates changed between 1.7 and 6.6 L/sp.	Arithmetical calculations and language-based tasks. Arithmetical calculations and language-based tasks. Arithmetical calculations and language-based tasks.	The speed at which tasks were performed improved with no effects on errors. Task performance improved with increased ventilation. Performance of addition, number comparison, grammatical reasoning, and reading and comprehension improved at a higher ventilation rate.
Hviid et al. [193] Wargocki et al. [194]	The ventilation rate changed from 3.9 to 10.6 L/sp. Concentrations of airborne particles reduced in all size ranges and reduced settled dust on horizontal surfaces.	Arithmetical calculations and language-based tasks. Arithmetical calculations and language-based tasks.	Processing speed, concentration, and mathematical processing improved. No effects on cognitive performance.
Haverinen-Shaughnessy et al. [195] Haverinen-Shaughnessy and Shaughnessy [182]	Different CO <sub>2</sub> levels corresponding to ventilation rates up to 7 L/sp. Different CO <sub>2</sub> levels corresponding to ventilation rates up to 7 L/sp.	Language and mathematical examinations. Mathematical scores.	3% more pupils passed the tests for every 1 L/sp increase in ventilation. Math scores improved by 0.5% for every 1 L/sp increase in ventilation.
Mendell et al. [196] Toftum et al. [197]	Ventilation rates and CO <sub>2</sub> levels. Classrooms with natural ventilation, exhaust ventilation, and mechanical ventilation systems.	Scores in mathematics and English. Academic achievements (Standardized Danish test scheme) – mainly language-based and math tests.	A 10% increase in ventilation resulted in a 0.6 point increase in the score obtained in the English test. The lowest scores were observed in naturally ventilated classrooms with the highest CO <sub>2</sub> levels.
Gaihre et al. [198] Kabirikopaei et al. [199] Lau et al. [200]	CO <sub>2</sub> : 600 to 2,100 ppm Ventilation, particle levels, ozone. Presence of unit ventilators.	Educational attainment measured as the % of class attaining the average level expected for the group. Reading and mathematical scores. Reading and mathematical scores.	No relationship was observed between CO <sub>2</sub> levels and educational attainment. Scores higher with increased ventilation rates. Fine particles were associated with math scores and ozone with reading scores. Presence of unit ventilators associated with higher coarse particles, lower ventilation rates, higher noise, and lower mathematics scores.
Murakami et al. [201] Ito et al. [202] Pilotto et al. [203] Bernier [204] Ervasti et al. [205]	Ventilation rate changed between 0.4 and 3.5h <sup>-1</sup> . Ventilation rate changed between 0.4 and 3.5h <sup>-1</sup> . Pollutants from gas heaters. School maintenance. Perceived air quality.	Learning by college pupils. Learning by college pupils. Attendance in schools. Academic achievements. Short-term sick leave.	Learning improved with increased ventilation. Learning improved with increased ventilation. The presence of pollutants reduced attendance. Poor maintenance reduces academic achievement. Sick leave (of teachers) increased with poor perceived air quality.
Shendell et al. [206] Gaihre et al. [198] Simons et al. [207] Kolarik et al. [208] Mendell et al. [209]	CO <sub>2</sub> concentration. CO <sub>2</sub> : 600 to 2,100 ppm Poor ventilation. CO <sub>2</sub> below 1000 ppm (average 640 ppm). CO <sub>2</sub> levels.	Sick absence. Absence rates. Sick absence. Sick absence (day-care centers). Illness absence.	Pupil absence decreased by 10–20% when the CO <sub>2</sub> concentration decreased by 1,000 ppm. An increase of 100 ppm of CO <sub>2</sub> corresponds to a 0.2% increase in absence rates. Higher sick absence linked with poor ventilation. Increasing the air change rate by 1 h <sup>-1</sup> would reduce the number of sick days by 12%. Illness absence decreased by as much as 1.6% for each additional 1 L/s per person of the ventilation rate.

(continued on next page)

Table 1 (continued)

Study	Classroom air quality (CAQ)	Measurements of cognitive performance or learning or absence rate	Major results
Deng and Lau [210]	Different parameters characterizing CAQ.	Illness-related absenteeism.	Presence of fine particles during the cooling season increased absence rates, while the increased absenteeism during the heating season was caused by reduced ventilation (indicated by the increased CO <sub>2</sub> levels).

temperatures during the whole survey period in subtropical Sydney, perhaps because of the presence of a school uniform dress code or peer group norms. In addition to the reduced degrees of freedom for clothing adjustment, the possibilities of modifying activity level (metabolic rate) or adjusting environmental variables (e.g. opening windows or doors, using fans, etc.) are limited for pupils during lessons. Pupils in classrooms are not active users of the environment but rather passive recipients of the conditions. Teachers are active users, but they are more likely to adjust classroom temperatures based on their thermal preferences rather than those of pupils.

Haddad et al. [172] discussed Iranian pupils' thermal comfort and confirmed that children's thermal neutrality was a few degrees lower than adults under identical thermal conditions, which could be due to a difference in their metabolic rate level. Similarly, Kim and de Dear [171] collected 4866 responses from school classrooms in Australia across two summer seasons. They found that the pupils generally preferred "cooler-than-neutral" sensations. The preferred temperature was estimated to be 2–3 °C below the neutrality predicted for adults under the same thermal environmental exposures. Studies in Chile [173] and the Netherlands [174] also indicated lower comfort temperatures of pupils compared to adaptive models. Dorizas et al. [175] investigated CAQ in schools and found that a temperature of 22.31 °C made the pupils feel satisfied, while temperatures above 25 °C made them feel dissatisfied.

On the other hand, Liang et al. [176] found the neutral temperature for the pupils in the hottest month in Taiwan to be up to 29.2 °C, which is higher than the corresponding value stipulated in the ASHRAE Standard 55 [177]. According to recent reviews [178,179], the general consensus is that school pupils tend to feel comfortable in indoor climates that are "slightly cooler" than the adult thermal neutralities observed in office settings.

A high-quality classroom thermal environment should benefit pupils' academic performance. It is suggested that the magnitude of the negative effect of classroom temperature on performance was, for some tasks, as high as 30% [180]. Still, there are few studies on direct associations between indoor classroom thermal conditions and performance [2]. Romieu et al. [181] found a connection between temperature and absenteeism for respiratory illness. The probability of absenteeism was 1.28-fold higher in high-exposure compared to low-exposure pupils. There are two competing schools of thought on the relationship between temperature and performance.

Five decades ago, Wyon conducted an experiment with Swedish children under three classroom temperatures, concluding that children's performance of school exercises was significantly lower at 27 °C and 30 °C in comparison with 20 °C [180]. Haverinen-Shaughnessy and Shaughnessy correlated state-wide assessment of learning with measured classroom temperatures, finding a 13% increase in math scores for every 1 °C decrease of classroom temperature [182]; however, the state-wide assessment was not always on the same day that the temperature measurement was carried out, making their conclusions about temperature-performance relationships tenuous. Porrás-Salazar et al. [183] found the neutral temperature for pupils in a tropical climate to be 27 °C and a slightly cool environment most conducive to the performance of schoolwork to be 25 °C. Wargocki et al. [17] examined all studies on the effect of thermal environment on pupils' performance and found that temperatures below 22 °C would be optimal. However, it is hard to reach a consensus with limited studies reflecting the direct associations between indoor classroom thermal conditions and performance so more research is needed to confirm the most appropriate model to guide the design and operation of the classroom environment.

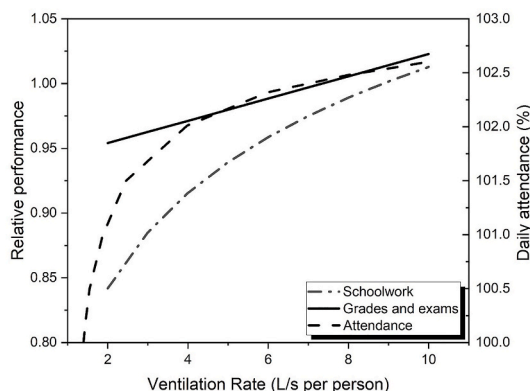


Fig. 4. Performance of schoolwork (speed), national and aptitude tests and exams, and pupils' daily attendance as a function of classroom ventilation rates [17].

### 3.4. Pupils' performance and classroom air quality

#### 3.4.1. Classroom air quality and cognitive performance

Most of the studies investigating the effects of CAQ on cognitive performance are summarized in Table 1. These studies confirm that poor air quality affects both typical schoolwork of pupils, i.e. performance in simple learning tasks such as math and language exercises and pupils' examination grades and end-of-the-year results. Some studies observed that poor CAQ also increased absenteeism, a marker of health effects and their impact on proper learning.

Low classroom ventilation rates can impair pupils' attention and vigilance, lowering memory and concentration [184]. This study showed that in poorly ventilated classrooms, pupils are likely to be less attentive. The magnitude of the adverse effects of inadequate ventilation was even higher for tasks that require more complex skills such as spatial working memory and verbal ability to recognize words and non-word data.

Wargoeki et al. [17] analyzed all published evidence on the effects of CAQ where the measurements of CO<sub>2</sub> (a proxy for classroom ventilation) were reported along with the cognitive performance of pupils. They aimed to establish the impact of the indoor environment parameters on pupils' performance and attempted to identify the minimum air quality levels needed to avoid the risk of reduced performance. They separately analyzed the results from the studies examining schoolwork, grades and exams, and absence rates. In the absence of an air quality metric, they used CO<sub>2</sub> as an indicator of IAQ (ventilation).

Fig. 4 shows the relationships established by Wargoeki et al. [17]. They concluded that increasing the ventilation rate in classrooms to 10 L/s per person would bring significant benefits and improve learning and reduce absenteeism. It was found that the CO<sub>2</sub> concentration should be kept at or below 900 ppm. No data could be found on whether CO<sub>2</sub> levels lower than 900 ppm or ventilation rates higher than 10 L/s per person would bring additional benefits. However, considering that the relationship between the performance of office work and ventilation is log-linear [211], it is likely that additional ventilation improvements would bring further benefits, as also suggested by the relationships presented in Fig. 4.

#### 3.4.2. Social impact of classroom air quality

There are very few assessment studies on the impact of improving CAQ on socio-economic benefits. Wargoeki et al. [212] estimated the benefits of improved ventilation in Danish classrooms. Assuming that all Danish classrooms are ventilated at a rate of 6 L/s per person, which is the case for about 50% of classrooms [197], an assessment was made of the benefits that might be obtained if the ventilation rate is increased to 8.4 L/s per person, which is the requirement in Sweden. Using the Danish Rational Economic Agency Model (DREAM) and data from Chetty et al. [18], it was estimated that improvements in ventilation would yield an average annual increase in the gross domestic product (GDP) of €173 million and an average annual increase in the public budget of €37 million in the following 20 years. The impact is generally due to more pupils completing their education under favorable learning conditions. These estimates were based on increased productivity in adult life due to better exam grades in school, fewer pupils staying longer in elementary schools (which is a non-compulsory 10th grade in Denmark), resulting in overall shorter education periods, reducing the period for joining the job market, and reduced teacher sick leave.

It is well established that indoor air quality improves by increasing the outdoor air supply rate. There are also studies showing the benefits of using mechanical ventilation systems in schools [213]. However, very limited data exist on the effects of using other approaches to control sources of pollution in classrooms or the use of air purifiers [214].

### 3.5. Energy and classroom environment quality

Worldwide energy consumption is continually growing, and a large proportion of this growth is associated with non-domestic buildings which consume 11% of European and 18% of the USA's total energy [215].

The most influential factors in building energy consumption have been reported by Yu et al. [216]: 1) Climate; 2) Occupant behavior; 3) Building-related; 4) User-related; 5) Service and operation of the building; 6) Social and economic factors; and 7) The required indoor air quality. All of these parameters can contribute to higher or lower energy consumption. Building-related parameters can be age, orientation, window-to-wall ratio, area, leakage of the building envelope, and U-value. The service and operation of the building also influence energy consumption. This can be the operation time of the HVAC system, maintenance procedures, and the age of the system [216].

#### 3.5.1. Breakdown of energy consumption

Although some benchmarks provide category energy breakdowns (e.g. lights, cooling, heating, ventilation), such data still fail to show the yearly energy consumption associated with each category. Norwegian Standard NS 3031:2014 [217] presents a breakdown of energy consumption into six categories, distinguishing between thermal energy needs (Categories 1, 2, and 3) and electricity-specific energy needs (Categories 4, 5, and 6). These energy posts can generally be simulated in software with standard values from NS 3031:2014. On the other hand, field measurements of energy per purpose are often impossible because some buildings are not equipped with detailed sensors [218]. Sometimes buildings are equipped with sensors to measure energy consumption, but there can be problems with data communication. Ouf and Issa [219] state that different metrics serve various purposes and presented results on the same data set by analyzing energy consumption per occupant and per floor area at schools in Manitoba, Canada. This study shows that middle-aged schools consumed the most energy when using energy consumption per floor area. Analyzing energy consumption per occupant, the oldest schools consumed the most energy.

#### 3.5.2. School buildings' energy consumption

There have been many reports summarizing the energy consumption of school buildings in various countries and regions

worldwide. According to the National Center for Education Statistics, almost 100,000 public K-12 schools representing 5% of commercial building energy consumption expend \$8 billion in utility bills and serve 50 million students plus three million teachers. A report from Texas found that 71% of school units use \$70–200 of energy per pupil [220]. The annual energy consumption of primary and secondary schools in the eight US climate zones are 173 kWh/m<sup>2</sup> and 257 kWh/m<sup>2</sup> respectively [221]. In China, a survey shows that the total annual energy consumption of school buildings in the cold region is about 103 kWh/m<sup>2</sup>, and the average annual power consumption per unit area of the surveyed public buildings is 24.31 kWh/m<sup>2</sup> [222]. However, school buildings' average annual power consumption in temperate regions is about 30.61 kWh/m<sup>2</sup>, which is slightly higher than the national average of 29.6 kWh/m<sup>2</sup> [223]. In Hong Kong, the reported comprehensive annual energy consumption of school buildings is 105.61 kWh/m<sup>2</sup> [224].

Most Norwegian schools have high energy needs for ventilation, heating, and a minimum of cooling demand. The report highlights the increasing cooling need because of increasing heat-generating ICT (Information and Communications Technology) infrastructure in schools [218]. Kilpatrick and Banfill [225] have collected energy data from 48 schools, including 32 Secondary schools, 11 primary schools, and five specialized schools, and showed when and how much energy is used in a wide range of schools (see Table 2).

The average specific energy consumption for schools in Norway is reported as 170 kWh/m<sup>2</sup> per year. The total energy consumption includes space heating, ventilation, hot water, ventilation aggregates, lighting, and other electricity use. Ding et al. [226] investigated 40 schools connected to the district heating grid in Trondheim. The main finding was that the predicted annual demand for district heating and electricity was respectively 72 kWh/m<sup>2</sup> and 57 kWh/m<sup>2</sup>. This gives a total annual energy consumption of 129 kWh/m<sup>2</sup>.

In a recent publication [227], the annual energy consumption value presented for Cyprus schools, based on billed energy, is 62.75 kWh/m<sup>2</sup> and 116.22 kWh/m<sup>2</sup>, when expressed in primary energy.

The topic of energy relating to Hellenic schools has been abundantly published [228–234]. Greek climatic zone definitions have been changed. There were three climate zones within the previous regulation (TIR) (A–C). KENAK introduced an additional climate zone (D) within the northern regions of the country (zone C) [234]. In 2011, Dascalaki and Sermpetzoglou [229] undertook a comprehensive study aiming at assessing the energy performance of schools on a national level, embracing the three climatic zones (A–C). The collected data was used to define “typical” values, in other words, energy performance benchmarks. From a total selection of 500 schools, the average thermal, electrical, and total annual energy consumption was found equal to 57, 12, and 69 kWh/m<sup>2</sup>, respectively.

In March 2012, in a press release reported by the Paris mayor, the energy profile of schools in this city was revealed as 224 kWh/m<sup>2</sup> [221]. The value presented is expressed in primary energy comprising all the energy consumption in the Parisian schools (half of which were constructed between 1880 and 1948).

In North America, a reference table for Canada has been designed for different buildings to help balance their energy use to the national median. Herein, the recommended benchmark metric is the national median source – Energy Use Intensity (EUI), expressed in GJ/m<sup>2</sup>. The median EUI value is 197 kWh/m<sup>2</sup>. Since site EUI results in a mixture of energy (primary and secondary energy, depending on the type of energy provided to the building, e.g. raw fuel like natural gas vs. a converted product like electricity), the use of source EUI is recommended (the median of 283 kWh/m<sup>2</sup>) [235].

The values presented by Kim et al. [236], relating the average energy consumption of the elementary schools in South Korea, are expressed in MJ/m<sup>2</sup> in terms of annual energy use (electricity, oil, and gas) and *per capita*, ranging between 2,951 MJ/pupil to 3, 889 MJ/pupil. The sum of the three fuel types (energy consumption per unit area) was determined as 101.4 kWh/m<sup>2</sup>, 72% of which corresponds to electric energy use.

### 3.5.3. Indoor environment and energy consumption

The Energy Efficiency–Thermal Comfort–Indoor Air Quality dilemma is a relationship discussed in the research, amongst others [237]. It is essential to investigate and establish this relationship because energy efficiency measures in a building cannot be at the expense of the indoor environment. Zhang and Bluyssen [238] studied the indoor environment and energy consumption at nine primary schools in the Netherlands. Energy consumption was analyzed and categorized based on total energy consumption per category: year of construction, area, number of occupants, and ventilation system. The low-consumption buildings were the newest with fewer occupants, while the high-consumption schools were older, with more occupants. The low energy consumption schools had lower measured relative humidity than the high-consumption schools.

Pearson's correlation coefficient was used to assess potential correlations between energy consumption, measured indoor environmental parameters, and perceived indoor climate based on user satisfaction surveys. They concluded that the higher the electricity consumption, the more pupils complained about the IAQ. In general, they uncovered more complaints in the high-consumption schools. None of the correlations between measured indoor environment and energy consumption was found to be significant. The researchers recommended a higher resolution analysis.

**Table 2**

School details investigated by Kilpatrick and Banfill [225].

Year	FA (m <sup>2</sup> )	TEU (kWh)	Year	FA (m <sup>2</sup> )	TEU (kWh)	Year	FA (m <sup>2</sup> )	TEU (kWh)	Year	FA (m <sup>2</sup> )	TEU (kWh)
1960	2535	195,221	1960	15368	695,154	1960	9561	888,443	1960	11852	605,890
1980	9835	342,507	1970	11535	643,994	1930 <sup>a</sup>	14909	687,511	1979	10156	492,587
1989	11430	512,819	1893 <sup>a</sup>	11742	565,302	1940 <sup>a</sup>	13559	607,708	1975	11927	945,627
1991	12349	863,421	1978	11436	1,433,075	1940 <sup>a</sup>	11052	730,518	1960	1225	235,543
1954	13145	441,056	1965	11918	584,281	1950	14265	602,720	1980	7871	354,727

<sup>a</sup> School built at this date, but renovated after 2000; FA (Floor Area); TEU (Total Energy use).

A study from Gothenburg investigated 30 schools regarding yearly energy consumption per unit floor area and indoor environmental parameters [239]. Ventilation categories of the investigated schools were: (A) natural ventilation, (B) balanced ventilation with constant air volume (CAV), and (C) balanced ventilation with variable air volume (VAV) or demand-control ventilation (DCV). Based on field measurements of CO<sub>2</sub> concentration, temperature, and added humidity, this study reported a negative correlation between the year of construction and yearly energy use [kWh/m<sup>2</sup>] in the whole sample. The weekly average temperature and energy performance for category A was positive and weak. For categories B and C, it was negatively solid and significant. The weekly average CO<sub>2</sub>-concentration and energy performance found weak and insignificant relationships. This showed that the correlations were sporadic and differed over the categories. Other studies also showed that DCV could reduce energy consumption [240]. The measurements show that in all the case studies, the DCV system delivered and maintained good IAQ, even at reduced airflow rates [241]. Results of the case studies show that significant reductions in energy consumption are achieved for both the fans (50–55%) and ventilation heat losses (34–47%) [242].

Diffuse ceiling ventilation works through the low-impulse supply of air through the perforated panels installed as the suspended ceiling and was also subjected to investigation in many studies [243–247]. This ventilation system is proven to provide a good IAQ while lowering ventilation energy consumption.

Allab et al. [248], Ghita and Catalina [249], Dascalaki and Sermpetzoglou [229], and Pereira et al. [250] also investigated energy consumption and IAQ. A recent review article [44] suggests that control based on the internet of things (IoT) or artificial intelligence (AI) could be an effective method of providing optimized solutions for mixed ventilation strategies to balance natural and mechanical ventilation types in school buildings.

### 3.6. The impact of the outdoor environment on classroom air quality

The WHO indicates that all non-communicable diseases together accounted for 74% of the total deaths globally in 2019 [251]. Comparing different global risk factors shows that ambient air pollution is a leading cause of excess mortality and decreased life expectancy [252]. Air pollution was even more of a serious health problem than COVID-19 in 2020 [253].

Outdoor air pollution impacts IAQ using air change rates, including natural ventilation, mechanical ventilation, and infiltration [12,254–257]. Meanwhile, some pollutants are brought indoors through people's activities; for example, environmental bacteria and particles are transferred from shoes onto floors and carpets [254,258]. The main influencing factors can be grouped into outdoor contaminant concentrations and meteorological conditions [259,260].

#### 3.6.1. Outdoor contaminant concentrations

For schools, outdoor air pollutant sources, such as high-density traffic areas or industrial and construction activities, play an important role in final IAQ performance [134]. Studies have shown that numerous schools are located in areas with high levels of air pollutants [136,261,262]. The school's geographical location plays a significant role in formulating its indoor and direct outdoor air quality.

Many field tests have measured indoor and outdoor air quality in schools near particular locations such as industrial areas [263–265], transportation zones [266], and port areas [267]. The indoor air quality in a primary school located near a high-impact industrial site in Italy was assessed. The VOC concentrations were in line with or above those of other studies conducted in the same condition [264]. High metals and polycyclic aromatic hydrocarbon concentrations were detected, especially when schools were downwind of a steel plant. The indoor/outdoor (I/O) ratio showed the impact of outdoor pollutants, especially of industrial markers, such as Fe, Mn, Zn, and Pb, on indoor air quality [265]. A classroom near a busy intersection on a main arterial road was monitored. It was found that the by-products of motor vehicle emissions were the main contributor to indoor PM<sub>2.5</sub> [266], black carbon, and nanoparticles [268]. Similar results were obtained for schools in Greece and New Zealand, where combustion products from vehicles are the critical source of airborne particles [269,270].

#### 3.6.2. Meteorological conditions

The outdoor temperature, relative humidity, and wind speed affect I/O ratios [271]. Based on air pollution monitoring area data, a strong correlation between air pollutants and meteorological indicators was observed [272]. In non-winter periods, the outdoor temperature is higher than that indoors. This creates a thermal gradient, and so the outdoor air flows indoors, increasing the I/O of particulate matter [273]. The higher humidity during non-winter seasons reduces the outdoor particulate matter concentrations and increases the I/O ratio [274]. Further, higher wind speed increases the infiltration of outdoor particulates indoors. Correlation analyses show that outdoor meteorological factors affect indoor PM<sub>2.5</sub> concentrations [275]. Hence, meteorology plays a vital role in the migration of particulate matter indoors [276].

Airtight buildings have grown rapidly in order to conserve energy, to reduce the infiltration of outside air, and to make circulation of inside air in the occupied zone. There is a nexus between the ventilation and indoor air quality in buildings [277] as while airtight buildings can help conserve energy, they accumulate pollutants inside. The use of natural ventilation not only provides acceptable IAQ levels but also reduces energy use given the consequent reduction in the use of mechanical ventilation [278]. Outdoor pollution should be accounted for when making decisions on using a natural ventilation strategy. This is especially true for developing countries [279]. Hence proper management for school building characteristics is needed. Considering the mentioned problems, it is essential to develop practical methods of providing pollutant concentrations using the limited information available from public sources [280]. Taking these measures, we can get a quick picture of the pollution situation and further make better strategies for improving IAQ. Site-specific strategies for different school locations, such as transportation areas and industrial areas, should be developed to suit the characteristics of the schools in different areas.

## 4. Roadmap for the future improvement of classroom air quality

### 4.1. Raising awareness

#### 4.1.1. Deepening occupants' understanding of IAQ

Occupant behavior is one of the factors affecting CAQ. Therefore, there is a need to encourage and train school occupants (mostly teachers and children) [281,282]. Scientific activities and seminars are necessary to improve the occupants' knowledge and perception regarding the importance of indoor air quality [283]. To identify current problems and raise the solutions to solve these problems, children are asked to conceptualize solution. It is found that children can be valuable contributors in co-designing classroom environments [284]. By comparing the test-retest repeatability of questionnaires filled by children and parents, it can be concluded that children can give as, or even more, repeatable information about their respiratory symptoms and perceived indoor air quality than their parents [285]. Therefore, it may be possible to learn more about the needs of children and their ideas for improving indoor air quality.

#### 4.1.2. Deepening the understanding of pollutants characteristics

Compared with single pollutant measurements, multiple pollutants are more frequently studied. Most of these studies are focused on particulate matter, CO<sub>2</sub>, VOCs, and bioaerosols. However, the sample size for many measurements is not large. Most of the measurements are conducted for less than one year. Therefore, further research is needed to analyze the pollutant characteristics in school buildings in the world's different climatic, social, and cultural regions [286]. Long-term measures are essential for clarifying the hazards of contaminants. Simultaneous effects of different local factors add complexity, and more studies during different seasons are needed to identify additional developments in the future [287]. For other types of pollutants, more in-depth research is required in order to understand the specific mechanism of the impact on CAQ. Future research should aim at *in situ* measurements and a source apportionment approach to investigate CAQ levels within educational buildings to secure healthy conditions for the pupils and staff.

For some pollutants, like the airborne particles, experimental investigation of the indoor school environment is often difficult and expensive and poses several logistical and practical difficulties. Thus, it cannot be done frequently; additionally, air quality measurement to clarify uncertainties during early design stages is not possible. Physical processes are needed to address these situations. Numerical investigation is a great alternative in complementing laboratory and on-site measurements. Alternatively, numerical simulations based on the computational fluid dynamics (CFD) technique can be a powerful tool to complement measurement studies and provide valuable information regarding influential parameters in assessing CAQ [159,161]. In the future, more parameters and specific data should be obtained for CFD analysis to get a more in-depth understanding at contaminant characteristics.

#### 4.1.3. Deepening the understanding of health and performance effects

Many studies have focused on health and performance effects. Studies on social, economic, and multiple/synergic impacts are lacking. The main research hotspots are academic achievement performance and health effects associated with respiratory symptoms. Extending the analysis to other buildings such as homes seems necessary to determine children's exposure to indoor air with more accuracy and to assess their lifetime health risks [288]. A cross-sectional study is a commonly used method to investigate the relationship between health impacts and indoor pollutants. A longitudinal study would help increase the robustness of the quantitative analysis of the effects of the duration of pollutant exposures on health symptoms [289]. In addition, toxicological evaluations are recommended to develop practical risk assessments in future research [25]. More in-depth analysis of contaminants, such as characterizing particles' chemical composition, is needed to assess toxicology and health impacts [290]. It would also be helpful to examine how indoor environment quality in homes influences children's sleep quality and, consequently, whether it affects the next day's performance in schools and learning. Light exposure in schools and stress caused by exposures in classrooms may result in sleep disturbance of pupils and consequently poor cognitive performance and learning. It would be useful to examine these issues as well. Finally, the socio-economic consequences of health and performance effects on children in classrooms should be considered, including also the impact on teachers. Children staying at home because of health problems generate absenteeism from parents and guardians. Poor learning may have consequences on future incomes and thus may have consequences for individuals and society.

### 4.2. Source control

#### 4.2.1. Outdoor environment

The primary source of PM contamination in schools is outdoor air, like traffic and industrial emission [112]. The main source of CO and NO<sub>2</sub> is traffic. Infiltration from outdoor air strongly influences indoor levels, in particular within short distance from roadways or high-density industrial or traffic areas. Studies have shown that numerous schools are located in areas with high levels of air pollutants [133,259,260]. The school's geographical location plays a significant role in formulating its indoor and direct outdoor air quality. PM10 and total bacteria count levels for schools surrounded by roadways were found to be significantly lower than surrounded by buildings and mountains [291]. Therefore, suitable management for school building characteristics is needed. For new schools, reasonable consideration needs to be given to the location of the school, and for existing schools, pollutant-free control is required based on the environmental characteristics of the school's surroundings.

#### 4.2.2. Indoor material and activity

VOC exposure in schools is often related to construction materials, furnishings and painting materials, etc. Some of these emissions can be prevented by using low-emitting materials like improved plastics and paints (phenol resins instead of urea resins, polyurethane coatings, etc.) and solid wood or old furniture [291]. In addition, sealing and storing the liquid materials (paints, adhesives, cleaning products, etc.) and minimizing storage periods can mitigate pollution to some extent [292]. Pupil activities is an important source of



particle resuspension. Vacuum cleaning has a significant effect on reducing resuspension of small and larger particles, 2.5–10  $\mu\text{m}$  particles [293].

#### 4.3. Mitigation measures

The use of natural ventilation provides acceptable IAQ levels and reduces energy use given the consequent reduction in the use of mechanical ventilation [278]; therefore, most of the schools choose natural ventilation as the primary method for improving IAQ. However, indoor air levels were affected by surrounding environments [294,295] and improper natural ventilation practices may deteriorate indoor air quality; thus, it is essential to develop mitigation strategies to improve the IAQ and prevent the transmission of infectious disease in a naturally ventilated classroom [140]. For example, the proper design of the window openings, the interior layout, and the fresh air intakes are important to the IAQ of existing buildings adjacent to roadways [295]. However, the potential capacity of natural ventilation can be reduced by up to 88% considering WHO thresholds for  $\text{PM}_{2.5}$  according to a case study in Chongqing, China [279].

Relying on window opening as a tool for ventilation in heavily polluted areas is challenging because increased ventilation decreases the indoor  $\text{CO}_2$  levels but increases the  $\text{NO}_2$  and  $\text{SO}_2$  levels [296]. Hence proper management for school building characteristics is needed. Thus, it is essential to develop practical tools for detecting pollutant concentrations using the limited information available from public sources [280]. Taking these measures, we can get a quick picture of the pollution situation allowing better strategies for improving CAQ to be devised.

Field measurement, as well as numerical evaluation of CAQ, are the two methods frequently used to evaluate ventilation effectiveness. Good quality ventilation measurements are essential to produce accurate results. In many studies, the measurement approaches, boundary and climate conditions, and the statistical analysis of data collected were not described in adequate detail to evaluate their quality, reliability, validity, replicability, or applicability to the study design. For example, the airtightness of the school building needs to be considered when evaluating the effect of natural ventilation [297]. The outdoor environment is an inescapable factor affecting indoor air quality. In the future, site-specific strategies for different school locations, such as proximity to transportation routes and industrial areas, should be developed to suit the characteristics of schools in different regions. The research findings and recommendations could thus apply to many other schools with the same features.

#### 4.4. Integrated control

##### 4.4.1. Building design for balancing energy efficiency and human perceptions

The building itself is one of the main factors in improving IAQ. Optimizing passive design parameters of buildings (e.g., window to wall ratios, window orientations and sun shading installations) can significantly reduce the ventilation demands while maintaining indoor thermal comfort [44]. Airtight buildings that have been designed to conserve energy also reduce the infiltration of outside air. There is a nexus between ventilation and indoor air quality in buildings [277] since, while airtight buildings can help conserve energy, they can accumulate pollutants inside. However, when individuals stay indoors for long periods, they will be at risk of adverse health effects through their exposure to a potentially polluted indoor environment over a sustained period [298]. While studies are available around transport microenvironments [299], similar research is needed for school classrooms to fill this existing gap in current understanding.

##### 4.4.2. Choice of ventilation strategy

Different ventilation strategies have different performance in terms of improving IAQ, as well as energy saving performance. The use of sustainable design, such as solar energy, can improve energy efficiency while ensuring thermal comfort. Solar air heating technology is combined into the ventilation system. The average value of hourly solar contributions can be as high as 34.3% over a heating season. Although the economic effect of the new system is not the best, both its energy saving effect and environmental protection effect are significant [300]. Some ventilation systems are complex, such as passive with heat recovery. The feasibility of the system and the effectiveness needs to be taken into account. The assessment of the ventilation performance of PVHR systems depending solely on wind and buoyancy is complicated as they are dynamic systems that constantly balancing with the surrounding conditions, and the operation is highly correlated to the airtightness of the building's envelope [24]. It is necessary to develop more efficient and energy-saving systems in the future.

Besides, a solid and quantifiable comparison between the low-cost mitigation measures to enhance the air quality is recommended to clarify the economic and practical implementation and the effects on energy sustainability, thermal comfort, health, and security of the occupants [301]. For the future, the application of more expensive and complex mitigation measures should be evaluated.

## 5. Conclusions

This article presents a comprehensive review of the last 50 years of classroom air quality research to examine, discuss and understand the interaction between classroom air quality and pupils' performance, comfort, and health. The published articles summarized here investigated schools' air quality in 40 countries worldwide.

Most schools worldwide have basic natural ventilation systems; however, inefficient performance is inadequate for meeting the needs of their users. The design of new schools should require a particular type of effective ventilation system for achieving good air quality and protection against exposure to airborne particles and VOCs. When refurbishing existing schools, the challenge comes from finding a feasible solution to meet the CAQ requirements given the existing infrastructure. Demand-controlled ventilation, combined with an efficient air distribution system, could reduce the energy use required for mechanical ventilation and trigger the biggest saving

whilst securing the health and well-being of children in schools.

Probably the only general conclusion from the extant literature on thermal comfort is that school pupils tend to feel comfortable in indoor climates that are generally cooler than environments (e.g. offices) where adults feel thermally neutral. The classroom temperature that pupils deem comfortable depends on many factors, including, amongst others, the climatic context of the pupils and their prior exposure to air conditioning. More studies on the direct associations between indoor classroom thermal conditions and pupil performance are needed to confirm the suitable temperature-performance model.

In terms of pupils' learning performance, earlier studies consistently show that reduced classroom air quality will cause a reduction in cognitive performance of pupils with resulting negative consequences for progressive learning whilst increasing short-term sick leave. Most of the published work relates to the performance of school work, with the measurements of CO<sub>2</sub> concentrations being the proxy for classroom ventilation and air quality. Little data exists regarding the effects of specific pollutants, and such studies are much needed. The existing evidence suggests that keeping classroom CO<sub>2</sub> levels below 900 ppm (absolute level) reduces the negative impact on learning, but even lower levels may be more conducive; however, data for lower CO<sub>2</sub> levels are scarce. Children also prefer a cooler environment for effective learning.

Exposure to various air pollutants in school buildings risks severe damage to pupils' health since they inhale a larger volume of air corresponding to their body weights than do adults. This is especially important as many studies reported higher pollutant concentrations in schools than in residential and commercial buildings. The VOC pollutants are among the leading indoor air pollutants causing severe health issues for children and adults. On the other hand, many schools have identified particulate matter pollution as a major source of indoor air pollution. In addition, *Penicillium*, *Cladosporium*, *Aspergillus*, and *Alternaria* were the most common fungi found in school indoor environments, and their prevalence varies depending on climate and location, whether rural or urban.

Worldwide energy consumption is continually growing, and a large proportion of this growth is associated with non-domestic buildings. While few research studies provide a breakdown of energy consumption by energy category, including thermal energy and electrical energy, there is limited insight demonstrating detailed energy use profiles for heating, ventilation, and other building service systems in school buildings.

There is a great need for more comprehensive studies with larger sample sizes, including prospective cohort studies, with a characterization of strategies to promote indoor school environmental quality on environmental health exposure, student health and wellness outcomes, indoor satisfaction, and cognitive performance. Both ecological and behavioral factors affecting classroom air quality should be characterized along with the effects of indoor environmental controls on energy consumption.

#### Author Statement

Sasan Sadrizadeh: Coordination, paper structure, writing, reviewing, and revising. Other authors: writing, reviewing, and editing.

#### Declaration of competing interest

The authors declare that they have no known competing financial interests or personal relationships that could have appeared to influence the work reported in this paper.

#### Acknowledgment

This literature review study is inspired by the UK Clean Air Programme TAPAS-Tackling air pollution at school (NE/V002341/1). The authors from the Joint International Research Laboratory of Green Buildings and Built Environments would like to thank the sponsors for the research project "School Building and Children's Health" [Grant No: B13041]. This research study was financially supported by Formas, the Swedish research council [Grant No: 2021-01422]. The authors are also grateful for the input from Sustainable Energy & Environmental Systems Department at Lawrence Berkeley National Laboratory.

#### References

- [1] D. Grimsrud, B. Bridges, R. Schulte, Continuous measurements of air quality parameters in schools, *Build. Res. Inf.* 34 (2006) 447–458.
- [2] M.J. Mendell, G.A. Heath, Do indoor pollutants and thermal conditions in schools influence student performance? A critical review of the literature, *Indoor Air* 15 (2005) 27–52.
- [3] USEPA, US EPA, Risk assessment guidance for superfund volume I: human health evaluation manual (Part F, supplemental guidance for inhalation risk assessment), Off. Superfund Remediat. Technol. Innov. Environ. Prot. Agency 1 (2006) 1–68.
- [4] R.A. Parinduri, Do children spend too much time in schools? Evidence from a longer school year in Indonesia, *Econ. Educ. Rev.* 41 (2014) 89–104.
- [5] M.C. Katafygiotou, D.K. Serghides, Indoor comfort and energy performance of buildings in relation to occupants' satisfaction: investigation in secondary schools of Cyprus, *Adv. Build. Energy Res.* 8 (2014) 216–240.
- [6] G. Zhang, J. Spickett, K. Rumchev, A.H. Lee, S. Stick, Indoor environmental quality in a 'low allergen' school and three standard primary schools in Western Australia, *Indoor Air* 16 (2006) 74–80.
- [7] J. Daisey, W. Angell, Building factors associated with school indoor air quality problems: a perspective, *Proc. Heal. Build.* (1997) 143–148.
- [8] P. Carrer, M. Franchi, E. Valovirta, I. Terms, D.G. Sanco, The EFA project : indoor air quality in European schools. *Indoor air 2002, Ninth Int. Conf. Indoor Air Qual. Clim.* (2002) 794–799.
- [9] R.M. Baloch, C.N. Maesano, J. Christoffersen, S. Banerjee, M. Gabriel, É. Csobod, et al., Indoor air pollution, physical and comfort parameters related to schoolchildren's health: data from the European SINPHONIE study, *Sci. Total Environ.* (2020) 739.
- [10] M.J. Mendell, G.A. Heath, Do indoor pollutants and thermal conditions in schools influence student performance? A critical review of the literature, *Indoor Air* 15 (2005) 27–52.
- [11] M. Simoni, I. Annesi-Maesano, T. Sigsgaard, D. Norback, G. Wieslander, W. Lystad, M. Canciani, G. Viegi, Ps, Relationships between school indoor toluene and respiratory symptoms in children of five European countries (HESE study), *Eur. Respir. J.* 28 (2006) 837s.

- [12] T. Salthammer, E. Uhde, T. Schripp, A. Schieweck, L. Morawska, M. Mazaheri, et al., Children's well-being at schools: impact of climatic conditions and air pollution, *Environ. Int.* 94 (2016) 196–210.
- [13] H. Somersalo, T. Solantausta, F. Almqvist, Classroom climate and the mental health of primary school children, *Nord. J. Psychiatr.* 56 (2002) 285–290.
- [14] P.J. Landrigan, Children as a vulnerable population, *Hum. Ecol. Risk Assess.* 11 (2005) 235–238.
- [15] P.J. Landrigan, C.A. Kimmel, A. Correa, B. Eskenazi, Children's health and the environment: public health issues and challenges for risk assessment, *Environ. Health Perspect.* 112 (2004) 257–265.
- [16] P. Wargocki, J.A. Porras-Salazar, S. Contreras-Espinoza, The relationship between classroom temperature and children's performance in school, *Build. Environ.* 157 (2019) 197–204.
- [17] P. Wargocki, J.A. Porras-Salazar, S. Contreras-Espinoza, W. Bahnfleth, The relationships between classroom air quality and children's performance in school, *Build. Environ.* 173 (2020).
- [18] R. Chetty, J.N. Friedman, N. Hilger, E. Saez, D.W. Schanzenbach, D. Yagan, How does your kindergarten classroom affect your earnings? Evidence from project star, *Q. J. Econ.* 126 (2011) 1593–1660.
- [19] R.J. Park, J. Goodman, M. Hurwitz, J. Smith, Heat and learning, *Am. Econ. J. Econ. Pol.* 12 (2020) 306–339.
- [20] P. Wargocki, D.P. Wyon, Research-based Recommendations for Achieving High Indoor Environmental Quality in Classrooms to Promote Learning, 2021.
- [21] International Organization for Standardization, ISO 17772-1:2017 Energy Performance of Buildings — Indoor Environmental Quality — Part 1: Indoor Environmental Input Parameters for the Design and Assessment of Energy Performance of Buildings, 2017.
- [22] M.C. Katafygiotou, D.K. Serghides, Thermal comfort of a typical secondary school building in Cyprus, *Sustain. Cities Soc.* 13 (2014) 303–312.
- [23] M. Puteh, M.H. Ibrahim, M. Adnan, C.N. Che' Ahmad, N.M. Noh, Thermal comfort in classroom: constraints and issues, *Procedia - Soc. Behav. Sci.* 46 (2012) 1834–1838.
- [24] A. Montazami, M. Gaterell, F. Nicol, A comprehensive review of environmental design in UK schools: history, conflicts and solutions, *Renew. Sustain. Energy Rev.* 46 (2015) 249–264.
- [25] C. Alves, T. Nunes, J. Silva, M. Duarte, Comfort parameters and particulate matter (PM10 and PM2.5) in school classrooms and outdoor air, *Aerosol Air Qual. Res.* 13 (2013) 1521–1535.
- [26] C.P. Choo, J. Jalaludin, An overview of indoor air quality and its impact on respiratory health among Malaysian school-aged children, *Rev. Environ. Health* 30 (2015) 9–18.
- [27] J.M. Daisey, W.J. Angell, M.G. Apte, Indoor air quality, ventilation and health symptoms in schools: an analysis of existing information, *Indoor Air* 13 (2003) 53–64.
- [28] V.S. Chithra, S.M. Shiva Nagendra, A review of scientific evidence on indoor air of school building: pollutants, sources, health effects and management, *Asian J. Atmos. Environ.* 12 (2018) 87–108.
- [29] J.J. Kim, S. Smorodinsky, M. Lipsitt, B.C. Singer, A.T. Hodgson, B. Ostro, Traffic-related air pollution near busy roads: the east bay children's respiratory health study, *Am. J. Respir. Crit. Care Med.* 170 (2004) 520–526.
- [30] N. Canha, C. Mandin, O. Ramalho, G. Wyart, J. Ribéron, C. Dassonville, et al., Assessment of ventilation and indoor air pollutants in nursery and elementary schools in France, *Indoor Air* 26 (2016) 350–365.
- [31] H. Salonen, T. Salthammer, L. Morawska, Human exposure to ozone in school and office indoor environments, *Environ. Int.* 119 (2018) 503–514.
- [32] H. Salonen, T. Salthammer, L. Morawska, Human exposure to NO2 in school and office indoor environments, *Environ. Int.* 130 (2019).
- [33] L. Cony Renaud Salis, M. Abadie, P. Wargocki, C. Rode, Towards the definition of indicators for assessment of indoor air quality and energy performance in low-energy residential buildings, *Energy Build.* 152 (2017) 492–502.
- [34] A. P., Challenges in developing ventilation and indoor air quality standards: the story of ASHRAE Standard 62, *Build. Environ.* 91 (2015) 61–69.
- [35] A. Persily, Indoor carbon dioxide concentrations in ventilation and indoor air quality standards, in: *Proc. 36th AIVC, Conf. Eff. Vent. High Perform. Build.*, 2015, pp. 810–819.
- [36] D.J. Clements-Croome, H.B. Awbi, Z. Bakó-Biró, N. Kochhar, M. Williams, Ventilation rates in schools, *Build. Environ.* 43 (2008) 362–367.
- [37] W.R. Chan, X. Li, B.C. Singer, T. Pistochini, D. Vernon, S. Outcalt, et al., Ventilation rates in California classrooms: why many recent HVAC retrofits are not delivering sufficient ventilation, *Build. Environ.* 167 (2020).
- [38] P. Wargocki, Effects of classroom Air quality on learning in schools, *Handb. Indoor Air Qual.* 1–13 (2022).
- [39] W.J. Fisk, A.T. De Almeida, Sensor-based demand-controlled ventilation: a review, *Energy Build.* 29 (1998) 35–45.
- [40] M.G. Apte, A review of demand control ventilation. LBNL-60170 Report, HB 2006 - Heal. Build. Creat. a Heal. Indoor Environ. People, *Proc.* 4 (2006).
- [41] O.K. Gram, Use of Low Cost Pollutant Sensors for Developing Healthy Demand Controlled Ventilation Strategies A Case Study in Four Primary School Classrooms, MSc thesis, NTNU, 2019.
- [42] N. Fransson, D. Västfjäll, J. Skoog, In search of the comfortable indoor environment: a comparison of the utility of objective and subjective indicators of indoor comfort, *Build. Environ.* 42 (2007) 1886–1890.
- [43] J. Kim, T. Hong, J. Jeong, M. Lee, M. Lee, K. Jeong, et al., Establishment of an optimal occupant behavior considering the energy consumption and indoor environmental quality by region, *Appl. Energy* 204 (2017) 1431–1443.
- [44] L.-R. Jia, J. Han, X. Chen, Q.-Y. Li, C.-C. Lee, Y.-H. Fung, Interaction between thermal comfort, indoor air quality and ventilation energy consumption of educational buildings: a comprehensive review, *Buildings* 11 (2021) 591.
- [45] F.C. Goldizen, P.D. Sly, L.D. Knibbs, Respiratory effects of air pollution on children, *Pediatr. Pulmonol.* 51 (2016) 94–108.
- [46] USEPA, A Framework for Assessing Health Risks of Environmental Exposures to Children. EPA/600/R-05/093F. National Center for Environmental Assessment, USEPA, EEUU, Washington, DC, 2006.
- [47] K.K. Kalimeri, D.E. Saraga, V.D. Lazaridis, N.A. Legkas, D.A. Missia, E.I. Tolis, et al., Indoor air quality investigation of the school environment and estimated health risks: two-season measurements in primary schools in Kozani, Greece, *Atmos. Pollut. Res.* 7 (2016) 1128–1142.
- [48] V.N. Matthaïos, C.-M. Kang, J.M. Wolfson, K.F. Greco, J.M. Gaffin, M. Hauptman, et al., Factors influencing classroom exposures to fine particles, black carbon, and nitrogen dioxide in inner-city schools and their implications for indoor air quality, *Environ. Health Perspect.* 130 (2022).
- [49] W.D. Bennett, K.L. Zeman, A.M. Jarabek, Nasal contribution to breathing and fine particle deposition in children versus adults, *J. Toxicol. Environ. Health Part A Curr. Issues* 71 (2008) 227–237.
- [50] B. Foos, M. Marty, J. Schwartz, W. Bennett, J. Moya, A.M. Jarabek, et al., Focusing on children's inhalation dosimetry and health effects for risk assessment: an introduction, *J. Toxicol. Environ. Health Part A Curr. Issues* 71 (2008) 149–165.
- [51] K. Lönnkvist, G. Halldén, S.E. Dahlén, I. Enande, M. Van Hage-Hamsten, M. Kumlin, et al., Markers of inflammation and bronchial reactivity in children with asthma, exposed to animal dander in school dust, *Pediatr. Allergy Immunol.* 10 (1999) 45–52.
- [52] A. Munir, R. Einarsson, C. Schou, S. Dreborg, Allergens in school dust \*II. The amount of the major cat (Fel d 1) and dog (Can f 1) allergens in dust from Swedish schools is high enough to probably cause perennial symptoms in most children with asthma who are sensitized to cat and dog, *J. Allergy Clin. Immunol.* 91 (1993) 1067–1074.
- [53] S. Oeder, S. Dietrich, I. Weichenmeier, W. Schober, G. Pusch, R.A. Jörres, et al., Toxicity and elemental composition of particulate matter from outdoor and indoor air of elementary schools in Munich, Germany, *Indoor Air* 22 (2012) 148–158.
- [54] S.C. Lee, H. Guo, W.M. Li, L.Y. Chan, Inter-comparison of air pollutant concentrations in different indoor environments in Hong Kong, *Atmos. Environ.* 36 (2002) 1929–1940.
- [55] D.A. Gerardi, Building-related illness, *Clin. Pulm. Med.* 17 (2010) 276–281.
- [56] E. Flynn, P. Matz, A. Woolf, R. Wright, Indoor air pollutants affecting child health, *A Proj. Am. Coll. Med. Toxicol.* (2000) 1–201.
- [57] I. Espejedor, Thermal factors—indoor climate, *Int. J. Circumpolar Health* 59 (2000) 240–245.
- [58] S.H. Hwang, G.B. Lee, I.S. Kim, W.M. Park, Formaldehyde and carbon dioxide air concentrations and their relationship with indoor environmental factors in daycare centers, *J. Air Waste Manag. Assoc.* 67 (2017) 306–312.

- [59] J. Madureira, I. Paciência, E. De Oliveira Fernandes, Levels and indoor-outdoor relationships of size-specific particulate matter in naturally ventilated Portuguese schools, *J. Toxicol. Environ. Health Part A Curr. Issues* 75 (2012) 1423–1436.
- [60] M. Malayeri, C.S. Lee, F. Haghighat, Modeling of photocatalytic oxidation reactor for methyl ethyl ketone removal from indoor environment: systematic model development and validation, *Chem. Eng. J.* 409 (2021), 128265.
- [61] A. Heebøll, P. Wargocki, J. Toftum, Window and door opening behavior, carbon dioxide concentration, temperature, and energy use during the heating season in classrooms with different ventilation retrofits—ASHRAE RP1624, *Sci. Technol. Built Environ.* 24 (2018) 626–637.
- [62] W. Cai, H. Yoshino, S. Zhu, U. Yanagi, N. Kagi, K. Hasegawa, Investigation of microclimate and air pollution in the classrooms of a primary school in wuhan, *Procedia Eng.* 121 (2015) 415–422.
- [63] D.L. Johnson, R.A. Lynch, E.L. Floyd, J. Wang, J.N. Bartels, Indoor air quality in classrooms: environmental measures and effective ventilation rate modeling in urban elementary schools, *Build. Environ.* 136 (2018) 185–197.
- [64] L. Schibuola, C. Tambani, Indoor environmental quality classification of school environments by monitoring PM and CO<sub>2</sub> concentration levels, *Atmos. Pollut. Res.* 11 (2020) 332–342.
- [65] EPA US, Technical Support Document EPA ' S 2011 National-Scale Air Toxics Assessment 2011 NATA TSD December 2015, 2015.
- [66] X. Lu, X. Zhang, L.Y. Li, H. Chen, Assessment of metals pollution and health risk in dust from nursery schools in Xi'an, China, *Environ. Res.* 128 (2014) 27–34.
- [67] C.W. Lee, Y.T. Dai, C.H. Chien, D.J. Hsu, Characteristics and health impacts of volatile organic compounds in photocopy centers, *Environ. Res.* 100 (2006) 139–149.
- [68] C.M. Liao, K.C. Chiang, Probabilistic risk assessment for personal exposure to carcinogenic polycyclic aromatic hydrocarbons in Taiwanese temples, *Chemosphere* 63 (2006) 1610–1619.
- [69] D. Castro, K. Slezakova, C. Delerue-Matos, M.C. da Alvim-Ferraz, S. Morais, M. do C. Pereira, Polycyclic aromatic hydrocarbons in gas and particulate phases of indoor environments influenced by tobacco smoke: levels, phase distributions, and health risks, *Atmos. Environ.* 45 (2011) 1799–1808.
- [70] M. Kalaiarasan, R. Balasubramanian, K.W.D. Cheong, K.W. Tham, Traffic-generated airborne particles in naturally ventilated multi-storey residential buildings of Singapore: vertical distribution and potential health risks, *Build. Environ.* 44 (2009) 1493–1500.
- [71] J. Fonseca, K. Slezakova, S. Morais, M.C. Pereira, Assessment of ultrafine particles in Portuguese preschools: levels and exposure doses, *Indoor Air* 24 (2014) 618–628.
- [72] J. Madureira, I. Paciência, J. Rufo, M. Severo, E. Ramos, H. Barros, et al., Source apportionment of CO<sub>2</sub>, PM<sub>10</sub> and VOCs levels and health risk assessment in naturally ventilated primary schools in Porto, Portugal. *Build. Environ.* 96 (2016) 198–205.
- [73] L. Chatzidiakou, D. Mumović, A.J. Summerfield, What do we know about indoor air quality in school classrooms? A critical review of the literature, *Intell. Build. Int.* 4 (2012) 228–259.
- [74] H. Guo, S.C. Lee, L.Y. Chan, W.M. Li, Risk assessment of exposure to volatile organic compounds in different indoor environments, *Environ. Res.* 94 (2004) 57–66.
- [75] C. Alves, M. Duarte, M. Ferreira, A. Alves, A. Almeida, Â. Cunha, Air quality in a school with dampness and mould problems, *Air Qual. Atmos. Heal.* 9 (2016) 107–115.
- [76] M. Jovanović, B. Vučićević, V. Turanjanin, M. Živković, V. Spasojević, Investigation of indoor and outdoor air quality of the classrooms at a school in Serbia, *Energy* 77 (2014) 42–48.
- [77] M. Malayeri, F. Haghighat, C.S. Lee, Modeling of volatile organic compounds degradation by photocatalytic oxidation reactor in indoor air: a review, *Build. Environ.* 154 (2019) 309–323.
- [78] K.H. Lu, D.C. Vu, Q.T. Nguyen, X.T. Vo, Volatile organic compounds in primary schools in ho chi minh city, vietnam: characterization and health risk assessment, *Atmosphere* 12 (2021) 1421.
- [79] J.L. Kim, L. Elfman, Y. Mi, G. Wieslander, G. Smedje, D. Norbäck, Indoor molds, bacteria, microbial volatile organic compounds and plasticizers in schools - associations with asthma and respiratory symptoms in pupils, *Indoor Air* 17 (2007) 153–163.
- [80] J. Madureira, I. Paciência, C. Pereira, J.P. Teixeira, E.O. de Fernandes, Indoor air quality in Portuguese schools: levels and sources of pollutants, *Indoor Air* 26 (2016) 526–537.
- [81] J. Sohn, W. Yang, J. Kim, B. Son, J. Park, Erratum to 'Indoor air quality investigation according to age of the school buildings in Korea, *J. Environ. Manag.* 90 (2008) 348–354, <https://doi.org/10.1016/j.jenvman.2007.10.003>. *J. Environ. Manag.* 2009; 90:1962.
- [82] M.R. Salihi, M.B. Bahari, A.Y. Abd, Selected pharmacokinetic issues of the use of antiepileptic drugs and parenteral nutrition in critically ill patients, *Nutr. J.* 9 (2010).
- [83] M. Malayeri, C.S. Lee, J. Niu, J. Zhu, F. Haghighat, Kinetic modeling and reaction mechanism of toluene and by-products in photocatalytic oxidation reactor, *Chem. Eng. J.* 427 (2022), 131536.
- [84] S.C. Sofuoğlu, G. Aslan, F. Inal, A. Sofuoğlu, An assessment of indoor air concentrations and health risks of volatile organic compounds in three primary schools, *Int. J. Hyg Environ. Health* 214 (2011) 36–46.
- [85] J.L. Adgate, T.R. Church, A.D. Ryan, G. Ramachandran, A.L. Fredrickson, T.H. Stock, et al., Outdoor, indoor, and personal exposure to VOCs in children, *Environ. Health Perspect.* 112 (2004) 1386–1392.
- [86] P. Wolkoff, Healthy" eye in office-like environments, *Environ. Int.* 34 (2008) 1204–1214.
- [87] M. Malayeri, C.S. Lee, J. Niu, J. Zhu, F. Haghighat, Kinetic and reaction mechanism of generated by-products in a photocatalytic oxidation reactor: model development and validation, *J. Hazard Mater.* 419 (2021), 126411.
- [88] G. Smedje, D. Norbäck, C. Edling, Asthma among secondary schoolchildren in relation to the school environment, *Clin. Exp. Allergy* 27 (1997) 1270–1278.
- [89] M. Flamant-Hulin, D. Caillaud, P. Sacco, C. Penard-Morand, I. Annesi-Maesano, Air pollution and increased levels of fractional exhaled nitric oxide in children with no history of airway damage, *J. Toxicol. Environ. Health Part A Curr. Issues* 73 (2010) 272–283.
- [90] L. Schibuola, M. Scarpa, C. Tambani, CO<sub>2</sub> based ventilation control in energy retrofit: an experimental assessment, *Energy* 143 (2018) 606–614.
- [91] L. Schibuola, M. Scarpa, C. Tambani, Performance optimization of a demand controlled ventilation system by long term monitoring, *Energy Build.* 169 (2018) 48–57.
- [92] ASHRAE, ASHRAE Position Document on Indoor Carbon Dioxide, 2022.
- [93] L. Stabile, G. Buonanno, A. Frattolillo, M. Dell'Isola, The effect of the ventilation retrofit in a school on CO<sub>2</sub>, airborne particles, and energy consumptions, *Build. Environ.* 156 (2019) 1–11.
- [94] P. Kapalo, L. Mečiarová, S. Vilčeková, E. Křídlová Burdová, F. Domnita, C. Bacotiu, et al., Investigation of CO<sub>2</sub> production depending on physical activity of students, *Int. J. Environ. Health Res.* 29 (2019) 31–44.
- [95] L. Al-Awadi, Assessment of indoor levels of volatile organic compounds and carbon dioxide in schools in Kuwait, *J. Air Waste Manag. Assoc.* 68 (2018) 54–72.
- [96] J. Madureira, I. Paciência, E. Ramos, H. Barros, C. Pereira, J.P. Teixeira, et al., Childrens health and indoor air quality in primary schools and homes in Portugal - study design, *J. Toxicol. Environ. Health Part A Curr. Issues* 78 (2015) 915–930.
- [97] C.V.M. Vouriot, H.C. Burridge, C.J. Noakes, P.F. Linden, Seasonal variation in airborne infection risk in schools due to changes in ventilation inferred from monitored carbon dioxide, *Indoor Air* 31 (2021) 1154–1163.
- [98] M. Turunen, O. Toyinbo, T. Putus, A. Nevalainen, R. Shaughnessy, U. Haverinen-Shaughnessy, Indoor environmental quality in school buildings, and the health and wellbeing of students, *Int. J. Hyg Environ. Health* 217 (2013) 733–739.
- [99] M. Simoni, I. Annesi-Maesano, T. Sigsgaard, D. Norback, G. Wieslander, W. Nystad, et al., School air quality related to dry cough, rhinitis and nasal patency in children, *Eur. Respir. J.* 35 (2010) 742–749.
- [100] V.S. Chithra, S.M. Shiva Nagendra, Indoor air quality investigations in a naturally ventilated school building located close to an urban roadway in Chennai, India, *Build. Environ.* 54 (2012) 159–167.
- [101] A.G. Triantafyllou, S. Zoras, V. Evagelopoulou, S. Garas, PM<sub>10</sub>, O<sub>3</sub>, CO concentrations and elemental analysis of airborne particles in a school building. *Water, Air, Soil Pollut. Focus* 8 (2008) 77–87.

- [102] C. Pénard-Morand, C. Raherison, D. Charpin, C. Kopperschmitt, F. Lavaud, D. Caillaud, et al., Long-term exposure to close-proximity air pollution and asthma and allergies in urban children, *Eur. Respir. J.* 36 (2010) 33–40.
- [103] M. Stranger, S.S. Potgieter-Vermaak, R. Van Grieken, Characterization of indoor air quality in primary schools in Antwerp, Belgium, *Indoor Air* 18 (2008) 454–463.
- [104] N.A.H. Janssen, B. Brunekreef, P. van Vliet, F. Aarts, K. Maliefste, H. Harssema, et al., The relationship between air pollution from heavy traffic and allergic sensitization, bronchial hyperresponsiveness, and respiratory symptoms in Dutch schoolchildren, *Environ. Health Perspect.* 111 (2003) 1512–1518.
- [105] S. Van Roosbroeck, J. Jacobs, N.A.H. Janssen, M. Oldenwening, G. Hoek, B. Brunekreef, Long-term personal exposure to PM<sub>2.5</sub>, soot and NO<sub>x</sub> in children attending schools located near busy roads, a validation study, *Atmos. Environ.* 41 (2007) 3381–3394.
- [106] Y.H. Mi, D. Norbäck, J. Tao, Y.L. Mi, M. Ferm, Current asthma and respiratory symptoms among pupils in Shanghai, China: influence of building ventilation, nitrogen dioxide, ozone, and formaldehyde in classrooms, *Indoor Air* 16 (2006) 454–464.
- [107] G. Demirel, Ö. Özden, T. Döğeroğlu, E.O. Gaga, Personal exposure of primary school children to BTEX, NO<sub>2</sub> and ozone in Eskişehir, Turkey: relationship with indoor/outdoor concentrations and risk assessment, *Sci. Total Environ.* 473–474 (2014) 537–548.
- [108] O. Poupard, P. Blondeau, V. Iordache, F. Allard, Statistical analysis of parameters influencing the relationship between outdoor and indoor air quality in schools, *Atmos. Environ.* 39 (2005) 2071–2080.
- [109] F.D. Gilliland, K. Berhane, E.B. Rappaport, D.C. Thomas, E. Avol, W.J. Gauderman, et al., The effects of ambient air pollution on school absenteeism due to respiratory illnesses, *Epidemiology* 12 (2001) 43–54.
- [110] I. Zhao, P. Yates, Non-pharmacological interventions for breathlessness management in patients with lung cancer: a systematic review, *Palliat. Med.* 22 (2008) 693–701.
- [111] AHSRAE, ANSI/ASHRAE standard 62.1-2019, ventilation for acceptable indoor air quality, AHSRAE 2019 (2019).
- [112] A.U. Raysoni, J.A. Sarnat, S.E. Sarnat, J.H. Garcia, F. Holguin, S.F. Luvano, et al., Binational school-based monitoring of traffic-related air pollutants in el paso, Texas (USA) and ciudad Juárez, chihuahua (mexico), *Environ. Pollut.* 159 (2011) 2476–2486.
- [113] M. Mazaheri, C. Reche, I. Rivas, L.R. Crilley, M. Álvarez-Pedrerol, M. Viana, et al., Variability in exposure to outdoor ultrafine particles in urban schools: comparative assessment between Australia and Spain, *Environ. Int.* 88 (2016) 142–149.
- [114] S.C. van der Zee, M. Strak, M.B.A. Dijkema, B. Brunekreef, N.A.H. Janssen, The impact of particle filtration on indoor air quality in a classroom near a highway, *Indoor Air* 27 (2017) 291–302.
- [115] H. Fromme, J. Diemer, S. Dietrich, J. Cyrys, J. Heinrich, W. Lang, et al., Chemical and morphological properties of particulate matter (PM<sub>10</sub>, PM<sub>2.5</sub>) in school classrooms and outdoor air, *Atmos. Environ.* 42 (2008) 6597–6605.
- [116] C.A. Paterson, R.A. Sharpe, T. Taylor, K. Morrissey, Indoor PM<sub>2.5</sub>, VOCs and asthma outcomes: a systematic review in adults and their home environments, *Environ. Res.* (2021) 202.
- [117] J.L. Sun, X. Jing, W.J. Chang, Z.X. Chen, H. Zeng, Cumulative health risk assessment of halogenated and parent polycyclic aromatic hydrocarbons associated with particulate matters in urban air, *Ecotoxicol. Environ. Saf.* 113 (2015) 31–37.
- [118] X. Wei, B. Gao, P. Wang, H. Zhou, J. Lu, Pollution characteristics and health risk assessment of heavy metals in street dusts from different functional areas in Beijing, China, *Ecotoxicol. Environ. Saf.* 112 (2015) 186–192.
- [119] M.A. Khairy, R. Lohmann, Source apportionment and risk assessment of polycyclic aromatic hydrocarbons in the atmospheric environment of Alexandria, Egypt, *Chemosphere* 91 (2013) 895–903.
- [120] W.D. Bennett, K.L. Zeman, Deposition of fine particles in children spontaneously breathing at rest, *Inhal. Toxicol.* 10 (1998) 831–842.
- [121] P. Blondeau, V. Iordache, O. Poupard, D. Genin, F. Allard, Relationship between outdoor and indoor air quality in eight French schools, *Indoor Air* 15 (2005) 2–12.
- [122] K.L. Timonen, J. Pekkanen, P. Tiittanen, R.O. Salonen, Effects of air pollution on changes in lung function induced by exercise in children with chronic respiratory symptoms, *Occup. Environ. Med.* 59 (2002) 129–134.
- [123] C. Viegas, C. Veríssimo, L. Rosado, C.S. Santos, Air fungal contamination in two elementary schools in Lisbon, Portugal, *WIT Trans. Ecol. Environ.* 136 (2010) 305–312.
- [124] C. Godwin, S. Batterman, Indoor air quality in Michigan schools, *Indoor Air* 17 (2007) 109–121.
- [125] W.K. Jo, Y.J. Seo, Indoor and outdoor bioaerosol levels at recreation facilities, elementary schools, and homes, *Chemosphere* 61 (2005) 1570–1579.
- [126] J. Santilli, Health effects of mold exposure in public schools, *Curr. Allergy Asthma Rep.* 2 (2002) 460–467.
- [127] H. Aydogdu, A. Asan, M.T. Otkun, M. Ture, Monitoring of fungi and bacteria in the indoor air of primary schools in Edirne City, Turkey, *Indoor Built Environ.* 14 (2005) 411–425.
- [128] M.M. Morcos, W.M. Morcos, M.A. Ibrahim, M.A. Shaheen, Environmental exposure to endotoxin in rural and urban Egyptian school children and its relation to asthma and atopy, *Minerva Pediatr.* 63 (2011) 19–26.
- [129] O.A. Seppänen, Association of ventilation rates and CO<sub>2</sub> concentrations with health and other responses in commercial and institutional buildings, *Indoor Air* 9 (1999) 226–252.
- [130] P. Wargocki, D.P. Wyon, The effects of classroom air temperature and outdoor air supply rate on performance of school work by children, *HVAC R Res.* 13 (2007) 165–191.
- [131] R.J. Shaughnessy, U. Haverinen-Shaughnessy, A. Nevalainen, D. Moschandreas, A preliminary study on the association between ventilation rates in classrooms and student performance, *Indoor Air* 16 (2006) 465–468.
- [132] World Health Organization, Immune Diseases and Children. (No. WHO/HSE/PHE/EPE/11.01. 03), World Health Organization, 2011.
- [133] L. Chen, B.L. Jennison, W. Yang, S.T. Omaye, Elementary school absenteeism and air pollution, *Inhal. Toxicol.* 12 (2000) 997–1016.
- [134] J.A. Becerra, J. Lizana, M. Gil, A. Barrios-Padura, P. Blondeau, R. Chacartegui, Identification of potential indoor air pollutants in schools, *J. Clean. Prod.* 242 (2020).
- [135] S. Banerjee, I. Annesi-Maesano, Spatial variability of indoor air pollutants in schools. A multilevel approach, *Atmos. Environ.* 61 (2012) 558–561.
- [136] I. Rivas, M. Viana, T. Moreno, M. Pandolfi, F. Amato, C. Reche, et al., Child exposure to indoor and outdoor air pollutants in schools in Barcelona, Spain, *Environ. Int.* 69 (2014) 200–212.
- [137] F. Yang, C. Liu, H. Qian, Comparison of indoor and outdoor oxidative potential of PM<sub>2.5</sub>: pollution levels, temporal patterns, and key constituents, *Environ. Int.* 155 (2021).
- [138] D.L. Mendoza, T.M. Benney, S. Boll, Long-term analysis of the relationships between indoor and outdoor fine particulate pollution: a case study using research grade sensors, *Sci. Total Environ.* (2021) 776.
- [139] A. Zivelonghi, M. Lai, Mitigating aerosol infection risk in school buildings: the role of natural ventilation, volume, occupancy and CO<sub>2</sub> monitoring, *Build. Environ.* (2021) 204.
- [140] C. Ren, S.J. Cao, F. Haghghat, A practical approach for preventing dispersion of infection disease in naturally ventilated room, *J. Build. Eng.* 48 (2022).
- [141] C. Ren, C. Xi, J. Wang, Z. Feng, F. Nasiri, S.J. Cao, et al., Mitigating COVID-19 infection disease transmission in indoor environment using physical barriers, *Sustain. Cities Soc.* 74 (2021).
- [142] C.C. Chen, A. Whitehead, Emerging and Re-emerging infections in children, *Emerg. Med. Clin.* 39 (2021) 453–465.
- [143] G.A. Somsen, C. van Rijn, S. Kooij, R.A. Bem, D. Bonn, Small droplet aerosols in poorly ventilated spaces and SARS-CoV-2 transmission, *Lancet Respir. Med.* 8 (2020) 658–659.
- [144] M. Othman, M.T. Latif, N.N. Mohd Naim, S.M.S. Mohamed Zain, M.F. Khan, M. Sahani, et al., Children's exposure to PM<sub>2.5</sub> and its chemical constituents in indoor and outdoor schools urban environment, *Atmos. Environ.* 273 (2022), 118963.
- [145] L. Shao, Y. Cao, T. Jones, M. Santosh, L.F.O. Silva, S. Ge, et al., COVID-19 mortality and exposure to airborne PM<sub>2.5</sub>: a lag time correlation, *Sci. Total Environ.* (2022) 806.
- [146] W.J. Fisk, The ventilation problem in schools: literature review, *Indoor Air* 27 (2017) 1039–1051.

- [147] Comité Européen de Normalisation (CEN), EN 16798-1 Energy performance of buildings - ventilation for buildings - Part 1: indoor environmental input parameters for design and assessment of energy performance of buildings addressing indoor air quality, thermal environment, lighting and acoustics, Cen (2019).
- 148 BB 101 Guidelines on ventilation, thermal comfort and indoor air quality in schools, Dep. Educ. (2016).
- 149 Decree (1009/2017) of the Ministry of the Environment on Indoor Climate and Ventilation in the New Building, 2017.
- [150] E. Ding, D. Zhang, P.M. Bluysen, Ventilation regimes of school classrooms against airborne transmission of infectious respiratory droplets: a review, *Build. Environ.* 207 (2022), 108484.
- [151] C. Vornanen-Winqvist, H. Salonen, K. Järvi, M.A. Andersson, R. Mikkola, T. Marik, et al., Effects of ventilation improvement on measured and perceived indoor air quality in a school building with a hybrid ventilation system, *Int. J. Environ. Res. Publ. Health* 15 (2018).
- [152] L. Stabile, M. Dell'Isola, A. Russi, A. Massimo, G. Buonanno, The effect of natural ventilation strategy on indoor air quality in schools, *Sci. Total Environ.* 595 (2017) 894–902.
- [153] Organization WH, Roadmap to Improve and Ensure Good Indoor Ventilation in the Context of COVID-19, Who, 2021.
- [154] N. Zhang, W. Chen, P.T. Chan, H.L. Yen, J.W.T. Tang, Y. Li, Close contact behavior in indoor environment and transmission of respiratory infection, *Indoor Air* 30 (2020) 645–661.
- [155] Z.T. Ai, A.K. Melikov, Airborne spread of expiratory droplet nuclei between the occupants of indoor environments: a review, *Indoor Air* 28 (2018) 500–524.
- [156] M. Dalewski, A.K. Melikov, M. Vesely, Performance of ductless personalized ventilation in conjunction with displacement ventilation: physical environment and human response, *Build. Environ.* 81 (2014) 354–364.
- [157] B. Ouazia, I. Macdonald, M. Tardif, A. Thompson, D. Booth, Field study assessment of the performance of displacement air distribution in a canadian school during the heating season, *Int. J. Vent.* 11 (2012) 43–51.
- [158] Y. Cho, H.B. Awbi, T. Karimipannah, Comparison between wall confluent jets and displacement ventilation in aspect of the spreading ratio on the floor, *Indoor Air* (2005) 3249–3254.
- [159] T. Karimipannah, H.B. Awbi, M. Sandberg, C. Blomqvist, Investigation of air quality, comfort parameters and effectiveness for two floor-level air supply systems in classrooms, *Build. Environ.* 42 (2007) 647–655.
- [160] Z. Lin, J. Wang, T. Yao, T.T. Chow, Investigation into anti-airborne infection performance of stratum ventilation, *Build. Environ.* 54 (2012) 29–38.
- [161] C.H. Cheong, B. Park, S.R. Ryu, Effect of under-floor air distribution system to prevent the spread of airborne pathogens in classrooms, *Case Stud. Therm. Eng.* 28 (2021).
- [162] P. Wargocki, D.P. Wyon, The effects of outdoor air supply rate and supply air filter condition in classrooms on the performance of schoolwork by children (RP-1257), *HVAC R Res.* 13 (2007) 165–191.
- [163] P. Wargocki, D.P. Wyon, The effects of moderately raised classroom temperatures and classroom ventilation rate on the performance of schoolwork by children (RP-1257), *HVAC R Res.* 13 (2007) 193–220.
- [164] A.G. Kwok, C. Chun, Thermal comfort in Japanese schools, *Sol. Energy* 74 (2003) 245–252.
- [165] G. Havenith, Metabolic rate and clothing insulation data of children and adolescents during various school activities, *Ergonomics* 50 (2007) 1689–1701.
- [166] O. Inbar, N. Morris, Y. Epstein, G. Gass, Comparison of thermoregulatory responses to exercise in dry heat among prepubertal boys, young adults and older males, *Exp. Physiol.* 89 (2004) 691–700.
- [167] O. Bar-Or, R.J. Shephard, C.L. Allen, Cardiac output of 10- to 13-year-old boys and girls during submaximal exercise, *J. Appl. Physiol.* 30 (1971) 219–223.
- [168] ISO, ISO 7730: ergonomics of the thermal environment Analytical determination and interpretation of thermal comfort using calculation of the PMV and PPD indices and local thermal comfort criteria, *Int. Organ. Stand.* (2005).
- [169] B. Falk, Effects of thermal stress during rest and exercise in the paediatric population, *Sports Med.* 25 (1998) 221–240.
- [170] A. Sanguinetti, S. Outcault, T. Pistoichini, M. Hoffacker, Understanding teachers' experiences of ventilation in California K-12 classrooms and implications for supporting safe operation of schools in the wake of the COVID-19 pandemic, *Indoor Air* (2022).
- [171] J. Kim, R. de Dear, Thermal comfort expectations and adaptive behavioural characteristics of primary and secondary school students, *Build. Environ.* 127 (2018) 13–22.
- [172] S. Haddad, P. Osmond, S. King, Revisiting thermal comfort models in Iranian classrooms during the warm season, *Build. Res. Inf.* 45 (2017) 457–473.
- [173] M. Trebilcock, J. Soto, R. Figueroa, Thermal comfort in primary schools: a field study in Chile, in: *Proc. - Wind. Conf. 2014 Count. Cost Conf. A Chang. World*, 2019, pp. 421–431.
- [174] S. ter Mors, J.L.M. Hensen, M.G.L.C. Loomans, A.C. Boerstra, Adaptive thermal comfort in primary school classrooms: creating and validating PMV-based comfort charts, *Build. Environ.* 46 (2011) 2454–2461.
- [175] D. P.V. A. M.-N. S. M, A holistic approach for the assessment of the indoor environmental quality, student productivity, and energy consumption in primary schools, *Environ. Monit. Assess.* 187 (2015) 1–18.
- [176] H.H. Liang, T.P. Lin, R.L. Hwang, Linking occupants' thermal perception and building thermal performance in naturally ventilated school buildings, *Appl. Energy* 94 (2012) 355–363.
- [177] ANSI/ASHRAE, ANSI/ASHRAE 55-2020 thermal environmental conditions for human occupancy, *ASHRAE* (2020).
- [178] M.K. Singh, R. Ooka, H.B. Rijal, S. Kumar, A. Kumar, S. Mahapatra, Progress in thermal comfort studies in classrooms over last 50 years and way forward, *Energy Build.* 188–189 (2019) 149–174.
- [179] Z.S. Zomorodian, M. Tahsildoost, M. Hafezi, Thermal comfort in educational buildings: a review article, *Renew. Sustain. Energy Rev.* 59 (2016) 895–906.
- [180] D.P. Wyon, Studies of children under imposed noise and heat stress, *Ergonomics* 13 (1970) 598–612.
- [181] I. Romieu, M.C. Lugo, S.R. Velasco, S. Sanchez, F. Meneses, M. Hernandez, Air pollution and school absenteeism among children in Mexico city, *Am. J. Epidemiol.* 136 (1992) 1524–1531.
- [182] U. Haverinen-Shaughnessy, R.J. Shaughnessy, Effects of classroom ventilation rate and temperature on students' test scores, *PLoS One* 10 (2015) 1–14.
- [183] J.A. Porras-Salazar, D.P. Wyon, B. Piderit-Moreno, S. Contreras-Espinoza, P. Wargocki, Reducing classroom temperature in a tropical climate improved the thermal comfort and the performance of elementary school pupils, *Indoor Air* 28 (2018) 892–904.
- [184] Z. Bakó-Biró, D.J. Clements-Croome, N. Kochhar, H.B. Awbi, M.J. Williams, Ventilation rates in schools and pupils' performance, *Build. Environ.* 48 (2012) 215–223.
- [185] A.N. Myhrvold, E. Olsen, O. Lauridsen, Indoor environment in schools—pupils health and performance in regard to CO<sub>2</sub> concentrations, in: *Proc. 7th Int. Conf. Indoor Air Qual. Clim.*, 1996, pp. 369–371, 94.
- [186] W. Ribic, Zusammenhang des Zusammenhangs zwischen Leistungsfähigkeit und Luftqualität. Heizung, Lüftung/Klima, *Haustechnik* 59 (2008) 43–46.
- [187] I. Sarbu, C. Pacurar, Experimental and numerical research to assess indoor environment quality and schoolwork performance in university classrooms, *Build. Environ.* 93 (2015) 141–154.
- [188] D.A. Coley, R. Greeves, B.K. Saxby, The effect of low ventilation rates on the cognitive function of a primary school class, *Int. J. Vent.* 6 (2007) 107–112.
- [189] M. Mattsson, S. Hygge, Effect of Particulate Air Cleaning on Perceived Health and Cognitive Performance in School Children during Pollen Season, 2005, pp. 1111–1115.
- [190] H.P. Hutter, D. Haluza, K. Piegler, P. Hohenblum, M. Fröhlich, S. Scharf, et al., Semivolatile compounds in schools and their influence on cognitive performance of children, *Int. J. Occup. Med. Environ. Health* 26 (2013) 628–635.
- [191] P. Wargocki, D.P. Wyon, Providing better thermal and air quality conditions in school classrooms would be cost-effective, *Build. Environ.* 59 (2013) 581–589.
- [192] S. Petersen, K.L. Jensen, A.L.S. Pedersen, H.S. Rasmussen, The effect of increased classroom ventilation rate indicated by reduced CO<sub>2</sub> concentration on the performance of schoolwork by children, *Indoor Air* 26 (2016) 366–379.
- [193] C.A. Hviid, C. Pedersen, K.H. Dabelsteen, A field study of the individual and combined effect of ventilation rate and lighting conditions on pupils' performance, *Build. Environ.* 171 (2020).

- [194] P. Wargocki, K. Lynge-Jensen, D.P. Wyon, C.-G. Bornebag, The effects of electrostatic particle filtration and supply-air filter condition in classrooms on the performance of schoolwork by children, *HVAC R Res.* 14 (2007) 327–344.
- [195] U. Haverinen-Shaughnessy, D.J. Moschandreas, R.J. Shaughnessy, Association between standard classroom ventilation rates and students' academic achievement, *Indoor Air* 21 (2011) 121–131.
- [196] M.J. Mendell, E.A. Eliseeva, M.M. Davies, A. Lobscheid, Do classroom ventilation rates in California elementary schools influence standardized test scores? Results from a prospective study, *Indoor Air* 26 (2016) 546–557.
- [197] G. Clausen, J. Toftum, G. Bekø, Large-scale CO<sub>2</sub> measurement campaigns in Danish schools, in: *Proc. Indoor Air*, 2016.
- [198] S. Gaihre, S. Sempke, J. Miller, S. Fielding, S. Turner, Classroom carbon dioxide concentration, school attendance, and educational attainment, *J. Sch. Health* 84 (2014) 569–574.
- [199] A. Kabirikopaei, J. Lau, J. Nord, J. Bovaird, Identifying the K-12 classrooms' indoor air quality factors that affect student academic performance, *Sci. Total Environ.* (2021) 786.
- [200] J. Lau, Y.W. Liu, K. Johnson, Associating different indoor air contaminant levels with various ventilation systems in K-12 classrooms, in: *16th Conf. Int. Soc. Indoor Air Qual. Clim. Creat. Smart Solut. Better Built Environ. Indoor Air*, 2020.
- [201] S. Murakami, T. Kaneko, K. Ito, H. Fukao, Study on the productivity in classroom (part 1) field survey on effects of air quality/thermal environment on learning performance, in: *HB 2006 - Heal. Build. Creat. A Heal. Indoor Environ. People, Proc.*, 2006, pp. 271–276, 1.
- [202] K. Ito, S. Murakami, T. Kaneko, H. Fukao, Study on the productivity in classroom (part 2) realistic simulation experiment on effects of air quality/thermal environment on learning performance, in: *HB 2006 - Heal. Build. Creat. A Heal. Indoor Environ. People, Proc.*, 2006, pp. 207–212, 3.
- [203] L.S. Pilotto, R.M. Douglas, R.G. Attewell, S.R. Wilson, Respiratory effects associated with indoor nitrogen dioxide exposure in children, *Int. J. Epidemiol.* 26 (1997) 788–796.
- [204] M.M. Berner, Building conditions, parental involvement, and student achievement in the District of Columbia public school system, *Urban Educ.* 28 (1993) 6–29.
- [205] J. Ervasti, M. Kivimäki, I. Kawachi, S.V. Subramanian, J. Pentti, T. Oksanen, et al., School environment as predictor of teacher sick leave: data-linked prospective cohort study, *BMC Publ. Health* 12 (2012).
- [206] D.G. Shendell, R. Prill, W.J. Fisk, M.G. Apte, D. Blake, D. Faulkner, Associations between classroom CO<sub>2</sub> concentrations and student attendance in Washington and Idaho, *Indoor Air* 14 (2004) 333–341.
- [207] E. Simons, S.A. Hwang, E.F. Fitzgerald, C. Kielb, S. Lin, The impact of school building conditions on student absenteeism in upstate New York, *Am. J. Publ. Health* 100 (2010) 1679–1686.
- [208] B. Kolarik, Z.J. Andersen, T. Ibfelt, E.H. Engelund, E. Møller, E.V. Bräuner, Ventilation in day care centers and sick leave among nursery children, *Indoor Air* 26 (2016) 157–167.
- [209] M.J. Mendell, E.A. Eliseeva, M.M. Davies, M. Spears, A. Lobscheid, W.J. Fisk, et al., Association of classroom ventilation with reduced illness absence: a prospective study in California elementary schools, *Indoor Air* 23 (2013) 515–528.
- [210] S. Deng, J. Lau, Preliminary results: different indoor classroom conditions during different seasons in the U.S. midwestern region and their associations with student absenteeism, in: *15th Conf. Int. Soc. Indoor Air Qual. Clim. INDOOR AIR*, 2018.
- [211] O.A. Seppänen, W. Fisk, Some quantitative relations between indoor environmental quality and work performance or health, *HVAC R Res.* 12 (2006) 957–973.
- [212] P. Wargocki, P. Foldbjerg, K.E. Eriksen, L.E. Videbæk, Socio-economic consequences of improved indoor air quality in Danish primary schools, in: *Indoor Air 2014 - 13th Int. Conf. Indoor Air Qual. Clim.*, 2014, pp. 953–958.
- [213] J. Toftum, B.U. Kjeldsen, P. Wargocki, H.R. Menå, E.M.N. Hansen, G. Clausen, Association between classroom ventilation mode and learning outcome in Danish schools, *Build. Environ.* 92 (2015) 494–503.
- [214] Y. Choe, J. Shup Shin, J. Park, E. Kim, N. Oh, K. Min, et al., Inadequacy of air purifier for indoor air quality improvement in classrooms without external ventilation, *Build. Environ.* 207 (2022).
- [215] P. Lombard, L. José Ortiz, P. Christine, A review on buildings energy consumption information, *Energy Build.* (2008) 394–398.
- [216] Z. Yu, B.C.M. Fung, F. Haghghat, H. Yoshino, E. Morofsky, A systematic procedure to study the influence of occupant behavior on building energy consumption, *Energy Build.* 43 (2011) 1409–1417.
- [217] Norwegian standard NS 3031:2014 Calculation of energy performance of buildings, Method and data (2014). <https://www.standard.no/nettbutikk/produktkatalogen/produktpresnasjon/?ProductID=702386>. (Accessed 10 February 2022).
- [218] Benedicte Langseth, Analyse Av Energibruk I Undervisningsbygg, 2014.
- [219] M.M. Ouf, M.H. Issa, Energy consumption analysis of school buildings in Manitoba, Canada, *Int. J. Sustain. Built Environ.* 6 (2017) 359–371.
- [220] J. Stimmel, J. Gohs, Scoring our schools: program implementation lessons-learned from benchmarking over 1,775 schools for seven utilities, 2008 ACEEE Summer Study Energy Effic. Build (2008).
- [221] L. Dias Pereira, D. Raimondo, S.P. Corgnati, M. Gameiro da Silva, Energy consumption in schools – a review paper, *Renew. Sustain. Energy Rev.* 40 (2014) 911–922.
- [222] H. Ma, N. Du, S. Yu, W. Lu, Z. Zhang, N. Deng, et al., Analysis of typical public building energy consumption in northern China, *Energy Build.* 136 (2017) 139–150.
- [223] X. Zhou, J. Yan, J. Zhu, P. Cai, Survey of energy consumption and energy conservation measures for colleges and universities in Guangdong province, *Energy Build.* 66 (2013) 112–118.
- [224] W. Chung, I.M.H. Yeung, A study of energy consumption of secondary school buildings in Hong Kong, *Energy Build.* 226 (2020).
- [225] R.A.R. Kilpatrick, P.F.G. Banfill, Energy consumption in non-domestic buildings: a review of schools, 57, in: *Proc. World Renew. Energy Congr.*, 2011, pp. 1008–1015. Sweden, 8–13 May, 2011, Linköping, Sweden.
- [226] Y. Ding, H. Brattebø, N. Nord, A systematic approach for data analysis and prediction methods for annual energy profiles: an example for school buildings in Norway, *Energy Build.* 247 (2021).
- [227] M.C. Kafatygiotou, D.K. Serghides, Analysis of structural elements and energy consumption of school building stock in Cyprus: energy simulations and upgrade scenarios of a typical school, *Energy Build.* 72 (2014) 8–16.
- [228] F. Vagi, A. Dimoudi, Analysing the energy performance of secondary schools in N. Greece, in: *Proc. World Renew. Energy Congr. vol. 57*, 2011, pp. 1837–1844. Sweden, 8–13 May, 2011, Linköping, Sweden.
- [229] E.G. Dascalaki, V.G. Sermpetzoglou, Energy performance and indoor environmental quality in Hellenic schools, *Energy Build.* 43 (2011) 718–727.
- [230] T.G. Theodosiou, K.T. Ordoimpozanis, Energy, comfort and indoor air quality in nursery and elementary school buildings in the cold climatic zone of Greece, *Energy Build.* 40 (2008) 2207–2214.
- [231] M. Santamouris, G. Mihalakakou, P. Patargias, N. Gaitani, K. Sfakianaki, M. Papaglastra, et al., Using intelligent clustering techniques to classify the energy performance of school buildings, *Energy Build.* 39 (2007) 45–51.
- [232] C.A. Balaras, A.G. Gaglia, E. Georgopoulou, S. Mirasgedis, Y. Sarafidis, D.P. Lalas, European residential buildings and empirical assessment of the Hellenic building stock, energy consumption, emissions and potential energy savings, *Build. Environ.* 42 (2007) 1298–1314.
- [233] A. Economou, Photovoltaic systems in school units of Greece and their consequences, *Renew. Sustain. Energy Rev.* 15 (2011) 881–885.
- [234] E.G. Dascalaki, C.A. Balaras, A.G. Gaglia, K.G. Drousta, S. Kontoyiannidis, Energy performance of buildings-EPBD in Greece, *Energy Pol.* 45 (2012) 469–477.
- [235] ENERGY STAR - Portfolio manager, Technical Reference Canadian Energy Use Intensity by Property Type, 2013.
- [236] T.W. Kim, K.G. Lee, W.H. Hong, Energy consumption characteristics of the elementary schools in South Korea, *Energy Build.* 54 (2012) 480–489.
- [237] R. Becker, I. Goldberger, M. Paciuk, Improving energy performance of school buildings while ensuring indoor air quality ventilation, *Build. Environ.* 42 (2007) 3261–3276.
- [238] D. Zhang, P.M. Bluyssen, Energy consumption, self-reported teachers' actions and children's perceived indoor environmental quality of nine primary school buildings in The Netherlands, *Energy Build.* 235 (2021).

- [239] B. Cabovská, D. Teli, J.O. Dalenbäck, S. Langer, L. Ekberg, A study on the relationship between energy performance and IEQ parameters in school buildings, in: *E3S Web Conf.*, 2021, 246.
- [240] G. Pei, D. Rim, S. Schiavon, M. Vannucci, Effect of sensor position on the performance of CO<sub>2</sub>-based demand controlled ventilation, *Energy Build.* 202 (2019).
- [241] F. Haghighat, G. Donnini, Conventional vs CO<sub>2</sub> demand-controlled ventilation systems, *J. Therm. Biol.* 18 (1993) 519–522.
- [242] B. Merema, M. Delwaty, M. Sourbron, H. Breesch, Demand controlled ventilation (DCV) in school and office buildings: lessons learnt from case studies, *Energy Build.* 172 (2018) 349–360.
- [243] S. Terkildsen, S. Svendsen, Performance of low pressure mechanical ventilation concept with diffuse ceiling inlet for renovation of school classrooms, in: *32nd AIVC Conf. 1st TightVent Conf.*, 2011.
- [244] P. Jacobs, B. Knoll, Diffuse ceiling ventilation for fresh classrooms, in: *4 Th Intern. Symp. Build. Ductwork Air Tightness*, 2009, pp. 1–7.
- [245] S. Rahnama, P. Sadeghian, P.V. Nielsen, C. Zhang, S. Sadrizadeh, A. Afshari, Cooling capacity of diffuse ceiling ventilation system and the impact of heat load and diffuse panel distribution, *Build. Environ.* 185 (2020).
- [246] P. Sadeghian, S. Rahnama, P.V. Nielsen, A. Afshari, S. Sadrizadeh, Evaluating the cooling capacity of diffuse ceiling ventilation systems for different ratios of perforated area, in: *16th Conf. Int. Soc. Indoor Air Qual. Clim. Creat. Smart Solut. Better Built Environ. Indoor Air*, 2020.
- [247] S. Sadrizadeh, A. Afshari, A. Iqbal, A numerical analysis of diffuse ceiling ventilation performance in a school classroom and auditorium under different operating conditions, *Heal. Build. Eur.* (2017).
- [248] Y. Allab, M. Pellegrino, X. Guo, E. Nefzaoui, A. Kindinis, Energy and comfort assessment in educational building: case study in a French university campus, *Energy Build.* 143 (2017) 202–219.
- [249] S.A. Ghita, T. Catalina, Energy efficiency versus indoor environmental quality in different Romanian countryside schools, *Energy Build.* 92 (2015) 140–154.
- [250] L. Dias Pereira, L. Neto, H. Bernardo, M. Gameiro da Silva, An integrated approach on energy consumption and indoor environmental quality performance in six Portuguese secondary schools, *Energy Res. Social Sci.* 32 (2017) 23–43.
- [251] World Health Organization, WHO - the Top 10 Causes of Death. 24 Maggio, 2018, pp. 1–7.
- [252] J. Lelieveld, A. Pozzer, U. Pöschl, M. Fnais, A. Haines, T. Münzel, Loss of life expectancy from air pollution compared to other risk factors: a worldwide perspective, *Cardiovasc. Res.* 116 (2020) 1910–1917.
- [253] W. Du, D. Chen, T. Petäjä, M. Kulmala, Air pollution: a more serious health problem than covid-19 in 2020, *Boreal Environ. Res.* 26 (2021) 105–116.
- [254] C. Chen, B. Zhao, Review of relationship between indoor and outdoor particles: I/O ratio, infiltration factor and penetration factor, *Atmos. Environ.* 45 (2011) 275–288.
- [255] M.S. Breen, B.D. Schultz, M.D. Sohn, T. Long, J. Langstaff, R. Williams, et al., A review of air exchange rate models for air pollution exposure assessments, *J. Expo. Sci. Environ. Epidemiol.* 24 (2014) 555–563.
- [256] J. Smólk, P. Dohányosová, J. Schwarz, V. Ždímal, M. Lazaridis, Characterization of indoor and outdoor aerosols in a suburban area of Prague. *Water, Air, Soil Pollut. Focus* 8 (2008) 35–47.
- [257] A. Pacitto, L. Stabile, M. Viana, M. Scungio, C. Reche, X. Querol, et al., Particle-related exposure, dose and lung cancer risk of primary school children in two European countries, *Sci. Total Environ.* 616–617 (2018) 720–729.
- [258] S. Fujiyoshi, D. Tanaka, F. Maruyama, Transmission of airborne bacteria across built environments and its measurement standards: a review, *Front. Microbiol.* 8 (2017).
- [259] G. de Gennaro, P.R. Dambruoso, A.D. Loiotile, A. Di Gilio, P. Giungato, M. Tutino, et al., Indoor air quality in schools, *Environ. Chem. Lett.* 12 (2014) 467–482.
- [260] M.R. Ashmore, C. Dimitroulopoulou, Personal exposure of children to air pollution, *Atmos. Environ.* 43 (2009) 128–141.
- [261] J. Richmond-Bryant, C. Saganich, L. Bukiewicz, R. Kalin, Associations of PM<sub>2.5</sub> and black carbon concentrations with traffic, idling, background pollution, and meteorology during school dismissals, *Sci. Total Environ.* 407 (2009) 3357–3364.
- [262] W.J. Requia, H.L. Roig, J.D. Schwartz, Schools exposure to air pollution sources in Brazil: a nationwide assessment of more than 180 thousand schools, *Sci. Total Environ.* 763 (2021), 143027.
- [263] I. Vassura, E. Venturini, E. Bernardi, F. Passarini, G. Settimo, Assessment of indoor pollution in a school environment through both passive and continuous samplings, *Environ. Eng. Manag. J.* 14 (2015) 1761–1770.
- [264] A. Marzocca, A. Di Gilio, G. Farella, R. Giua, G. de Gennaro, Indoor air quality assessment and study of different VOC contributions within a school in Taranto City, South of Italy, *Environ. - MDPI* 4 (2017) 1–11.
- [265] A. Di Gilio, G. Farella, A. Marzocca, R. Giua, G. Assennato, M. Tutino, et al., Indoor/outdoor air quality assessment at school near the steel plant in Taranto (Italy), *Adv. Meteorol.* (2017).
- [266] J. Bennett, P. Davy, B. Trompetter, Y. Wang, N. Pierse, M. Boulic, et al., Sources of indoor air pollution at a New Zealand urban primary school; a case study, *Atmos. Pollut. Res.* 10 (2019) 435–444.
- [267] A. Azara, M. Dettori, P. Castiglia, A. Piana, P. Durando, V. Parodi, et al., Indoor radon exposure in Italian schools, *Int. J. Environ. Res. Publ. Health* 15 (2018).
- [268] N.B. Portela, E.C. Teixeira, D.M. Agudelo-Castaneda, M.S. da Civeira, L.F.O. Silva, A. Vigo, et al., Indoor-outdoor relationships of airborne nanoparticles, BC and VOCs at rural and urban preschools, *Environ. Pollut.* (2021) 268.
- [269] N. Barmeparesos, D. Saraga, S. Karavoltos, T. Maggos, V.D. Assimakopoulos, A. Sakellari, et al., Chemical composition and source apportionment of pm<sub>10</sub> in a green-roof primary school building, *Appl. Sci.* 10 (2020) 1–23.
- [270] W.J. Trompetter, M. Boulic, T. Ancelet, J.C. Garcia-Ramirez, P.K. Davy, Y. Wang, et al., The effect of ventilation on air particulate matter in school classrooms, *J. Build. Eng.* 18 (2018) 164–171.
- [271] A. Schieweck, E. Uhde, T. Salthammer, L.C. Salthammer, L. Morawska, M. Mazaheri, et al., Smart homes and the control of indoor air quality, *Renew. Sustain. Energy Rev.* 94 (2018) 705–718.
- [272] L. Zhang, C. Guo, X. Jia, H. Xu, M. Pan, D. Xu, et al., Personal exposure measurements of school-children to fine particulate matter (PM<sub>2.5</sub>) in winter of 2013, Shanghai, China, *PLoS One* 13 (2018) 1–16.
- [273] R. Goyal, M. Khare, Indoor-outdoor concentrations of RSPM in classroom of a naturally ventilated school building near an urban traffic roadway, *Atmos. Environ.* 43 (2009) 6026–6038.
- [274] A.T. Chan, Indoor-outdoor relationships of particulate matter and nitrogen oxides under different outdoor meteorological conditions, *Atmos. Environ.* 36 (2002) 1543–1551.
- [275] L. Bai, Z. He, C. Li, Z. Chen, Investigation of yearly indoor/outdoor PM<sub>2.5</sub> levels in the perspectives of health impacts and air pollution control: case study in Changchun, in the northeast of China, *Sustain. Cities Soc.* 53 (2020), 101871.
- [276] A. Gupta, K.W. David Cheong, Physical characterization of particulate matter and ambient meteorological parameters at different indoor-outdoor locations in Singapore, *Build. Environ.* 42 (2007) 237–245.
- [277] P. Kumar, L. Morawska, Energy-pollution nexus for urban buildings, *Environ. Sci. Technol.* 47 (2013) 7591–7592.
- [278] M. Gil-Baez, Á. Barrios-Padura, M. Molina-Huelva, R. Chacartegui, Natural ventilation systems in 21st-century for near zero energy school buildings, *Energy* 137 (2017) 1186–1200.
- [279] V. Costanzo, R. Yao, T. Xu, J. Xiong, Q. Zhang, B. Li, Natural ventilation potential for residential buildings in a densely built-up and highly polluted environment. A case study, *Renew. Energy* 138 (2019) 340–353.
- [280] J. Xiong, R. Yao, W. Wang, W. Yu, B. Li, A spatial-and-temporal-based method for rapid particle concentration estimations in an urban environment, *J. Clean. Prod.* 256 (2020), 120331.
- [281] S.S. Korsavi, A. Montazami, D. Mumovic, Indoor air quality (IAQ) in naturally-ventilated primary schools in the UK: occupant-related factors, *Build. Environ.* 180 (2020), 106992.
- [282] S. Batterman, F.C. Su, A. Wald, F. Watkins, C. Godwin, G. Thun, Ventilation rates in recently constructed U.S. school classrooms, *Indoor Air* 27 (2017) 880–890.



- [283] O. Ekren, Z.H. Karadeniz, I. Atmaca, T. Ugranli-Cicek, S.C. Sofuoglu, M. Toksoy, Assessment and improvement of indoor environmental quality in a primary school, *Sci. Technol. Built Environ.* 23 (2017) 391–402.
- [284] P.M. Bluysen, D.H. Kim, A. Eijkelenboom, M. Ortiz-Sanchez, Workshop with 335 primary school children in The Netherlands: what is needed to improve the IEQ in their classrooms? *Build. Environ.* 168 (2020), 106486.
- [285] J. Lampi, S. Ung-Lanki, P. Santalahti, J. Pekkanen, Test-retest repeatability of child's respiratory symptoms and perceived indoor air quality - comparing self- and parent-administered questionnaires, *BMC Pulm. Med.* 18 (2018) 1–7.
- [286] M. Branis, J. Šafránek, Characterization of coarse particulate matter in school gyms, *Environ. Res.* 111 (2011) 485–491.
- [287] H. Salonen, C. Duchaine, M. Mazaheri, S. Clifford, L. Morawska, Airborne culturable fungi in naturally ventilated primary school environments in a subtropical climate, *Atmos. Environ.* 106 (2015) 412–418.
- [288] P.T.B.S. Branco, R.A.O. Nunes, M.C.M. Alvim-Ferraz, F.G. Martins, S.I.V. Sousa, Children's exposure to radon in nursery and primary schools, *Int. J. Environ. Res. Publ. Health* 13 (2016) 1–16.
- [289] S. Siwarom, P. Puranitee, A. Plitponkarnpim, W. Manuyakorn, R. Sinitkul, S.A.O. Vallipakorn, Association of indoor air quality and preschool children's respiratory symptoms, *Asian Pac. J. Allergy Immunol.* 35 (2017) 119–126.
- [290] P.T.B.S. Branco, M.C.M. Alvim-Ferraz, F.G. Martins, S.I.V. Sousa, Quantifying indoor air quality determinants in urban and rural nursery and primary schools, *Environ. Res.* 176 (2019), 108534.
- [291] J. González-Martín, N.J.R. Kraakman, C. Pérez, R. Lebrero, R. Muñoz, A state-of-the-art review on indoor air pollution and strategies for indoor air pollution control, *Chemosphere* (2021) 262.
- [292] Commission USPCS, *The Inside Story: A Guide to Indoor Air Quality*, 1993.
- [293] R.D. Lewis, K.H. Ong, B. Emo, J. Kennedy, J. Kesavan, M. Elliot, Resuspension of house dust and allergens during walking and vacuum cleaning, *J. Occup. Environ. Hyg.* 15 (2018) 235–245.
- [294] J. Yang, I. Nam, H. Yun, J. Kim, H.J. Oh, D. Lee, et al., Characteristics of indoor air quality at urban elementary schools in Seoul, Korea: assessment of effect of surrounding environments, *Atmos. Pollut. Res.* 6 (2015) 1113–1122.
- [295] Z. Tong, Y. Chen, A. Malkawi, G. Adamkiewicz, J.D. Spengler, Quantifying the impact of traffic-related air pollution on the indoor air quality of a naturally ventilated building, *Environ. Int.* 89–90 (2016) 138–146.
- [296] X. Zhang, Z. Zhao, T. Nordquist, D. Norback, The prevalence and incidence of sick building syndrome in Chinese pupils in relation to the school environment: a two-year follow-up study, *Indoor Air* 21 (2011) 462–471.
- [297] P.V. Dorizas, M.N. Assimakopoulos, C. Helmis, M. Santamouris, An integrated evaluation study of the ventilation rate, the exposure and the indoor air quality in naturally ventilated classrooms in the Mediterranean region during spring, *Sci. Total Environ.* 502 (2015) 557–570.
- [298] E. Kabir, K.H. Kim, J.R. Sohn, B.Y. Kweon, J.H. Shin, Indoor air quality assessment in child care and medical facilities in Korea, *Environ. Monit. Assess.* 184 (2012) 6395–6409.
- [299] P. Kumar, H. Omidvarborna, A. Tiwari, L. Morawska, The nexus between in-car aerosol concentrations, ventilation and the risk of respiratory infection, *Environ. Int.* 157 (2021), 106814.
- [300] X. Li, S. Zheng, G. Tian, L. Zhang, W. Yao, A new energy saving ventilation system assisted by transpired solar air collectors for primary and secondary school classrooms in winter, *Build. Environ.* 177 (2020), 106895.
- [301] J.P. Sá, P.T.B.S. Branco, M.C.M. Alvim-Ferraz, F.G. Martins, S.I.V. Sousa, Evaluation of low-cost mitigation measures implemented to improve air quality in nursery and primary schools, *Int. J. Environ. Res. Publ. Health* 14 (2017) 14–17.