

Solid-Phase Organic Chemistry: Linkers and Functionalized Solid Supports

Barbara Dörner^{a)}*, René Steinauer^{a)}, and Peter White^{b)}

Abstract. Since 1994, the quantity of papers published in the field of solid-phase organic chemistry has been growing almost exponentially. The scope of the existing peptide and oligonucleotide methodology has been greatly extended to accommodate those compound classes of interest to medicinal chemists. New polymer-bound linkers and functionalized resins have been developed to improve the versatility of the approach and to facilitate the preparation of molecules not accessible with existing technologies.

1. Introduction

From the pioneering efforts of *Merrifield* [1] and *Letsinger* [2] in the early sixties, solid-phase synthesis has developed to become the standard technique for the preparation of peptides and DNA. However, despite the work of scientists such as *Leznoff* [3], *Patchornik* [4], *Rapoport* [5] and *Frechet* [6] in the early seventies, this approach did not gain wide acceptance in the general arena of organic synthesis. This situation has changed dramatically over the last decade. With the introduction of high-throughput-screening methods, enormous pressure has been put on synthetic organic chemists to find ways of accelerating lead-compound production. This demand has led to an explosion of interest in combinatorial and parallel synthesis [7], which has in turn stimulated developments in solid phase organic chemistry [8] and allied analytical techniques [9], and in parallel chemoselective purification [10]. Nowadays, combinatorial and parallel-synthesis techniques are not only used in drug discovery but also in such

diverse areas as material science, cosmetics, catalysis, and plant protection.

This interest in solid-phase organic synthesis has generated tremendous demands for new solid supports and linkers as chemists continually strive to broaden the range of molecule classes that can be produced by these techniques. In this paper, we give an overview of the commonly-used functionalized resins and solid-supported linkers and summarize how they can be used in organic chemistry to prepare a diverse range of compounds.

2. Solid-Phase Synthesis

For high-throughput chemical synthesis, the solid-phase approach has several attractions:

- The technique is highly amenable to automation, enabling many compounds to be prepared simultaneously in parallel reactors [11].
- Reactions can be driven to completion through the use of excess reagents. Soluble byproducts and excess reagents can be easily washed away by filtration of the resin [12][13].
- The solid support can be used to mono-protect bifunctional symmetrical molecules in such a way that the compound of interest can be fished out of a complex mixture of reactants or from excess unreacted starting material [14]. This procedure, called the fishhook principle, can be exploited to allow selective modification of bifunctional molecules.

- Reactions which exhibit poor chemoselectivity in solution can often be directed to give only the desired compound by attachment of the appropriate component to the solid support [15].
- Reaction schemes can often be designed in such a way that the final step releases only the desired product from the support, with incorrectly assembled intermediates remaining attached to the resin [16].
- By applying split-and-mix techniques [17] (also called portioning and mixing [18] or divide, couple and recombine [19]) libraries can be rapidly synthesized containing from tens to millions of individual components.

Many of these principles are illustrated by *Kurth's* elegant solid-phase tetrahydrofuran synthesis [16] (see *Scheme 1*): the fish-hook principle was utilized to direct the [3+2] addition of the nitrile oxide to one of the two double bonds of the diene; since only the isoxazoline can be converted in the final cleavage step to the tetrahydrofuran, the side-products formed during the reaction sequence remain attached to the support.

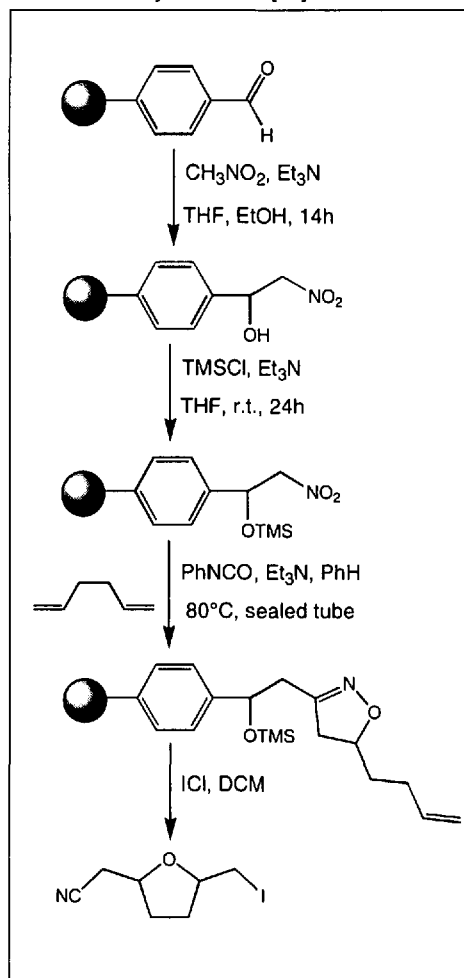
Solid-phase synthesis does, however, have a number of limitations: heterogeneous reactions are difficult to perform; the kinetics of reactions on the solid phase are likely to be different from those in solution; reaction conditions optimized for solution synthesis often have to be adapted to solid-phase synthesis, due to restrictions in the use of certain solvents and reagents; solid-phase synthesis requires

*Correspondence: Dr. B. Dörner

^{a)} Calbiochem-Novabiochem AG
Weidenmattweg 4
CH-4448 Läufelfingen
Tel.: 062 299 19 22
Fax: 062 299 16 22
E-Mail: doerner@nova.ch

^{b)} Calbiochem-Novabiochem (UK) Ltd.
Boulevard Industrial Park
Pudge Road, Beeston
Nottingham NG9 2JR, UK

Scheme 1. Solid-Phase Synthesis of 2,5-Disubstituted Tetrahydrofurans [16]



the attachment of the starting material and release of the product from the solid support, which can sometimes add two extra steps.

3. Solid Supports

The solid matrices most frequently used in solid-phase synthesis are polystyrene (PS), crosslinked with 1 or 2% divinylbenzene, and PEG-PS (PEG: polyethylenglycol) [20].

For routine synthesis, cross-linked 1%-DVB polystyrene is the preferred support, with the 2% cross-linked material generally being reserved for reactions involving high temperature and organometallic reagents. Polystyrene resins are less expensive and have a higher loading capacity than PEG-PS resins but do not swell in polar solvents such as methanol, water and acetonitrile, which somewhat limits their utility. The crosslinked PS resins are mechanically more stable than their PEG-PS counterparts.

There are three types of PEG-PS resins commercially available: *TentaGel 1*, *NovaGel 2*, and *ArgoGel 3* (Fig.). These

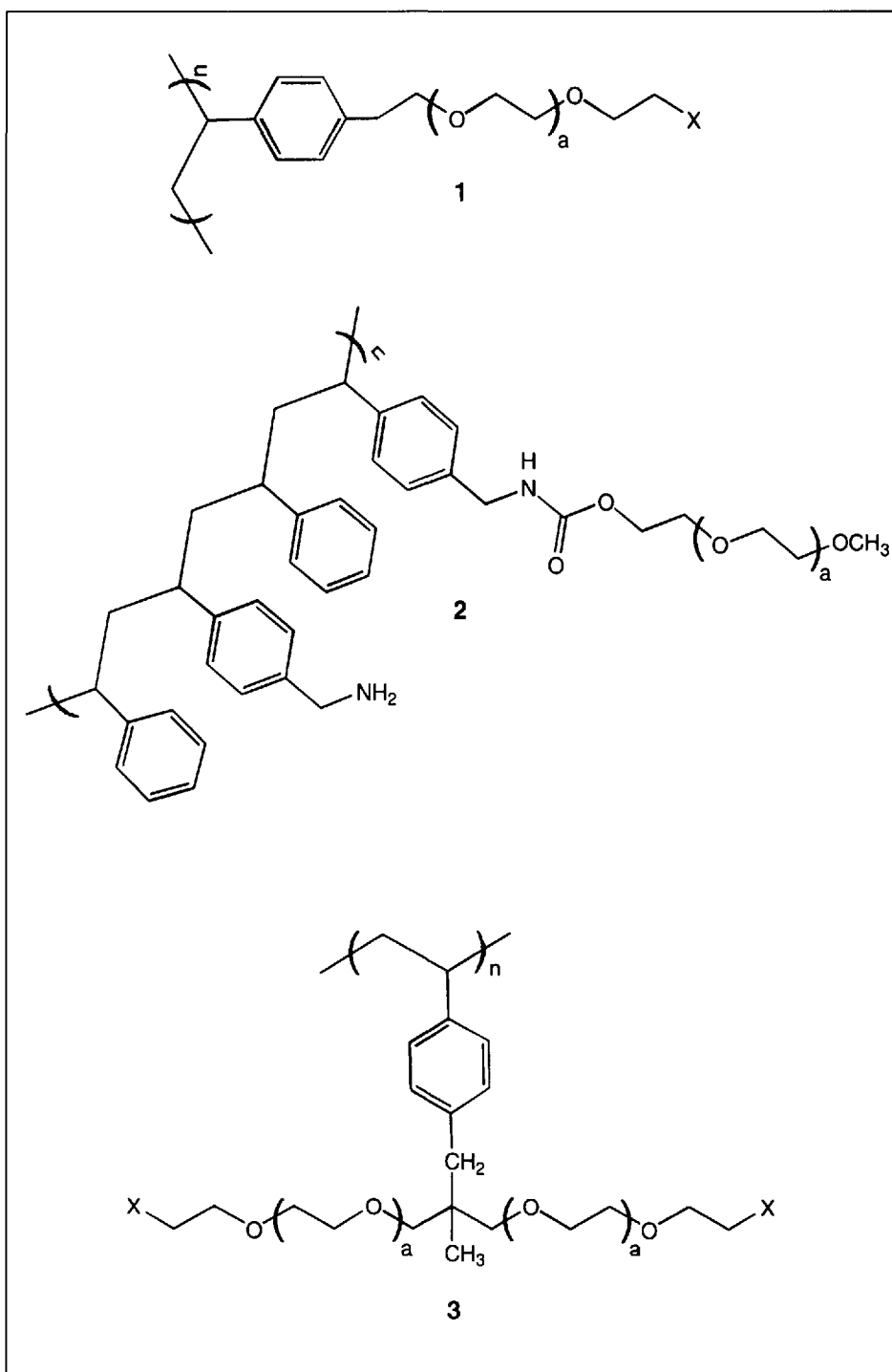


Figure. PEG-PS copolymers: *TentaGel 1*, *NovaGel 2*, and *ArgoGel 3*; X = functional group, e.g., $-NH_2$, $-OH$, or $-Br$

Scheme 2. Classification of Functionalized and Linker-Derivatized Resins in A (as protecting groups) and in B (as reagents)

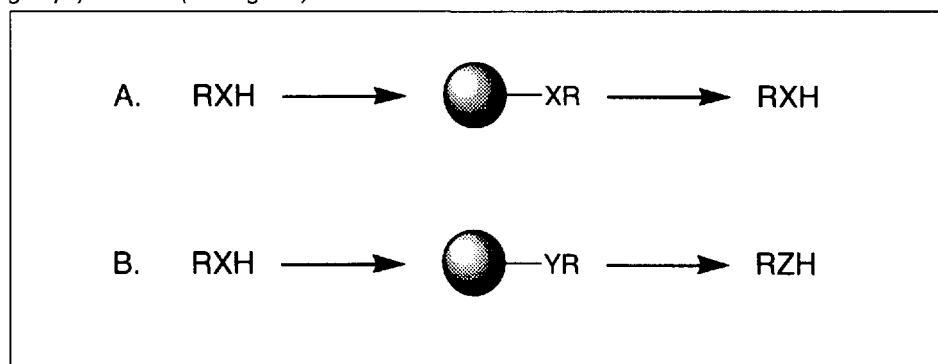
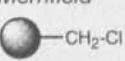
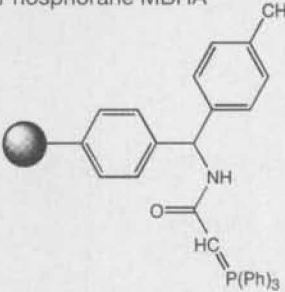
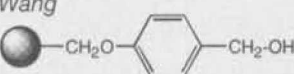
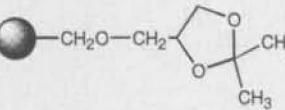
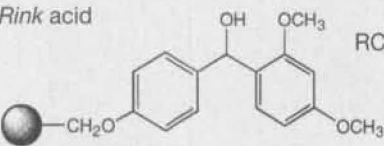
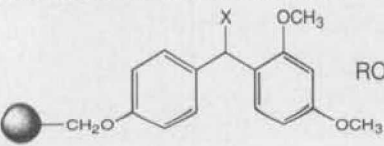
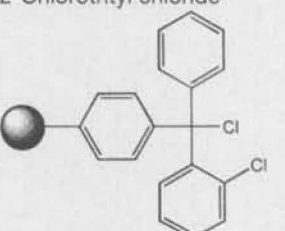
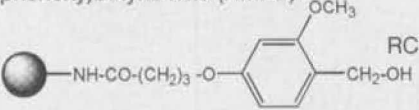
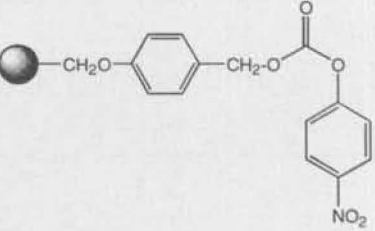
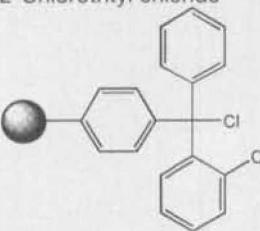
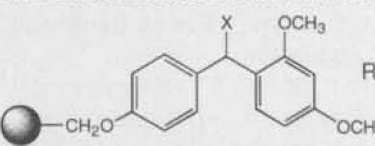
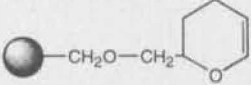
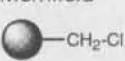
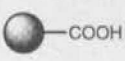
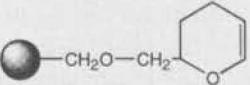
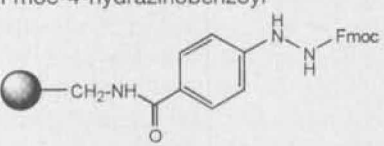
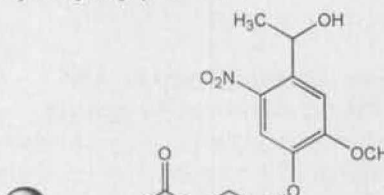
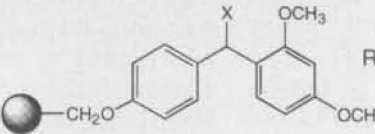
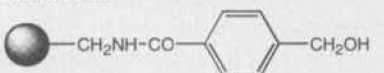
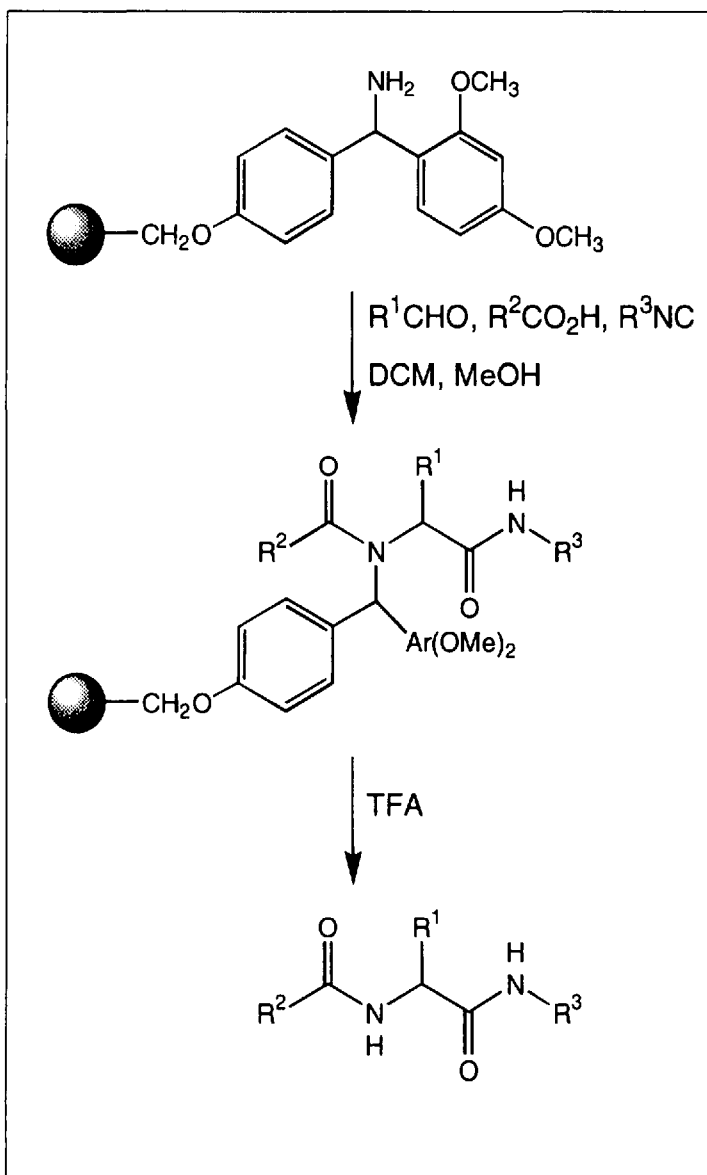


Table 1. Functionalized and Linker-Derivatized Resins as Protecting Groups

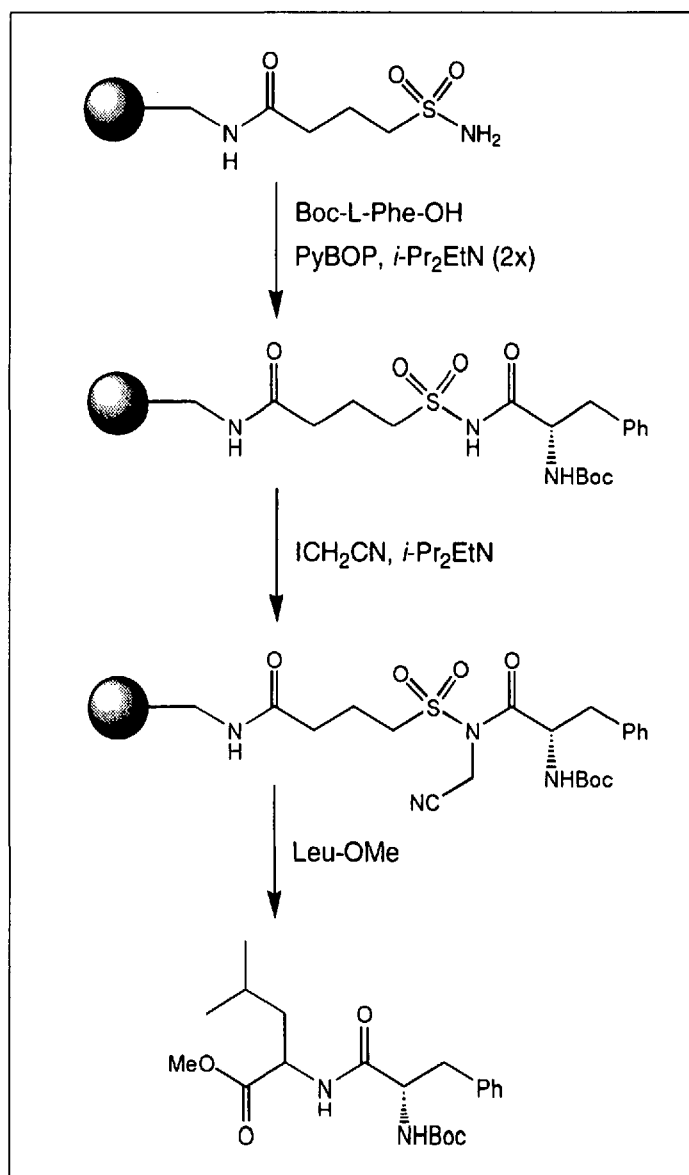
Functional Group/Linker	Attached Group = Leaving Group	Cleavage	Functional Group/Linker	Attached Group = Leaving Group	Cleavage
<i>Products: Carboxylic Acids/Alcohols</i>			<i>Products: Aldehydes</i>		
Merrifield 	RCO ₂ H	TFMSA, HF, H ₂ /Pd [26]	Phosphorane MBHA 	RCHO	O ₃ , DCM, -78° [42]
Wang 	RCO ₂ H ROH	TFA [27] TFA [28]	(±)-1-(2,3-Isopropylidene)glycerol 	RCHO	aq. HCl/ dioxane [43][44]
Rink acid 	RCO ₂ H	10% AcOH in DCM [29]	Products: Amines/Hydrazides		
Rink trifluoroacetate or Rink chloride 	ROH ^{a)}	TFA [30-32]	2-Chlorotrityl chloride 	RNH ₂ RCONHNH ₂	5-20% TFA in DCM [45][46]
4-(4-Hydroxymethyl-3-methoxyphenoxy)butyric acid (HMPB) 	RCO ₂ H	1% TFA in DCM [33]	p-Nitrophenyl carbonate Wang 	RNH ₂	TFA [47][48]
2-Chlorotrityl chloride 	ROH ^{a)}	1-5% TFA in DCM [34]	Rink trifluoroacetate or Rink chloride 	R ₂ NH, RNH ₂	TFA [30][32]
3,4-Dihydro-2H-pyran-2-methoxymethyl (DHP) 	ROH	TFA/H ₂ O [35] TFA/DCM/EtOH [36]	Merrifield 	R ¹ R ² NH	α-chloroethyl chloroformate (ACE-Cl) [49]
Carboxy polystyrene 	ROH	K ₂ CO ₃ , 1:2 MeOH/ THF [37][38] (nBu) ₄ NOH/THF [39] NaOMe, 4:1 THF/MeOH [38]	3,4-Dihydro-2H-pyran-2-methoxymethyl (DHP) 	Purine (R ₂ NH)	10% TFA in DCM [50]
Fmoc-4-hydrazinobenzoyl 	RCO ₂ H	i. O ₂ , Cu (II) acetate ii. H ₂ O, DBU [40]	Products: Thiols		
Hydroxyethyl photolinker 	RCO ₂ H	hν [41]	Rink trifluoroacetate or Rink chloride 	RSH	TFA [30][32]
HMBA AM 	RCO ₂ H	aq. NaOH [12]			

^{a)} ROH represents here also hydroxylamines.

Scheme 3. Rink Amide Resin Used as Reagent [23]



Scheme 4. Solid-Phase Synthesis Using a Safety-Catch Linker [24]



resins have a much broader spectrum of solvent compatibility than polystyrene supports, swelling in solvents ranging in polarity from toluene to water, and are most often used in applications requiring direct release of the target into aqueous media for screening purposes. Resins 1 and 3 are structurally quite similar, both having the reactive sites located at the ends of the PEG chains. They differ principally in the nature of the linkage between the PEG and the polystyrene matrix: in *ArgoGel*, there are two PEG chains joined through a quaternary carbon, whereas in *TentaGel*, a single PEG strand is grafted directly onto the polystyrene backbone. Resin 2 is prepared by partial derivatization of aminomethyl polystyrene with monomethylated PEG; functionality is provided by residual aminomethyl groups. The loading capacity of this support is approximately twice that of the other PEG-PS supports.

4. Linkers and Their Use in Solid-Phase Synthesis

There are many different ways of classifying linkers (discrete compounds which provide the link between the polymer matrix and the scaffold) and functionalized resins (polymers which have been chemically modified, or prepared by inclusion of functionalized monomers in the polymerization process, to contain reactive sites which can serve as anchor points) [22]. For this discussion, the classification has been made according to whether the linker or the functionalized resin functions simply as a protecting group or as an immobilized reagent (*Scheme 2*).

In the accompanying tables, \bullet represents the solid support. For functionalized resins, such as trityl, methylbenzhydrylamine (MBHA) or oxime resins, the phenyl ring of the polystyrene backbone is also shown.

4.1. Functionalized and Linker-Derivatized Resins as Protecting Groups

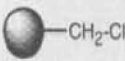
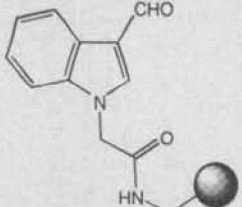
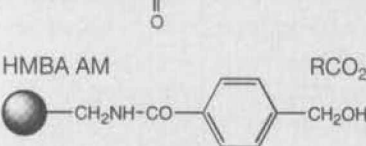
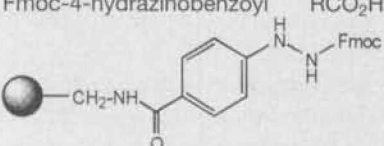
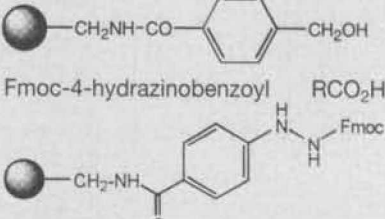
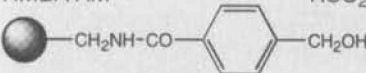
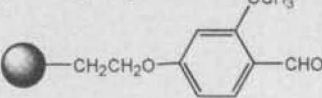
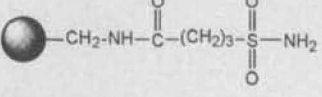
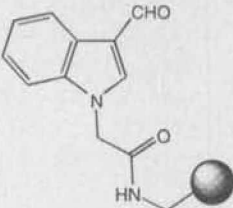
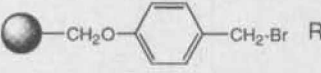
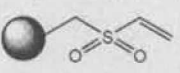
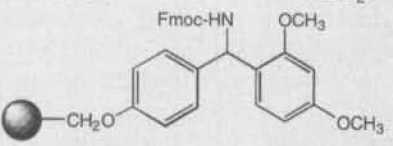
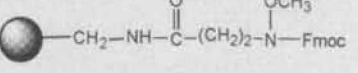
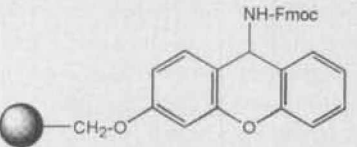
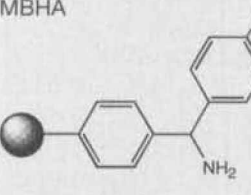
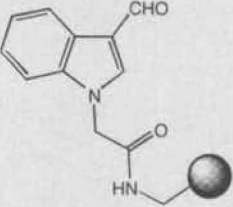
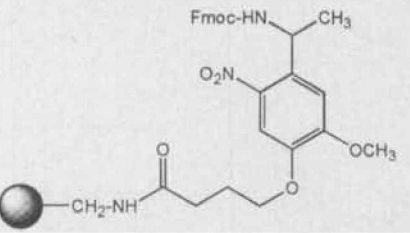
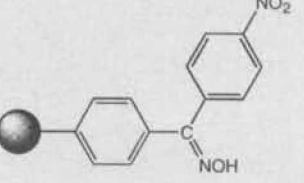
Resins in this class act essentially as insolubilizing protecting groups, *i.e.*, the functional group involved in bonding the starting material to the resin is regenerated upon release of the final product. Frequently used resins of this type are listed in *Table 1*, where they were grouped according to the nature of the functionality anchored to the support.

4.2. Functionalized and Linker-Derivatized Resins as Reagents

Resins in this class (*Table 2*) behave quite differently compared to those described above; when the bond linking the final product to the resin is cleaved, the functional group released is different from that of the starting resin.

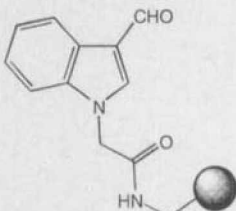
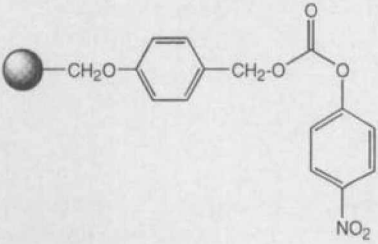
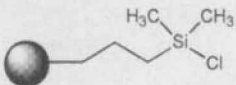
The most commonly used resins of this type are the *Rink* amide resin and the

Table 2. Functionalized and Linker-Derivatized Resins as Reagents

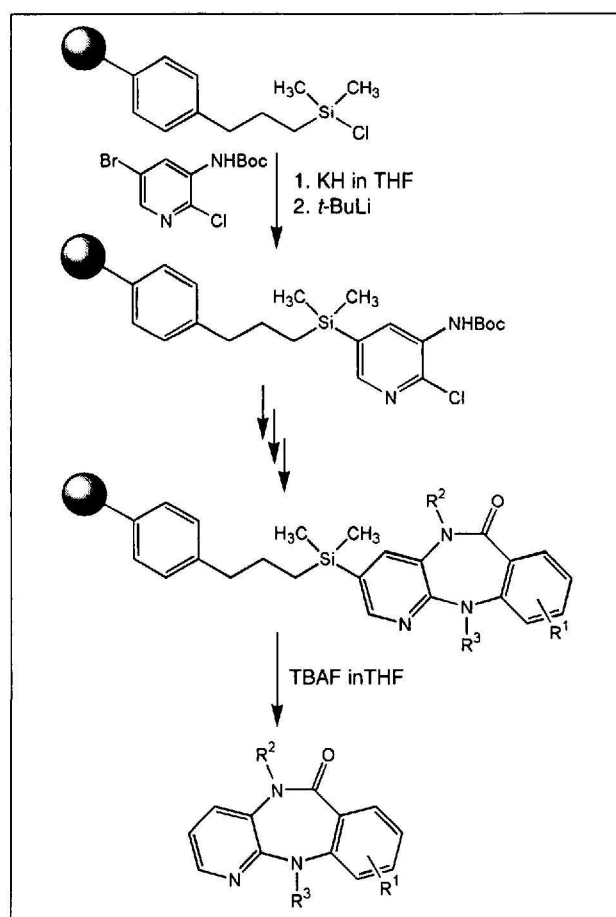
Functional Group/Linker	Modification Attached Group RX → Leaving Group R ¹ Y (X,Y=Functional Groups)	Cleavage	Functional Group/Linker	Modification Attached Group RX → Leaving Group R ¹ Y (X,Y=Functional Groups)	Cleavage
<i>Products: Alcohols</i>			<i>Products: Amides/Alkylamides</i>		
Merrifield 	RCO ₂ H → R ¹ CH ₂ OH	LiBH ₄ [51] DIBAL [52]	Indole-3-carboxaldehyde 	RNH ₂ → R ² CONHR ¹	i. R ² COA ^a) ii. TFA in DCM [54]
<i>Products: Esters</i>			HMBA AM 	RCO ₂ H → R ¹ CONHR ²	R ² NH ₂ [12]
Fmoc-4-hydrazinobenzoyl 	RCO ₂ H → R ¹ CO ₂ Me	i. Cu (II) acetate [40] ii. MeOH, pyridine	Fmoc-4-hydrazinobenzoyl 	RCO ₂ H → R ¹ CO NHR ¹	i. Cu (II) acetate ii. H ₂ NPr [40]
HMBA AM 	RCO ₂ H → R ¹ CO ₂ Me	MeOH [12][53]	2-(4-Formyl-3-methoxyphenoxy)ethyl 	RNH ₂ → R ² CONHR ¹	i. R ² COA ^a) ii. TFA [57] [58]
<i>Products: Sulfonamides</i>			4-Sulfamylbutyryl 	RCO ₂ H → R ¹ CONHR ²	i. ICH ₂ CN ii. R ² NH ₂ [24]
Indole-3-carboxaldehyde 	RNH ₂ → R ² SO ₂ NHR ¹	i. R ² SO ₂ Cl ii. TFA in DCM [54]	<i>Product: Substituted Amines</i>		
4-(Bromomethyl)phenoxyethyl 	RNH ₂ → R ² SO ₂ NHR ¹	i. R ² SO ₂ Cl ii. TFA [55]	Vinylsulfonylmethyl 	R ¹ R ² NH → R ¹ R ² R ³ NH ⁺ X ⁻	i. R ³ X ii. DIEA/DCM [59]
<i>Products: Amides/Alkylamides</i>			<i>Product: Ketones</i>		
Rink amide 	RCO ₂ H → R ¹ CONH ₂	TFA [29]	Weinreb AM 	RCO ₂ H → R ¹ COR ²	R ² MgX [60]
Sieber amide 	RCO ₂ H → R ¹ CONH ₂	1% TFA in DCM [56]	<i>Product: Ureas</i>		
MBHA 	RCO ₂ H → R ¹ CONH ₂	HF, TFMSA [51]	Indole-3-carbaldehyde 	RNH ₂ → R ² NHCONHR ¹	i. R ² NCO ii. TFA in DCM [54]
Fmoc-aminoethyl-Photolinker 	RCO ₂ H → R ¹ CONH ₂	hν [41]	Oxime 	RNCO → R ² R ³ NCONHR ¹	R ² R ³ NH, toluene, 75° [61]

^a) A represents an activating group.

Table 2 (Cont.). Functionalized and Linker-Derivatized Resins as Reagents

Functional Group/Linker	Modification Attached Group RX → Leaving Group R'Y (X,Y=Functional Groups)	Cleavage
<i>Product: Guanidines</i>		
Indole-3-carbaldehyde 	$\text{RNH}_2 \rightarrow$ $\text{R}'\text{NHC}=\text{NH}(\text{NH}_2)$	i. $(\text{BocNH})_2\text{CS}$, DIC ii. TFA in DCM [54]
<i>Product: Methylamines</i>		
<i>p</i> -Nitrophenyl carbonate Wang 	$\text{R}^1\text{R}^2\text{NH} \rightarrow \text{R}^1\text{R}^2\text{NCH}_3$	LiAlH_4 [62]
<i>Product: Substituted Arenes</i>		
Chlorodimethylsilylpropyl 	$\text{ArLi} \rightarrow \text{ArH}$	TBAF in THF [25]

Scheme 5. Traceless Synthesis Using a Silyl Linker [25]



MBHA resin. In *Scheme 3*, the *Rink* amide resin functions as an insoluble ammonia equivalent [23].

Other types of supports, such as those derivatized with safety-catch and traceless linkers, also fall into this category. A safety-catch linker is one which must be chemically activated in a separate reaction step before cleavage can take place. *Ellman's* sulfamylbutyryl linker is a typical example (*Scheme 4*) [24]. The *N*-acysulfonamide is not susceptible to nucleophilic attack unless activated by treatment with iodoacetone nitrile.

The term traceless is used to describe any linker or resin which leaves no trace or artifact of its original point of attachment in the product. This principle is illustrated by the example given in *Scheme 5* [25].

Many supports can, of course, be placed in both categories, depending on the nature of the cleavage reaction. For instance, carboxylic acids attached to 4-(hydroxymethyl)benzoic acid aminomethyl (HMBA AM) resin can be released with aqueous NaOH (see *Table 1*), whereas treatment of the same resin with ammonia, hydrazine or a primary amine, generates the corresponding primary amide, hydrazide or *N*-alkylamide.

5. Conclusion

To date, the vast majority of solid-phase organic chemistry has been performed on linkers and functionalized resins related to those originally designed for use in peptide synthesis. A lot of effort is currently undertaken to broaden the range of linkers and functionalized resins bearing new scaffolds (e.g., thiols, guanidines).

Emphasis will continue to be placed on the development of linkers that serve not only to immobilize the scaffold to the resin but also participate in functional-group transformation during the cleavage step. The range of mechanisms by which product release is achieved will broaden considerably. One can expect to see more examples of cleavage by reduction, oxidation, elimination, metathesis and nucleophilic displacement. Linkers that cleave under mild conditions releasing the product directly into aqueous solution are also likely to be the subject of future developments.

Received: November 11, 1998

- [1] R.B. Merrifield, *J. Am. Chem. Soc.* **1963**, *85*, 2149.
- [2] R.L. Letsinger, V. Mahadeva, *J. Am. Chem. Soc.* **1965**, *87*, 3526.
- [3] C.C. Leznoff, *Acc. Chem. Res.* **1978**, *11*, 327.
- [4] A. Patchornik, M.A. Kraus, *J. Am. Chem. Soc.* **1970**, *92*, 7587.
- [5] J.I. Crowley, H. Rapoport, *J. Am. Chem. Soc.* **1970**, *92*, 6363; J.I. Crowley, H. Rapoport, *Acc. Chem. Res.* **1976**, 135.
- [6] J.M. Fréchet, C. Schuerch, *J. Am. Chem. Soc.* **1971**, *93*, 492; M.J. Farrell, J.M.J. Fréchet, *J. Org. Chem.* **1976**, *41*, 3877.
- [7] F. Balkenhohl, C. von dem Bussche-Hünnefeld, A. Lansky, C. Zechel, *Angew. Chem., Int. Ed. Engl.* **1996**, *35*, 2289.
- [8] J.S. Früchtel, G. Jung, *Angew. Chem. Int. Ed. Engl.* **1996**, *35*, 17; L.A. Thompson, J.A. Ellman, *Chem. Rev.* **1996**, *96*, 555; R.C.D. Brown, *J. Chem. Soc., Perkin Trans.* **1998**, *1*, 3293.
- [9] B.J. Egner, M. Bradley, *Drug Discovery Today* **1997**, *2*, 102; W.L. Fritch, in 'Annual Reports in Combinatorial Chemistry and Molecular Diversity', Eds. W.H. Moos, M.R. Pavia, A.D. Ellington, B.K. Kay, ESCOM, Leiden, 1997, Vol. 1, p. 59-68.
- [10] S.J. Shuttleworth, S.M. Allin, P.K. Sharma, *Synthesis* **1997**, 1217; R.J. Booth, J.C. Hodges, *J. Am. Chem. Soc.* **1997**, *119*, 4882.
- [11] A.G. Beck-Sickinger, G. Jung, in 'Combinatorial Peptide and Nonpeptide Libraries', Ed. G. Jung, VCH Verlagsgesellschaft mbH, Weinheim, 1996, p. 79-109; C.D. Floyd, C.N. Lewis, S. Patel, M. Wittaker, *Screening Forum* **1996**, *4*, 3; A.R. Brown, P.H.H. Hermkens, H.C.J. Ottenheijm, D.C. Rees, *Synlett* **1998**, 817.
- [12] E. Atherton, R.C. Sheppard, 'Solid phase peptide synthesis, a practical approach', IRL Press, Oxford University Press, Oxford, 1989, p. 153-154.
- [13] B.A. Bunin, 'The Combinatorial Index', Academic Press, San Diego, 1998.
- [14] C.C. Leznoff, J.Y. Wang, *Can. J. Chem.* **1972**, *50*, 2892; D.M. Dixit, C.C. Leznoff, *Isr. J. Chem.* **1978**, *17*, 248.
- [15] J.L. Spitzer, M.J. Kurth, N.E. Schore, *Tetrahedron* **1997**, *53*, 6791.
- [16] X. Beebe, N.E. Schore, M.J. Kurth, *J. Am. Chem. Soc.* **1992**, *114*, 10061.
- [17] K.S. Lam, S.E. Salmon, E.M. Hersh, V.J. Hruby, W.M. Kazmierski, R.J. Knapp, *Nature* **1991**, *354*, 82.
- [18] Á. Furka, F. Sebestyén, M. Asgedom, G. Dibó, *Int. J. Pept. Protein Res.* **1991**, *37*, 487.
- [19] R.A. Houghten, C. Pinilla, S.E. Blondelle, J.R. Appel, C.T. Dooley, J.H. Cuervo, *Nature* **1991**, *354*, 84.
- [20] M. Winter, in 'Combinatorial Peptide and Nonpeptide Libraries', Ed. G. Jung, VCH Verlagsgesellschaft mbH, Weinheim, 1996, p. 465-510.
- [21] J.H. Adams, R.M. Cook, D. Hudson, V. Jammalamadaka, M.H. Lyttle, M.F. Songster, *J. Org. Chem.* **1998**, *63*, 3706.
- [22] J.R. Morphy, *Curr. Opinion Drug Discovery Dev.* **1998**, *1*, 59.
- [23] P.A. Tempest, S.D. Brown, R.W. Armstrong, *Angew. Chem., Int. Ed. Engl.*, **1996**, *35*, 640.
- [24] B.J. Backes, A.A. Virgilio, J.A. Ellman, *J. Am. Chem. Soc.* **1996**, *118*, 3055.
- [25] F.X. Woolard, J. Paetsch, J.A. Ellman, *J. Org. Chem.* **1997**, *62*, 6102.
- [26] J.M. Schlatter, R.H. Mazur, *Tetrahedron Lett.* **1977**, 2851.
- [27] S.-S. Wang, *J. Am. Chem. Soc.* **1973**, *95*, 1328.
- [28] Y. Wang, S.R. Wilson, *Tetrahedron Lett.* **1997**, *38*, 4021.
- [29] H. Rink, *Tetrahedron Lett.* **1987**, *28*, 3787.
- [30] W.K.-D. Brill, *ECSOC-1* (www.mdpi.org/ecsoc/) **1997**, B0002; W.K.-D. Brill, E. Schmidt, R.A. Tommasi, *Synlett* **1998**, 906.
- [31] S.L. Mellor, W.C. Chan, *Chem. Commun.* **1997**, 2005.
- [32] R. Garigipati, *Tetrahedron Lett.* **1997**, *38*, 6807.
- [33] A. Flörsheimer, B. Riniker, in 'Proceedings of the Twenty-First European Peptide Symposium, Peptides 1990', Eds. E. Giralt, D. Andreu, ESCOM, Leiden, 1991, p. 131-133.
- [34] S.L. Mellor, C. McGuire, W.C. Chan, *Tetrahedron Lett.* **1997**, *38*, 3311.
- [35] L.A. Thompson, J.A. Ellman, *Tetrahedron Lett.* **1994**, *35*, 9333.
- [36] O.B. Wallace, *Tetrahedron Lett.* **1997**, *38*, 4939.
- [37] J.S. Panek, B. Zhu, *Tetrahedron Lett.* **1996**, *37*, 8151.
- [38] H.J. Meyers, G.J. Dilley, T.L. Durgin, T.S. Powers, N.A. Winssinger, H. Zhu, M.R. Patek, *Mol. Div.* **1995**, *1*, 13.
- [39] T.M. Fyles, C.C. Leznoff, J. Weatherstone, *Can. J. Chem.* **1978**, *56*, 1031.
- [40] C.R. Millington, R. Quarrell, G. Lowe, *Tetrahedron Lett.* **1998**, *39*, 7201.
- [41] C.P. Holmes, D.G. Jones, *J. Org. Chem.* **1995**, *60*, 2318.
- [42] M. Paris, A. Heitz, V. Guerlavais, M. Cristau, J.-A. Fehrentz, J. Martinez, *Tetrahedron Lett.* **1998**, *39*, 7287.
- [43] C.C. Leznoff, J.Y. Wong, *Can. J. Chem.* **1973**, *51*, 3756.
- [44] S. Chamoin, S. Houldsworth, C.G. Kruse, W. Iwema Bakker, V. Snieckus, *Tetrahedron Lett.* **1998**, *39*, 4179.
- [45] I.A. Nash, B.W. Bycroft, W.C. Chen, *Tetrahedron Lett.* **1996**, *37*, 2625.
- [46] B.J. Egner, M. Cardno, M. Bradley, *J. Chem. Soc., Chem. Commun.* **1995**, 2163.
- [47] D.M. Dixit, C.C. Leznoff, *J. Chem. Soc., Chem. Commun.* **1977**, 798.
- [48] B.A. Dressman, L.A. Spangle, S.W. Kaldor, *Tetrahedron Lett.* **1996**, *37*, 937.
- [49] P. Conti, D. Demont, J. Cals, H.C.J. Ottenheijm, D. Leysen, *Tetrahedron Lett.* **1997**, *38*, 2915.
- [50] D.A. Nugiel, L.A.M. Cornelius, J.W. Corbett, *J. Org. Chem.* **1997**, *62*, 201.
- [51] J.M. Stewart, J.D. Young, 'Solid Phase Peptide Synthesis', Pierce Chemical Company, Rockford, Illinois, 1984.
- [52] M.J. Kurth, L.A. Ahlberg Randall, C. Chen, C. Melander, R.B. Miller, K. McAllister, G. Reitz, R. Kang, T. Natkatusu, C. Green, *J. Org. Chem.* **1994**, *59*, 5862.
- [53] Y. Cheng, K.T. Chapman, *Tetrahedron Lett.* **1997**, *38*, 1497.
- [54] K.G. Estep, C.E. Neipp, L.M. Stephens Stramiello, M.D. Adam, M.P. Allen, S. Robinson, E.J. Roskamp, *J. Org. Chem.* **1998**, *63*, 5300.
- [55] K. Ngu, D.V. Patel, *Tetrahedron Lett.* **1997**, *38*, 973.
- [56] P. Sieber, *Tetrahedron Lett.* **1987**, *28*, 6147.
- [57] A.M. Fivush, T.M. Willson, *Tetrahedron Lett.* **1997**, *38*, 7151.
- [58] E.E. Swayze, *Tetrahedron Lett.* **1997**, *38*, 8465.
- [59] F.E.K. Kroll, R. Morphy, D. Rees, D. Gani, *Tetrahedron Lett.* **1997**, *38*, 8573.
- [60] T.Q. Dinh, R.W. Armstrong, *Tetrahedron Lett.* **1996**, *37*, 1161.
- [61] M.A. Scialdone, *Tetrahedron Lett.* **1996**, *37*, 8141.
- [62] C.Y. Ho, M.J. Kukla, *Tetrahedron Lett.* **1997**, *38*, 2799.