



ESCMID COLLABORATIVE CENTRE Clinical Microbiology, Poland



21st ECCMID-EUROPEAN CONGRESS OF CLINICAL MICROBIOLOGY AND INFECTIOUS DISEASES
MILAN, ITALY, 7-10 MAY 2011

Jagiellonian University Medical College is the leading medical institution among Polish medical schools. The University itself was founded by royalty in the year 1364. The Chair of Microbiology is located in the city centre close to many hotels and a conference centre.

The Chair of Microbiology is comprised of 4 departments:

1. Department of Bacteriology, Microbial Ecology and Parasitology;
2. Department of Epidemiology of Infections;
3. Department of Virology and
4. Department of Medical Mycology.

Besides of academic activities with medical, dentistry and nursing students, the main research activities of the Chair are primarily devoted to pathomechanisms and epidemiology of infections in the above mentioned fields.

The Chair is headed by Prof. Piotr B. Heczko, M.D., Ph.D. and has 4 labs, one being the outpatient diagnostic facility. The Chair cooperates with many facilities in Europe including UK, Germany, Scandinavia and the USA. Recent scope of research involves studies (and clinical studies) on human G.I. tract (IBD), skin and vaginal flora (bacterial vaginosis, intermediate vaginitis), streptococci, probiotics, characterization of lactic acid bacteria using both *in vitro* and *in vivo* techniques, studies on pathomechanisms of colon cancer, co-operation with the Polish Society of Hospital Infections in the field of hospital epidemiology and nosocomial infections and co-operation with the Polish Society for Probiotics and Prebiotics in organizing of international probiotic EUPROBIO 2012 conference in September next year (www.euprobio.com). Capabilities and resources of the Chair include classical culture methods and cell line cultures as well as molecular methods like: PCR, FISH, DGGE, PFGE, RAPD, etc. Recent scope of research at the Chair of Microbiology of the Jagiellonian University Medical College in Cracow involves the following areas:

1. Hospital epidemiology and infection control
2. Probiotics and prebiotics
3. Human microbiota with special regards to vaginal and G.I. tract flora
4. Herpes viruses
5. Papilloma viruses
6. Dermatophytes
7. Toxoplasma



www.euprobio.com

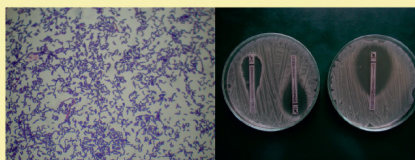
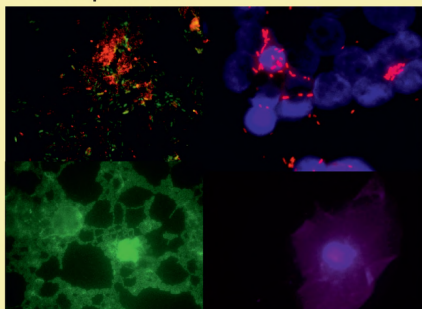


Figure 2. Studies on probiotic strains.



Other photos (right to left from the top):

Royal Castle on Wawel Hill in Cracow;
Gorce mountains in Southern Poland; Polish winter in the mountains; Polish lakes in Southern Poland; Dunajec river gorge; main market square in Cracow.

Figure 1. BX 51 fluorescence microscopy.



We would like to invite ESCMID Observers for weekly and daily visits.
For most recent publications please type: "Heczko PB" in www.pubmed.com

 ESCMID
Chair c  ESCMID
COLLABORATIVE CENTRE
18 Czysta Street, 31-121 Cracow, Poland



 UNIWERSYTET JAGIELLONSKI
COLLEGIUM MEDICUM

Contact person at ECC:

 Dr Piotr Kochan, M.D.
E-mail: pkochan@cm-uj.krakow.pl
Telephone: +4812 633 25 67
Fax: +4812 423 39 24

The poster was sponsored by the Polish Society for Probiotics and Prebiotics with the head office located at the Chair of Microbiology. Let us invite you to Poland not only for EURO 2012 but also for EUPROBIO 2012 Conference: www.euprobio.com

