

REAL TRIGONAL CURVES AND REAL ELLIPTIC SURFACES OF TYPE I

ALEX DEGTYAREV, ILIA ITENBERG, AND VICTOR ZVONILOV

ABSTRACT. We study real trigonal curves and elliptic surfaces of type I (over a base of an arbitrary genus) and their fiberwise equivariant deformations. The principal tool is a real version of Grothendieck’s *dessins d’enfants*. We give a description of maximally inflected trigonal curves of type I in terms of the combinatorics of sufficiently simple graphs and, in the case of the rational base, obtain a complete classification of such curves. As a consequence, these results lead to conclusions concerning real Jacobian elliptic surfaces of type I with all singular fibers real.

1. INTRODUCTION

This paper is a continuation of [2] and [7], where the authors, partially in collaboration with V. Kharlamov, have obtained a complete deformation classification of the so called real trigonal M - and $(M - 1)$ -curves in geometrically ruled surfaces (see Subsection 2.1 for the precise settings). Recall that a real algebraic or analytic variety is called an M -variety if it is maximal in the sense of the Smith–Thom inequality. A generalization of the notion of M -curves are the curves of type I, *i.e.*, those whose real part separates the set of complex points. All M -curves are indeed of type I. In the case of trigonal curves, there is another (almost) generalization: one can consider a curve C such that all critical points of the restriction to C of the ruling of the ambient surface are real. We call such curves *maximally inflected*. According to [2], for a trigonal M -curve C , all but at most four critical points are real and, moreover, the curve can be deformed to an essentially unique maximally inflected one. In the present paper, we make an attempt to adapt the techniques used in [2] to maximally inflected trigonal curves of type I, obtaining a complete classification in the case of the rational base. As usual, *cf. e.g.* [2], [1], *etc.*, using the computation of the real version of the Tate–Shafarevich group found in [2], one can extend these results, almost literally, to real elliptic surfaces.

Throughout the paper, all varieties are over \mathbb{C} (possibly, with a real structure) and nonsingular.

1.1. Principal results. As in [2] and [7], the principal tool used in the paper is the notion of *dessin*, see Section 3, which is a real version of Grothendieck’s *dessin*

2000 *Mathematics Subject Classification.* 14J27, 14P25, 05C90.

Key words and phrases. Real elliptic surface, trigonal curve, *dessins d’enfants*, type I.

The second author is partially funded by the ANR-09-BLAN-0039-01 grant of *Agence Nationale de la Recherche* and is a member of FRG: Collaborative Research: Mirror Symmetry & Tropical Geometry (Award No. 0854989).

d'enfants of the functional j -invariant of the curve; this concept was originally suggested by S. Orevkov [5] and then developed in [2], where the study of deformation classes of real trigonal curves was reduced to that of dessins, see Proposition 3.2.3. In the case of maximally inflected curves of type I, we manage to simplify the rather complicated combinatorial structure of dessins to somewhat smaller graphs, which we call *skeletons*, see Section 5. One of our principal results is Theorem 5.4.6, which establishes a one-to-one correspondence between the equivariant fiberwise deformation classes of maximally inflected trigonal curves of type I and certain equivalence classes of skeletons.

In the case of the rational base (*i.e.*, for curves in rational ruled surfaces), skeletons can be regarded as unions of chords in the disk and their equivalence takes an especially simple form. We use Theorem 5.4.6 and show that, in this case, a trigonal curve of type I is essentially determined by its real part. More precisely, we prove the following two statements (see Subsections 6.1 and 6.2, respectively).

1.1.1. Theorem. *A maximally inflected real trigonal curve C in a real rational geometrically ruled surface Σ is of type I if and only if its real part $C_{\mathbb{R}}$ admits a quasi-complex orientation, see Definition 4.4.1.*

1.1.2. Theorem. *Let $\Sigma \rightarrow \mathbb{P}^1$ be a real rational geometrically ruled surface, and $C', C'' \subset \Sigma$ two maximally inflected real trigonal curves of type I. Then, any fiberwise auto-homeomorphism of $\Sigma_{\mathbb{R}}$ isotopic to identity and taking $C'_{\mathbb{R}}$ to $C''_{\mathbb{R}}$ is realized by a fiberwise equivariant deformation (see 2.2) of the curves.*

An attempt of a constructive description of the real parts realized by maximally inflected type I trigonal curves over the rational base is made in Subsection 6.3.

Note that, in the literature, there is a great deal of various definitions of type I, especially in the case of surfaces: usually, one requires that the real part of the variety should realize mod 2 a certain ‘universal’ class in the homology of the complexification. For trigonal curves and elliptic surfaces, we introduce the notions of type I_B and I_F , respectively, see Subsections 2.4 and 2.5. While sharing most properties of the classical type I, these notions are particularly well suited for real trigonal curves and elliptic surfaces, extending the concept of type I to the case of non-separating base.

When working with trigonal curves and elliptic surfaces, the ruling is regarded as part of the structure and, hence, the natural equivalence relation is fiberwise equivariant deformation. It is this equivalence that is dealt with in the bulk of the paper. However, in general in topology of real algebraic varieties, it is more common to consider a weaker relation, the so called *rigid isotopy*, which does not take the ruling into account. A brief discussion of rigid isotopies of real trigonal curves is found in Appendix A. We prove Theorem A.2.5, that states that any non-hyperbolic (see 2.1) curve of type I_B is rigidly isotopic to a maximally inflected one (and, in particular, the assumption that the curve should be maximally inflected in the other statements is not very restrictive). Note though, that this assertion is indeed specific for type I, see Example A.3.1.

1.2. Contents of the paper. Sections 2 and 3 are introductory: we recall a few notions and facts related to topology of real trigonal curves and their dessins, respectively. The concepts of type I_B for trigonal curves and type I_F for elliptic surfaces are introduced and the relation between them is discussed in Section 2. In Section 4, we study properties of dessins specific to curves of type I_B , first in general,

and then in the maximally inflected case. The heart of the paper is Section 5: we introduce skeletons, define their equivalence, and prove Theorem 5.4.6. Section 6 deals with the case of the rational base: we prove Theorems 1.1.1 and 1.1.2 and introduce *blocks*, which are the ‘elementary pieces’ constituting the dessin of any maximally inflected curve of type I over \mathbb{P}^1 . Finally, in Appendix A we digress to not necessarily fiberwise equivariant deformations of real trigonal curves and show that, by such a deformation, all singular fibers of a non-hyperbolic curve of type I can be made real.

1.3. Acknowledgments. We are grateful to the *Mathematisches Forschungsinstitut Oberwolfach* and its RiP program for the hospitality and excellent working conditions which helped us to complete this project. A part of the work was done during the first author’s visits to *Université de Strasbourg*.

2. TRIGONAL CURVES AND ELLIPTIC SURFACES

In this section, we recall a few basic notions and facts related to topology of real trigonal curves, introduce curves of type I_B and elliptic surfaces of I_F , and discuss the relation between these objects.

2.1. Real trigonal curves. Let $\pi: \Sigma \rightarrow B$ be a geometrically ruled surface over a base B and with the exceptional section E , $E^2 = -d < 0$. The fibers of the ruling π are often called *vertical*, *e.g.*, we speak about vertical tangents, vertical flexes *etc.* We identify E and B *via* the restriction of π . Denote by $e, f \in H_2(\Sigma)$ the classes realized by E and a generic fiber F , respectively.

A *trigonal curve* on Σ is a reduced curve $C \subset \Sigma$ disjoint from E and such that the restriction $\pi_C: C \rightarrow B$ of π has degree three. One has $[C] = 3e + 3df \in H_2(\Sigma)$. Given C , we denote by B° the complement in B of the critical locus of π_C .

Given a trigonal curve $C \subset \Sigma$, the fiberwise center of gravity of the three points of C (viewed as points in the affine fiber of $\Sigma \setminus E$) defines an additional section 0 of Σ ; thus, a necessary condition for Σ to contain a trigonal curve is that the 2-bundle whose projectivization is Σ splits.

Recall that a *real variety* is a complex algebraic (analytic) variety V equipped with an anti-holomorphic involution $c = c_V: V \rightarrow V$; the latter involution is called a *real structure* on V . The fixed point set $V_{\mathbb{R}} = \text{Fix } c$ is called the *real part* of V . A regular morphism $f: V \rightarrow W$ of two real varieties is called *real* or *equivariant* if it commutes with the real structures, *i.e.*, one has $f \circ c_V = c_W \circ f$.

Let $\pi: \Sigma \rightarrow B$ as above be real. Throughout the paper we assume that $B_{\mathbb{R}} \neq \emptyset$. The exceptional section $E \subset \Sigma$ is also real and π establishes a bijection between the connected components Σ_i of $\Sigma_{\mathbb{R}}$ and the connected components B_i of $B_{\mathbb{R}}$. All restrictions $\pi_i: \Sigma_i \rightarrow B_i$ are S^1 -bundles, not necessarily orientable. The sum $\sum w_1(\pi_i)[B_i]$ equals $d \bmod 2$.

Let $C \subset \Sigma$ be a nonsingular real trigonal curve. The connected components of $C_{\mathbb{R}}$ split into groups $C_i = C_{\mathbb{R}} \cap \pi_C^{-1}(B_i)$. Given C , a component B_i (and the group C_i) is called *hyperbolic* (*anti-hyperbolic*) if the restriction $C_i \rightarrow B_i$ of π is three-to-one (respectively, one-to-one). The trigonal curve C is called *hyperbolic* if all its groups are hyperbolic.

Each non-hyperbolic group C_i has a unique *long component* l_i , characterized by the fact that the restriction $l_i \rightarrow B_i$ of π is of degree ± 1 . All other components of C_i are called *ovals*; they are mapped to B_i with degree 0. Let $Z_i \subset B_i$ be the set

of points with more than one preimage in C_i . Then, each oval projects to a whole component of Z_i , which is also called an oval. The other components of Z_i , as well as their preimages in l_i , are called *zigzags*.

A trigonal curve $C \subset \Sigma$ is called *almost generic* if it is nonsingular and all critical points of the restriction π_C are simple; in other words, C is almost generic if all its singular fibers are of Kodaira type I_1 (or $\tilde{\mathbf{A}}_0^*$ in the alternative notation). A real trigonal curve C is called *maximally inflected* if it is almost generic and all critical points of the restriction π_C are real.

2.2. Deformations. Throughout this paper, by a *deformation* of a trigonal curve $C \subset \Sigma$ over B we mean a deformation of the pair $(\pi: \Sigma \rightarrow B, C)$ in the sense of Kodaira–Spencer. It is worth emphasizing that the complex structure on B and Σ is not assumed fixed; it is also subject to deformation. (In the correspondence between trigonal curves and dessins, see Proposition 3.2.3 below, the complex structure on the base B is recovered using the Riemann existence theorem.) A deformation of an almost generic curve is called *fiberwise* if the curve remains almost generic throughout the deformation.

Deformation equivalence of real trigonal curves is the equivalence relation generated by equivariant fiberwise deformations and real isomorphisms (in the category of pairs as above).

2.3. Auxiliary statements. Let $\pi: \Sigma \rightarrow B$ and $E \subset \Sigma$ be as in Subsection 2.1. Recall that, for any coefficient group G , the inverse Hopf homomorphism π^* establishes an isomorphism

$$(2.3.1) \quad \pi^*: H_1(E; G) \xrightarrow{\cong} H_3(\Sigma; G).$$

Let $C \subset \Sigma$ be a nonsingular trigonal curve. Assume that $d = 2k$ is even and consider a double covering $p: X \rightarrow \Sigma$ of Σ ramified at $C + E$. It is a Jacobian elliptic surface. Let $\omega \in H^1(\Sigma \setminus (C \cup E); \mathbb{Z}_2)$ be the class of the covering and denote by tr the transfer homomorphism

$$\text{tr}: H_*(\Sigma, C \cup E; \mathbb{Z}_2) \rightarrow H_*(X; \mathbb{Z}_2).$$

2.3.2. Lemma. *The composition*

$$H_1(E) \xrightarrow{\pi^*} H_3(\Sigma) \xrightarrow{\text{rel}} H_3(\Sigma, C \cup E) \xrightarrow{\cap \omega} H_2(\Sigma, C \cup E) \xrightarrow{\partial} H_1(C) \oplus H_1(E)$$

(all homology with coefficients \mathbb{Z}_2) is given by $a \mapsto \pi_C^* a \oplus a$, where π_C^* stands for the inverse Hopf homomorphism $H_1(E; \mathbb{Z}_2) \rightarrow H_1(C; \mathbb{Z}_2)$.

Proof. Realize a class in $H_1(B; \mathbb{Z}_2)$ by an embedded circle $\gamma \subset B$ and restrict all maps to γ to obtain $X_\gamma \rightarrow \Sigma_\gamma \rightarrow \gamma$. Then $\pi^*[\gamma] = [X_\gamma]$ and $\text{rel}[X_\gamma] \cap \omega$ is the class dual to ω ; its boundary is the fundamental class of the ramification locus. \square

2.3.3. Corollary. *One has*

$$\partial \text{Ker}[\text{tr}: H_2(\Sigma, C \cup E) \rightarrow H_2(X)] = \text{Im}[\pi_C^* \oplus \text{id}: H_1(E) \rightarrow H_1(C) \oplus H_1(E)]$$

(all homology with coefficients \mathbb{Z}_2).

Proof. Comparing the Smith exact sequence

$$H_3(\Sigma, C \cup E) \xrightarrow{\omega \oplus \partial} H_2(\Sigma, C \cup E) \oplus H_2(C \cup E) \xrightarrow{\text{tr} + \tilde{\text{in}}_*} H_2(X)$$

of the double covering p (where all homology groups are with coefficients \mathbb{Z}_2 and $\tilde{\text{in}}_*: H_2(C \cup E; \mathbb{Z}_2) \rightarrow H_2(X; \mathbb{Z}_2)$ is the inclusion homomorphism) and the exact sequence of the pair $(\Sigma, C \cup E)$, one concludes that Ker tr is the image of the composed homomorphism

$$H_3(\Sigma; \mathbb{Z}_2) \xrightarrow{\text{rel}} H_3(\Sigma, C \cup E; \mathbb{Z}_2) \xrightarrow{\cap \omega} H_2(\Sigma, C \cup E; \mathbb{Z}_2).$$

Hence, the statement follows from the isomorphism (2.3.1) and Lemma 2.3.2. \square

The following statement is well known.

2.3.4. Lemma. *For a Jacobian elliptic surface $p: X \rightarrow \Sigma$ ramified at $C + E$ one has $w_2(X) = kp^*(f) \in H_2(X; \mathbb{Z}_2)$ and $p^*(e) = 0 \in H_2(X; \mathbb{Z}_2)$.*

Proof. Let \tilde{C} and \tilde{E} be the pull-backs of C and E , respectively, in X . Since the group $H_1(X) = H_1(B)$ is torsion free, so is $H_2(X)$ and one has

$$[\tilde{C}] + [\tilde{E}] = \frac{1}{2}p^*([C] + [E]) = p^*(2e + 3kf).$$

(Recall that, for an algebraic curve $D \subset \Sigma$, one has $p^*[D] = [p^*D]$, where p^*D is the divisorial pull-back of D . The reduction $p^* \bmod 2$ is the composition of the relativization $\text{rel}: H_2(\Sigma; \mathbb{Z}_2) \rightarrow H_2(\Sigma, C \cup E; \mathbb{Z}_2)$ and the transfer tr .) Then, due to the projection formula, one has

$$w_2(X) = p^*w_2(\Sigma) + [\tilde{C}] + [\tilde{E}] = kp^*(f)$$

in $H_2(X; \mathbb{Z}_2)$. For the last statement, $p^*(e) = 2[\tilde{E}] = 0 \bmod 2$. \square

2.4. Trigonal curves of type I_B . Recall that a nonsingular real curve C with nonempty real part is said to be of *type I*, or *separating*, if $[C_{\mathbb{R}}] = 0 \in H_1(C; \mathbb{Z}_2)$; otherwise, C is of *type II*.

If C is a (connected) separating real curve, the complement $C \setminus C_{\mathbb{R}}$ splits into two connected components. Their closures are called *halves* of C and denoted C^{\pm} . One has $C_{\mathbb{R}} = \partial C^+ = \partial C^-$.

In the case of real trigonal curves in a real ruled surface $\pi: \Sigma \rightarrow B$, one can consider a wider class that shares most useful properties of curves of type I.

2.4.1. Definition. A real trigonal curve $C \subset \Sigma$ is said to be of *type I_B* if the identity $[C_{\mathbb{R}}] = \pi_C^*[B_{\mathbb{R}}]$ holds in $H_1(C; \mathbb{Z}_2)$.

2.4.2. Lemma. *A trigonal curve $C \subset \Sigma$ is of type I if and only if C is of type I_B and the base B is of type I.*

Proof. Clearly, types I and I_B are equivalent whenever B is of type I. Hence, it suffices to prove that the base B of a trigonal curve C of type I is necessarily of type I. Represent C as the union of two halves, $C = C^+ \cup C^-$, and define functions $n^{\pm}: B \rightarrow \mathbb{Z}$ via $n^{\pm}(b) = \#(\pi_C^{-1}(b) \cap C^{\pm})$. On the complement $B^{\circ} \setminus B_{\mathbb{R}}$ both functions n^{\pm} are locally constant and one has $n^+ + n^- = 3$ and $c^*n^{\pm} = n^{\mp}$ (since C^+ and C^- are interchanged by the real structure on C). Hence, one can define a half B^+ of B as the closure of the set $\{b \in B \mid n^+(b) < n^-(b)\}$. \square

Consider a trigonal curve C of type I_B and define C_{Im} as the closure of the set $\pi_C^{-1}(B_{\mathbb{R}}) \setminus C_{\mathbb{R}}$. Let $B_{\text{Im}} = \pi_C(C_{\text{Im}})$. Clearly, $C_{\text{Im}} = \emptyset$ if and only if C is hyperbolic. The following statement is immediate.

2.4.3. Lemma. *A real trigonal curve C is of type I_B if and only if the class $[C_{\text{Im}}]$ vanishes in $H_1(C; \mathbb{Z}_2)$. \square*

2.4.4. According to the previous lemma, a non-hyperbolic trigonal curve C of type I_B can be represented as the union of two surfaces C_+ and C_- (possibly disconnected), disjoint except for the common boundary $\partial C_+ = \partial C_- = C_{\text{Im}}$. Define functions $m_{\pm}: B \rightarrow \mathbb{Z}$ via $m_{\pm}(b) = \#(\pi_C^{-1}(b) \cap C_{\pm}) - \chi_{\text{Im}}(b)$, where χ_{Im} is the characteristic function of B_{Im} . It is easy to see that, on the subset $B^\circ \subset B$, both functions m_{\pm} are locally constant and one has $m_+ + m_- = 3$. Since B° is connected, $m_{\pm}|_{B^\circ} = \text{const}$. In what follows, we mark the surfaces C_{\pm} so that $m_+|_{B^\circ} \equiv 1$ and $m_-|_{B^\circ} \equiv 2$.

Due to the convention above, the restriction $\pi_+: C_+ \rightarrow B$ of π_C is one-to-one except on the boundary ∂C_+ . In particular, it follows that C_+ is connected unless B is of type I and $B_{\mathbb{R}} = B_{\text{Im}}$. In any case, both C_+ and C_- are invariant under the real structure on C .

2.5. Jacobian surfaces. A real surface X is said to be of *type I* if $[X_{\mathbb{R}}] = w_2(X)$ in $H_2(X; \mathbb{Z}_2)$. A real elliptic surface X is said to be of *type I_F* if the image of $[X_{\mathbb{R}}]$ in $H_2(X; \mathbb{Z}_2)$ is a multiple of the class of a fiber of X (cf. Lemma 2.3.4). Fix a real ruled surface $\pi: \Sigma \rightarrow B$ over a real base B and assume that the self-intersection of the exceptional section $E \subset \Sigma$ is even, $E^2 = -2k$.

2.5.1. Lemma. *A Jacobian real elliptic surface X is of type I if and only if it is of type I_F .*

Proof. Let \tilde{E} be the real section of X . Then $[X_{\mathbb{R}}] \circ [\tilde{E}] = k = kp^*(f) \circ [\tilde{E}]$, and it remains to apply Lemma 2.3.4. \square

2.5.2. Proposition. *Let $C \subset \Sigma$ be a real trigonal curve. Then, a Jacobian elliptic surface X ramified at $C + E$ is of type I if and only if C is of type I_B .*

Proof. In view of Lemma 2.5.1, it suffices to show that X is of type I_F if and only if C is of type I. Recall that the class $[X_{\mathbb{R}}] \in H_2(X; \mathbb{Z}_2)$ can be represented in the form $\text{tr}[\Sigma_{\mathbb{R}}^+]$, where $\Sigma_{\mathbb{R}}^+ \subset \Sigma_{\mathbb{R}}$ is the appropriate half of the real part $\Sigma_{\mathbb{R}}$ and $[\Sigma_{\mathbb{R}}^+]$ is regarded as a relative class in $H_2(X, C \cup E; \mathbb{Z}_2)$. Then, the identity $[X_{\mathbb{R}}] = ap^*(f)$ holds for some $a \in \mathbb{Z}_2$ if and only if $\text{tr}([\Sigma_{\mathbb{R}}^+] - af) = 0$. Since $\partial f = 0$ and $p^*(e) = 0$, see Lemma 2.3.4, the statement follows from Corollary 2.3.3. \square

2.6. Other surfaces. Recall that, to every elliptic surface X , one can assign its *Jacobian surface* J . If X is real, then J also inherits a canonical real structure.

2.6.1. Conjecture. *A real elliptic surface X is of type I_F if and only if the real trigonal curve constituting the ramification locus of the Jacobian surface of X is of type I_B .*

3. DESSINS

The notion of dessin used in this paper is a real version of Grothendieck's *dessins d'enfants*, adjusted for the study of real meromorphic functions with a certain preset ramification over the three real points $0, 1, \infty \in \mathbb{P}^1$. More precisely, we consider the quotient by the complex conjugation of a properly decorated pull-back of $(\mathbb{P}_{\mathbb{R}}^1; 0, 1, \infty)$, the pull-backs of $0, 1$, and ∞ being marked with \bullet -, \circ -, and \times -, respectively. Note that, unlike Grothendieck's original setting, the functions

considered may (and usually do) have other critical values, which are ignored unless they are real.

In the exposition below we follow [2], omitting most proofs and references.

3.1. Trichotomic graphs. Let D be a (topological) compact connected surface, possibly with boundary. (In the topological part of this section we are working in the PL -category.) We use the term *real* for points, segments, *etc.* situated at the boundary ∂D . For a graph $\Gamma \subset D$, we denote by D_Γ the closed cut of D along Γ . The connected components of D_Γ are called *regions* of Γ .

A *trichotomic graph* on D is an embedded oriented graph $\Gamma \subset D$ decorated with the following additional structures (referred to as *colorings* of the edges and vertices of Γ , respectively):

- each edge of Γ is of one of the three kinds: solid, bold, or dotted;
- each vertex of Γ is of one of the four kinds: \bullet , \circ , \times , or monochrome (the vertices of the first three kinds being called *essential*);

and satisfying the following conditions:

- (1) the boundary ∂D is a union of edges and vertices of Γ ;
- (2) the valency of each essential vertex of Γ is at least 2, and the valency of each monochrome vertex of Γ is at least 3;
- (3) the orientations of the edges of Γ form an orientation of the boundary ∂D_Γ ; this orientation extends to an orientation of D_Γ ;
- (4) all edges incident to a monochrome vertex are of the same kind;
- (5) \times -vertices are incident to incoming dotted edges and outgoing solid edges;
- (6) \bullet -vertices are incident to incoming solid edges and outgoing bold edges;
- (7) \circ -vertices are incident to incoming bold edges and outgoing dotted edges;
- (8) each *triangle* (*i.e.*, region with three essential vertices in the boundary) is a topological disk.

In (5)–(7) the lists are complete, *i.e.*, vertices cannot be incident to edges of other kinds or with different orientation.

In view of (4), the monochrome vertices can further be subdivided into solid, bold, and dotted, according to their incident edges. A *monochrome cycle* in Γ is a cycle with all vertices monochrome, hence all edges and vertices of the same kind.

3.1.1. Let B be the oriented double of D , and denote by $\Gamma' \subset B$ the preimage of Γ , with each vertex and edge decorated according to its image in Γ . (Note that Γ' is also a trichotomic graph.) The *full valency* of a vertex of Γ is the valency of any preimage of this vertex in Γ' . The full valency of an inner vertex coincides with its valency in Γ ; the full valency of a real vertex equals $2 \cdot \text{valency} - 2$. Conditions (3) and (1) imply that the orientations of the edges of Γ' incident to a vertex alternate. Thus, the full valency of any vertex is even.

3.1.2. The collection of all vertices and edges of a trichotomic graph Γ contained in a given connected component of ∂D is called a *real component* of Γ . In the drawings, (portions of) the real components are indicated by wide grey lines. A real component (and the corresponding component of ∂D) is called

- *even/odd*, if it contains an even/odd number of \circ -vertices of Γ ,
- *hyperbolic*, if all edges of this component are dotted,
- *anti-hyperbolic*, if the component contains no dotted edges.

A trichotomic graph is called *hyperbolic* if all its real components are hyperbolic.

If a union of (the closures of) some real edges of the same kind is homeomorphic to a closed interval, this union is called a *segment*. A dotted (bold) segment is called *maximal* if it is bounded by two \times - (respectively, \bullet -) vertices. Define the *parity* of a maximal segment as the parity of the number of \circ -vertices contained in the segment. A *pillar* is either a hyperbolic component, or a maximal dotted or bold segment.

3.2. Dessins. Recall that to any trigonal curve $C \subset \Sigma$, $\Sigma \rightarrow B$, one can associate its (*functional*) j -invariant $j = j_C: B \rightarrow \mathbb{P}^1$, which is the analytic continuation of the meromorphic function $B^\circ \rightarrow \mathbb{C}$ sending each fiber $F \subset \Sigma$ nonsingular for C to the conventional j -invariant (symmetrized cross-ratio) of the quadruple of points $(C \cup E) \cap F$ in the projective line F ; following Kodaira, we divide the j -invariant by 12^3 , so that its ‘special’ values are $j = 0$ and 1 (corresponding to quadruples with a symmetry of order 3 and 2, respectively).

We assume that the target Riemann sphere $\mathbb{P}^1 = \mathbb{C} \cup \{\infty\}$ is equipped with the standard real structure $z \rightarrow \bar{z}$. With respect to this real structure, the j -invariant of a real trigonal curve is real, descending to a map from the quotient $D = B/c$ to the disk $\mathbb{P}^1/\bar{}$. The pull-back of the real part $\mathbb{P}_{\mathbb{R}}^1 = \partial(\mathbb{P}^1/\bar{})$ under this map is denoted by Γ_C . This pull-back, regarded as a graph in D , has a natural trichotomic graph structure: the \bullet -, \circ -, and \times -vertices are the pull-backs of 0 , 1 , and ∞ , respectively (monochrome vertices being the branch points with other real critical values), the edges are solid, bold, or dotted provided that their images belong to $[\infty, 0]$, $[0, 1]$, or $[1, \infty]$, respectively, and the orientation of Γ_C is that induced from the positive orientation of $\mathbb{P}_{\mathbb{R}}^1$ (*i.e.*, order of \mathbb{R}). This definition implies that Γ_C has no oriented monochrome cycles. Furthermore, the boundary of each triangle is mapped to $\mathbb{P}_{\mathbb{R}}^1$ with degree one, and any extension of this map to the triangle itself also has degree one; hence, the triangle is homeomorphic to $\mathbb{P}^1/\bar{}$, which explains condition (8).

A real trigonal curve C is almost generic if and only if the full valency of each \times -, \circ -, and \bullet -vertex of Γ_C equals, respectively, 2 , $0 \bmod 4$, and $0 \bmod 6$. A real trigonal curve C is called *generic* if its graph $\Gamma = \Gamma_C$ has the following properties:

- (1) the full valency of each \times -, \circ -, or \bullet -vertex of Γ is, respectively, 2 , 4 , or 6 ;
- (2) the valency of any real monochrome vertex of Γ is 3 ;
- (3) Γ has no inner monochrome vertices.

A trichotomic graph satisfying conditions (1)–(3) and without oriented monochrome cycles is called a *dessin*. We freely extend to dessins all terminology that applies to generic trigonal curves. Since we only consider curves with nonempty real part, we always assume that the boundary of the underlying surface of a dessin is nonempty.

Any almost generic real trigonal curve can be perturbed to a generic one.

3.2.1. Two dessins are called *equivalent* if, after a homeomorphism of the underlying surfaces, they are connected by a finite sequence of isotopies and the following *elementary moves*:

- *monochrome modification*, see Figure 1(a);
- *creating (destroying) a bridge*, see Figure 1(b), where a *bridge* is a pair of monochrome vertices connected by a real monochrome edge;
- *\circ -in* and its inverse *\circ -out*, see Figure 1(c) and (d);
- *\bullet -in* and its inverse *\bullet -out*, see Figure 1(e) and (f).

(In the first two cases, a move is considered valid only if the result is again a dessin. In other words, one needs to check the absence of oriented monochrome cycles and

triangular regions other than disks.) An equivalence of two dessins in the same underlying surface D is called *restricted* if the homeomorphism is identical and the isotopies above can be chosen to preserve the pillars (as sets).

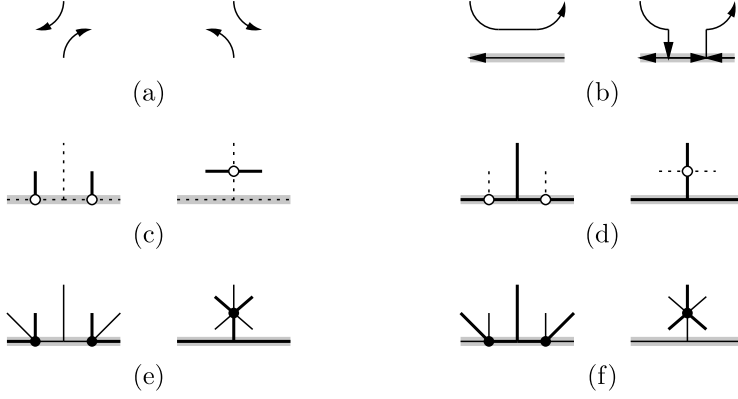


FIGURE 1. Elementary moves of dessins

3.2.2. Remark. In view of Condition 3.1(3) in the definition of trichotomic graph, any monochrome modification and creation/destruction of a bridge automatically respect the orientations of the edges involved, see Figure 1. This fact is in a contrast with the definition of equivalence of skeletons, see Subsection 5.3 below, where respecting a certain orientation is an extra requirement.

The following statement is proved in [2].

3.2.3. Proposition. *Each dessin Γ is of the form Γ_C for some generic real trigonal curve C . Two generic real trigonal curves are deformation equivalent (in the class of almost generic real trigonal curves) if and only if their dessins are equivalent. \square*

3.2.4. The definition of the j -invariant gives one an easy way to reconstruct the topology of a generic real trigonal curve $C \subset \Sigma$ from its dessin Γ_C . Let $\pi: \Sigma \rightarrow B$ and π_C be as in Subsection 2.1. Topologically, the base B is the orientable double of the underlying surface D of Γ_C . Let $\Gamma' \subset B$ be the decorated preimage of Γ_C , see 3.1.1. Then $B^\circ = B \setminus \{\times\text{-vertices of } \Gamma'\}$ and the pull-back $\pi_C^{-1}(b)$ of a point $b \in B^\circ$ consists of three points in the complex affine line $\pi^{-1}(b) \setminus E$.

- (1) If b is an inner point of a region of Γ' , the three points of $\pi_C^{-1}(b)$ form a triangle Δ_b with all three edges distinct. As a consequence, the restriction of π_C to the interior of each region of Γ' is a trivial covering.
- (2) If b belongs to a dotted edge of Γ' , the three points of $\pi_C^{-1}(b)$ are collinear. The ratio (smallest distance)/(largest distance) is in $(0, 1/2)$; it tends to 0 (respectively, $1/2$) when b approaches a \times - (respectively, \circ -) vertex.
- (3) If b belongs to a solid (bold) edge of Γ' , the three points of $\pi_C^{-1}(b)$ form an isosceles triangle with the angle at the vertex less than (respectively, greater than) $\pi/3$. The angle tends to 0, $\pi/3$, or π when b approaches, respectively, a \times -, \bullet -, or \circ -vertex.

The number of \circ -vertices of Γ' is called the *degree* $\deg \Gamma$ of Γ . One has $\deg \Gamma = 0 \pmod 3$, and $-\frac{1}{3} \deg \Gamma = E^2$, where $E \subset \Sigma$ is the exceptional section.

3.2.5. In view of 3.2.4(1), over the interior of each region R of the pull-back $\Gamma' \subset B$ there is a canonical way to label the three sheets of C by 1, 2, 3, according to the increasing of the opposite side of the triangle Δ_b over any point $b \in R$. This labelling is obviously preserved by the real structure $c: B \rightarrow B$ and hence descends to the regions of Γ . The passage through an edge of Γ results in the following transformation:

- solid edge: the transposition (23);
- bold edge: the transposition (12);
- dotted edge: the change of the orientation of Δ .

The transpositions above represent a change of the labelling rather than a nontrivial monodromy. Although the change of orientation of Δ makes sense, its orientation itself is only well defined if B is of type I and a half of B is chosen.

3.2.6. The real components Γ_i of Γ are identified with the connected components B_i of $B_{\mathbb{R}}$. The pull-back $\pi_C^{-1}(b)$ of a real point $b \in \partial D$ has three real points if b is a dotted point or a \circ -vertex adjacent to two real dotted edges; it has two real points, if b is a \times -vertex, and a single real point otherwise. A component Σ_i of $\Sigma_{\mathbb{R}}$ is orientable if and only if the corresponding real component Γ_i is even.

A component B_i is (anti-)hyperbolic (see 2.1) if and only if so is Γ_i . If B_i is non-hyperbolic, its ovals and zigzags are represented by the maximal dotted segments of Γ_i , even and odd, respectively. The latter are also called *ovals* and *zigzags* of Γ .

4. TRIGONAL CURVES OF TYPE I_B

In this section, we characterize the dessins of trigonal curves of type I_B and study their basic properties.

4.1. Canonical labelling. Let C be a *non-hyperbolic* trigonal curve of type I_B, and let $C_+ \subset C$ be the surface mapped generically one-to-one to B , see 2.4.4.

Let $\Gamma \subset D$ be the dessin of C . Since C_+ is c -invariant, each region R of Γ can be labelled according to the label of the sheet of C_+ over R , see 3.2.5. Then, each *inner* edge e of Γ can be labelled according to the label(s) of the adjacent regions. The possible labels are as follows:

- an inner solid edge can be of type 1 or $\bar{1}$ (not 1);
- an inner bold edge can be of type 3 or $\bar{3}$ (not 3);
- an inner dotted edge can be of type 1, 2, or 3.

(One cannot distinguish types 2 and 3 along a solid edge or types 1 and 2 along a bold edge due to the relabelling mentioned above; in these cases, we assign to the edges types $\bar{1}$ and $\bar{3}$, respectively.) On the contrary, the same rule assigns a well defined label 1, 2, or 3 to each *real* edge e of Γ : the relabelling in 3.2.5 is compensated for by the discontinuity of C_+ across B_{Im} .

4.1.1. Lemma. *A real solid edge cannot be of type 1; a real bold edge cannot be of type 3.*

Proof. Otherwise, the surface $C_+ \rightarrow B$ would be two-sheeted over the regions of Γ adjacent to the edge. \square

4.1.2. Theorem. *A non-hyperbolic generic trigonal curve C is of type I_B if and only if the regions of its dessin $\Gamma \subset D$ admit a labelling which satisfies the following conditions:*

- (1) *the region adjacent to a real solid (bold) edge is not of type 1 (respectively, not of type 3);*
- (2) *the two regions adjacent to an inner solid edge are either both of type 1 or of distinct types 2 and 3;*
- (3) *the two regions adjacent to an inner bold edge are either both of type 3 or of distinct types 1 and 2;*
- (4) *the two regions adjacent to an inner dotted edge are of the same type.*

Proof. If C is of type I_B , its labelling defined above does satisfy (1)–(4): Property (1) is the statement of Lemma 4.1.1, and Properties (2)–(4) follow from 3.2.5.

For the converse, lift the labelling to the preimage $\Gamma' \subset B$ of Γ , cf. 3.2.4, over each region of Γ' take the sheet selected by the labelling, and define C_+ as the closure of the union of these sheets. Then, in view of (1)–(4), one has $\partial C_+ = C_{\text{Im}}$, i.e., $[C_{\text{Im}}] = 0 \in H_1(C; \mathbb{Z}_2)$, and C is of type I_B due to Lemma 2.4.3. \square

4.2. Dessins of type I. A dessin Γ equipped with a labelling satisfying Conditions 4.1.2(1)–(4) is said to be *of type I*. We assume the labelling extended to edges as explained in Subsection 4.1. Fix a dessin Γ of type I. Below, we discuss further properties of its labelling and extend it to some other objects related to Γ .

4.2.1. Lemma. *The edges adjacent to an inner vertex are labelled as follows:*

- \times -vertex: $(1, 1)$;
- \bullet -vertex: $(1, \bar{3}, \bar{1}, 3, \bar{1}, \bar{3})$;
- \circ -vertex: $(3, 3, 3, 3)$ or $(\bar{3}, 1, \bar{3}, 2)$. \square

4.2.2. Lemma. *The edges adjacent to a real vertex are labelled as follows:*

- \times -vertex: *both edges are of the same type 2 or 3;*
- \bullet -vertex: $(2, \bar{3}, 1, 1)$ or $(3, 3, \bar{1}, 2)$;
- \circ -vertex with real edges dotted: $(3, 3, 3)$ or $(1, \bar{3}, 2)$;
- \circ -vertex with real edges bold: *all edges are of the same type 1 or 2.* \square

According to Lemmas 4.2.1 and 4.2.2, the two edges adjacent to a single \times -vertex are always of the same type. We assign this type to the vertex itself, thus speaking about \times -vertices of type 1 (necessarily inner) or 2 or 3 (necessarily real).

4.2.3. Corollary. *The two \times -vertices bounding a single oval of Γ are of the same type, which can be 3 or 2. In the former case, all dotted edges constituting the oval are of type 3; in the latter case, the type of the edges alternates between 2 and 1 at each \circ -vertex. The two \times -vertices bounding a single zigzag of Γ are always of type 3, and so are all dotted edges constituting a zigzag.* \square

According to the types of the dotted edges constituting an oval, we will speak about ovals of type 3 and 2 (if all dotted edges are of type 3 or 2, respectively) and ovals of type $\bar{3}$ (if there are edges both of type 2 and 1). Note that ovals of type 2 are necessarily ‘short’, i.e., they contain no \circ -vertices, whereas each oval of type $\bar{3}$ necessarily contains a \circ -vertex.

By definition, each zigzag is regarded to be of type 3.

4.2.4. Lemma. *The real dotted edges constituting an odd (respectively, even) hyperbolic component of Γ are all of type 3 (respectively, are all of the same type 3, 2, 1 or alternate between type 2 and 1 at each \circ -vertex).*

Proof. Within each real dotted segment, the types of the edges either are $\text{const} = 3$ or alternate between 2 and 1 at each \circ -vertex. In the latter case, the number of vertices must be even. \square

According to the types of the dotted edges constituting the component, we will speak about hyperbolic components of type 3, 2, 1, or $\bar{3}$. Note that components of type 2 or 1 do not contain \circ -vertices, whereas each component type $\bar{3}$ necessarily contains a \circ -vertex.

4.2.5. Lemma. *The real part of Γ has no odd anti-hyperbolic components.*

Proof. After destroying solid bridges and a sequence of \bullet -ins along inner solid edges, one can assume that the edges constituting an anti-hyperbolic component are all bold. They cannot be of type 3, see Lemma 4.1.1; hence, their types alternate between 1 and 2 at each inner bold edge attached to the component, and the component must be even. \square

4.3. Unramified dessins of type I. A dessin is called *unramified*, if all its \times -vertices are real. In other words, unramified are the dessins corresponding to maximally inflected curves. In this subsection, we assume that Γ is an unramified dessin of type I.

4.3.1. Lemma. *The dessin Γ has no solid or dotted edges of type 1.*

Proof. A solid or dotted edge of type 1 would end at a \times -vertex of type 1 (possibly, passing through a number of monochrome vertices), which would have to be inner. \square

4.3.2. Lemma. *Each \bullet -vertex $v \in \Gamma$ is real, and the edges adjacent to v are of types $(3, 3, \bar{1}, 2)$. The immediate essential neighbors of v in the real part of Γ are a \circ - and a \times -vertex.*

Proof. The first two statements follow from Lemmas 4.2.1, 4.2.2, and 4.3.1. If v had another \bullet -vertex as an immediate essential neighbor, the two vertices could be pulled in by a \bullet -in transformation, producing an inner \bullet -vertex. \square

4.3.3. Corollary. *The dessin Γ has no inner bold edges of type $\bar{3}$. \square*

4.3.4. Corollary. *All edges adjacent to a single \circ -vertex of Γ are of the same type. (Accordingly, we will speak about the type of a \circ -vertex.) A real \circ -vertex with real edges bold is of type 2; all other \circ -vertices are of type 3.*

Proof. The types of edges adjacent to a \circ -vertex are listed in Lemmas 4.2.1 and 4.2.2, and all but a few possibilities are eliminated by Lemma 4.3.1. \square

4.3.5. Corollary. *The dessin Γ has no ovals of type $\bar{3}$. \square*

4.3.6. Lemma. *Let $v \in \Gamma$ be a \circ -vertex of type 2. Then v is real, and the immediate essential neighbors of v in the real part of Γ are two \bullet -vertices.*

Proof. According to Corollary 4.3.4, the vertex v is real and the real edges adjacent to v are bold. Hence, the neighbors of v are either \circ - or \bullet -vertices. If another \circ -vertex u (possibly, v itself) were a neighbor of v , the dotted segment connecting u

and v would contain a monochrome vertex with an inner bold edge of type $\bar{3}$ adjacent to it. This would contradict to Corollary 4.3.3. \square

A pillar consisting of a \circ -vertex and pair of real bold segments connecting it to \bullet -vertices, as in Lemma 4.3.6, is called a *jump*. To each jump, we assign type 2, according to the types of its \circ -vertex and bold edges.

4.3.7. Proposition. *Any hyperbolic component of Γ is of type 3 or 2 (and in the latter case it is free of \circ -vertices). Any anti-hyperbolic component of Γ is formed by solid edges and solid monochrome vertices.*

Proof. As in the proof of Lemma 4.2.5, if an anti-hyperbolic component has a bold edge, one can assume all edges of this component bold. Any hyperbolic component of type $\bar{3}$ or any real component with all edges bold would have an inner bold edge of type $\bar{3}$ attached to it; this contradicts to Corollary 4.3.3. Similarly, any hyperbolic component of type 1 would have an inner dotted edge of type 1 attached to it; this contradicts to Lemma 4.3.1. \square

The following theorem summarizes the results of this section.

4.3.8. Theorem. *Let Γ be an unramified dessin of type I. Then*

- (1) *the pillars of Γ are ovals, zigzags, jumps, and hyperbolic components;*
- (2) *each pillar has a well defined type, 2 or 3, all jumps being of type 2 and all zigzags being of type 3;*
- (3) *pillars of type 2 are interconnected by inner dotted edges of type 2; these edges, as well as pillars of type 2 other than jumps, are free of \circ -vertices;*
- (4) *pillars of type 3 are interconnected by inner dotted edges of type 3 or pairs of such edges attached to an inner \circ -vertex each;*
- (5) *the following parity rule holds: along each real component of Γ , the types of the pillars alternate.* \square

4.4. Complex orientations. Recall that the real part $C_{\mathbb{R}}$ of any connected algebraic curve C of type I admits a distinguished pair of opposite orientations, called *complex orientations*, which are induced on the common boundary $C_{\mathbb{R}} = \partial C^{\pm}$ by the complex orientations of the two halves C^{\pm} of C .

Let $C \subset \Sigma$ be a nonsingular real trigonal curve over a base B of type I. Consider the set $\mathcal{B} \subset B_{\mathbb{R}}$ of real fibers of Σ that intersect $C_{\mathbb{R}}$ in a single point each (counted with multiplicity). Denote by $\bar{\mathcal{B}}$ the closure of \mathcal{B} , and let \bar{L} be the restriction to $\bar{\mathcal{B}}$ of the real ruling $\pi: \Sigma_{\mathbb{R}} \setminus E_{\mathbb{R}} \rightarrow B_{\mathbb{R}}$. It is a real affine line bundle. Any orientation of $C_{\mathbb{R}}$ induces in an obvious way an orientation of the restriction $\bar{L}|_{\bar{\mathcal{B}} \setminus \mathcal{B}}$.

4.4.1. Definition. For a non-hyperbolic curve C , an orientation of $C_{\mathbb{R}}$ is called *quasi-complex* if the induced orientation of $\bar{L}|_{\bar{\mathcal{B}} \setminus \mathcal{B}}$ extends to \bar{L} and, with respect to some complex orientation of $B_{\mathbb{R}}$, the restriction of the projection $\pi_C: C_{\mathbb{R}} \rightarrow B_{\mathbb{R}}$ is of degree +1 over each component of $B_{\mathbb{R}}$.

4.4.2. Remark. Denote by Z the projection to $B_{\mathbb{R}}$ of the union of all zigzags and real vertical flexes of $C_{\mathbb{R}}$. Then, $C_{\mathbb{R}}$ admits a quasi-complex orientation if and only if, over each component B' of $B_{\mathbb{R}} \setminus Z$, the total number of ovals of $C_{\mathbb{R}}$ and points of intersection of $C_{\mathbb{R}}$ with the section 0 (see 2.1) equals $\chi(B') \bmod 2$.

4.4.3. Proposition. *Any complex orientation of a non-hyperbolic trigonal curve of type I is quasi-complex.*

Proof. For the extension of the orientation to \bar{L} one can mimic the proof found in [3]. New is the case of a component of $B_{\mathbb{R}}$ that lies entirely in \mathcal{B} . The orientability of \bar{L} over such a component follows from Lemma 4.2.5.

For a non-hyperbolic trigonal curve C of type I, the complement $C \setminus \pi_C^{-1}(B_{\mathbb{R}})$ splits into four ‘quoters’ $C_{\pm}^{\pm} = C^{\pm} \cap C_{\pm}$. Since both C_+ and C_- are c -invariant, whereas C^+ and C^- are interchanged by c , any point of $C_{\mathbb{R}}$ over \mathcal{B} is in the common part of the boundaries ∂C_{\pm}^{\pm} . Thus, assuming that $\pi_C(C_+^+) = B^+$, one concludes that the map $\pi_C : C_{\mathbb{R}} \rightarrow B_{\mathbb{R}}$ is of degree +1. \square

4.4.4. Proposition. *Any hyperbolic trigonal curve C is of type I_B . Such a curve is of type I if and only if its base B is of type I. In this case, with respect to some complex orientations of $C_{\mathbb{R}}$ and $B_{\mathbb{R}}$, one has $(\pi_C)_*[C_{\mathbb{R}}] = 3[B_{\mathbb{R}}]$.*

Proof. The first statement is a tautology, and the second one follows immediately from Lemma 2.4.2. For the third statement, it suffices to observe that, in the hyperbolic case, the halves C^{\pm} are the pull-backs $\pi_C^{-1}(B^{\pm})$. \square

5. SKELETONS

Unramified dessins of type I can be reduced to somewhat simpler objects, the so called skeletons, which are obtained by disregarding all but dotted edges. The principal result of this section is Theorem 5.4.6 describing maximally inflected trigonal curves of type I in terms of skeletons.

Throughout this section, we assume that the underlying surface D is orientable, in other words, the base B of the ruling is of type I and, hence, trigonal curves of type I_B are those of type I.

5.1. Abstract skeletons. Consider an embedded (finite) graph $\text{Sk} \subset \bar{D}$ in a compact surface \bar{D} . We do not exclude the possibility that some of the vertices of Sk belong to the boundary of \bar{D} ; such vertices are called *real*. The set of edges at each real (respectively, inner) vertex v of Sk inherits from \bar{D} a pair of opposite linear (respectively, cyclic) orders. The *immediate neighbors* of an edge e at v are the immediate predecessor and successor of e with respect to (any) one of these orders. A *first neighbor path* in Sk is a sequence of oriented edges of Sk such that each edge is followed by one of its immediate neighbors.

Below, we consider graphs with connected components of two kinds: directed and undirected. We call such graphs *partially directed*. The directed and undirected parts of a partially directed graph Sk are denoted by Sk_{dir} and Sk_{ud} , respectively. Accordingly, we speak about directed and undirected vertices of these graphs.

5.1.1. Definition. Let \bar{D} be a compact orientable surface with nonempty boundary. An *abstract skeleton* is a partially directed embedded graph $\text{Sk} \subset \bar{D}$, disjoint from the boundary $\partial\bar{D}$ except for some vertices, and satisfying the following conditions:

- (1) at each vertex of Sk_{dir} , the directions of adjacent edges alternate;
- (2) each real directed vertex has odd valency, thus being a *source* or a *sink*;
- (3) each source is monovalent;
- (4) the graph Sk has no first neighbor cycles and no inner isolated vertices;

- (5) each boundary component l of \bar{D} has a vertex of Sk and is subject to the *parity rule*: directed and undirected vertices alternate along l ;
- (6) if a component R of the cut \bar{D}_{Sk} has a single source in the boundary ∂R , then R is a disk.

5.2. Admissible orientations.

5.2.1. Definition. Let $\text{Sk} \subset \bar{D}$ be an abstract skeleton. An orientation of Sk_{ud} is called *admissible* if, at each vertex, no two incoming edges are immediate neighbors. An *elementary inversion* of an admissible orientation is the reversal of the direction of one of the edges so that the result is again an admissible orientation.

5.2.2. Proposition. *Any abstract skeleton Sk has an admissible orientation. Any two admissible orientations of Sk can be connected by a sequence of elementary inversions.*

This statement is proved after Proposition 5.2.3 below. Due to the existence of admissible orientations, all undirected edges of an abstract skeleton $\text{Sk} \subset \bar{D}$ can be divided into two groups: *triggers* and *diodes*, the latter being those that have the same direction, called *natural*, in all admissible orientations of Sk . On the contrary, each trigger has two *states* (orientations); each state can be extended to an admissible orientation of the skeleton.

5.2.3. Proposition. *Let $\text{Sk} \subset \bar{D}$ be an abstract skeleton and e_1, e_2 two distinct triggers. Then, out of the four states of the pair e_1, e_2 , at least three extend to an admissible orientation.*

Proof of Propositions 5.2.2 and 5.2.3. To construct an admissible orientation of Sk , choose an undirected edge e_1 , orient it arbitrarily, and call the result \vec{e}_1 the *first anchor*. For each first neighbor path starting at \vec{e}_1 , orient each edge e' of the path in the direction from \vec{e}_1 , *i.e.*, assign to e' the orientation induced from the path. If the partial orientation thus obtained is consistent, keep it; otherwise, disregard this orientation and repeat the procedure starting from the first anchor $-\vec{e}_1$, *i.e.*, the same edge e_1 with the orientation opposite to the originally chosen one.

We assert that at least one of the anchors \vec{e}_1 and $-\vec{e}_1$ results in a consistent partial orientation. Indeed, otherwise there are two oriented edges e', e'' , a pair of first neighbor paths γ'_\pm starting at \vec{e}_1 and ending at $\pm e'$, and a pair of first neighbor paths γ''_\pm starting at $-\vec{e}_1$ and ending at $\pm e''$. Then, the sequence $\gamma'_+, \gamma'^{-1}, \gamma''_+, \gamma''^{-1}$ gives rise to a first neighbor cycle.

If there is an edge e_2 that has not yet been assigned an orientation, orient it and repeat the procedure starting from the *second anchor* \vec{e}_2 or $-\vec{e}_2$, whichever works. Clearly, the new orientation is consistent with the one obtained in the previous step. Continue this procedure (selecting anchors and extending their orientation) until the whole undirected part of Sk is exhausted.

Notice that any admissible orientation of Sk can be obtained by this procedure with an appropriate choice of the anchors.

For the uniqueness up to elementary inversions, fix an admissible orientation σ obtained from a sequence of anchors $\vec{e}_1, \vec{e}_2, \dots$ and consider another admissible orientation σ' . Among the first neighbor paths starting at \vec{e}_1 and ending at an edge e' whose σ' -orientation differs from σ , choose a maximal one. Then, reversing the orientation of the last edge of such a maximal path is an elementary inversion.

Repeat this procedure to switch to σ the orientations of all edges reachable from \vec{e}_1 ; then continue with \vec{e}_2 , *etc.*

To prove Proposition 5.2.3, note that an undirected edge e of Sk is a trigger if and only if both \vec{e} and $-\vec{e}$ can be chosen for an anchor. Choose a state \vec{e}_1 of e_1 . If e_2 can be reached (by a first neighbor path) starting from \vec{e}_1 , then e_2 cannot be reached from $-\vec{e}_1$, as otherwise the two orientations induced on e_2 would coincide (no first neighbor cycles) and hence e_2 would be a diode. Thus, one can assume that e_2 is not reachable from \vec{e}_1 , and three admissible orientations can be constructed starting from the anchors $\vec{e}_1, \pm\vec{e}_2, \dots$ and $-\vec{e}_1, \dots$. \square

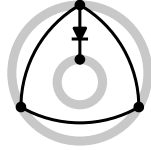


FIGURE 2. A diod

5.2.4. Remark. If an abstract skeleton $\text{Sk} \subset \bar{D}$ does not have cycles, then any undirected edge of Sk is a trigger. Note however that in general diods do exist, see, *e.g.*, the fragment shown in Figure 2. (This fragment can easily be completed to a skeleton without inner vertices.) Alternatively, one can consider a skeleton with a monovalent inner vertex v : the only edge adjacent to v is its own immediate neighbor; hence it cannot be oriented towards v .

5.3. Equivalence of abstract skeletons. Two abstract skeletons are called *equivalent* if, after a homeomorphism of underlying surfaces, they can be connected by a finite sequence of isotopies and the following *elementary moves*, *cf.* 3.2.1:

- *elementary modification*, see Figure 3;
- *creating (destroying) a bridge* in Sk_{ud} , see Figure 3; the vertex shown in the figure can be inner or real, and the dotted lines represent other edges of Sk_{ud} that may be present.

(A move is valid only if the result is again an abstract skeleton.) It is understood that an elementary move does not mix Sk_{dir} and Sk_{ud} and, when acting on Sk_{dir} , a move must respect the prescribed orientations (as shown in the figures), thus defining an orientation on the resulting directed part. On Sk_{ud} , a move is required to respect some admissible orientation of the original skeleton and take it to an admissible orientation of the result. Note that, in a contrast to the definition of equivalence of dessins, see 3.2.1, respecting a certain orientation, either prescribed or admissible, is an extra requirement here, *cf.* Remark 3.2.2.




FIGURE 3. Elementary moves of skeletons

An equivalence of two abstract skeletons in the same surface and with the same set of vertices is called *restricted* if the homeomorphism is identical and the isotopies above can be chosen identical on the vertices.

5.3.1. Remark. For Sk_{ud} , the orientation condition in the definition above is restrictive only if all edges involved are diodes; otherwise, a required admissible orientation does exist due to Proposition 5.2.3. For creating a bridge, it would even suffice to assume that at least one of the immediate neighbors of the bridge created is a trigger. In particular, if \bar{D} is a disk, then any elementary move is allowed, see Remark 5.2.4.

5.4. Dotted skeletons. From now on, for simplicity, we confine ourselves to dessins without anti-hyperbolic components. All such components would be monochrome, see Proposition 4.3.7, and thus could easily be incorporated using the concept of (partial) reduction, see [2].

5.4.1. Intuitively, the dotted skeleton is obtained from a dessin Γ by disregarding all but dotted edges and patching the latter through all \circ -vertices. According to Theorem 4.3.8, each inner dotted edge of type 2 retains a well defined orientation, whereas an edge of type 3 may be broken by \circ -vertex, and for this reason, its orientation may not be defined. As types do not mix, edges and pillars of types 2 and 3 would form separate components of the skeleton.

5.4.2. Definition. Let $\Gamma \subset D$ be an unramified dessin of type I without anti-hyperbolic components. The (*dotted*) *skeleton* of Γ is the partially directed graph $\text{Sk} = \text{Sk}_\Gamma \subset \bar{D}$ obtained from Γ as follows:

- contract each pillar to a single point and declare this point a vertex of Sk ;
- patch each inner dotted edge through its \circ -vertex, if there is one, and declare the result an edge of Sk ;
- let Sk_{dir} and Sk_{ud} be the images of the edges and pillars of type 2 and 3, respectively, each edge of type 2 inheriting its orientation from Γ .

Here, \bar{D} is the surface obtained from D by contracting each pillar to a single point.

5.4.3. Proposition. *The skeleton Sk of a dessin Γ as in Definition 5.4.2 is an abstract skeleton in the sense of Definition 5.1.1.*

Proof. Properties 5.1.1(1)–(3) follow immediately from Theorem 4.3.8. Each component of $\partial\bar{D}$ has a vertex of Sk due to our assumption that Γ has no anti-hyperbolic component, and the parity rule in 5.1.1(5) is a consequence of Theorem 4.3.8(5). Property 5.1.1(6) is merely a restatement of requirement (8) in the definition of trichotomic graph, see Subsection 3.1.

For 5.1.1(4), apply a sequence of \circ -outs along type 3 dotted edges to convert Γ to a dessin Γ' with the same skeleton Sk and all \circ -vertices real. The orientation of dotted edges of Γ' induces the prescribed orientation of Sk_{dir} and an admissible orientation of Sk_{ud} , the \circ -vertices of Γ' residing in the real dotted edges connecting outgoing inner dotted edges and/or \times -vertices. Thus, a first neighbor cycle of Sk would give rise to an *oriented* dotted cycle of Γ' , which contradicts to the definition of dessin, see 3.2. Finally, the inner vertices of Sk are the images of hyperbolic components of Γ , which are necessarily adjacent to inner dotted edges. \square

5.4.4. Proposition. *Any abstract skeleton $\text{Sk} \subset \bar{D}$ is the skeleton of a certain dessin Γ as in Definition 5.4.2; any two such dessins can be connected by a sequence of isotopies and elementary moves, see 3.2.1, preserving the skeleton.*

5.4.5. Proposition. *Let $\Gamma_1, \Gamma_2 \subset D$ be two dessins as in Definition 5.4.2; assume that Γ_1 and Γ_2 have the same pillars. Then, Γ_1 and Γ_2 are related by a restricted equivalence if and only if so are the corresponding skeletons Sk_1 and Sk_2 .*

Propositions 5.4.4 and 5.4.5 are proved in Subsections 5.5 and 5.6. Here, we state the following immediate consequence.

5.4.6. Theorem. *There is a canonical bijection between the set of equivariant fiberwise deformation classes of maximally inflected type I real trigonal curves without anti-hyperbolic components and the set of equivalence classes of abstract skeletons. \square*

5.5. Proof of Proposition 5.4.4. The underlying surface D containing Γ is the orientable blow-up of \bar{D} at the vertices of Sk : each inner (boundary) vertex v is replaced with the circle (respectively, segment) of directions at v . The circles and segments inserted are the pillars of Γ . Each source gives rise to a jump and is decorated accordingly; all other pillars consist of dotted edges (the \circ -vertices are to be inserted later, see 5.5.1) with \times -vertices at the ends. The proper transforms of the edges of Sk are the inner dotted edges of Γ .

5.5.1. The blow-up produces a certain dotted subgraph $\text{Sk}' \subset D$. Choose an admissible orientation of Sk , see Proposition 5.2.2, regard it as an orientation of the inner edges of Sk' , and insert a \circ -vertex at the center of each real dotted segment connecting a pair of outgoing inner edges and/or \times -vertices.

5.5.2. Let $\bar{U} \subset \bar{D}$ be a closed regular neighborhood of Sk_{dir} disjoint from Sk_{ud} , and $U \subset D$ be the preimage of \bar{U} . Shrink U along ∂D so that the boundary ∂U contains the \bullet -vertices and take for the inner solid edges of Γ the connected components of the inner part of ∂U , defining real solid edges and monochrome vertices accordingly. Note that, in view of Condition 5.1.1(4), each connected component of the inner part $\partial U \setminus \partial D$ is an interval rather than a circle, as a circle in ∂U disjoint from ∂D would contract to a first neighbor cycle in Sk_{dir} .

5.5.3. At this point, the closure of the complement $D \setminus U$ should be the union of the type 3 regions of the dessin in question, and the cut $(D \setminus U)_{\text{Sk}'}$ should contain inner bold edges only. Let R be a region of this cut. The \bullet - and \circ -vertices of Γ define germs of bold edges at the boundary ∂R ; due to the parity rule 5.1.1(5), incoming and outgoing bold edges alternate along each component of ∂R . Consider a disk B^2 with a distinguished oriented diameter d and let $\varphi: \partial R \rightarrow \partial B^2$ be an orientation preserving covering taking the incoming/outgoing bold edges to the corresponding points of $d \cap \partial B^2$. In view of 5.1.1(6), the map φ extends to a ramified covering $\bar{\varphi}: R \rightarrow B^2$, which can be assumed regular over d , and it suffices to take for the inner bold edges of Γ the components of the pull-back $\bar{\varphi}^{-1}(d)$. This completes the construction of a dessin extending Sk' .

5.5.4. For the uniqueness, first observe that a decoration of Sk' with \circ -vertices is unique up to isotopy and \circ -ins/ \circ -outs along dotted edges. Indeed, assuming all \circ -vertices real, each such decoration is obtained from a certain admissible orientation, see 5.5.1, which is unique up to a sequence of elementary inversions, see

Proposition 5.2.2, and an elementary inversion results in a \circ -in followed by a \circ -out at the other end of the edge reversed. Thus, the distribution of the \circ -vertices can be assumed ‘standard’.

5.5.5. The union of the solid edges of any dessin Γ extending Sk' is the inner part of the boundary of the shrunk preimage $U \subset D$ of a certain closed neighborhood \bar{U} of Sk_{dir} , cf. 5.5.2. (This neighborhood U is the union of the type 2 regions of Γ , see Theorem 4.3.8.) We assert that, for each Γ , there is a decreasing family of neighborhoods U_t , $t \in [0, 1]$, $U_0 = U$, $U_{t'} \subset U_{t''}$ for $t' > t''$, composed of isotopies and finitely many elementary modifications of the boundary and such that U_1 is a regular neighborhood, see 5.5.2, and, for each regular value $t \in [0, 1]$, replacing the solid edges of Γ with the inner part of ∂U_t results in a valid dessin. Indeed, each component of the cut $U_{\text{Sk}'}$ is a disk with holes and handles, and it can be simplified by the following operations:

- first, ‘replant’ each handle by two monochrome modifications, see Figure 4;
- next, eliminate each hole by a monochrome modification, see Figure 5;
- finally, by a number of monochrome modifications, cut the resulting surface into triangles, see 3.1(8).

It is a routine to check that each monochrome modification used can be chosen to involve a pair of distinct solid edges (due to 3.1(8), unless the component in question already is a triangle, it has at least two solid edges in the boundary) and that, under this assumption, each intermediate trichotomic graph is a valid dessin.

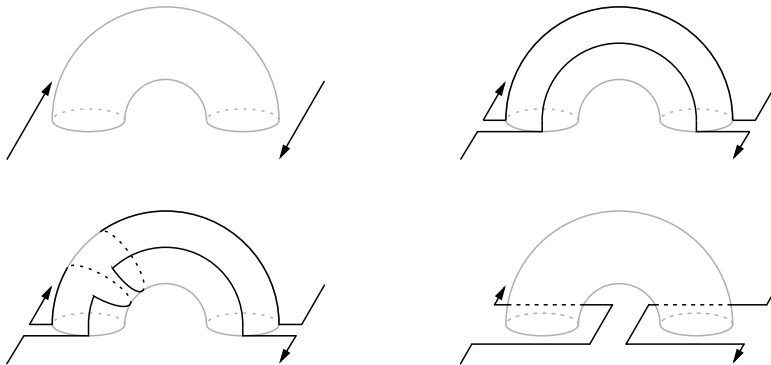


FIGURE 4. ‘Replanting’ a handle



FIGURE 5. Eliminating a hole

5.5.6. Since any two regular neighborhoods of Sk_{dir} are isotopic, it remains to consider two dessins that differ by bold edges only. Any collection of inner bold edges of a valid dessin is obtained by the construction of 5.5.3, from an appropriate ramified covering $\bar{\varphi}: R \rightarrow B^2$ (cf. the passage from a dessin to a j -invariant in [2]). Since the restrictions $\varphi: \partial R \rightarrow \partial B^2$ corresponding to the two dessins are homotopic, the extension is unique up to homotopy in the class of ramified covering, see [4]. Hence, the two dessins are related by a sequence of bold modifications. \square

It is items 5.5.3 and 5.5.6 in the proof why we had to exclude from the consideration the case of the base curve of type II, *i.e.*, nonorientable \bar{D} .

5.6. Proof of Proposition 5.4.5. The ‘only if’ part is obvious: an elementary move of a dessin either leaves its skeleton intact or results in its elementary modification; in the latter case, a pair of edges of the same type is involved, *i.e.*, either both directed (and then the orientation is respected) or both undirected (and then some admissible orientation is respected, see 5.5.1).

For the ‘if’ part, consider the skeleton Sk at the moment of a modification. It can be regarded as the skeleton of a dessin with inner monochrome vertices allowed (see admissible trichotomic graphs in [2]), and, repeating the proof of Proposition 5.4.4, one can see that Sk does indeed extend to a certain dessin. The extension remains a valid dessin Γ before the modification as well. Hence, due to the uniqueness given by Proposition 5.4.4, one can assume that the original dessin is Γ , and then the modification of the skeleton is merely an elementary modification of Γ .

Destroying a bridge of a skeleton is the same as destroying a bridge of the corresponding dessin, and the inverse operation of creating a bridge extends to a dessin equivalent to the original one due to the uniqueness given by Proposition 5.4.4. \square

6. THE CASE OF THE RATIONAL BASE

In this section we prove Theorems 1.1.1 and 1.1.2 and attempt a constructive description of maximally inflected trigonal curves of type I in rational ruled surfaces. Note that, in the settings of Theorems 1.1.1 and 1.1.2, each skeleton Sk is a forest in the disk, and all vertices of Sk are on the boundary.

6.1. Proof of Theorem 1.1.1. The ‘only if’ part is given by Proposition 4.4.3. For the ‘if’ part, consider a regular neighborhood $V \subset B$ of $B_{\mathbb{R}}$. Under the assumptions on the orientation, the germ $C' = \pi_C^{-1}(V)$ is separated by $C_{\mathbb{R}}$, cf. *e.g.* [6, Proof of Theorem 1.3.A]. On the other hand, since the covering $\pi_C: C \rightarrow B$ is unramified over the two disks $B \setminus B_{\mathbb{R}}$, the curve C is obtained from C' by attaching six disks; hence it remains separated. \square

6.2. Proof of Theorem 1.1.2. Consider a trigonal curve C' as in the statement, and let Sk' be the associated skeleton in the disk $\bar{D} \simeq \mathbb{P}^1/c$. Destroying all bridges (see Remark 5.3.1), one can assume that the valency of each vertex of Sk' is at most one, *i.e.*, each undirected component of Sk' is either an isolated vertex (zigzag) or a single edge connecting two vertices (ovals). Ignore the zigzags: their position is uniquely recovered by the parity rule 5.1.1(5). Then, Sk' turns into a collections of disjoint chords in the disk \bar{D} , directed and undirected, connecting points in $\partial\bar{D}$ of three types: sources, sinks, and undirected vertices.

Let Sk'' be the skeleton associated to the other curve C'' with the same modifications as above. Identify the vertices of Sk'' with those of Sk' according to the homeomorphism of the real parts. Let l be a shortest chord of Sk' , *i.e.*, such that

one of the two arcs constituting $\partial\bar{D} \setminus l$ is free of vertices of the skeletons. Performing, if necessary, an elementary modification, one can assume that l is also an edge of Sk'' . Remove the part of the disk cut off by l and proceed by induction, ending up with a pair of empty skeletons, which are obviously equivalent. Thus, Sk'' is equivalent to Sk' , and Propositions 5.4.4 and 5.4.5 imply the theorem. \square

6.2.1. Remark. Theorem 1.1.2 does not extend to not maximally inflected curves, even of type I; an example of two non-equivalent M -curves with isotopic real parts is found in [2]. Nor does the theorem extend to the case of a base of positive genus: the two skeletons shown in Figure 6 (where \bar{D} is a cylinder) are obviously not related by restricted equivalence, as the orientations shown prohibit any elementary modification. One can easily construct pairs of skeletons with isomorphic real parts and not related by any equivalence, restricted or not.



FIGURE 6. Nonequivalent skeletons with the same real part

6.3. Blocks. In this section, we make an attempt of a constructive description of the real parts of maximally inflected type I trigonal curves over the rational base.

6.3.1. Definition. A type I dessin Γ in the disk is called a *block* if Γ is unramified and has no inner dotted edges of type 3.

It follows from Theorem 4.3.8 that all vertices of any block Γ are real, all its ovals are of type 2, and all its zigzags are ‘short’, *i.e.*, each zigzag contains a single \circ -vertex. In particular, the real part of Γ consists of $n = \frac{1}{3} \deg \Gamma$ ovals and n jumps, which are intermitted with $2n$ zigzags; the position of the zigzags is uniquely determined by the parity rule 4.3.8(5). Blocks are easily enumerated by the following statement.

6.3.2. Proposition. *Let $n \geq 1$ be an integer, and let $O, J \subset S^1 = \partial D$ be two disjoint sets of size n each. Then, there is a unique, up to restricted equivalence, block $\Gamma \subset D$ of degree $3n$ with an oval about each point of O , a jump at each point of J , and a zigzag between any two points of $O \cup J$ (and no other pillars).*

Proof. Fix a bijection between J and O and connect each point of J to the corresponding point of O by a directed chord. Whenever two chords intersect, resolve the crossing respecting the orientation. Add to the resulting directed graph an isolated vertex between any two points of $O \cup J$. The result is an abstract dotted skeleton; due to Proposition 5.4.4, it extends to a block. The uniqueness is given by Theorem 1.1.2. \square

Proposition 6.3.2 and Theorem 4.3.8 provide a complete description of the real parts of maximally inflected type I trigonal curves over \mathbb{P}^1 . Realizable are the real parts obtained as follows: start with a disjoint union of a number of blocks, see

Proposition 6.3.2, and perform a sequence of junctions converting the disjoint union of disks to a single disk.

6.3.3. Remark. The description of maximally inflected curves of type I given above, in terms of junctions, is similar to that of M -curves, see [2]. However, unlike the case of M -curves, in general a decomposition of an unramified dessin of type I into a junction of blocks is far from unique.

6.3.4. Remark. Combining blocks, one can also obtain a great deal of maximally inflected type I trigonal curves over irrational bases. However, in the case of the base of positive genus, this construction is no longer universal: there are unramified dessins of type I that cannot be cut into disks, see, *e.g.*, the skeletons in Figure 6.

APPENDIX A

In the main part of the paper, we consider nonsingular trigonal curves up to **fiberwise** deformation equivalence, *i.e.*, we do not allow a pair of simplest (type $\tilde{\mathbf{A}}_0^*$) singular fibers to merge into a vertical flex. This notion, natural in the framework of trigonal curves, is not quite usual in general theory of nonsingular algebraic curves in surfaces, where a less restrictive relation, the so called rigid isotopy, is used. We reinterpret this notion in terms of dessins and prove that any non-hyperbolic nonsingular real trigonal curve of type \mathbf{I}_B is rigidly isotopic to a maximally inflected one, see Theorem A.2.5.

A.1. Rigid isotopies and weak equivalence. Keeping the conventional terminology, we define *rigid isotopy* of nonsingular real trigonal curves as the equivalence relation generated by real isomorphisms and equivariant deformations in the class of nonsingular (not necessarily almost-generic) trigonal curves. Note that, in spite of the name ‘isotopy’, the underlying surface Σ and the base B are still not assumed fixed: the complex structure is also subject to deformation. Without this convention, Proposition A.1.2 below would not hold.

Intuitively, the new notion differs from the deformation equivalence by an extra pair of mutually inverse operations: straightening/creating a zigzag, the former consisting in bringing the two vertical tangents bounding a zigzag together to a single vertical flex and pulling them apart to the imaginary domain. On the level of dessins, these operations are shown in Figure 7.

A.1.1. Definition. Two dessins are called *weakly equivalent* if they are related by a sequence of isotopies, elementary moves (see 3.2.1), and the operations of *straightening/creating a zigzag* consisting in replacing one of the fragments shown in Figure 7 with the other one.



FIGURE 7. Straightening/creating a zigzag

The following statement is easily deduced from [2], *cf.* Proposition 3.2.3.

A.1.2. Proposition. *Two generic real trigonal curves are rigidly isotopic if and only if their dessins are weakly equivalent. \square*

A.2. Creating zigzags. Let Γ be a dessin. A *lump* is a real component of Γ formed by two edges and two monochrome vertices of the same kind. Recall, see [2], that Γ is called *bridge free* if any bridge of Γ belongs to a lump. (The two bridges forming a lump cannot be destroyed as this operation would produce an oriented monochrome cycle.) A *long edge* in a bridge free dessin is a sequence of inner edges interconnected by lumps of the same kind.

A dessin is called *peripheral* if it has no inner vertices other than \times -vertices.

In Statements A.2.1–A.2.3 below, Γ is a peripheral bridge free dessin of type I. In particular, Γ is not hyperbolic.

A.2.1. Lemma. *Let v be a real \circ -vertex of Γ with the inner bold edge of type $\bar{3}$. Then v has a monochrome neighbor (in the boundary of the adjacent region R of type 1), followed by another real \circ -vertex u distinct from v .*

Proof. The only alternative is that the neighbor of v in ∂R is a real \times -vertex. However, such a vertex cannot be of type 1, see Lemma 4.2.2. Since Γ is bridge free, a monochrome vertex must be followed by another \circ -vertex, switching the type of the real dotted edges to 2. Comparing these types shows that $u \neq v$. \square

A.2.2. Corollary. *Let v be a bold monochrome vertex of Γ with the inner edge of type $\bar{3}$. Then, up to equivalence of dessins, one can assume that the real neighbors of v are \circ -vertices.*

Proof. Assume that the real neighbors of v are \bullet -vertices and consider the long inner edge e starting at v . If the other real end of e is monochrome, its real neighbors are two \circ -vertices. If the other end is a \circ -vertex, then, due to Lemma A.2.1, it has a monochrome neighbor followed by another \circ -vertex. In both cases, a \circ -in followed by a \circ -out produces a desired dessin. \square

A.2.3. Lemma. *Let v be an inner \times -vertex of Γ . Then Γ is equivalent to a dessin in which v is included in a fragment as in Figure 7, right, possibly with the dotted and/or bold inner edges long. The new dessin has at most one bridge.*

Proof. Due to Lemma 4.2.1, the vertex v is necessarily of type 1 and, in view of Lemma 4.1.1, it must be connected by a solid edge (also of type 1) to a certain real \bullet -vertex u . Using Corollary A.2.2, one can assume that the real neighbor connected to u by a real bold edge is a \circ -vertex. Then, performing, if necessary, a dotted modification followed by a bold modification or creating a bold bridge, one obtains a desired fragment as in Figure 7, right. \square

A.2.4. Proposition. *Any non-hyperbolic dessin of type I is weakly equivalent to an unramified one.*

Proof. Within a given weak equivalence class, consider a dessin Γ with the minimal possible number of inner \times -vertices. According to [2], one can assume Γ peripheral and bridge free.

Assume that Γ has an inner \times -vertex and show that it can be taken out by creating a zigzag. Due to Lemma A.2.3, Γ can be replaced with a dessin containing a fragment as in Figure 7, right, possibly with a number of lumps and edges long, and, in order to create a zigzag, it remains to prove that the lumps can be removed.

Let u, v, w , and m be the \bullet -, \times -, \circ -, and monochrome vertices, respectively.

If Γ has bold lump (in the long edge $[u, m]$), proceed as follows.

- If m is part of a bridge, destroy the bridge and recreate it back between u and the first lump. Otherwise, the next real neighbor w' of m is necessarily a \circ -vertex, and we examine the next real neighbor w'' of w' .
- If w'' is monochrome, then a \circ -vertex follows, and one can apply a \circ -in and destroy the bridge obtained and recreate it back as above.
- If w'' is a \bullet -vertex (necessarily $w'' \neq u$ as they are of different types), apply a \circ -in and a \bullet -in, slide the resulting inner \circ - and \bullet -vertices through all but the last lumps, and perform a \bullet -out and a \circ -out *to the last lump*; the resulting dessin has a desired fragment free of bold lumps. (Note that the new fragment is attached to another real component of the dessin.)

If Γ has dotted lumps (in the long edge $[v, w]$), proceed as follows.

- If m is not part of a bridge (*i.e.*, is followed by a \circ -vertex), then apply a \circ -in, slide the inner \circ -vertex through the lumps, and apply a \circ -out.
- Otherwise, remove the bridge and consider the long bold edge $[u, n]$ in the ‘original’ bridge free dessin. By a \circ -in, place an inner \circ -vertex w' to this edge. (If n is a \circ -vertex, Lemma A.2.1 is to be used.) After a dotted monochrome modification, slide w' through all dotted lumps and, using the inverse modification and a \circ -out followed by creating a bridge, recreate Γ back, now without dotted lumps.

Due to Lemma 4.1.1, the dessin Γ cannot have solid lumps. Hence, one can create a zigzag, reducing the number of inner \times -vertices of Γ . \square

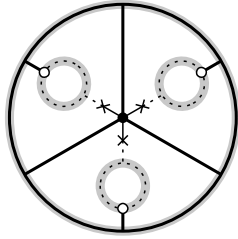


FIGURE 8. Essentially inner \times -vertices

A.2.5. Theorem. *Any non-hyperbolic nonsingular real trigonal curve of type I_B is rigidly isotopic to a maximally inflected one.*

Proof. By a small equisingular perturbation one can make the curve generic; then the statement follows from Propositions A.2.4 and A.1.2. \square

A.3. Further remarks. In the disk, any non-hyperbolic dessin (including those of type II) is also weakly equivalent to an unramified one. This fact follows, *e.g.*, from Propositions 5.5.3 and 5.6.4 in [2], see also [7]. Hence, any non-hyperbolic nonsingular real trigonal curve over the rational base is rigidly isotopic to a maximally inflected one. In this statement, rigid isotopy can be understood in the conventional sense, as an isotopy in the class of nonsingular real algebraic curves in a fixed real ruled surface $\Sigma \rightarrow \mathbb{P}^1$.

The above statement does not extend directly to curves over arbitrary bases.

A.3.1. Example. Consider the dessin Γ shown in Figure 8. It is of type II, and one can easily see that Γ is not weakly equivalent to an unramified dessin. Moreover, Γ is not equivalent to any dessin containing a fragment as in Figure 7, right, even with lumps. Indeed, any such fragment would contain a \circ -vertex, but all such vertices are in odd hyperbolic components of Γ , one at each component, and thus cannot be moved.

A.3.2. Remark. At present, we do not know whether two non-equivalent maximally inflected trigonal curves of type I_B can be rigidly isotopic. Note that this cannot happen if the curves are M -curves, see [2].

REFERENCES

1. F. Bihan, F. Mangolte, *Topological types of real regular elliptic surfaces*, *Geometriae Dedicata* **127** (2007), 57–73.
2. A. Degtyarev, I. Itenberg, V. Kharlamov, *On deformation types of real elliptic surfaces*, *Amer. J. Math.* **130** (2008), no. 6, 1561–1627.
3. T. Fiedler, *Pencils of lines and the topology of real algebraic curves*, *Math. USSR-Izv.* **21** (1983), no. 1, 161–170.
4. S. Natanzon, *Topology of 2-dimensional covering and meromorphic functions on real and complex algebraic curves*, *Selecta Math.* **12** (1993), no. 1, 251–291.
5. S. Orevkov, *Riemann existence theorem and construction of real algebraic curves*, *Annales de la Faculté des Sciences de Toulouse. Mathématiques*, (6) **12** (2003), no. 4, 517–531.
6. O. Ya. Viro, *Real plane curves of degrees 7 and 8: new prohibitions*, *Izv. Akad. Nauk SSSR Ser. Mat.* **47** (1983), no. 5, 1135–1150.
7. V. Zvonilov, *Rigid isotopies of threenomial curves with the maximal number of ovals*, *Vestnik Syktyvkarского Universiteta Ser. 1 Mat. Mekh. Inform.* (2006), no. 6, 45–66.

BILKENT UNIVERSITY
 DEPARTMENT OF MATHEMATICS
 06800 ANKARA, TURKEY
E-mail address: `degt@fen.bilkent.edu.tr`

UNIVERSITÉ DE STRASBOURG, IRMA AND INSTITUT UNIVERSITAIRE DE FRANCE
 7 RUE RENÉ DESCARTES
 67084 STRASBOURG CEDEX, FRANCE
E-mail address: `ilia.itenberg@math.unistra.fr`

SYKTYVKAR STATE UNIVERSITY
 DEPARTMENT OF MATHEMATICS
 167001 SYKTYVKAR, RUSSIA
E-mail address: `zvonilov@syktsu.ru`