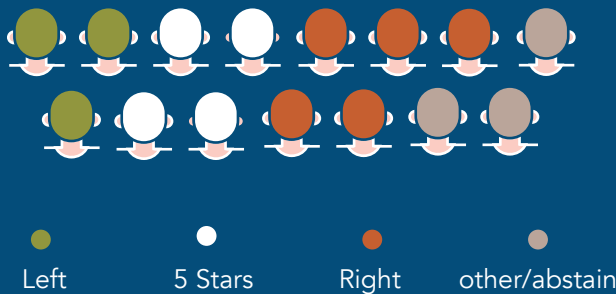


# Support for citizenship to immigrants' children among Italians across party lines

## A. Sample population

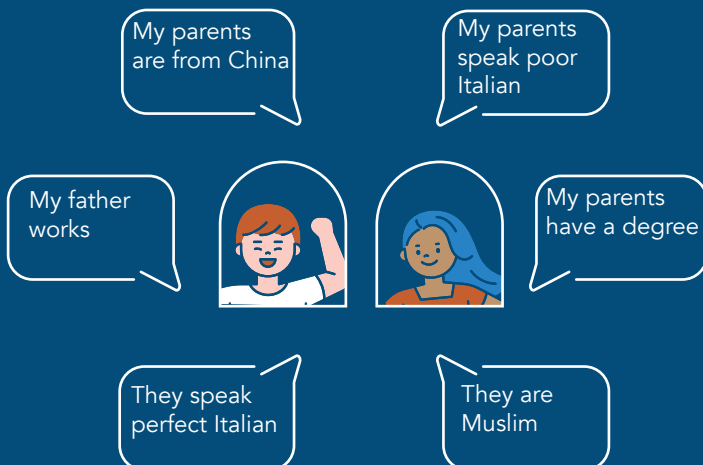
We selected 1,463 Italian citizens who represent the Italian population by age, education, region of residence and 2018 voting.



## B. What we asked

We showed each respondent ten profiles of children with immigrant parents without Italian citizenship. All profiles differed from each other on several parental characteristics. Respondents had to indicate if they were in favour or against citizenship for each child.

### Who would you give citizenship to?



## C. Findings

When were respondents most likely to grant citizenship to immigrants' children?



Highest support

**75%**

- › Parents both work
- › Resided in Italy for 20 years
- › Have a residence permit

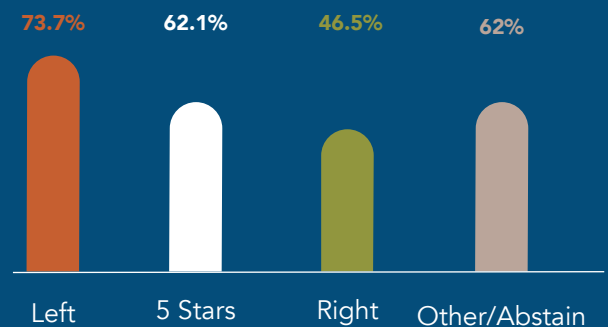


Lowest support

**39%**

- › Parents do not work
- › Resided in Italy for three years
- › Have no residence permit

Average level of support for birthright citizenship across voters



Average level of support for birthright citizenship across voters for children whose parents have lived in Italy for five years and have a residence permit

