

Assessing legumes indigenous to South Africa, Lesotho and Swaziland for their pasture potential

Marike Trytsman^{1,2*}, Elizabeth L Masemola¹, Francuois L Müller^{1,3}, Frikkie J Calitz⁴ and Abraham E van Wyk^{2,5}

¹ Agricultural Research Council–Animal Production, Roodeplaat, South Africa

² Department of Plant and Soil Sciences, University of Pretoria, Pretoria, South Africa

³ Department of Biodiversity and Conservation Biology, University of the Western Cape, Bellville, South Africa

⁴ Agricultural Research Council–Central Office (Biometry Services), Pretoria, South Africa

⁵ Biosystematics Research and Biodiversity Collections Division, South African National Biodiversity Institute, Pretoria, South Africa

* Corresponding author, email: mtrytsman@arc.agric.za

Abstract

In contrast to the exploration and use of southern African grass plant genetic resources over the past century, only a few indigenous legume species are currently used as forages, notwithstanding the vast untapped legume diversity available in southern Africa. The aim of this study was to assess legumes, indigenous to South Africa, Lesotho and Swaziland and propose a list of species with pasture potential for further evaluation. Towards this end, legume species documented as being cultivated, grazed or browsed as well as plant collection data from the National Herbarium, South Africa, were used. The majority of cultivated, grazed or browsed species were recorded in the Central Bushveld, Lowveld and Mopane Bioregions, the Drakensberg Foothill and Coastal Region, Savanna Group and Northern Mistbelt leguminosae and is largely enclosed by the Wolkberg Centre of Plant Endemism. The Phaseoleae tribe was found to contain the highest percentage of cultivated legume species. Legume species adapted to low soil phosphorus levels were identified, with 22 of these species previously noted for their pasture potential. It is suggested that the results of this study be used in the continued search for alternative indigenous legumes species for eventual integration into local and international pasture systems.

Keywords: Fabaceae, fodder crops, Leguminosae, phosphorus, plant genetic resources

Introduction

The protection of African plant diversity is important since the continent is noted to be vulnerable to climate change (McClellan et al. 2005; Davis-Reddy and Vincent 2017), whereas southern Africa has been identified as being highly vulnerable (Gonzalez et al. 2010). It is predicted that the geographical ranges of African plant species will decrease in size and/or shift to locations at higher altitude, such as the Drakensberg, with concomitant large geographical changes in species composition (McClellan et al. 2005). The impacts of climate change on the potential production of forage crops in southern Africa is therefore particularly important when selecting new forage species for screening and breeding programmes.

Even though many southern African grass species have been evaluated, improved and made commercially available, only a few indigenous legume species are presently used as pasture crops (Strickland et al. 1999; Whitbread and Pengelly 2004; Makoi 2009; Whitbread et al. 2011; Howieson 2014; Smýkal et al. 2015; Bell et al. 2016). The need for developing legumes adapted to arid and semi-arid environments are imperative (Graham and Vance 2003; Sprent and Gehlot 2011; Sennhenn et al. 2017), especially if the predictions of climate change in southern Africa are taken into consideration (Davis 2011; Davis-Reddy and Vincent 2017). Hitherto only a few southern African legumes species have gone

through a forage selection and/or evaluation process. These include: *Alysicarpus rugosus*, *Lablab purpureus*, *Listia bainesii*, *Macrotyloma axillare*, *Mucuna pruriens*, *Neonotonia wightii*, *Rhynchosia minima*, *Stylosanthes fruticosa*, *Vigna unguiculata* and *Vigna vexillata* (Smith 1977; Kategile 1985; Clatworthy and Madakadze 1988; Lusembo et al. 1995; Nyoka et al. 2004; Rootman et al. 2004; Real and Altier 2005; Mapiye et al. 2006; Morris 2008; Maass et al. 2010). More recently, interest in southern African legumes focused on *Cullen tomentosum*, *Lebeckia ambigua* and *Lessertia* spp. (Gerding et al. 2013; Howieson et al. 2013; Kahlongo 2016).

Global initiatives to collect, evaluate and develop pasture cultivars have largely been abandoned or significantly reduced due to a lack of funding. In a recent study that analysed the access to plant genetic resources (PGR) in Africa, it was concluded that the limitation in documentation of indigenous knowledge and the lack of complete inventories of PGR are constraints that limit the access and benefit-sharing of PGR (Elliott 2008). Even though South Africa was not included in this study, actions are also needed to develop and implement access to PGR and benefit-sharing in South Africa. These include programmes that maintain *in situ* conservation and *ex situ* facilities. There is, however, a general lack of interest in evaluating and developing indigenous southern African legume species,

in Africa itself. This can be attributed, among others, to the fact that large numbers of species in prominent genera are not commonly recognised as livestock feed. These are, for example, *Aspalathus* (± 335 spp.), *Crotalaria* (± 55 spp.), *Indigofera* (± 196 spp.) and *Tephrosia* (± 62 spp.) (Trytsman 2013), bearing in mind that this estimate was based on the South African National Biodiversity Institute's (<http://posa.sanbi.org>) data of 2008 and that species numbers fluctuate over time. Most legume species are also most likely to have a low preference by grazing animals and/or production and could contain secondary plant metabolites, generally known to be anti-nutritional factors. Known anti-nutritional factors within southern African legume species include cyanogenic glucosides, alkaloids and saponins (Van Wyk 1989; Wink 2013). Even though anti-nutritional compounds are found in many legume species, these substances do not necessarily exclude them from being valuable fodder species. This is evident from well-known and valuable fodder species, such as *Lablab purpureus* and *Mucuna pruriens* with the former containing trypsin inhibitors, tannins and phytic acid (Kumar et al. 2016) and the latter containing phenolics, tannins and L-DOPA (Pugalenathi et al. 2005).

One of the major reasons leading to the indifference to explore local genetic resources in South Africa is the easily available improved pasture legumes from especially Australia and southern America. Alien legume germplasm were brought into South Africa since the late 1970s, with the first pasture legume-breeding programme (temperate species) in South Africa commencing in 1976 at Cedara near Pietermaritzburg, KwaZulu-Natal. Later, Kruger (1999) discussed in depth the acquisition of primarily alien tropical and subtropical legume genetic resources with the aim of alleviating problems associated with agricultural land-use practices in South Africa. This programme focused on screening, characterisation, description, evaluation, selection and breeding of potential and/or promising introduced pasture legumes, such as *Desmanthus virgatus*, *Leucaena leucocephala* and *Stylosanthes guianensis*.

Given that many legumes acquire nitrogen through symbiotic nitrogen fixation, phosphorus (P) is the most limiting element for growth in nitrogen-fixing legume plants (Vance 2001; Divito and Sadras 2014; Sulieman and Tran 2015). The use of phosphate fertiliser in legume pastures is thus relatively high to maintain productivity (Miles and Manson 2000), especially where legumes are cut for hay and silage, and therefore species adapted to low soil P are economically invaluable. Soil in tropical and subtropical regions is especially P-deficient (e.g. the savanna regions), and the use of legume cover crops to reclaim acid soils low in P and nitrogen is recommended by many researchers (Oberson et al. 2006; Sheoran et al. 2010; de la Peña and Pueyo 2012). Some studies on southern African pasture legume species have been conducted to test their phosphate use efficiency. For example, *Listia bainesii* was shown to produce more biomass under low P levels than lucerne in a glasshouse experiment (Pang et al. 2010) and with *Vigna unguiculata*, planted at high plant densities and intercropped with sorghum, the acid and alkaline phosphatase activities in the soil were significantly increased, especially with the farmer-selected cultivar 'Sanzie' (Makoi et al. 2010). Other indigenous legumes with

pasture value could thus also show promising results under low soil P levels.

Earlier, Trytsman et al. (2016) confirmed that indigenous legumes can successfully be integrated in pasture systems and that the available legume genetic resources should be further exploited. Therefore, the principal aim of the present study was to use available descriptive data to assess legumes indigenous to South Africa, Lesotho and Swaziland and propose a list of species for further evaluation in terms of their pasture potential. For convenience, the intraspecific taxa (23% of the total number of species) are counted and referred to as 'species' in this contribution.

Materials and methods

Legume species recorded by Glen (2002) as being cultivated (have not necessarily been through a breeding and selection process) and grazed/browsed (Trytsman 2013) were used as the data set for the present study. Distribution records provided in 2008 by the South African National Herbarium (PRE) Computerised Information System (PRECIS 2008) were used to generate a map for the number of cultivated and grazed/browsed legume species contained in each quarter-degree grid cells (QDGCs) within the borders of South Africa, Lesotho and Swaziland. According to Victor et al. (2016), new accessions recorded since 2008 have been minimal compared with prior to this date and therefore it is assumed that more recent collections will not significantly change the findings of this study. The bioregions map of Rutherford et al. (2006) and ArcView GIS 3.2 (ESRI Inc., Redlands, CA, USA, 2002) were used to create the layers for the maps that are presented.

The distribution of cultivated and grazed/browsed legume species within their latitudinal and longitudinal lines was analysed by Table Curve 2D 5.01 (Systat Software, Inc., San Jose, CA, USA) to fit the most appropriate function. All curves were polynomials that fitted a wide range of curvatures and used when the functional relationship was complicated but repeatable and is described as:

$$y = a + bx^{0.5} + cx + dx^{1.5} + ex^2 + fx^{2.5} + gx^3$$

Legume species present near the maximum turning point for both the latitudinal and longitudinal lines were included in further evaluations and scored for their potential pasture value. To score species present in the selected latitudes and longitude lines and divide them into a lower, medium or higher potential pasture value, known attributes were selected from data available in the publications that follow. Germishuizen and Meyer (2003) was used to describe each species in terms of its life cycle (annual or perennial) and height. Steyn (1934), Watt and Breyer-Brandwijk (1962), Shearing and Van Heerden (1997) and Kellerman et al. (2005) were mainly consulted to establish if a legume species contains anti-quality and/or poisonous substances. A summary of indigenous legume species' distribution pattern, growth form, life cycle, height and anti-quality attributes is available in Trytsman (2013).

The attributes and scores used to assess species for their potential pasture value were assigned according

Table 1: Attributes assigned to legumes indigenous to South Africa, Lesotho and Swaziland in order to score each legume species for its potential pasture value. Bioregions are defined by Rutherford et al. (2006)

Attributes	Scores
Anti-quality	1 = Contains anti-qualities or poisonous substances (e.g. cyanogenic glycosides) 2 = Contains minor anti-qualities (e.g. condensed tannins, alkaloids) 3 = Contains no known anti-qualities or is present in the root system
Cultivated, grazed/browsed	1 = Not recorded as being cultivated, grazed/browsed 2 = Recorded as cultivated, grazed/browsed
Distribution	1 = Narrow distribution, i.e. present in one bioregion 2 = Intermediate distribution, i.e. present in two or three bioregions 3 = Wide distribution, i.e. present in more than three bioregions
Duration	1 = Annual 2 = Short-lived perennial, occasional perennial or perennial
Plant height	1 = Mean height > 2 m and any shrub or tree described as climbers 2 = Mean height \pm 1.5 m 3 = Mean height 0.5–1.5 m or herbs taller than 1m 4 = Mean height < 0.5 m including creepers and climbers
Soil phosphorus	1 = Adapted to soil phosphorus > 10 mg kg ⁻¹ 2 = Adapted to soil phosphorus \leq 10 mg kg ⁻¹
Total score	Minimum = 6; Maximum = 16

to criteria defined in Table 1. In terms of potential pasture production, the rationale for including species distribution was to give a higher value to species with a wider distribution (and presumed adaptability) above those with a limited distribution range. Given that annual pasture species have to be established yearly and perennial pasture species are more productive than annuals due to a higher regrowth potential, perennials were assigned higher scores. Legume species containing no known anti-qualities with a plant height of <0.5 m (to include bulk grazers) were also assigned higher scores. The minimum score a given species could obtain was six and the maximum 16. Agglomerative hierarchical clustering using PC-ORD 5.31 (MjM Software, Gleneden Beach, OR, USA) was applied to the data (583 species and total scores) to determine clusters of low, medium and high pasture values.

To identify legume species adapted to low soil P levels (≤ 10 mg kg⁻¹), a map supplied by the Agricultural Research Council–Soil, Climate and Water (ARC-SCW 2009) was used. Furthermore, the 69 legume species recorded in QDGCs with soil P ≤ 10 mg kg⁻¹ (covering 49% of the total number of QDGCs) were selected and used in a discriminant analysis (DA) to investigate which predictor (driver) contributed most to separate groups. Jombart et al. (2010) stated that DA maximises the separation between groups and minimises the variation within groups. The distribution records (4 898 PRECIS records) and range of tolerance to rainfall, mean annual minimum and maximum temperature, and soil pH were extracted from Trytsman (2013). The discriminant analysis program of XLSTAT 2012.4.03 (Addinsoft, New York, USA) was used.

The following shortcomings of the data used and/or lack thereof were identified and are worth mentioning because they could affect the order of species proposed for future evaluation:

- distribution patterns are based on plant collection (herbaria) databases that have geographical bias (e.g. along main roads or in a nature reserve), taxonomic bias (species that are easy to collect or more conspicuous)

and temporal bias (collected in one season) (Robertson and Barker 2006);

- incorrect geo-referencing (Soberón and Peterson 2004);
- incorrect identification of specimens;
- outdated taxonomy;
- insufficient data on plant height (creeping or climbing herbs are often described as longer than 5 m);
- unknown production data for most legume species;
- unknown anti-quality/poisonous traits of many species;
- availability of physical traits data (e.g. hairiness and thorns).

Results and discussion

Occurrence of cultivated legume species

The numbers of cultivated legume species recorded in each QDGCs were divided into three classes as shown in Figure 1. The classes were divided as follow: ≤ 20 species per QDGC (low); 21–40 species per QDGC (medium) and 41–66 species per QDGC (high). Interesting to note is when Figure 1 is compared with a collection intensity map published by Trytsman et al. (2011) it is clear that, although similar patterns of low to high species numbers are observed, there are QDGCs with low collection intensities but with high number of cultivated species. This, for example, is true for the Mopane and Lowveld Bioregions. There are also QDGCs with high legume collection intensities but with low numbers of cultivated species, for example in the Fynbos Biome. This suggests that the intensity of collection data (PRECIS 2008) does not fully reflect the patterns of occurrence of cultivated legume species.

The medium to high number of cultivated species per QDGCs occurs mainly in the Central Bushveld, Lowveld and Mopane Bioregions (inclusive to the Savanna Biome) as well as the Mesic Highveld Grassland Bioregion (part of the Grassland Biome). In terms of leguminosities (Table 2; data from Trytsman et al. 2016), cultivated species occurs mainly in the Drakensberg Foothill and Coastal Region,

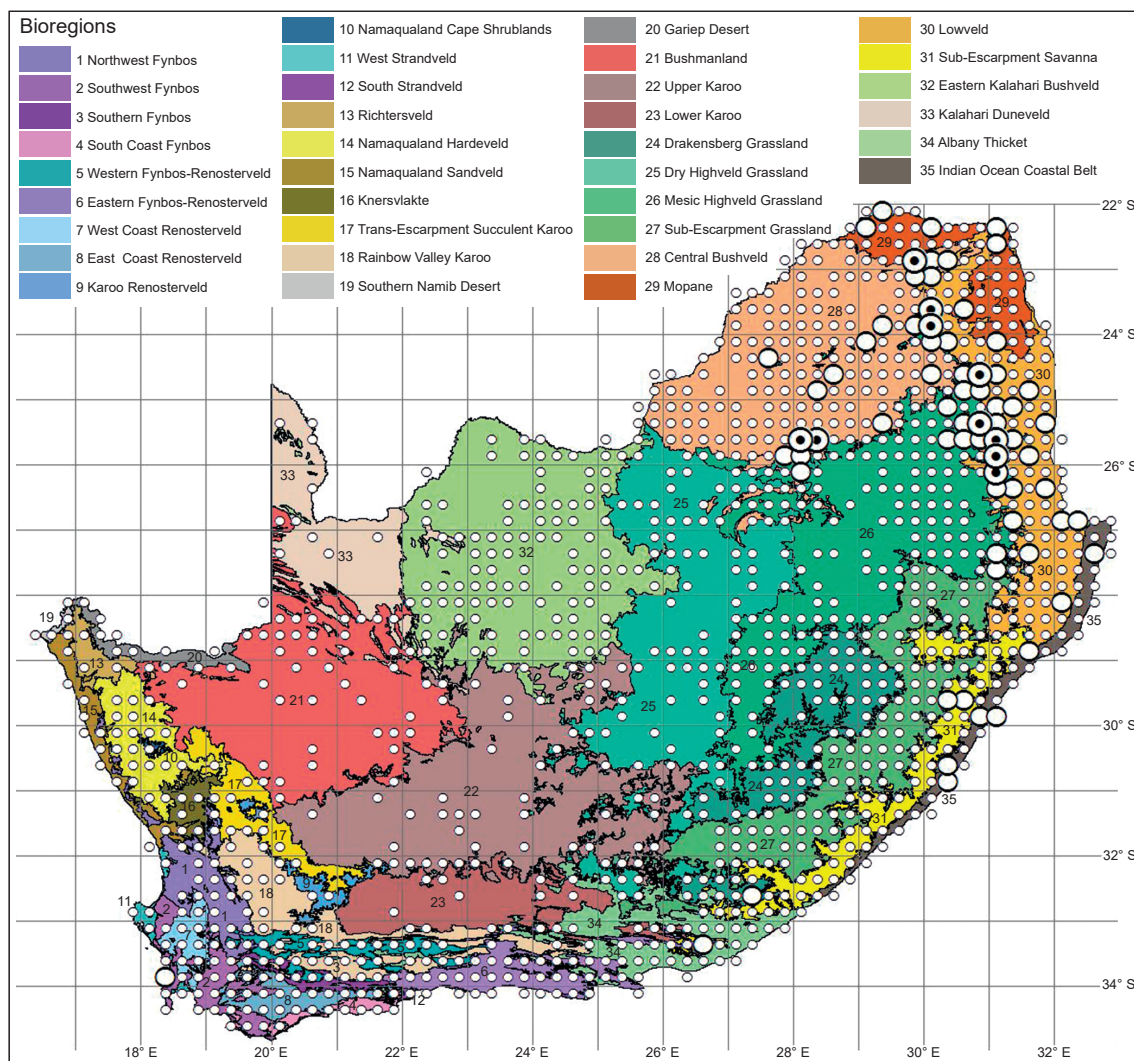


Figure 1: Number of indigenous legume species recorded as cultivated species mapped on the bioregions map of South Africa, Lesotho and Swaziland (Rutherford et al. 2006). Small white dots: ≤ 20 species; larger white dots: 21–40 species; white-black dots: 41–66 species

the Savanna Group (Central Bushveld and Subtropical Lowveld and Mopane Regions) and the Northern Mistbelt. The predominant climate and soil properties as well as agrohydrology (Schulze 2007) of each leguminochorion is discussed in Trytsman et al. (2016).

To select QDGCs in which high numbers of cultivated species occur, species numbers in both latitudes and longitudes were plotted separately where the polynomial curves are respectively shown in Figure 2 and Figure 3. The latitudes and longitudes enclosed by the ellipsoids were used to generate a list of legume species present as recorded by PRECIS. Thus, all the legume species present in the latitudinal lines that lie between 23.875° S and 26.125° S (Figure 2) and the longitudinal lines between 30.125° E and 31.375° E (Figure 3) were selected for further evaluation. It is worth noting that the model explains more of the variability of the response data around its mean for the longitudinal than for the latitudinal lines ($r^2 = 0.83$ vs $r^2 = 59$). This is probably due to a larger data set included for the longitudinal than for the latitudinal analysis.

Occurrence of grazed/browsed legume species

The results for the grazed/browsed legume species recorded in QDGCs are shown in Figure 4. The three classes of low, medium and high number of species per QDGCs are ≤ 10 species (low), 11–20 species (medium) and 21–27 species (high). Similarly to cultivated legume species, there are QDGCs with low collection intensities (Trytsman et al. 2011) but with high numbers of browsed species, e.g. the Mopane and Lowveld Bioregions (Figure 4). The highest number of grazed/browsed species has a distribution pattern similar to that of cultivated species in that they also occur mainly in the Central Bushveld and Lowveld Bioregions. In terms of leguminochoria (Table 2), grazed/browsed species occur mainly in the Savanna Group.

The number of grazed/browsed species in both latitudes and longitudes were plotted and the polynomial curves presented in Figure 5 and Figure 6, respectively. Figure 5 shows that the latitudinal lines between 24.625° S and 25.875° S and also 28.625° S and 28.875° S contain a high number of grazed/browsed species. Figure 6 shows

Table 2: Summary of the classification of leguminoschoria of southern Africa (from Trytsman et al. 2016, which should be consulted for detailed descriptions and maps depicting the location of these floristic areas). Key bioregions from Rutherford et al. (2006) with additional descriptions accessed from published literature

Cluster	Leguminoschorion	Key bioregions ¹	Additional description ²
A	Sourveld and Mixed Veld Group (medium- to high-rainfall areas)		
A1	Southern Afromontane	MHG, SEG, SES	Forest biome (Lo); Moist subtropical (Kr)
A2	Albany Centre	AT, DG, SEG	Albany Centre (Va); Forest biome (Lo); Dry subtropical (Kr)
A3	Northern Highveld Region	CBV, DHG, MHG	Rocky Highveld Grassland (Lo); Moist subtropical (Kr); Bankenveld and North-eastern Sandy Highveld (Ac)
A4	Drakensberg Alpine Centre	DG, MHG, SEG	Drakensberg Alpine Centre (Va); Forest biome (Lo); Alpine (Kr); <i>Themeda–Festuca</i> Alpine Veld (Ac)
A5	Drakensberg Foothill and Coastal Region	IOCB, LV, SES	Maputaland-Pondoland Region (Va); Coastal Bushveld-Grassland (Lo); Moist and humid subtropical (Kr)
B	Seasonal Rainfall Group (all-year, winter and summer rainfall)		
B1	Arid Western Region	NHV, BML	Gariep Centre (Va); Warm desert (Kr); Namaqualand Broken Veld, Succulent Karoo and Strandveld (Ac)
B2	Lower-rainfall Cape Floristic Region	AT, EFR	Maritime (Kr); Coastal Fynbos and Coastal Renosterveld (Ac); Karoo Mountain, Langebaan, Agulhas Plain and Southeastern Centres (Go)
B3	Central Arid Region	EKB, NK	Nama-Karoo and Western Savanna biomes (Ru); Cold and warm desert, Dry subtropical (Kr)
B4	Generalist Group	All regions except Fynbos, Northern Mistbelt Afromontane, IOCB	Non-specific, Non-Cape group
B5	Summer Rainfall Region	MHG, CBV	
B6	Northern and Northeastern Savanna Region	CBV, LV	Mopane Bushveld, Mixed Lowveld Bushveld, Mixed Bushveld (Lo)
B7	Kalahari Bushveld Region	EKB	Griqualand West Centre (Va); Kimberley Thorn Bushveld and Kalahari Plateau Bushveld (Lo); Kalahari Thornveld (Ac)
C	Higher-rainfall Cape Floristic Region	EFR, SWF	Mediterranean (Kr); False Sclerophyllous Bush types and Coastal Renosterveld (Ac); mainly Southwestern and Northwestern Centres (Go)
D	Savanna Group		
D1	Central Bushveld Region	CBV	Moist subtropical (Kr); Springbok Flats Turf Thornveld and Sour Bushveld (Ac)
D2	Subtropical Lowveld and Mopane Region	LV, M	Mopane Bushveld and Mixed Lowveld Bushveld (Lo); Dry and moist tropical (Kr)
E	Northern Mistbelt	Transitional MHG, LV, CBV	Afromontane Forest (Lo); Inland Moist tropical and moist subtropical (Kr); Tropical Forest Type (Ac)

¹ AT: Albany Thicket; BML: Bushmanland; CBV: Central Bushveld; DG: Drakensberg Grassland; DHG: Dry Highveld Grassland; EFR: Eastern Fynbos-Renosterveld; EKB: Eastern Kalahari Bushveld; IOCB: Indian Ocean Coastal Belt; LV: Lowveld; M: Mopane; MHG: Mesic Highveld Grassland; NHV: Namaqualand Hardeveld; NK: Nama-Karoo; SEG: Sub-Escarpment Grassland; SES: Sub-Escarpment Savanna; SWF: Southwest Fynbos

² Ac: Acocks (1988); Lo: Low and Rebelo (1996); Kr: Kruger (1999), Va: Van Wyk and Smith (2001); Go: Goldblatt and Manning (2002); Ru: Rutherford et al. (2006)

the longitudinal lines between 27.875° E and 31.875° E to be included in the selection of grazed/browsed species. When comparing the r^2 coefficients for the longitudinal and latitudinal lines, the former shows less variability of the response data around its mean ($r^2 = 81$ compared with $r^2 = 71$), similar to cultivated species and probably for the same reason mentioned.

Proposed list of legume species with potential pasture value

The highest number of legume species known to be either cultivated, grazed or browsed occurred in the one degree grid square between the 25° S and 26° S latitudinal lines (Figures 2 and 5) totalling ±100 to 420 species. In terms of longitudes (Figures 3 and 6), higher numbers of cultivated, grazed or browsed species occur in the 30° E and 31° E longitudinal lines, i.e. ±100 to 560 species. In terms of

bioregions, the 2530 grid falls largely within the Mesic Highveld Grassland Bioregion of Rutherford et al. (2006). This area also forms part of the Wolkberg Centre of Plant Endemism (Van Wyk and Smith 2001) and is associated with high elevations and high rainfall of the Great Escarpment. Commercial afforestation has already destroyed much of the high-rainfall grasslands in this particular part of the Wolkberg Centre (Van Wyk and Smith 2001).

The 583 legume species recorded in the selected QDGCs of cultivated and grazed/browsed species were scored for their pasture potential value according to the criteria outlined in Table 1. The percentage species scoring between nine and 16 are shown in Figure 7. Based on the AHC results, three distinct groups formed and are labelled as species with lower, medium and higher pasture value. The 112 species that scored 9–11 (19%) are labelled as species with lower pasture value, the 405 species that scored 12–14

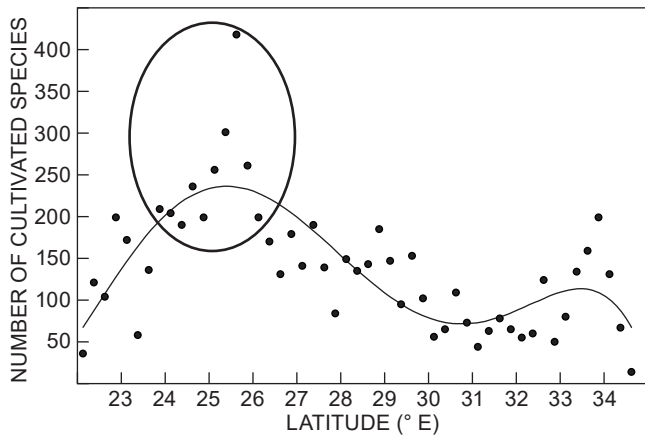


Figure 2: Number of cultivated legume species recorded in the latitudinal lines of southern Africa and fitted with a polynomial curve ($y = -0.0035x^6 + 0.5584x^5 - 37.215x^4 + 1317.4x^3 - 26167x^2 + 276961x - 1E+06$; $r^2 = 0.59$). The ellipsoid encloses the legume species selected for further evaluation within the given latitudinal lines

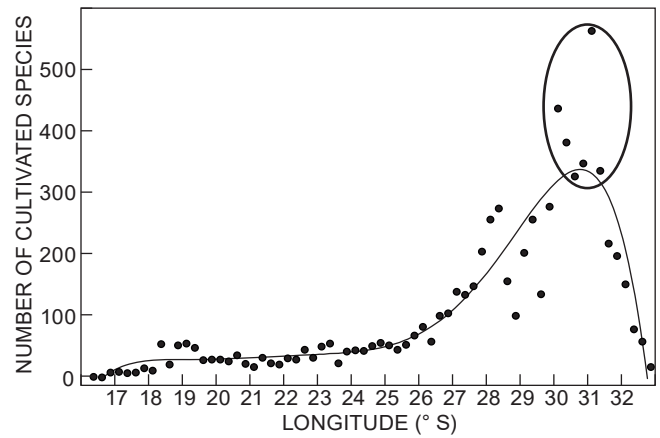


Figure 3: Number of cultivated legume species recorded in the longitudinal lines of southern Africa and fitted with a polynomial curve ($y = -0.002x^6 + 0.2756x^5 - 15.736x^4 + 475.49x^3 - 8026.2x^2 + 71790x - 265893$; $r^2 = 0.83$). The ellipsoid encloses the legume species selected for further evaluation within the given longitudinal lines

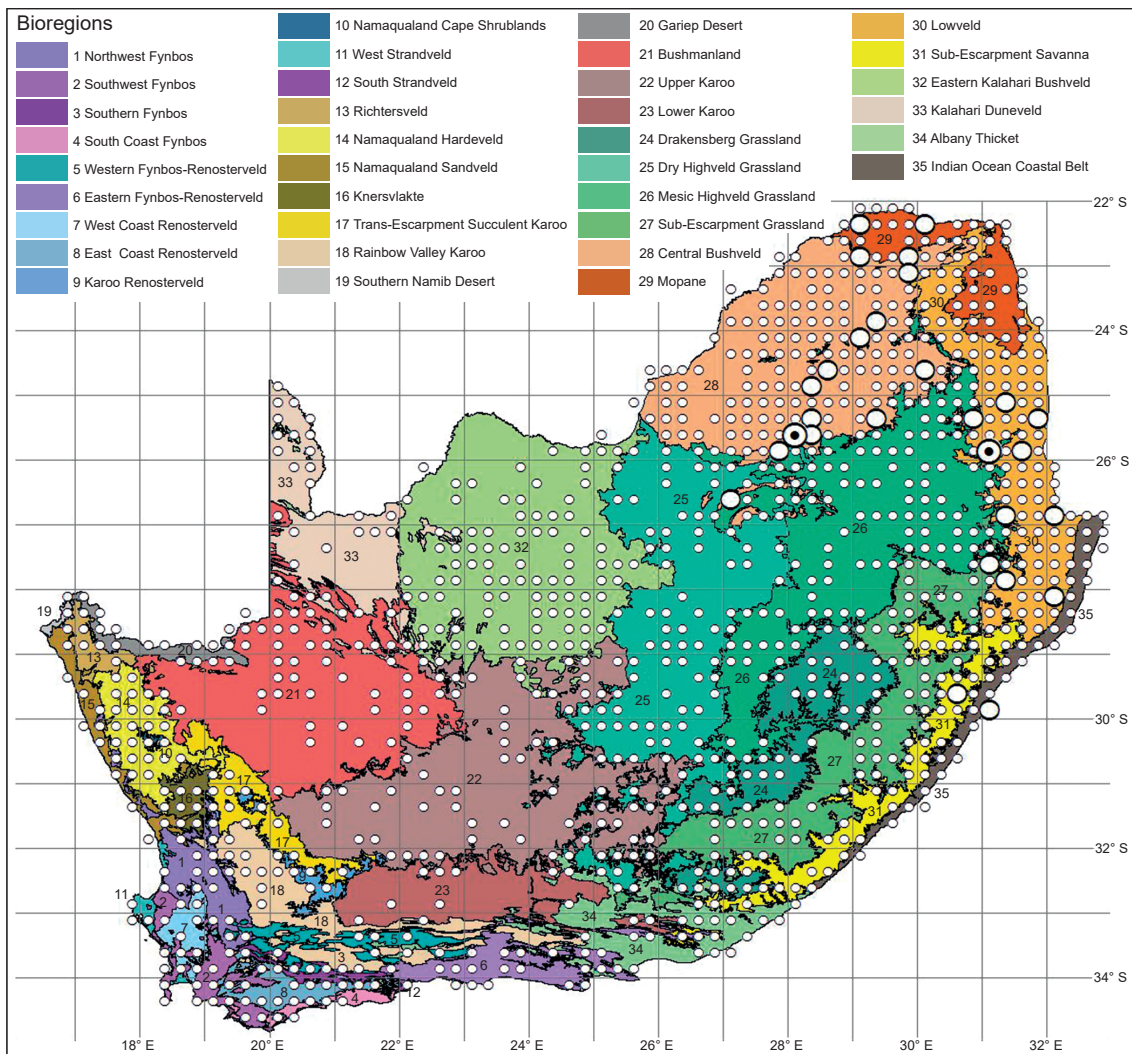


Figure 4: Number of indigenous legume species recorded as grazed/browsed species mapped on the bioregions map of South Africa, Lesotho and Swaziland (Rutherford et al. 2006). Small white dots: ≤ 10 species; large white dots: 11–20 species; white-black dots: 21–27 species

(70%) as having medium pasture value and the 66 species that scored 15 and 16 (11%) as having higher pasture value.

A summary of the 583 cultivated and grazed/browsed legume species within the Leguminosae tribes is presented in Table 3. The tribe Phaseoleae contains the highest percentage of cultivated legume species (20.4%) and almost twice the number compared with the next highest tribes, Millettieae (11.1%) and Indigofereae (10.4%). Grazed and/or browsed species are mostly contained in the tribe Acacieae (20.8%), followed by the Crotonaceae (15.6%) and Indigofereae (12.5%). Given that the Phaseoleae contains the third largest number of legume species indigenous to South Africa, Lesotho and Swaziland (10.8% of the total number of indigenous legume species) (Trytsman et al. 2011; Trytsman 2013), species within this tribe could hold potentially valuable pasture species. Within the tribe Phaseoleae, genera of interest are *Canavalia*

(5 spp.), *Dolichos* (12 spp.), *Eriosema* (46 spp.), *Erythrina* (10 spp.), *Lablab* (1 sp.), *Macrotyloma* (5 spp.), *Mucuna* (4 spp.), *Neonotonia* (1 sp.), *Neorautanenia* (3 spp.), *Rhynchosia* (59 spp.), *Sphenostylis* (2 spp.), *Teramnus* (1 sp.) and *Vigna* (20 spp.).

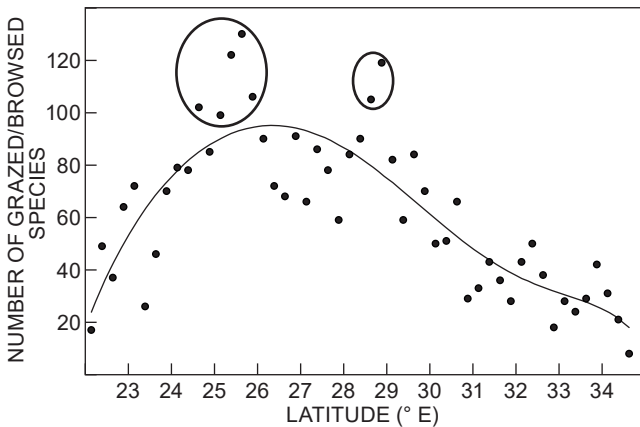


Figure 5: Number of grazed/browsed legume species recorded in the latitudinal lines of southern Africa and fitted with a polynomial curve ($y = -0.0007x^6 + 0.108x^5 - 7.4388x^4 + 272.08x^3 - 5582.7x^2 + 61034x - 278243$; $r^2 = 0.71$). The ellipsoid encloses the legume species selected for further evaluation within the given latitudinal lines

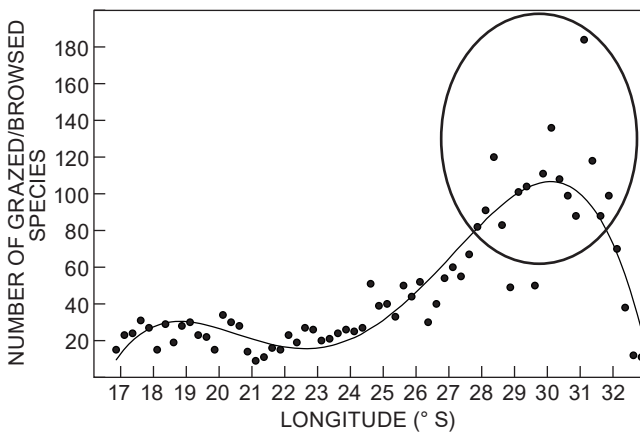


Figure 6: Number of grazed/browsed legume species recorded in the longitudinal lines of southern Africa and fitted with a polynomial curve ($y = -0.0431x^4 + 4.107x^3 - 144.08x^2 + 2207x - 12450$; $r^2 = 0.81$). The ellipsoid encloses the legume species selected for further evaluation within the given longitudinal lines

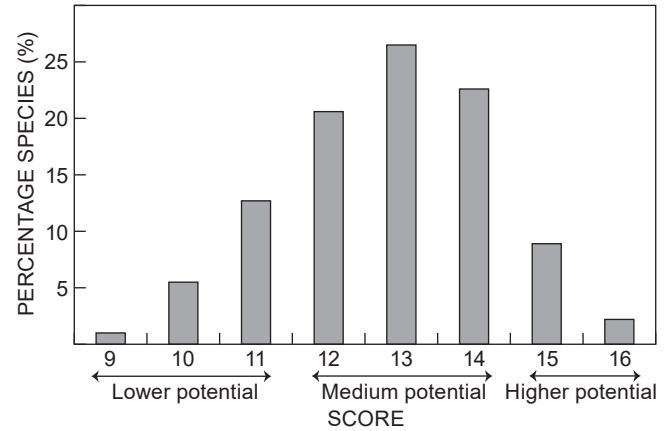


Figure 7: Lower, medium and higher potential pasture value scores (%) of legumes indigenous to South Africa, Lesotho and Swaziland based on selected criteria that include anti-qualities, distribution, adaptation to low soil phosphorus, plant height and duration, cultivated and/or grazed/browsed (Trytsman 2013)

Table 3: Cultivated and grazed/browsed species shown as a percentage present in the three subfamilies and 24 tribes of Leguminosae indigenous to South Africa, Lesotho and Swaziland. The percentage of the total number of indigenous legume species within each tribe is also shown

Tribe	Cultivated species (%)	Grazed/browsed species (%)	Legume species (%)
Caesalpinioideae			
Cercideae	4.7	1.0	0.8
Detarieae	4.7	2.1	0.6
Cassieae	1.7	0.0	0.7
Caesalpinieae	2.3	0.0	1.0
Mimosoideae			
Mimoseae	0.0	5.2	1.1
Acacieae	5.2	20.8	3.0
Ingeae	1.2	4.2	0.8
Faboideae			
Swartzieae	0.6	0.0	0.1
Sophoreae	1.7	1.0	0.3
Podalyrieae	5.2	3.1	8.4
Crotalariaeae	8.7	15.6	38.0
Genisteae	4.1	3.1	4.6
Dalbergieae	4.1	4.2	1.7
Hypocalypteae	0.0	0.0	0.2
Indigofereae	10.4	12.5	12.7
Millettieae	11.1	2.1	4.6
Abreae	0.0	0.0	0.1
Phaseoleae	20.4	11.5	10.8
Desmodieae	3.5	3.1	0.9
Psoraleeae	3.5	1.0	5.2
Sesbanieae	2.9	1.0	0.6
Loteae	0.0	0.0	0.1
Galegeae	2.9	6.4	3.4
Trifolieae	1.1	2.1	0.3
Total	100.0	100.0	100.0

Legume species categorised as having high potential pasture value (scores of 15 to 16 in Figure 7) are listed in Table 4. At least 19 of the 66 listed species are known to have been through a screening, selection and/or evaluation process as cited by the various authors listed in Table 4. The acquisition of viable and genetically sound seed of the species listed, especially the 10 *Indigofera* spp., eight

Rhynchosia and *Tephrosia* spp. and seven *Vigna* spp., is proposed as a collection target for the National Forage Genebank project of the Agricultural Research Council. The list of legume species categorised with lower and medium pasture value (517 species) is available in Trytsman (2013).

All species listed in Table 4 have nodulating abilities (rhizobial association) except for *Bauhinia galpinii*,

Table 4: Selected properties of legumes indigenous to South Africa, Lesotho and Swaziland categorised as having high pasture potential values based on selected criteria. Taxa, which have already been through a screening, selection and/or evaluation process, are followed by one or more references to the relevant literature. ^l Improved species; ^N non-nodulating; ^P tribe Phaseoleae; ^S plants spiny and may reduce pasture potential; ^U unknown nodulation

No known anti-qualities	No known anti-qualities
<p>Wide distribution, adapted to low soil P, plant height <0.5 m or climber/creeper, perennial, is grazed or cultivated</p> <p><i>Argyrobium collinum</i> <i>Crotalaria eremicola</i> subsp. <i>eremicola</i>^S <i>Eriosema parviflorum</i> subsp. <i>parviflorum</i>^P <i>Indigostrum argyraeum</i> <i>Indigofera rhytidocarpa</i> subsp. <i>rhytidocarpa</i> <i>Lessertia depressa</i> (Müller et al. 2017) <i>Lotononis tenella</i> <i>Otoptera burchellii</i>^l (Kaholongo 2016) <i>Rhynchosia confusa</i>^P <i>Rhynchosia minima</i> var. <i>minima</i>^P (Maposse et al. 2003; Njarui et al. 2004a) <i>Rhynchosia totta</i> var. <i>totta</i>^P (Maposse et al. 2003; Njarui et al. 2004a) <i>Rhynchosia venulosa</i>^P <i>Vigna vexillata</i> var. <i>vexillata</i>^{lP} (Damayanti et al. 2010; Dakora 2013) <i>Zornia milneana</i> (Hakiza et al. 1988; Muir and Maposse 2002; Njarui et al. 2004a)</p> <p>Wide distribution, adapted to low soil P, plant height <0.5 m or climber/creeper, perennial, no record of being grazed or cultivated</p> <p><i>Argyrobium humile</i> <i>Chamaecrista biensis</i> (Clatworthy 1975) <i>Eriosema squarrosom</i>^P <i>Indigofera angustifolia</i> var. <i>tenuifolia</i> <i>Indigofera ionii</i>^U <i>Indigofera torulosa</i> var. <i>torulosa</i> <i>Leobordea divaricata</i> <i>Lessertia affinis</i> <i>Lotononis macrosepala</i> <i>Melolobium calycinum</i>^S <i>Melolobium obcordatum</i> <i>Neptunia oleracea</i> <i>Pomaria sandersonii</i>^U <i>Rhynchosia cooperi</i>^P <i>Tephrosia burchellii</i> <i>Tephrosia capensis</i> var. <i>acutifolia</i> <i>Tephrosia capensis</i> var. <i>hirsuta</i> <i>Tephrosia linearis</i> <i>Tephrosia marginella</i>^U <i>Tephrosia natalensis</i> subsp. <i>natalensis</i>^U <i>Tephrosia pietersii</i>^U</p> <p>Wide distribution, adapted to low soil P, plant height 0.5–1.5 m, perennial, is grazed or cultivated</p> <p><i>Indigofera alternans</i> var. <i>alternans</i> (Tjelele 2006; Müller et al. 2017) <i>Indigofera cryptantha</i> var. <i>cryptantha</i> (Hassen 2006) <i>Lessertia pauciflora</i> var. <i>pauciflora</i> (Gerding et al. 2013; Müller et al. 2017) <i>Listia heterophylla</i> (Smith 1974; Clatworthy 1980) <i>Sutherlandia microphylla</i> (= <i>Lessertia frutescens</i> subsp. <i>microphylla</i>) (Venter 2006; Tucker 2012) <i>Tephrosia multijuga</i> (Grobler 1966; Clatworthy 1975)</p>	<p>Wide distribution, not adapted to very low soil P, plant height <0.5 m or climber/creeper, perennial, is grazed or cultivated</p> <p><i>Bauhinia galpinii</i>^N <i>Erythrina zeyheri</i>^{PS} <i>Indigofera dimidiata</i> <i>Indigofera hedyantha</i> <i>Indigofera longibarbata</i> <i>Listia bainesii</i>^l (Smith 1974; Clatworthy 1980; Van Wyk 1989; Real and Altier 2005; and one of the 13 most researched legume pastures, Truter et al. 2015) <i>Lotononis laxa</i> <i>Macrotyloma axillare</i> var. <i>axillare</i>^{lP} (Smith 1977; Blumenthal et al. 1989; Morris 2008; de Andrade Gimenes et al. 2017) <i>Neonotonia wightii</i>^{Pl} (Clatworthy and Madakadze 1988; Le Roux et al. 1988; Mapiye et al. 2006; de Andrade Gimenes et al. 2017; and one of the 13 most researched legume pastures, Truter et al. 2015) <i>Rhynchosia adenodes</i>^P <i>Rhynchosia caribaea</i>^P <i>Rhynchosia minima</i> var. <i>prostrata</i>^P (Maposse et al. 2003; Njarui et al. 2004a) <i>Senegalia schweinfurthii</i>^N (= <i>Acacia schweinfurthii</i> var. <i>schweinfurthii</i>) <i>Sphenostylis angustifolia</i>^P <i>Stylosanthes fruticosa</i>^l (Clatworthy 1980, 1985; Njarui et al. 2004a, 2004b) <i>Trifolium africanum</i> var. <i>africanum</i>^l (Jones et al. 1974) <i>Trifolium burchellianum</i> subsp. <i>burchellianum</i>^l (Jones et al. 1974; Rumball and Lambert 1980; Kahurananga 1988) <i>Vigna oblongifolia</i> var. <i>oblongifolia</i>^P (Mokoboki et al. 2002; Nyoka et al. 2004) <i>Vigna unguiculata</i> subsp. <i>dekindtiana</i> var. <i>huillensis</i>^{lP} (Nyoka et al. 2004; Odhiambo 2004; Rootman et al. 2004; Dakora and Chimphango 2006; Chiulele 2010) <i>Vigna unguiculata</i> subsp. <i>dekindtiana</i> var. <i>dekindtiana</i>^{lP} (Nyoka et al. 2004; Odhiambo 2004; Rootman et al. 2004; Dakora and Chimphango 2006; Chiulele 2010) <i>Vigna unguiculata</i> subsp. <i>stenophylla</i>^{lP} (Nyoka et al. 2004; Odhiambo 2004; Rootman et al. 2004; Dakora and Chimphango 2006; Chiulele 2010) <i>Vigna vexillata</i> var. <i>angustifolia</i>^{lP} (Damayanti et al. 2010; Dakora 2013) <i>Vigna vexillata</i> var. <i>davyi</i>^{lP} (Damayanti et al. 2010; Dakora 2013)</p> <p>Intermediate distribution, adapted to low soil P, plant height <0.5 m or climber/creeper, perennial, is grazed or cultivated</p> <p><i>Tylosema esculentum</i>^{lN} (Müseler 2005; Chimwamurombe 2010; Damayanti et al. 2010; Dakora 2013)</p>
	Some known anti-qualities
	<p>Wide distribution, adapted to low soil P, plant height <0.5 m or climber/creeper, perennial, is grazed or cultivated</p> <p><i>Indigofera vicioides</i> var. <i>vicioides</i> (Hassen 2006; Tjelele 2006)</p>

Senegalia schweinfurthii var. *schweinfurthii* and *Tylosema esculentum*, which are non-nodulating, and *Pomaria sandersonii*, *Tephrosia marginella*, *Tephrosia natalensis* subsp. *natalensis* and *Tephrosia pietersii*, which are unknown in their ability to form nodules (Grobelaar et al. 1967; Harrier et al. 1997; Dakora et al. 1999). In a recent study with *Burkholderia*, a rhizobial isolation was made from *Indigofera ionii*, previously of unknown nodulating ability (Lemaire et al. 2016).

Legume species adapted to low soil phosphorus content

Legume species adapted to low soil P levels (<10 mg kg⁻¹) are listed in Table 5. Descriptions in terms of the key bioregions (Rutherford et al. 2006), key leguminosia (Trytsman 2013), growth form (Germishuizen and Meyer 2003) and potential pasture value (Trytsman 2013) are also noted for the 69 species. *Senegalia* and *Vachellia*

(= *Acacia* s.l.) (15) as well as *Indigofera* spp. (13) represent the largest genera. The majority of these species are found in the Central Bushveld followed by the Eastern Kalahari Bushveld Bioregion, whereas the Subtropical Lowveld and Mopane Region leguminosia contains the majority of species followed by the Central Arid Region. Of the few species that are also adapted to relatively low rainfall, *Indigofera alternans* var. *alternans* is the only herb recorded, occurring mainly in the Central Arid Region Group.

Of great interest is the 22 legume species noted for their potentially high pasture value and low soil P adaptation (Table 5). *Indigofera* represents the largest genus and included *I. alternans* var. *alternans*, *I. cryptantha* var. *cryptantha*, *I. rhytidocarpa* subsp. *rhytidocarpa*, *I. torulosa* var. *torulosa* and *I. vicioides* var. *vicioides*. The *Rhynchosia* genus followed with members that included *R. confusa*, *R. minima* var. *minima*, *R. totta* var. *totta* and *R. venulosa*. Even though *I. cryptantha* var. *cryptantha* and *I. vicioides*

Table 5: Legume species indigenous to South Africa, Lesotho and Swaziland adapted to relatively low soil phosphorus levels (<10 mg kg⁻¹), listed according to key bioregions (Rutherford et al. 2006), key leguminosia (Trytsman 2013), growth form (Germishuizen and Meyer, 2003) and pasture value (Trytsman 2013). [†] Improved species; ^N non-nodulating; ^P tribe Phaseoleae; ^S plants spiny and may reduce pasture potential; ^U unknown nodulation; NE = not evaluated

Scientific name	Key bioregion	Key leguminosia	Growth form	Pasture value
<i>Albizia anthelmintica</i>	Central Bushveld	Subtropical Lowveld and Mopane Region	Shrub, tree	Medium
<i>Bauhinia petersiana</i> subsp. <i>macrantha</i> ^N	Central Bushveld	Generalist Group	Shrub, tree, climber	Medium
<i>Bauhinia tomentosa</i> ^N	Indian Ocean Coastal Belt	Drakensberg Foothill and Coastal Region	Shrub, tree	Medium
<i>Bolusanthus speciosus</i>	Lowveld	Subtropical Lowveld and Mopane Region	Tree	Medium
<i>Chamaecrista biensis</i>	Eastern Kalahari Bushveld	Central Bushveld Region	Herb	High
<i>Chamaecrista mimosoides</i>	Central Bushveld	Drakensberg Foothill and Coastal Region	Herb	Medium
<i>Crotalaria distans</i> subsp. <i>distans</i>	Central Bushveld	Generalist Group	Herb	Medium
<i>Crotalaria griquensis</i> ^U	Eastern Kalahari Bushveld	Kalahari Bushveld Region	Herb	NE
<i>Crotalaria lotoides</i>	Central Bushveld	Central Bushveld Region	Herb	Medium
<i>Crotalaria monteiroi</i> var. <i>monteiroi</i> ^U	Lowveld	Subtropical Lowveld and Mopane Region	Dwarf shrub, shrub	Medium
<i>Crotalaria sphaerocarpa</i> subsp. <i>sphaerocarpa</i>	Central Bushveld	Generalist Group	Herb	Low
<i>Crotalaria virgultalis</i>	Eastern Kalahari Bushveld	Central Arid Region; Generalist Group	Shrub	NE
<i>Cullen tomentosum</i>	Eastern Kalahari Bushveld	Central Arid Region	Herb	Medium
<i>Dichrostachys cinerea</i> subsp. <i>africana</i> var. <i>africana</i> ^S	Central Bushveld	Northern and Northeastern Savanna Region	Shrub, tree	Medium
<i>Elephantorrhiza elephantina</i>	Central Bushveld	Northern Highveld Region; Generalist Group	Dwarf shrub, shrub	Medium
<i>Indigofera argyreaeum</i>	Eastern Kalahari Bushveld	Central Arid Region	Herb	High
<i>Indigofera alternans</i> var. <i>alternans</i>	Eastern Kalahari Bushveld	Central Arid Region	Herb	High
<i>Indigofera charlieriana</i> var. <i>charlieriana</i>	Eastern Kalahari Bushveld	Generalist Group; Subtropical Lowveld and Mopane Region	Herb	Medium
<i>Indigofera cryptantha</i> var. <i>cryptantha</i>	Central Bushveld; Eastern Kalahari Bushveld	Kalahari Bushveld Region; Central Bushveld Region	Dwarf shrub, shrub	High
<i>Indigofera daleoides</i> var. <i>daleoides</i>	Eastern Kalahari Bushveld	Kalahari Bushveld Region	Herb	Medium
<i>Indigofera filipes</i>	Central Bushveld	Central Bushveld Region	Dwarf shrub, shrub, herb	Medium
<i>Indigofera heterotricha</i>	Central Bushveld	Central Bushveld Region	Dwarf shrub, herb	Medium
<i>Indigofera holubii</i>	Central Bushveld	Subtropical Lowveld and Mopane Region	Herb	Medium
<i>Indigofera rhytidocarpa</i> subsp. <i>rhytidocarpa</i>	Central Bushveld	Subtropical Lowveld and Mopane Region	Herb	High
<i>Indigofera schimperii</i> var. <i>schimperii</i>	Lowveld	Subtropical Lowveld and Mopane Region	Shrub	Medium
<i>Indigofera sessilifolia</i>	Eastern Kalahari Bushveld	Central Arid Region	Dwarf shrub, herb	Medium
<i>Indigofera torulosa</i> var. <i>torulosa</i>	Central Bushveld	Subtropical Lowveld and Mopane Region	Herb	High
<i>Indigofera vicioides</i> var. <i>vicioides</i>	Central Bushveld	Subtropical Lowveld and Mopane Region	Herb	High
<i>Indigofera zeyheri</i>	Indian Ocean Coastal Belt; Mesic Highveld Grassland	Albany Centre; Summer Rainfall region	Dwarf shrub, herb	Medium
<i>Leobordea divaricata</i>	Mesic Highveld Grassland	Northern Highveld Region	Herb	High
<i>Leobordea platycarpa</i>	Bushmanland	Central Arid Region	Herb	Medium
<i>Lessertia depressa</i>	Dry Highveld Grassland	Generalist Group	Dwarf shrub	High
<i>Lessertia pauciflora</i> var. <i>pauciflora</i>	Eastern Kalahari Bushveld	Central Arid Region	Herb	High
<i>Listia heterophylla</i>	Central Bushveld	Central Bushveld Region	Herb	High
<i>Melolobium calycinum</i> ^S	Dry Highveld Grassland	Generalist Group	Dwarf shrub	High

Scientific name	Key bioregion	Key leguminoschorion	Growth form	Pasture value
<i>Melolobium candicans</i> ^S	Eastern Kalahari Bushveld	Central Arid Region	Dwarf shrub, shrub, herb	NE
<i>Melolobium microphyllum</i> ^S	Dry Highveld Grassland	Generalist Group	Dwarf shrub, shrub, herb	Medium
<i>Mundulea sericea</i> subsp. <i>sericea</i>	Central Bushveld	Summer Rainfall Region	Shrub, tree	Medium
<i>Neorautanenienia mitis</i> ^P	Central Bushveld	Subtropical Lowveld and Mopane Region	Dwarf shrub, herb, succulent	Medium
<i>Otoptera burchellii</i> ^P	Central Bushveld	Northern and Northeastern Savanna Region	Shrub, herb, climber	High
<i>Peltophorum africanum</i> ^{NP}	Central Bushveld	Northern and Northeastern Savanna Region	Tree	Medium
<i>Rhynchosia confusa</i> ^P	Eastern Kalahari Bushveld	Kalahari Bushveld Region	Herb, climber	High
<i>Rhynchosia minima</i> var. <i>minima</i> ^P	Lowveld	Subtropical Lowveld and Mopane Region	Herb, climber	High
<i>Rhynchosia totta</i> var. <i>totta</i> ^P	Central Bushveld	Summer Rainfall Region	Herb, climber	High
<i>Rhynchosia venulosa</i> ^P	Central Bushveld	Central Bushveld Region	Herb, climber	High
<i>Schotia brachypetala</i> ^N	Lowveld	Subtropical Lowveld and Mopane Region	Tree	Medium
<i>Senna italica</i> subsp. <i>arachoides</i> ^N	Eastern Kalahari Bushveld	Central Arid Region	Herb	Medium
<i>Senegalia ataxacantha</i> ^{NS} (= <i>Acacia ataxacantha</i>)	Central Bushveld	Northern Mistbelt Forest	Shrub, tree, climber	Medium
<i>Senegalia caffra</i> ^S (= <i>Acacia caffra</i>)	Central Bushveld	Northern Mistbelt Forest	Shrub, tree	Low
<i>Senegalia galpinii</i> ^{NS} (= <i>Acacia galpinii</i>)	Central Bushveld	Northern and Northeastern Savanna Region; Central Bushveld Region	Tree	Medium
<i>Senegalia mellifera</i> ^S (= <i>Acacia mellifera</i> subsp. <i>detinens</i>)	Central Bushveld	Central Arid Region; Generalist Group	Shrub, tree	Medium
<i>Senegalia senegal</i> ^S (= <i>Acacia senegal</i> var. <i>leiorhachis</i>)	Central Bushveld	Subtropical Lowveld and Mopane Region	Shrub, tree	Medium
<i>Sutherlandia frutescens</i> (= <i>Lessertia frutescens</i> subsp. <i>frutescens</i>)	Eastern Kalahari Bushveld	Central Arid Region	Dwarf shrub, shrub	Medium
<i>Sutherlandia microphylla</i> (= <i>Lessertia frutescens</i> subsp. <i>microphylla</i>)	Dry Highveld Grassland	Central Arid Region	Shrub	High
<i>Tephrosia burchellii</i>	Eastern Kalahari Bushveld	Kalahari Bushveld Region	Herb	High
<i>Tephrosia multijuga</i>	Central Bushveld	Northern Highveld Region; Central Bushveld Region; Northern Mistbelt Forest	Dwarf shrub, shrub, herb	High
<i>Tephrosia purpurea</i> subsp. <i>leptostachya</i> var. <i>pubescens</i>	Central Bushveld	Central Bushveld Region	Herb	Medium
<i>Vachellia erioloba</i> ^S (= <i>Acacia erioloba</i>)	Eastern Kalahari Bushveld	Central Arid Region	Shrub, tree	Low
<i>Vachellia exuvialis</i> ^S (= <i>Acacia exuvialis</i>)	Lowveld	Subtropical Lowveld and Mopane Region	Shrub, tree	Low
<i>Vachellia grandicornuta</i> ^S (= <i>Acacia grandicornuta</i>)	Lowveld	Subtropical Lowveld and Mopane Region	Tree	Medium
<i>Vachellia hebeclada</i> ^S (= <i>Acacia hebeclada</i> subsp. <i>hebeclada</i>)	Eastern Kalahari Bushveld	Kalahari Bushveld Region	Shrub, tree	Low
<i>Vachellia karroo</i> ^S (= <i>Acacia karroo</i>)	Central Bushveld	Generalist Group	Shrub, tree	Medium
<i>Vachellia luederitzii</i> ^{SU} (= <i>Acacia luederitzii</i> var. <i>retinens</i>)	Central Bushveld	Subtropical Lowveld and Mopane Region	Shrub, tree	Medium
<i>Vachellia nilotica</i> ^S (= <i>Acacia nilotica</i> subsp. <i>kraussiana</i>)	Central Bushveld	Subtropical Lowveld and Mopane Region	Tree	Medium
<i>Vachellia robusta</i> ^S (= <i>Acacia robusta</i> subsp. <i>clavigera</i>)	Lowveld	Subtropical Lowveld and Mopane Region	Tree	Low
<i>Vachellia swazica</i> ^S (= <i>Acacia swazica</i>)	Lowveld	Subtropical Lowveld and Mopane Region	Shrub, tree	Low
<i>Vachellia tortilis</i> ^S (= <i>Acacia tortilis</i> subsp. <i>heteracantha</i>)	Central Bushveld	Subtropical Lowveld and Mopane Region	Shrub, tree	Low
<i>Vigna vexillata</i> var. <i>vexillata</i> ^P	Central Bushveld; Mesic Highveld Grassland	Drakensberg Foothill and Coastal Region	Herb, climber	High
<i>Zornia milneana</i>	Central Bushveld	Central Bushveld Region	Herb	High

var. *vicioides* contain indospicine, a free amino acid that causes hepatotoxicity when grazed by cattle, they are still valued pasture plants (Hassen et al. 2008). *Indigofera alternans* var. *alternans* and *R. totta* var. *totta* have the widest distribution patterns of the aforementioned taxa (Trytsman 2013). *Lessertia depressa*, *Lessertia pauciflora* var. *pauciflora* and *Sutherlandia microphylla* (= *Lessertia frutescens* subsp. *microphylla*) have all been noted for being highly palatable (Le Roux et al. 1994).

All species listed in Table 5 have nodulating abilities except for *Bauhinia petersiana* subsp. *macrantha*, *Bauhinia*

tomentosa, *Peltophorum africanum*, *Schotia brachypetala*, *Senegalia ataxacantha*, *Senegalia galpinii* and *Senna italica* subsp. *arachoides*, which are non-nodulating. *Crotalaria griquensis*, *Crotalaria monteiroi* var. *monteiroi* and *Vachellia luederitzii* var. *retinens* are unknown in their ability to form nodules (Grobbelaar et al. 1967; Grobbelaar and Clarke 1975; Palo et al. 1993).

The results of the discriminant analysis of legumes species adapted to low soil P is shown in Figure 8, where the Pearson's correlation matrix indicated that for F1, mean annual rainfall and mean annual maximum temperature

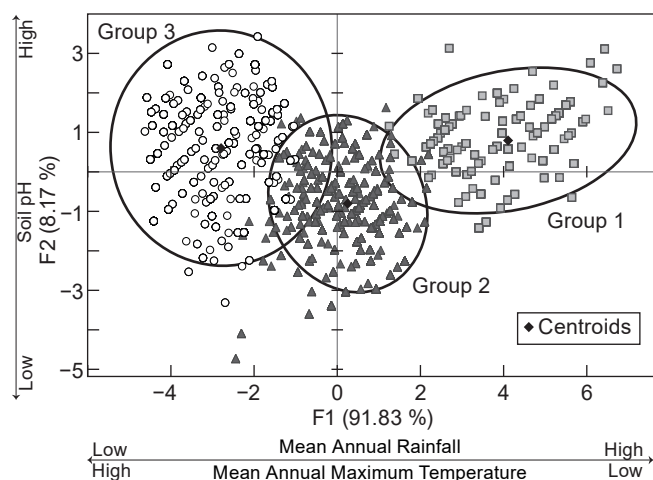


Figure 8: Discriminant analysis for legume species indigenous to South Africa, Lesotho and Swaziland adapted to low soil phosphorus levels ($<10 \text{ mg kg}^{-1}$). Symbols represent legume species present in quarter-degree grid cells (4 898 records) and confidence ellipses around centroids represent groups. MAR = Mean annual rainfall, MAMT = mean annual maximum temperature

(negative) are the main drivers for distinguishing among legume species, whereas for F2, soil pH level is the main driver. The F1 function accounted for 91.83% of the independent variables and the F2 function accounted for 8.17% of the independent variables.

All legume species, except for 11 species, were present in Groups 1, 2 and 3. Group 1 represents relatively higher annual rainfall, lower annual maximum temperatures and higher soil pH, Group 2 relatively intermediate annual rainfall and maximum temperatures and lower soil pH, and Group 3 relatively lower annual rainfall, higher annual maximum temperatures and higher soil pH. The majority of legumes recorded in soils low in P are thus tolerant to a wide range of rainfall, maximum temperature and soil pH ranges. *Sutherlandia frutescens* (= *Lessertia frutescens* subsp. *frutescens*) was predominantly recorded as an outlier in Groups 2 and 3, thus present in regions with very low mean annual rainfall, high mean annual maximum temperature and low soil pH.

The 11 species not tolerant to the rainfall, maximum temperature and soil pH ranges were present in groups as follows:

- *Bolusanthus speciosus*, *Senegalia ataxacantha*, *Senegalia galpinii*, *Vachellia exuvialis* and *Vachellia swazica* present in Groups 1 and 2 (higher rainfall and lower maximum temperatures)
- *Bauhinia petersiana* subsp. *macrantha*, *Crotalaria virgultalis*, *Otoptera burchellii*, *Rhynchosia confusa* and *Vachellia erioloba* present in Groups 2 and 3 (lower rainfall and higher maximum temperatures)
- *Crotalaria griquensis* present in Groups 1 and 3 (extreme rainfall and maximum temperatures ranges).

In terms of leguminosia, Group 1 represents the Southern Afromontane, Drakensberg Foothill and Coastal Region and Northern Mistbelt Forest, Group 2 the Albany Centre, Northern Highveld Region, Cape Floristic Group

and Central Bushveld Region, and Group 3 the Arid Western Region, Central Arid Region and Kalahari Bushveld Region.

Conclusion

The highest occurrence of indigenous legume species known to be cultivated are recorded in the Central Bushveld, Lowveld, Mopane and Mesic Highveld Grassland Bioregions. Legume species known to be grazed and browsed occurred primarily in the Central Bushveld and Lowveld Bioregions. The collection and conservation of viable seed from the highly threatened Wolkberg Centre are a matter of some urgency. The importance of the tribe Phaseoleae is evident from the high numbers of species cultivated, grazed and browsed compared with other tribes and could be a starting point in a screening and evaluation process. Even though this study selected against known anti-quality traits it could be of minor importance in animal health and published data should be consulted for a complete species list. However, it is proposed that species with unknown anti-quality traits, highlighted in this study, be screened for anti-nutritional compounds. A critical step in the development of indigenous pasture legumes species will be the acquisition of genetic representative legume germplasm with reliable passport data before it disappears, either by natural processes or by human interference. Given that legumes are known for their lack of persistence, it will be an important breeding goal besides improved yield, nutritive value and tolerance to extreme biotic and abiotic stresses.

Acknowledgements — We thank the South African National Biodiversity Institute (SANBI) for making available the distribution and descriptive data and Elsa van Niekerk (Agricultural Research Council–Plant Protection Research) for the graphics. We would also like to thank the three anonymous reviewers for their valuable comments and suggestions to improve the manuscript.

References

- Acocks JPH. 1988. Veld types of South Africa (3rd edn). *Memoirs of the Botanical Survey of South Africa* 57: 1–146.
- ARC-SCW (Agricultural Research Council Soil, Climate and Water). 2009. Climatic maps archive. Pretoria: ARC-SCW.
- Bell L, Fainges J, Darnell R, Cox K, Peck G, Hall T, Silcock R, Cameron A, Pengelly B, Cook B, Clem B, Lloyd D. 2016. Stocktake and analysis of legume evaluation for tropical pastures in Australia. Final Report B.NBP.0765. Sydney: Meat and Livestock Australia.
- Blumenthal MJ, O'Rourke PK, Hilder TB, Williams RJ. 1989. Classification of the Australian collection of the legume *Macrotyloma*. *Australian Journal of Agricultural Research* 40: 591–604.
- Chimwamuombe PM. 2010. Domestication of *Tylosema esculentum* (marama bean) as a crop for southern Africa: genetic diversity of the Omitara marama subpopulation of Namibia. *Aspects of Applied Biology* 96: 37–43.
- Chiulele RM. 2010. Breeding cowpea (*Vigna unguiculata* (L.)

- Walp.) for improved drought tolerance in Mozambique. PhD thesis, University of KwaZulu-Natal, Durban, South Africa.
- Clatworthy JN. 1975. Introduction and preliminary screening of pasture legumes at Marandellas, Rhodesia, 1967–73. *Proceedings of the Annual Congresses of the Grassland Society of Southern Africa* 10: 57–63.
- Clatworthy JN. 1980. Screening of legumes for veld reinforcement. *Proceedings of the Annual Congresses of the Grassland Society of Southern Africa* 15: 111–116.
- Clatworthy JN. 1985. Pasture research in Zimbabwe: 1964–84. In: Kategile JA (ed.), *Pasture improvement research in eastern and southern Africa: proceedings of a workshop held in Harare, Zimbabwe, 17–21 September 1984*. Ottawa: International Development Research Centre. pp 25–58.
- Clatworthy JN, Madakadze C. 1988. Some thoughts on the collection, introduction and evaluation of pasture legumes in Zimbabwe. In: Dzwowela BH (ed.), *African forage plant genetic resources, evaluation of forage germplasm and extensive livestock production systems: proceedings of the third workshop held at the International Conference Centre, Arusha, Tanzania, 27–30 April 1987*. Addis Ababa: ILCA. pp 21–36.
- Dakora FD. 2013. Biogeographic distribution, nodulation and nutritional attributes of underutilized indigenous African legumes. *Acta Horticulturae* 979: 53–64.
- Dakora FD, Chimphango SBM. 2006. Using plant flavonoids as heritable traits to increase symbiotic nitrogen fixation, yields and pest resistance of indigenous African legumes. Progress report for year 2. Minneapolis: The McKnight Foundation, Collaborative Crop Research Program.
- Dakora FD, Lawlor DW, Sibuga KP. 1999. Assessment of symbiotic nitrogen nutrition in maramba bean (*Tylosema esculentum* L.), a tuber-producing, underutilized African legume. *Symbiosis* 27: 269–277.
- Damayanti F, Lawn RJ, Bielig LM. 2010. Genotypic variation in domesticated and wild accessions of the tropical tuberous legume *Vigna vexillata* (L.) A. Rich. *Crop and Pasture Science* 61: 771–784.
- Davis CL. 2011. *Climate risk and vulnerability: a handbook for southern Africa*. Pretoria: Council for Scientific and Industrial Research.
- Davis-Reddy CL, Vincent K. 2017. *Climate risk and vulnerability: a handbook for southern Africa* (2nd edn). Pretoria: Council for Scientific and Industrial Research.
- de Andrade Gimenes FM, Barbosa HZ, Gerdes L, Giacomini AA, Batista K, de Mattos WT, Premazzi LM, de Vasconcellos Miguel AN. 2017. The utilization of tropical legumes to provide nitrogen to pastures: a review. *African Journal of Agricultural Research* 12: 85–92.
- de la Peña TC, Pueyo JJ. 2012. Legumes in the reclamation of marginal soils, from cultivar and inoculant selection to transgenic approaches. *Agronomy for Sustainable Development* 32: 65–91.
- Divito GA, Sadras VO. 2014. How do phosphorus, potassium and sulphur affect plant growth and biological nitrogen fixation in crop and pasture legumes? A meta-analysis. *Field Crops Research* 156: 161–171.
- Elliott WS. 2008. *Access to genetic resources in Africa: analysing development of ABS policies in four African countries*. Nairobi: United Nations University and United Nations Environment Programme.
- Gerding M, Howieson JG, O'Hara GW, Real D, Bräu L. 2013. Establishment and survival of the South African legume *Lessertia* spp. and rhizobia in Western Australian agricultural systems. *Plant and Soil* 370: 235–249.
- Germishuizen G, Meyer NL. 2003. *Plants of southern Africa: an annotated checklist*. *Strelitzia* 14. Pretoria: South African National Biodiversity Institute.
- Glen HF. 2002. *Cultivated plants of southern Africa*. Johannesburg: Jacana Publishers and National Botanical Institute.
- Goldblatt P, Manning JC. 2002. Plant diversity of the Cape region of southern Africa. *Annals of the Missouri Botanical Garden* 89: 281–302.
- Gonzalez P, Neilson RP, Lenihan JM, Drapek RJ. 2010. Global patterns in the vulnerability of ecosystems to vegetation shifts due to climate change. *Global Ecology and Biogeography* 19: 755–768.
- Graham PH, Vance CP. 2003. Legumes: importance and constraints to greater use. *Plant Physiology* 131: 872–877.
- Grobbelaar N, Clarke B. 1975. A qualitative study of the nodulating ability of legume species: List 3. *Journal of South African Botany* 41: 29–36.
- Grobbelaar N, Van Beyma MC, Todd CM. 1967. *A qualitative study of the nodulating ability of legume species: List 1*. Publications of the University of Pretoria, New Series no. 38. Pretoria: University of Pretoria.
- Grobler LJ. 1966. Teelt en veredeling van voergewasse in die humiede en subhumiede dele van Suid-Afrika: behoeftes, probleme en metodes. *Proceedings of the Annual Congresses of the Grassland Society of Southern Africa* 1: 87–94 [in Afrikaans with English summary].
- Hakiza JJ, Lazier JR, Sayers AR. 1988. Characterisation and preliminary evaluation of accessions of *Zornia* species from the ILCA collection. In: Dzwowela BH (ed.), *African forage plant genetic resources, evaluation of forage germplasm and extensive livestock production systems: proceedings of the third workshop held at the International Conference Centre, Arusha, Tanzania, 27–30 April 1987*. Addis Ababa: ILCA. pp 149–173.
- Harrier LA, Whitty PW, Sutherland JM, Sprent JI. 1997. Phenetic investigation of non-nodulating African species of *Acacia* (Leguminosae) using morphological and molecular markers. *Plant Systematics and Evolution* 205: 27–51.
- Hassen A. 2006. Characterization and evaluation of *Indigofera* species as potential forage and cover crops for semi-arid and arid ecosystems. PhD thesis, University of Pretoria, South Africa.
- Hassen A, Rethman NFG, Apostolides Z, Van Niekerk WA. 2008. Forage production and potential nutritive value of 24 shrubby *Indigofera* accessions under field conditions in South Africa. *Tropical Grasslands* 42: 96–103.
- Howieson JG. 2014. Pasture development for community livestock production in the Eastern Cape province of South Africa. Final report FR2014-09. Canberra: Australian Centre for International Agricultural Research.
- Howieson JG, de Meyer SE, Vivas-Marfisi A, Ratnayake S, Ardley JK, Yates RJ. 2013. Novel *Burkholderia* bacteria isolated from *Lebeckia ambigua* – a perennial suffrutescent legume of the fynbos. *Soil Biology and Biochemistry* 60: 55–64.
- Jombart T, Devillard S, Balloux F. 2010. Discriminant analysis of principal components: a new method for the analysis of genetically structured populations. *BMC Genetics* 11: 94.
- Jones RM, Strijdom BW, Theron EP. 1974. The indigenous South African clovers (*T. africanum* and *T. burchellianum*) and their potential as pasture legumes. *Tropical Grasslands* 8: 7–16.
- Kaholongolo LT. 2016. Screening of indigenous forage legumes as potential fodder crops and protein source for livestock in central Namibia. MSc thesis, University of Namibia, Windhoek, Namibia.
- Kahurananga J. 1988. The screening of perennial *Trifolium* species mainly from the Ethiopian Highlands and their potential for use in pasture. In: Dzwowela BH (ed.), *African forage plant genetic resources, evaluation of forage germplasm and extensive livestock production systems: proceedings of the third workshop held at the International Conference Centre, Arusha, Tanzania, 27–30 April 1987*. Addis Ababa: ILCA. pp 120–126.
- Kategile JA (ed.). 1985. *Pasture improvement research in eastern and southern Africa: proceedings of a workshop held in Harare, Zimbabwe, 17–21 September 1984*. Ottawa: International

- Development Research Centre.
- Kellerman TS, Coetzer JAW, Naude TW, Botha CJ. 2005. *Plant poisonings and mycotoxicoses of livestock in southern Africa* (2nd edn). Cape Town: Oxford University Press.
- Kruger AJ. 1999. Role of plant genetic resources in sustainable land use systems. PhD thesis, University of Pretoria, South Africa.
- Kumar A, Lal A, Semwal AD. 2016. Effect of microwave drying on nutritional and antinutritional factors of *Dolichos lablab* beans. *International Journal of Science, Engineering and Technology* 4: 711–715.
- Lemaire B, Chimphango SBM, Stirton C, Rafudeen S, Honnay O, Smets E, Chen W-M, Sprent J, James EK, Muasya AM. 2016. Biogeographical patterns of legume-nodulating *Burkholderia* spp.: from African fynbos to continental scales. *Applied and Environmental Microbiology* 82: 5099–5115.
- Le Roux CJG, Howe LG, du Toit LP. 1988. A comparison of the dry matter yields of perennial legumes in the Döhne sourveld. *African Journal of Range and Forage Science* 5: 146–149.
- Le Roux PM, Kotzé CD, Nel GP. 1994. *Bossieveld: grazing plants of the Karoo and karoo-like areas*. Bulletin 428. Pretoria: Department of Agriculture.
- Low AB, Rebelo AG. 1996. *Vegetation of South Africa, Lesotho and Swaziland*. Pretoria: Department of Environmental Affairs and Tourism.
- Lusemo P, Mohamed-Saleem MA, Abate T, Sabiiti EN. 1995. Agronomic evaluation of herbaceous legumes in a subhumid zone of Uganda. *African Journal of Range and Forage Science* 12: 68–71.
- Maass BL, Knox MR, Venkatesha SC. 2010. *Lablab purpureus* – a crop lost for Africa? *Tropical Plant Biology* 3: 123–135.
- Makoi JHJR, Chimphango SBM, Dakora FD. 2009. Effect of legume plant density and mixed culture on symbiotic N₂ fixation in five cowpea (*Vigna unguiculata* (L.) Walp.) genotypes in South Africa. *Symbiosis* 48: 57–67.
- Makoi JHJR, Chimphango SBM, Dakora FD. 2010. Elevated levels of acid and alkaline phosphatase activity in roots and rhizosphere of cowpea (*Vigna unguiculata* (L.) Walp.) genotypes grown in mixed culture and at different densities with sorghum (*Sorghum bicolor* L.). *Crop and Pasture Science* 61: 279–286.
- Mapiye C, Mupangwa JF, Mugabe PH, Chikumba N, Poshiwa X, Foti R. 2006. A review of forage legume research for rangeland improvement in Zimbabwe. *Tropical Grasslands* 40: 145–149.
- Maposse IC, Muir JP, Alage AA. 2003. Status of range and forage research in Mozambique. *African Journal of Range and Forage Science* 20: 63–68.
- McClellan CJ, Lovett JC, Küper W, Hannah L, Sommer JH, Barthlott W, Termansen M, Smith GF, Tokumine S, Taplin JRD. 2005. African plant diversity and climate change. *Annals of the Missouri Botanical Garden* 92: 139–152.
- Miles N, Manson AD. 2000. Nutrition of planted pastures. In: Tainton NM (ed.), *Pasture management in South Africa*. Pietermaritzburg: University of Natal Press. pp 180–232.
- Mokoboki HK, Ndlovu LR, Ayisi KK. 2002. Chemical and physical parameters of forage legume species introduced in the Capricorn region of Limpopo province. *South African Journal of Animal Science* 32: 247–255.
- Morris JB. 2008. *Macrotyloma axillare* and *M. uniflorum*: descriptor analysis, anthocyanin indexes, and potential uses. *Genetic Resources and Crop Evolution* 55: 5–8.
- Muir JP, Maposse IC. 2002. Collection of herbaceous range legumes in Mozambique with potential for range reseeded and cultivated pasture. In: Proceedings of the Grassland Society of Southern Africa Congress 37, 13–17 May 2002, Christiana, South Africa.
- Müller FL, Raitt LM, Chimphango SBM, Samuels MI, Cupido CF, Boatwright JS, Knight R, Trytsman M. 2017. Prioritisation of native legume species for further evaluation as potential forage crops in water-limited agricultural systems in South Africa. *Environmental Monitoring and Assessment* 189: 512.
- Müseler DL. 2005. Evaluation of the quality characteristics of the marama bean (*Tylosema esculentum*), an underutilized grain and tuber producing legume in southern Africa. MSc thesis, University of Namibia, Windhoek, Namibia.
- Njarui DMG, Beattie WM, Jones RK, Keating BA. 2004a. Evaluation of forage legumes in the semi-arid region of eastern Kenya. 1. Establishment, visual bulk rating, insects pests and diseases incidences of a range of forage legumes. *Tropical and Subtropical Agroecosystems* 4: 33–55.
- Njarui DMG, Keating BA, Jones RK, Beattie WM. 2004b. Evaluation of forage legumes in the semi-arid region of eastern Kenya. 2. Persistence and dry matter production of selected forage legumes. *Tropical and Subtropical Agroecosystems* 4: 57–68.
- Nyoka R, Chikumba N, Chakoma I, Mazaiwana P, Mukombe N, Magwenzi N. 2004. Evaluation and screening of forage legumes for sustainable integration into Crop-Livestock farming systems of Wedza District. In: Whitbread A, Pengelly BC (eds), *Tropical legumes for sustainable farming systems in southern Africa and Australia*. ACIAR Proceedings no. 115. Canberra: Australian Centre for International Research. pp 58–64.
- Oberson A, Bünemann EK, Friesen DK, Rao IM, Smithson PC, Turner BL, Frossard E. 2006. Improving phosphorus fertility in tropical soils through biological interventions. In: Uphoff N, Ball AS, Fernandes E, Herren H, Husson O, Laing M, Palm C, Pretty J, Sanchez P, Sanginga N, Thies J (eds), *Biological approaches to sustainable soil systems*. Boca Raton: CRC Press. pp 531–546.
- Odhiambo JJO. 2004. Biomass production and nitrogen accumulation of some dual-purpose legumes in Limpopo province, South Africa. Poster presented at 12th Australian Agronomy Conference, Brisbane, Australia, 26 September – 1 October 2004. Available at http://www.regional.org.au/au/asa/2004/poster/2/5/6/590_odhiambojo.htm.
- Pang J, Tibbett M, Denton MD, Lambers H, Siddique KHM, Bolland MDA, Revell CK, Ryan MH. 2010. Variation in seeding growth of 11 perennial legumes in response to phosphorus supply. *Plant and Soil* 328: 133–143.
- Palo RT, Gowda J, Högborg P. 1993. Species height and root symbiosis, two factors influencing antiherbivore defence of woody plants in East African savannah. *Oecologia* 93: 322–326.
- PRECIS. 2008. Pretoria National Herbarium (PRE) Computerised Information System database. Pretoria: South African National Biodiversity Institute.
- Pugallenti M, Vadivel V, Siddhuraju P. 2005. Alternative food/feed perspectives of an underutilized legume *Mucuna pruriens* var. *utilis*—a review. *Plant Foods for Human Nutrition* 60: 201.
- Real D, Altier N. 2005. Breeding for disease resistance, forage and seed production in *Lotononis bainesii* Baker. *New Zealand Journal of Agricultural Research* 48: 93–100.
- Robertson MP, Barker NP. 2006. A technique for evaluating species richness maps generated from collection data. *South African Journal of Science* 102: 77–84.
- Rootman G, Mabistela M, Pengelly BC. 2004. Selecting potential fodder bank legumes in semi-arid northern South Africa. In: Whitbread A, Pengelly BC (eds), *Tropical legumes for sustainable farming systems in southern Africa and Australia*. ACIAR Proceedings no. 115. Canberra: Australian Centre for International Research. pp 38–43.
- Rumball PJ, Lambert JP. 1980. Plant introduction trials. *New Zealand Journal of Experimental Agriculture* 8: 179–183.
- Rutherford MC, Mucina L, Powrie LW. 2006. Biomes and bioregions of southern Africa. In: Mucina L, Rutherford MC (eds), *The vegetation of South Africa, Lesotho and Swaziland*. *Strelitzia* 19. Pretoria: South African National Biodiversity Institute. pp 30–51.

- Schulze RE. 2007. *South African atlas of climatology and agrohydrology*. WRC Report 1489/1/06. Pretoria: Water Research Commission.
- Sennhenn A, Njarui DMG, Maass BL, Whitbread AM. 2017. Understanding growth and development of three short-season grain legumes for improved adaptation in semi-arid eastern Kenya. *Crop and Pasture Science* 68: 442–456.
- Shearing D, Van Heerden K. 1997. *Karoo. South African Wild Flower Guide* 6. Kirstenbosch: Botanical Society of South Africa.
- Sheoran V, Sheoran AS, Poonia P. 2010. Soil reclamation of abandoned mine land by revegetation: a review. *International Journal of Soil, Sediment and Water* 3: Art. #13.
- Smith A. 1974. Genetiese en sitologiese studies van die genus *Lotononis* Eckl. & Zeyh., met die oog op moontlike teling. MSc thesis, University of Pretoria, South Africa.
- Smith A. 1977. The evaluation of tropical pasture species in the Transvaal. *Proceedings of the Annual Congresses of the Grassland Society of South Africa* 12: 29–31.
- Smýkal P, Coyne CJ, Ambrose MJ, Maxted N, Schaefer H, Blair MW, Berger J, Greene SL, Nelson MN, Besharat N, Vymyslicky T, Toker C, Saxena RK, Roorkiwal M, Pandey MK, Hu J, Li YH, Wang L, Guo Y, Qiu L, Redden RJ, Varshney RK. 2015. Legume crops phylogeny and genetic diversity for science and breeding. *Critical Reviews in Plant Sciences* 34: 43–104.
- Soberón J, Peterson T. 2004. Biodiversity informatics: managing and applying primary biodiversity data. *Philosophical Transactions of the Royal Society B: Biological Sciences* 359: 689–698.
- Sprent JI, Gehlot HS. 2011. Nodulated legumes in arid and semi-arid environments: are they important? *Plant Ecology and Diversity* 3: 211–219.
- Steyn DG. 1934. *The toxicology of plants in South Africa together with a consideration of poisonous foodstuffs and fungi*. London: William Clowes and Sons.
- Strickland RW, Greenfield RG, Ratcliff D. 1999. Evaluation of introduced grasses and legumes for potential as sown forage at Narayan Research Station, subcoastal southeast Queensland, 1970–80. Genetic Resources Communication no. 31. St Lucia, Queensland: CSIRO Tropical Agriculture.
- Suliman S, Tran LSP. 2015. Phosphorus homeostasis in legume nodules as an adaptive strategy to phosphorus deficiency. *Plant Science* 239: 36–43.
- Tjelele TJ. 2006. Dry matter production, intake and nutritive value of certain *Indigofera* species. M. Inst. Agrar. thesis, University of Pretoria, South Africa.
- Truter WF, Botha PR, Dannhauser CS, Maasdorp BV, Miles N, Smith A, Snyman HA, Tainton NM. 2015. Southern African pasture and forage science entering the 21st century: past to present. *African Journal of Range and Forage Science* 32: 73–89.
- Trytsman M. 2013. Diversity and pasture potential of legumes indigenous to southern Africa. PhD thesis, University of Pretoria, South Africa.
- Trytsman M, Van Wyk AE, Masemola EL. 2011. Systematics, diversity and forage value of indigenous legumes of South Africa, Lesotho and Swaziland. *African Journal of Biotechnology* 10: 13773–13779.
- Trytsman M, Westfall RH, Breytenbach PJJ, Calitz FJ, Van Wyk AE. 2016. Diversity and biogeographical patterns of legumes (Leguminosae) indigenous to southern Africa. *PhytoKeys* 70: 53–96.
- Tucker J. 2012. Nutritive value of *Cassia sturtii*, *Sutherlandia microphylla* and *Medicago sativa* for sheep. MSc thesis, University of Pretoria, South Africa.
- Vance CP. 2001. Symbiotic nitrogen fixation and phosphorus acquisition. Plant nutrition in a world of declining renewable resources. *Plant Physiology* 127: 390–397.
- Van Wyk AE, Smith GF. 2001. *Regions of floristic endemism in southern Africa: a review with emphasis on succulents*. Pretoria: Umdaus Press.
- Van Wyk B-E. 1989. A taxonomic study of the genus *Lotononis* (DC.) Eckl. & Zeyh. (Fabaceae, Crotalariaeae). PhD thesis, University of Cape Town, South Africa.
- Venter DB. 2006. An ecological approach to the reclamation and improvement of arid rangelands using adapted fodder plants. MSc thesis, University of Pretoria, South Africa.
- Victor JE, Smith GF, Van Wyk AE. 2016. History and drivers of plant taxonomy in South Africa. *Phytotaxa* 269: 193–208.
- Watt JM, Breyer-Brandwijk MG. 1962. *The medicinal and poisonous plants of southern and eastern Africa* (2nd edn). London: Livingstone.
- Whitbread AM, Ayisi K, Mabapa P, Odhiambo JJO, Maluleke N, Pengelly BC. 2011. Evaluating *Lablab purpureus* (L.) Sweet germplasm to identify short-season accessions suitable for crop and livestock farming systems in southern Africa. *African Journal of Range and Forage Science* 28: 21–28.
- Whitbread AM, Pengelly BC (eds). 2004. *Tropical legumes for sustainable farming systems in southern Africa and Australia*. ACIAR Proceedings no. 115. Canberra: Australian Centre for International Research.
- Wink M. 2013. Evolution of secondary metabolites in legumes (Fabaceae). *South African Journal of Botany* 89: 164–175.