


# Saving large fish through harvest slots outperforms the classical minimum-length limit when the aim is to achieve multiple harvest and catch-related fisheries objectives

Robert N. M. Ahrens<sup>1</sup> | Micheal S. Allen<sup>1</sup> | Carl Walters<sup>2</sup> | Robert Arlinghaus<sup>3,4</sup> 

<sup>1</sup>Fisheries and Aquatic Sciences Program, School of Forest Resources and Conservation, Institute of Food and Agricultural Sciences, University of Florida, Gainesville, Florida

<sup>2</sup>Institute for the Oceans and Fisheries, The University of British Columbia, Vancouver, BC, Canada

<sup>3</sup>Department of Biology and Ecology of Fishes, Leibniz-Institute of Freshwater Ecology and Inland Fisheries, Berlin, Germany

<sup>4</sup>Division of Integrative Fisheries Management, Faculty of Life Sciences, Humboldt-Universität zu Berlin, Berlin, Germany

## Correspondence

Department of Biology and Ecology of Fishes, Leibniz-Institute of Freshwater Ecology and Inland Fisheries, Berlin, Germany.

Email: arlinghaus@igb-berlin.de

## Funding information

European Maritime Fisheries Fund and State of Mecklenburg-Vorpommern, Grant/Award Number: MV-I.18-LM-004 and B 730117000069

## Abstract

We address the problem of optimal size-selective exploitation in an age-structured fish population model by systematically examining how density and size dependency in growth, mortality and fecundity affect optimal harvesting patterns when judged against a set of fisheries objectives. The study offers five key insights. First, while minimum-length limits often maximize the biomass yield, exploitation using harvest slots (i.e. regulations that protect both immature and very large individuals) can generate within 95% of maximum yield; harvest slots also generally maximize the number of fish that are harvested. Second, density dependence in growth and size-dependent mortality predict more liberal optimal size limits than those derived under assumptions of no density and size dependence. Third, strong density dependence in growth maximizes the catch of trophy fish only when modest harvest is introduced; the same holds for numbers harvested, when the stock–recruitment function follows the Ricker type. Fourth, the inclusion of size-dependent maternal effects on fecundity or egg viability has only limited effects on optimal size limits, unless the increase in fecundity with mass (“hyperallometry”) is very large. However, large hyperallometry in fecundity shifts the optimal size limit for biomass yield from the traditional minimum-length limit to a harvest slot. Fifth, harvest slots generally provide the best compromises among multiple objectives. We conclude that harvest slots, or more generally dome-shaped selectivity to harvest, can outperform the standard minimum-length selectivity. The exact configuration of optimal size limits crucially depends on objectives, local fishing pressure, the stock–recruitment function, and the density and size dependency of growth, mortality and fecundity.

## KEYWORDS

Beverton and Holt, *Esox lucius*, hyperallometry, maternal effects, recreational fisheries, Ricker

This is an open access article under the terms of the Creative Commons Attribution License, which permits use, distribution and reproduction in any medium, provided the original work is properly cited.

© 2020 The Authors. *Fish and Fisheries* published by John Wiley & Sons Ltd

## 1 | INTRODUCTION

Traditional harvesting theory has largely been developed under a single management objective—to maximize biomass yield (Beverton & Holt, 1957; Schaefer, 1957)—translated into the long-term goal of directing fishing mortality to levels that guarantee the maximum sustainable yield (MSY) (Larkin, 1977). Single-species age-structured population models widely support the prediction that biomass yield is maximized by implementing sharp size-selectivity in harvest and direct exploitation on ages/sizes where a cohort's biomass peaks (Froese et al., 2016). One common harvest regulation able to safeguard such selectivity is a minimum-length limit (Allen, Ahrens, Hansen, & Arlinghaus, 2013; Clark, Alexander, & Growing, 1980; Jensen, 1981; Maceina, Bettoli, Finely, & DiCenzo, 1998; Ricker, 1945) or more generally size- and/or age-dependent sigmoidal selectivity where small, young and immature fish are protected from harvest and large, old and mature fish are aggressively harvested (Beverton & Holt, 1957; van Gemert & Andersen, 2018).

Management of size-selectivity enjoys substantial support among stakeholders and is particularly prevalent in fisheries where direct management and control of fishing mortality rate, for example through quotas on landings or effort controls, is impossible, too costly or logistically daunting. Examples are recreational fisheries (Arlinghaus, Lorenzen, Johnson, Cooke, & Cowx, 2016; Noble & Jones, 1999) and data-limited small-scale fisheries (Prince & Hordyk, 2019; Wolff, Taylor, & Tesfaye, 2015).

Depending on fishing mortality rates, implementation of minimum-length limits or related regulations that manage the minimum length-at-entry into the fishery may come at the cost of severe age and size truncation, leading to a strong decline or even loss of large and by the same token old fish in exploited stocks (Arlinghaus, Matsumura, & Dieckmann, 2010; Barnett, Branch, Ranasinghe, & Essington, 2017; Beamish, McFarlane, & Benson, 2006; Pierce, 2010). The demise of large fish may negatively affect fishing quality, in particular in fisheries where the catch or harvest of large fish produces relevant benefits to humans (Asche, Chen, & Smith, 2015; Beardmore, Hunt, Haider, Dorow, & Arlinghaus, 2015; Carlson, 2016; Witteveen, 2019). There are also fisheries where intermediate fish sizes ("plate-size fish" or "kitchen fish") generate higher market prices than either smaller or larger individuals (Reddy et al., 2013), suggesting that harvest slots—combinations of minimum and maximum-length limits or generally dome-shaped selectivity to harvest—may be superior harvesting patterns than minimum-length limits under certain fisheries objectives and conditions (Arlinghaus et al., 2010; Ayllón, Nicola, Elvira, & Almodóvar, 2019; Gwinn et al., 2015; Law, 2007).

Indeed, depending on local culture and stakeholder composition (e.g. the mixture of commercial and recreational fishers in a local fishery) biomass yield maximization may not be socially optimal (Johnston, Arlinghaus, & Dieckmann, 2010; Johnston, Beardmore, & Arlinghaus, 2015). In particular, recreational anglers often value other fisheries objectives more strongly than biomass yield, for example the catch of memorable large fish or high catch rates, from

1 INTRODUCTION	484
2 MATERIAL AND METHODS	486
2.1 Model species	486
2.2 Model formulation	487
2.2.1 General modelling approach	487
2.2.2 Mortality	488
2.2.3 Growth	489
2.2.4 Maturation and fecundity	490
2.2.5 Stock-recruitment and size-dependent maternal effects on egg quality	491
2.2.6 Fishing mortality and size-selectivity	491
2.2.7 Management objectives	492
2.2.8 Outline of analysis	492
3 RESULTS	492
3.1 Optimal harvesting in light of single fisheries objectives	492
3.2 Optimal compromise harvest regulations in light of multiple objectives	493
3.3 Optimal harvest regulations with varying fishing pressure	493
3.4 Size limits that produce pretty close outcomes within 95% of the optimal	496
3.5 Impact of hyperallometry in fecundity and size-dependent egg viability on optimal harvest regulations	496
3.6 Generalizability beyond pike and model robustness	496
4 DISCUSSION	498
4.1 Impact of stock recruitment	501
4.2 Density-dependent growth and size-dependent mortality	501
4.3 Size-dependent maternal effects	503
4.4 Pretty good outcomes at the compromise harvest slot	503
4.5 Limitations	503
5 CONCLUSIONS AND IMPLICATIONS	504
ACKNOWLEDGEMENTS	505
CONFLICT OF INTEREST	505
DATA AVAILABILITY STATEMENT	505
REFERENCES	505

which only a portion is taking home for dinner (Arlinghaus et al., 2019). For harvest-oriented recreational fisheries, Gwinn et al. (2015) argued that the number of fish harvested, rather than biomass yield, maybe a more suitable target as higher numbers of acceptably sized fish available for distribution among a large pool of anglers may produce higher overall utility than a maximized biomass yield where the landings are composed by an average larger, but overall fewer fish (Arlinghaus et al., 2010; Ayllón et al., 2019). Many local fisheries

are co-exploited by both commercial and recreational fisheries, for example most coastal fisheries (Arlinghaus et al., 2019). Here, both biomass-oriented (tailored towards commercial fishers) and more catch- or size-oriented fisheries objectives (tailored towards recreational fisheries) will be jointly important. A key question then is which size limit to use to produce acceptable compromises that fulfil a range of often-conflicting objectives without perhaps optimizing any single one (Ayllón et al., 2019; García-Asorey, Escati-Penalosa, Parma, & Pascual, 2011; Gwinn et al., 2015; Koehn & Todd, 2012). Gwinn et al. (2015) presented a single-species age-structured model that suggested harvest slots could constitute such a compromise regulation that maybe superior to classical minimum-length limits in meeting several objectives jointly.

Minimum-length limits have recently come under scrutiny because of conservation concerns associated with strong juvenescence effects (e.g. Anderson et al., 2008; Arlinghaus et al., 2010; Birkeland & Dayton, 2005; Sánchez-Hernández, Shaw, Cobo, & Allen, 2016). Strong declines in highly fecund, large and old fish under intensive fishing may reduce total egg output (Barneche, Robertson, White, & Marshall, 2018; Berkeley, Hixon, Larson, & Love, 2004; Froese, 2004; Hsieh, Yamauchi, Nakazawa, & Wang, 2010) and has been reported empirically and in models to destabilize stock dynamics through a range of poorly understood mechanisms (Anderson et al., 2008; Botsford, Holland, Field, & Hastings, 2014; Hixon, Johnson, & Sogard, 2014; Hsieh et al., 2006, 2010). Recent work has emphasized that traditional assumptions about the scaling of fecundity with fish size maybe wrong, challenging optimal harvesting patterns derived from traditional harvesting theory (Barneche et al., 2018; Hixon et al., 2014). While a linear increase in fecundity with the mass of individual fishes (so-called isometric size-fecundity relationship) is well established in fisheries ecology and a standard assumption in stock assessments (Walters & Martell, 2004), recent studies have suggested two types of often-unaccounted size-dependent maternal effects to be widespread. Firstly, hyperallometric relationships of fish mass and fecundity across a vast range of fish species result in a positive relationship of mass-specific fecundity (i.e. relative fecundity in eggs per female mass) and body weight (Barneche et al., 2018). Secondly, some fish species have been shown to have elevated egg and larval qualities with increasing size and by the same token age and body mass (e.g. Arlinghaus et al., 2010; Berkeley, Chapman, & Sogard, 2004; Bravington, Grewe, & Davies, 2016; Hixon et al., 2014; Venturelli et al., 2010). However, the relevance of both the hyperallometric fecundity reserve associated with large sizes and size-dependent maternal effects on offspring quality for population dynamics and optimal harvesting are matters of debate (Andersen, Jacobsen, & van Denderen, 2019; Arlinghaus et al., 2010; Arnold et al., 2018; Berkeley, Hixon, et al., 2004; Cooper, Barbieri, Murphy, & Lowerre-Barbieri, 2013; Hixon et al., 2014; Marshall, Heppell, Munch, & Warner, 2010; O'Farrell & Botsford, 2006; Shaw, Sass, & VandeHey, 2018). Importantly, the recruitment of the exploited population should already be safeguarded under well-enforced minimum-length limit regulations. One key condition is to set the minimum harvest size above the size-at-maturation (Froese, 2004; Myers

& Mertz, 1998; Prince & Hordyk, 2019) and to control discard mortality (Coggins, Catalano, Allen, Pine, & Walters, 2007; Johnston et al., 2015). However, it is less clear whether such approach navigates properly among possibly competing fisheries objectives while maintaining the reproductive potential of the exploited stock.

Narrative recommendations about which type of size limit to choose to meet fisheries objectives carefully account for the strength of density-dependent growth and degree of natural mortality (Arlinghaus et al., 2016; Brousseau & Armstrong, 1987; FAO, 2012). Yet, most models that have been used to derive insights into optimal size limit assume no density dependence in growth and no size dependency in mortality. For example, the classical yield-per-recruit model of Beverton and Holt (1957) neglects density feedback on individual growth and assumes constant adult mortality. Variants of this model have been intensively studied and used to examine the likely outcomes of a range of minimum-length and other size-based harvest limits in exploited stocks, targeted by both commercial and recreational fisheries (e.g. Campos & Freitas, 2014; Maceina et al., 1998; Sánchez-Hernández et al., 2016; Wolff et al., 2015).

Yet, density dependence is a key regulating factor of most fish stocks (Rose, Cowan, Winemiller, Myers, & Hilborn, 2001). While most fisheries scientists assume, rightly perhaps (Zimmermann, Ricard, & Heino, 2018), that most density dependence happens through juvenile mortality and recruitment early in life, there is increasing evidence that late-in-life density dependence in growth (i.e. growth plasticity) can be important in selected stocks (Lorenzen, 2005; Lorenzen & Enberg, 2002; Zimmermann et al., 2018). When density dependence in growth is strong, particularly in the juvenile stage, minimum-length limits may contribute to stunting under the length limit (Tesch, 1959), thereby eroding the productivity of exploited stocks (Arlinghaus et al., 2016). Such conditions have been implicated to contribute to the growth depression of juvenile cod (*Gadus morhua*, Gadidae) in the Eastern Baltic (Svedäng & Hornborg, 2014) and to strongly affect the dynamics of exploited freshwater top predators (Andersen, Jacobsen, Jansen, & Beyer, 2017; Gilbert & Sass, 2016; Persson et al., 2003; Tesch, 1959). Density-dependent growth may also limit the production of trophy fish when resource limitation at high biomass density constrains individuals from reaching their full growth potential (Sass & Shaw, 2019). Under such conditions, some modest harvesting might release the necessary resources to foster growth and achieve attainment of large body sizes. Despite the prevalence of density-dependent growth in fish stocks, few models examine the costs and benefits of length limits explicitly accounting for growth plasticity (Lorenzen, 2016; Zimmermann et al., 2018).

Many single-stock age-structured models assume constant natural mortality rates in adults (Beverton & Holt, 1957; Froese, Stern-Pirlot, Winker, & Gascuel, 2008; Gwinn et al., 2015; Maceina et al., 1998; Sánchez-Hernández et al., 2016). However, size-dependent natural mortality is widespread in fishes (Andersen, 2019; Lorenzen, 2000; Peterson & Wroblewski, 1984). Together with density-dependent growth, size-dependent mortality can have strong impacts on how fish stocks respond to harvesting and fisheries management interventions (Andersen, 2019; Lorenzen, 2005). In particular, strong

inverse size-dependent mortality benefits large size over small size; therefore, assuming the natural mortality rate  $M$  is constant across the adult life stage may underestimate the population dynamical consequences that protection of large individuals can have in exploited stocks. Additionally, natural mortality rate scales directly with fish productivity (Garcia, Sparre, & Csirke, 1989); hence, stocks with strong size-dependent mortality can likely support larger harvest without collapsing.

Size limits are unlikely to produce optimal outcomes on all dimensions because there are fundamental trade-offs to navigate as the fish population changes in response to harvest. For example, while biomass yield tends to be maximized at intermediate equilibrium biomass, catch rates are maximal under unexploited conditions when abundance is maximal (Beverton & Holt, 1957). Gwinn et al. (2015) used an age-structured model calibrated to several life-history prototypes ranging from short-lived to long-lived species. The model suggested that while minimum-length limits generally maximized biomass yield, harvest slots produced better compromises among the numbers that were harvested and the catch of large, trophy fish. The limitation of the model by Gwinn et al. (2015) relates to the omission of density-dependent growth and size-dependent mortality, and they did not examine the systematic impact of Ricker-type stock recruitment compared to the standard Beverton–Holt stock–recruitment model. Other models have accounted for some of these processes, but these models were calibrated to specific species (e.g. northern pike, *Esox lucius*, Esocidae, Arlinghaus et al., 2010; brown trout, *Salmo trutta*, Salmonidae, Ayllón et al., 2019; catfishes of the genus *Ictalurus*, Ictaluridae, Steward, Long, & Shoup, 2016; lake trout *Salvelinus namaycush*, Salmonidae, Lenker, Weidel, Jensen, & Solomon, 2016; or walleye, *Sander vitreus*, Percidae, Moreau & Matthias, 2018), and the results thus lacked generality. Importantly, none of the cited studies have systematically asked which harvest policy is optimal given a spectrum of fishery objectives. Instead, discrete size limit configurations were modelled in light of single objectives. No study known to the authors has systematically examined the relative performance of sigmoidal and dome-shaped selectivity on fisheries performance across a broad range of fisheries objectives when density-dependent growth, size-dependent mortality and size-dependent hyperallometry in fecundity and egg viability are assumed to be present to various degrees, and stock–recruitment functions vary from Beverton–Holt-type to Ricker type with cannibalistic feedback. Most of the globe's fish stocks analysed so far are regulated through a Beverton–Holt-type stock recruitment, but cannibalistic top predators—common targets particularly of anglers in freshwaters and coastal areas—tend to follow the Ricker model (Szuwalski, Vert-Pre, Punkt, Branch, & Hilborn, 2015). Optimal harvesting is likely to be driven by the stock–recruitment relationship, because cannibalistic feedback can constrain the production of offspring in the Ricker model (Ricker, 1954), but not in the Beverton–Holt (1957) model.

Our objective was to systematically examine the impact of density-dependent recruitment and growth as well as size dependency in mortality and fecundity/egg viability on optimal size limits across

different management objectives and life histories. We asked what type of size-selectivity (i.e. which harvest regulation) is optimal when judged against individual objectives (e.g. biomass yield, number of fish harvested or catch rate) and when judged against an integrative multi-objective function designed to achieve compromises across multiple objectives. The former was done to provide evidence for how to manage a fishery for one type of predominant fisheries stakeholder. The latter approach simulated cases where managers are tasked to jointly suit different stakeholders in one fishery (e.g. commercial and recreational fisheries). Following Gwinn et al. (2015), we hypothesized that harvest slots would produce the best compromise regulation across a wide range of assumptions about density and size dependence in growth, mortality and fecundity/viability. We further expected that increasing degree of density-dependent growth and size-dependent mortality would render optimal harvest regulations more liberal and that the presence of hyperallometry in fecundity and size dependency in egg viability would promote harvest slots to be particularly suited relative to minimum-length limits (Arlinghaus et al., 2010). By evaluating the effects of several life-history characteristics that occur in most fish stocks (e.g. size-dependent and density-dependent growth and mortality, form of the stock–recruit curve), our analysis has broad applicability to management strategies across both recreational and commercial fisheries.

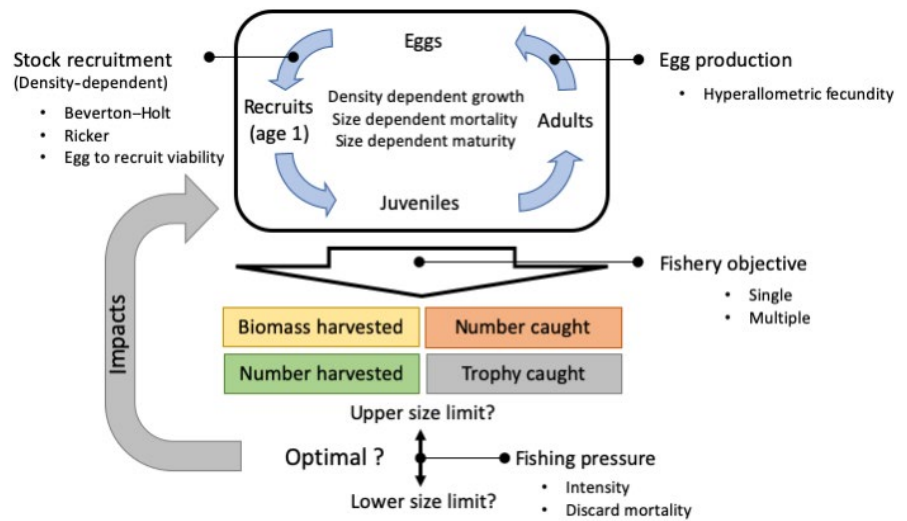
## 2 | MATERIAL AND METHODS

### 2.1 | Model species

The prototypical species that we modelled represented the life history of northern pike (hereafter pike). This species was chosen because it represents an aquatic top predator that is widely distributed in Eurasia and North America in both freshwater and low salinity brackish waters (Skov & Nilsson, 2018). The pike and its close relative, the muskellunge (*Esox masquinogy*, Esocidae), constitute prime fisheries targets throughout their distributional range (Crane et al., 2015). Pike have also colonized brackish coastal ecosystems, for example in the Baltic Sea, where they are co-exploited by commercial and recreational fisheries. Co-exploitation means that possibly conflicting fisheries objectives exist for the same stock that appropriate management regulations must compromise. For example, a jointly exploited stock may be desired to be managed both for as high biomass yield as possible to suit commercial fisheries as well as high catch rate or high catch rate of large trophy fish to suit the desires of recreational anglers.

The pike has a few additional features in its life history that renders it a suitable model to explore its reaction to size limits. Importantly, pike populations are governed by both intracohort as well as intercohort cannibalism (Persson, Bertolo, & Roos, 2006). Therefore, pike mortality is size-related in both males and females (Haugen et al., 2007). Although cannibalism constitutes a key mechanism that should lead to a Ricker-like stock–recruitment relationship (Ricker, 1954), there is uncertainty about which stock–recruitment

**FIGURE 1** Conceptual description of the age-structured fish population model. Bullet points indicate varying processes in the model. The coloured boxes indicate management objectives. The question marks indicate the search for the optimal harvest regulations (in terms of size-selectivity) while accounting for complex population dynamical feedbacks resulting from harvesting (“impacts”) until reaching equilibrium. The colour version of this figure is only available to view online [Colour figure can be viewed at [wileyonlinelibrary.com](http://wileyonlinelibrary.com)]



relationship best describes pike. Published work failed to detect a relationship of spawner stock size and recruitment (Paxton, Winfield, Fletcher, George, & Hewitt, 2009) or reported Ricker-type stock recruitment without explicitly testing different stock-recruit models (Edeline et al., 2008; Langanen et al., 2011; Minns, Randall, Moore, & Cairns, 1996). Pike stocks have been assumed to exhibit density-dependent growth (Arlinghaus, Matsumura, & Dieckmann, 2009), yet other work failed to find evidence for growth plasticity under natural gradients in density (Lorenzen & Enberg, 2002; Mann, 1980). Density dependence in growth, should it exist, will not only affect the compensatory reserve of pike populations and their resiliency to harvest (Beverton & Holt, 1957), but will also affect mortality through its impact on growth rate and thus size-at-age (Lorenzen, 2005).

Pike have been reported to show isometric (i.e. linear) increases in fecundity with mass (Frost & Kipling, 1967), but more recent work suggests that gonad mass as well as egg numbers may scale hyperallometrically with mass (Edeline et al., 2007). In addition, there is evidence for size-dependent maternal effects on egg and larval viability in pike, although few studies exist on this topic (Arlinghaus et al., 2010; Kotakorpi et al., 2013). Therefore, there remains uncertainty about the presence of hyperallometry (i.e. increases in relative fecundity with mass) as well as size or mass-dependent maternal effects on egg quality and/or viability in pike, similar to many other species.

## 2.2 | Model formulation

### 2.2.1 | General modelling approach

Optimal size regulations over a range of fishery objectives were explored using a classical age-structured population model (Walters & Martell, 2004), but with the additional features of including density-dependent population processes affecting both recruitment

and growth as well as size dependence in mortality, maturation and egg production (Figure 1). We varied the stock-recruitment function from Beverton-Holt to Ricker type to represent a large family of cases representing the majority of exploited stocks on the globe. We also allowed for the option of fecundity (egg numbers) to scale hyperallometrically with mass as well as the possibility of a positive linear effect of maternal age on egg-to-recruit survival (i.e. egg/larval viability effect). We contrasted predictions of hyperallometry in fecundity with the standard isometric relationship. The fisheries management objective could be set out of a suite of single objectives (biomass harvested, number harvested, number caught and trophy size caught) as well as the combined utility of all single objectives expressed as a linear combination of a logarithmic form of each objective. This log-scale combined utility function ensured that no single objective of the combined utility function was ignored in searching for an optimal compromise solution (Walters & Martell, 2004). Given a specified management objective, either single objective or combined objective, lower and upper size limits were allowed to vary to maximize the objective given a specified potential fishing intensity (Figure 1), expressed as the instantaneous fishing mortality rate,  $F$ , in relation to the adult natural mortality,  $F/M$ , where  $M$  is the instantaneous natural mortality rate. Note the fishing mortality input into the model was the potential fishing mortality that could be exerted if individuals were fully selected for by the fishery. The ultimate fishing mortality was affected by the selectivity ogive that resulted from the upper and lower size limits selected to maximize a given objective. Given the dependency of the system state on the fishing mortality, including potential discard mortality resulting from the lower and upper size limits as well as the cascading effects resulting from density-dependent growth and size-dependent mortality, equilibrium solutions were found by iterative numerical methods. Model equations as well as parameters descriptions and values are presented in Tables 1 and 2 and are further summarized below. All calculations were done in AD Model Builder (Fournier et al., 2012).

Equation	Description
1 $M_a = M (L_\infty / L_a)^\theta$	Size-dependent natural mortality
2 $\zeta_{a+1} = e^{-M_a} \zeta_a \mid \zeta_1 = 1$	Survivorship unfished
3 $\zeta'_{a+1,t} = e^{-Z_{a,t}} \zeta'_{a,t} \mid \zeta'_{1,t} = 1$	Survivorship fished
4 (a) $L_{a,t} = \alpha'_t + \rho L_{a-1,t} \mid \rho = e^{-k}$ (b) $\alpha'_t = \alpha'_0 \tau \left( 1 + \eta \sum_a N_{a,t} L_{a,t}^2 \right)^{-1} \mid \alpha'_0 = L_\infty (1 - \rho)$ $\eta = (\tau - 1) \left( R_0 \sum_a \zeta_a L_{a,0}^2 \right)$	Density-dependent mean length
5 $w_{a,t} = L_{a,t}^3$	Length - weight conversion
6 $m_{a,t} = \int_{l_{mat}}^{\infty} \left( \sqrt{2\pi\sigma} \right)^{-1} \exp \left[ -\frac{(l-L_{a,t})^2}{2\sigma^2} \right] dl \mid \sigma = L_{a,t} (cv)$	Proportion mature
7 $f_{a,t} = \delta w_{a,t}^c \mid \delta = \frac{\sum_a \zeta_a m_{a,0} w_{a,0}}{\sum_a \zeta_a m_{a,0} w_{a,0}^c}$	Fecundity (egg numbers)
8 $\Omega_{a,0} = \frac{\zeta_a m_{a,0} f_{a,0}}{\sum_a \zeta_a m_{a,0} f_{a,0}}$	Unfished equilibrium proportional egg production
9 $\varphi_{a,t} = \int_{l_{can}}^{\infty} \left( \sqrt{2\pi\sigma} \right)^{-1} \exp \left[ -\frac{(l-L_{a,t})^2}{2\sigma^2} \right] dl \mid \sigma = L_{a,t} (cv)$	Proportion cannibalistic
10 (a) $\bar{\alpha}_0 = \psi (\phi_{e0})^{-1} \mid \phi_{e0} = \sum_a \zeta_a m_a f_a$ (b) $\bar{\alpha}_0 = \sum_a \frac{\Omega_{a,0}}{\phi_{\Omega}} (a_0 + a_s * a) \mid \phi_{\Omega} = \sum_a \Omega_{a,0}$ (c) $\bar{\alpha}_t = \sum_a \Omega_{a,t} (a_0 + a_s * a) \mid \Omega_{a,t} = \frac{N_{a,t} m_{a,t} f_{a,t}}{\sum_a N_{a,t} m_{a,t} f_{a,t}}$	Average maximum egg survival
11 (a) $\beta^{BH} = (1 - \psi) (R_0 \phi_{e0})^{-1}$ (b) $\beta^R = (\psi) (R_0 \phi_{can0})^{-1} \mid \phi_{can0} = \sum_a \zeta_a \varphi_{a,0}$	Density-dependent effect on egg survival for Beverton-Holt (BH) and Ricker (R) recruitment relationships
12 $R_{t+1} = \bar{\alpha}_t E_t g(E_t) \mid \begin{cases} E_t = \sum_a N_{a,t} f_{a,t} m_{a,t} \\ Can_t = \sum_a N_{a,t} \varphi_{a,t} \\ g(E_t) = (1 + \beta^{BH} E_t)^{-1} \\ g(E_t) = e^{-\beta^R Can_t} \end{cases}$	Age 1 recruits
13 $v_{a,t}^c = \int_{l_{min}^c}^{l_{max}^c} \left( \sqrt{2\pi\sigma} \right)^{-1} \exp \left[ -\frac{(l-L_{a,t})^2}{2\sigma^2} \right] dl \mid \sigma = L_{a,t} (cv)$	Selectivity of capture
14 $v_{a,t}^r = \int_{l_{min}^r}^{l_{max}^r} \left( \sqrt{2\pi\sigma} \right)^{-1} \exp \left[ -\frac{(l-L_{a,t})^2}{2\sigma^2} \right] dl \mid \sigma = L_{a,t} (cv)$	Selectivity of retention
15 $p_{a,t}^r = 1 - (v_{a,t}^c - v_{a,t}^r) / v_{a,t}^c$	Proportion of capture retained
16 $Z_{a,t} = M_{a,t} + F_t v_{a,t}^c (p_{a,t}^r + (1 - p_{a,t}^r) D)$	Total mortality
17 $N_{a+1,t+1} = N_{a,t} e^{-Z_{a,t}}$	Numbers over time
18 $C_t^{Br} = \sum_a \frac{F_t v_{a,t}^c p_{a,t}^r}{Z_{a,t}} N_{a,t} (1 - e^{-Z_{a,t}}) w_{a,t}$	Biomass retained
19 $C_t^{Nr} = \sum_a \frac{F_t v_{a,t}^c p_{a,t}^r}{Z_{a,t}} N_{a,t} (1 - e^{-Z_{a,t}})$	Numbers retained
20 $\gamma_{a,t} = \int_{l_{trophy}}^{\infty} \left( \sqrt{2\pi\sigma} \right)^{-1} \exp \left[ -\frac{(l-L_{a,t})^2}{2\sigma^2} \right] dl \mid \sigma = L_{a,t} (cv)$	Proportion trophy fish
21 $C_t^{Nc} = \sum_a \frac{F_t v_{a,t}^c}{Z_{a,t}} N_{a,t} (1 - e^{-Z_{a,t}})$	Total numbers caught
22 $C_t^{Tr} = \sum_a \frac{F_t v_{a,t}^c}{Z_{a,t}} N_{a,t} (1 - e^{-Z_{a,t}}) \gamma_{a,t}$	Trophy fish caught
23 Utility = $\ln(C_t^{Br}) + \ln(C_t^{Nr}) + \ln(C_t^{Nc}) + \ln(C_t^{Tr})$	Combined log-utility

**TABLE 1** Model equations and description. For description of symbols, see Table 2

## 2.2.2 | Mortality

Natural mortality (Equation 1 in Table 1) was modelled as size-dependent following the recommendations and empirical results of Lorenzen

(2000, 2005). Accordingly, size-specific natural mortality was assumed a function of mortality at a reference length (Lorenzen, 2000). For this study, we chose a reference length of  $L_\infty$ , the average asymptotic length of the fish in the population, and calculated the reference

**TABLE 2** Parameters and parameter values, including units and, where relevant, sources

Symbol	Equation	Value	Unit	Source	
<i>a</i>	Age	1–20	year		
<i>t</i>	Time. 0 indicates the unfished state		year		
<i>M</i>	Minimum adult instantaneous natural mortality	1	0.268	year <sup>-1</sup>	Then et al. (2015) (growth-based method)
<i>ϑ</i>	Lorenzen size-dependent mortality power	1	0–1.2 (1)		Lorenzen (2000)
<i>Z</i>	Instantaneous total mortality	2		year <sup>-1</sup>	
<i>L<sub>∞</sub></i>	Von Bertalanffy growth function (model) (VBGF) mean asymptotic length. Scaled to 1 in model	4	100	cm	Gwinn et al. (2015)
<i>k</i>	VBGF growth coefficient	4	0.19	year <sup>-1</sup>	Gwinn et al. (2015)
<i>cv</i>	Coefficient of variation in VBGF	6	0.13		Frost and Kipling (1967)
<i>τ</i>	Relative increase in age 1 size at low density	4	1–1.5 (1.11)		Lorenzen and Enberg (2002)
<i>l<sub>mat</sub></i>	Length at which maturity occurs	6	0.378	Relative to <i>L<sub>∞</sub></i>	Gwinn et al. (2015)
<i>ς</i>	Power parameter relating fecundity to weight	7	1, 1.29, 2		Barneche et al. (2018)
<i>l<sub>can</sub></i>	Relative length individuals become cannibalistic	9	0.6	Relative to <i>L<sub>∞</sub></i>	Assumed
<i>ψ</i>	Relative improvement of egg-to-recruit survival at low egg production	10	6.1		Myers, Bowen, and Barrowman (1999)
<i>a<sub>s</sub></i>	Slope of the age-specific egg survival function	10	0, 0.5		Arlinghaus et al. (2010)
<i>R<sub>0</sub></i>	Unfished equilibrium recruitment	11	1		
<i>l<sub>min c</sub></i>	Minimum length at capture	13	0.25	Relative to <i>L<sub>∞</sub></i>	Gwinn et al. (2015)
<i>l<sub>max c</sub></i>	Maximum length at capture	13	1.6	Relative to <i>L<sub>∞</sub></i>	Set above maximum possible length
<i>l<sub>min r</sub></i>	Minimum length at retention. Fit in optimization	14		Relative to <i>L<sub>∞</sub></i>	
<i>l<sub>max r</sub></i>	Maximum length at retention. Fit in optimization	14		Relative to <i>L<sub>∞</sub></i>	
<i>F</i>	Instantaneous fishing mortality on individuals with a selectivity of 1	16	0.05–3 (2)	Relative to <i>M</i>	
<i>D</i>	Discard mortality rate	16	0.078		Hühn and Arlinghaus (2011)
<i>l<sub>trophy</sub></i>	Length above which a fish is considered a trophy	20	1	Relative to <i>L<sub>∞</sub></i>	Neumann et al. (2012)

Note: Values in parentheses are those when the effects were held constant.

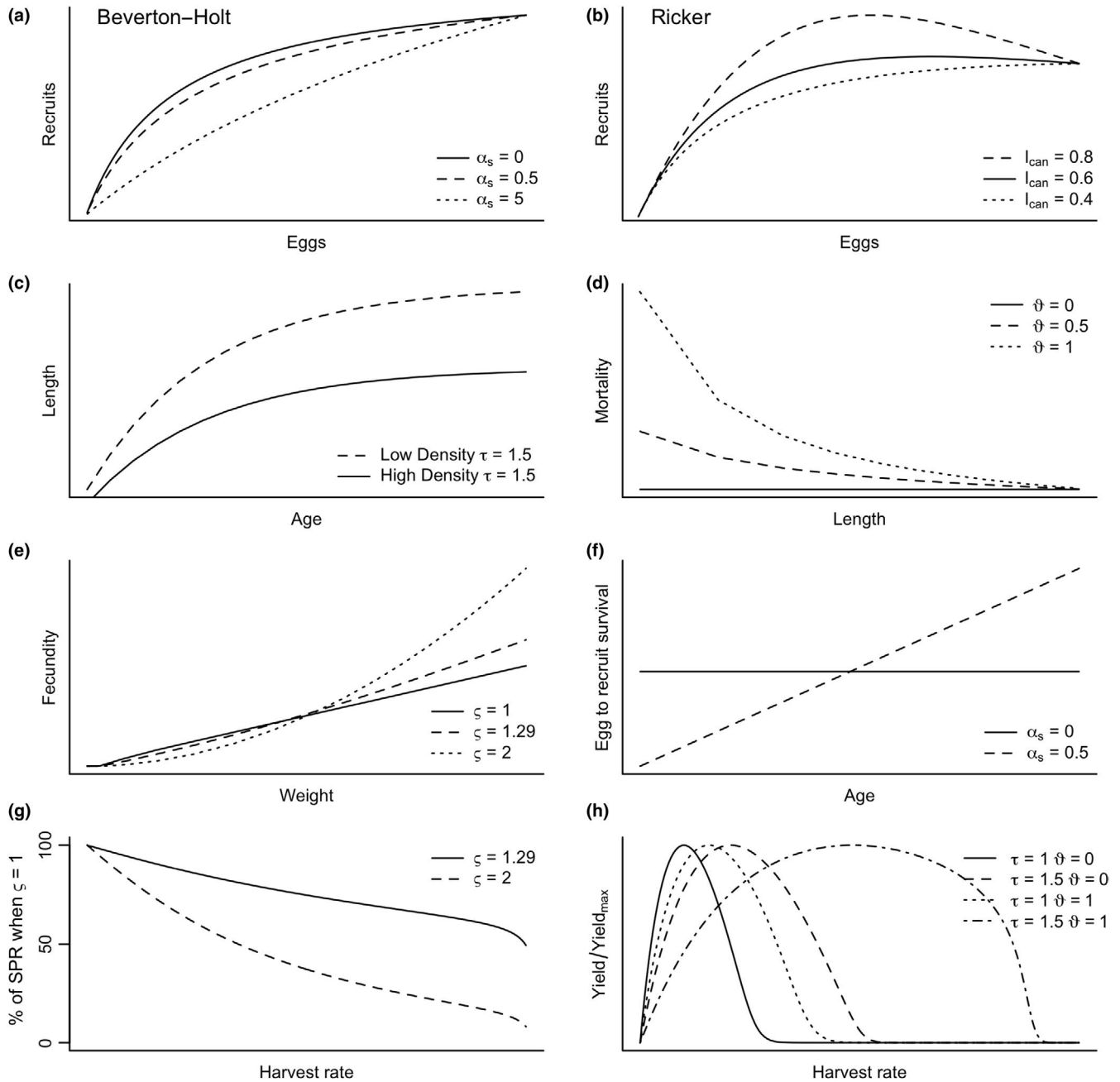
mortality at *L<sub>∞</sub>* following the growth-based method proposed by Then, Hoenig, Hall, and Hewitt (2015). To achieve a decline in natural mortality with increasing length of fish, the reference mortality at *L<sub>∞</sub>* was multiplied by the ratio of the length at the reference age (*L<sub>∞</sub>*) and length at a given age raised to a power *ϑ* (Equation 1 in Table 1) as in Lorenzen (2000). In our model, we explored optimal size limits over a range of the strength of size dependency in mortality by varying *ϑ* in Equation (1) from 0–1.2. The result was a decline in age-specific mortality with increasing size-at-age. Typical shapes of the size-dependent mortality are shown in Figure 2d. Across a range of species stocked at different sizes, Lorenzen (2000) found the most suitable value for the power *ϑ* to be 1 (called *c* in Lorenzen, 2000). This value was used when size-based harvest policies were explored over a range of harvesting pressures.

### 2.2.3 | Growth

Growth was assumed to follow the standard von Bertalanffy growth curve (von Bertalanffy, 1938) modelled using the Ford-Walford (Ford,

1933; Walford, 1946) linear equation (Equation 4 in Table 1). Density-dependent changes in growth were modelled assuming a relative increase (*τ*) in the size-at-age1 as population density declined, where the population density effect was assumed proportional to “metabolic biomass” as the sum of the lengths squared in the population (rather than biomass) following recommendations by Walters and Post (1993). The relative increase in size with reduced population density was varied from 1–1.5 (for a possible effect on size-at-age, see Figure 2c). When size-based harvest policies were explored over a range of harvesting pressure, a fixed value for density dependence of growth of 1.11 (i.e. 11% decline in *L<sub>∞</sub>* from low to maximum population density) was used as the average value reported by Lorenzen and Enberg (2002) for fish populations showing density dependence in growth.

Weight (i.e. mass at length) was modelled as the cube of length as is typical for fish (Walters & Martell, 2004). The combined effect of size-dependent mortality and density-dependent growth on relative yield can be seen conceptually in Figure 2h with both effects increasing the optimum harvest rate when judged as the harvest rate maximizing biomass yield.



**FIGURE 2** Key biological processes in the model and conceptual description of prototypical influences on biological and productivity rates. Notation follows Table 2

### 2.2.4 | Maturation and fecundity

Maturity-at-age was calculated as the proportion of individuals of a given age above a size threshold for maturation assuming variation in size-at-age was normally distributed around the von Bertalanffy growth curve with a constant coefficient of variation (Equation 6 in Table 1) as is common in age-structured population models (Walters & Martell, 2004). Hyperallometry in fecundity with body weight was modelled as a power function of weight (Equation 7 in Table 1) and scaled so that mean unfished eggs per recruit in the counterfactual isometric case (where absolute fecundity scaled linearly with

body weight  $\zeta = 1$ ) was the same under the hyperallometric case (Figure 2e). When hyperallometry in fecundity was explored relative to the isometric case, exponent values of 1.29 and 2 were used for the power  $\zeta$  of the mass-fecundity (egg number) scaling. An average value of the exponent of 1.29 across a wider range of marine fish species was reported in Barneche et al. (2018) for the weight-reproductive energy output scaling, while an average exponent of 1.18 was reported across species when only batch fecundity was considered. Marshall et al. (unpublished data) presented an improved scaling of 1.89 for 26 species exhibiting repeat spawning. We thus choose a value of 1.29 to represent an extreme average case and also explored a scaling exponent of 2 as the maximum exponent of



the weight-fecundity relationship observed across several species by Barneche et al. (2018). The quite dramatic effect of hyperallometry on spawning potential ratio (SPR) can be seen in Figure 2h where the per cent difference in SPR between the hyperallometric and isometric cases is shown.

### 2.2.5 | Stock–recruitment and size-dependent maternal effects on egg quality

Both the Beverton–Holt (1957) and Ricker (1954) models for age-1 recruitment were modelled using Botsford incidence functions (Botsford, 1981a, 1981b) following the methods for deriving equilibrium parameter values from Walters and Martell (2004) (Equations 8–12 in Table 1, Figure 2a,b). For both the Beverton–Holt and Ricker models, the maximum egg-to-recruit survival rate was calculated as the relative improvement in egg-to-recruit survival at low egg densities, known as the Goodyear compensation ratio ( $\psi$ ) (Goodyear, 1980), times the egg-to-recruit survival rate in the unfished state (which reduces the reciprocal of eggs-per-recruit ( $\phi_{e0}$ ) in the unfished state) (Equation 10a in Table 1). The Beverton–Holt scaling parameter ( $\beta$ ), affecting how egg to age 1 survival changes as a function of total egg numbers, was modelled as a function of the unfished equilibrium number of recruits ( $R_0$ ),  $\psi$ ,  $\phi_{e0}$  (Equation 11a in Table 1). For the Ricker model,  $\beta$  was modelled as a function of  $R_0$ ,  $\psi$ , and the lifetime cannibalism impact per recruit ( $\phi_{can0}$ ) (Equation 11b in Table 1). The proportion of individuals cannibalistic at each age was modelled similar to natural mortality (Claessen, Roos, & Persson, 2004). Survival to age 1 then varied as a function of the total number of cannibals in the population. As a higher proportion of individuals in the population became cannibalistic (a lowering of the size threshold), the Ricker model approached the Beverton–Holt form (Figure 2b). The cannibalism size threshold set for simulations was 60% of  $L_\infty$  so that the Ricker recruitment curve had a dome shape. This produced enough contrast between the two recruitment models. Sensitivity analysis of this and all other key parameters (Table 2) was completed to see whether the size limits optimizing biomass yield were elastic to parameter changes.

To explore the possible effect of increasing egg-to-recruit survival (size-dependent egg viability effect) with maternal age (and hence average size), maternal age-specific egg to age 1 survivals were modelled as a linear function of age (Equation 10b in Table 1). If the slope ( $a_s$ ) of the age/survival relationship is specified (e.g. a 2.5 relative increase in egg-to-recruit survival from first-time spawners at age 4 to age 9 females), then the intercept ( $a_0$ ) can be solved for to ensure that the maximum egg-to-recruit survival rate is equal to that when no maternal age effect is assumed ( $a_s = 0$ ) (Figure 2f). The solution for  $a_0$  depends upon the age-specific proportional egg production ( $\Omega_{a,0}$ ) absent of harvest (Equation 8 in Table 1), the lifetime proportional egg production per recruit ( $\phi_\Omega$ ), and the slope ( $a_s$ ) (rearrangement of Equation 10b in Table 1). The viability effect of

the maternal age relationship as we represented it can be seen in Figure 2a for the Beverton–Holt model: as the population declines through fishing and the older age classes are lost, the overall maximum egg-to-recruit survival declines resulting in a lower slope of the recruitment curve. Thus, as older individuals are removed the population becomes less productive because their proportional contribution to egg production ( $\Omega_a$ ) declines resulting in a decline in the egg to age 1 survival rate ( $\bar{\alpha}_1$ ) (Equation 10c in Table 1). Note, however, that quite large relative differences in relative eggs-to-recruit survival are needed to cause large changes in the recruitment curve. When viability was modelled, a slope of 0.5 was used, representing a 2.5-fold higher egg quality of old pike relative to first time spawners as reported by Arlinghaus et al. (2010) from experiments in ponds.

### 2.2.6 | Fishing mortality and size-selectivity

Probability of capture and retention (Equations 13 and 14 in Table 1) were modelled as the proportion of individuals between the lower and upper size limits (representing size-selectivity) assuming variability in growth was normally distributed around the von Bertalanffy growth curve with a constant coefficient of variation. The minimum length at capture was set at 25% of the maximum  $L_\infty$ , as in Gwinn et al. (2015), assuming that the very small fish are not vulnerable to capture (e.g. due to gape limitations in relation to hook sizes or minimum mesh sizes). Upper and lower limits for the retention probability were selected in our model to optimize predefined management objectives at equilibrium. The difference between the capture and retention curves determined the proportion of individuals captured that were retained (Equation 15 in Table 1), and individuals not retained were subjected to a release (i.e. discard or hooking) mortality (Equation 16 in Table 1) as per Coggins et al. (2007). A mortality rate of 7.8% was used for the proportion not retained as this was the average hooking mortality reported in Hühn and Arlinghaus (2011) for pike that were angled.

Numbers at age were updated assuming continuous mortality (Equation 17 in Table 1); a plus group for ages older than 20 years was not used because the mortality rates in our model resulted in age 20 being the maximum age (in agreement with reports in pike, Raat, 1988). Biomass and numbers harvested were calculated using the Baranov (1918) catch equation with appropriate accounting for capture and retention (Equations 18 and 19 in Table 1). The proportion of individuals at each age greater than the average  $L_\infty$  was used to calculate trophy catch (Equation 20 in Table 1), assuming variability in growth was normally distributed around the von Bertalanffy growth curve with a constant coefficient of variation. This threshold comes from work by Neumann, Guy, and Willis. (2012) in recreational fisheries and personal knowledge that a pike of about 100 cm is considered a trophy in many cultures. Total trophy fish caught as well as numbers caught (not to be confused with harvest) were calculated using the Baranov catch equation (Equations 21 and 22 in Table 1) and the appropriate age-specific capture probability.

## 2.2.7 | Management objectives

Four management performance measures (biomass yield, numbers harvested, trophy catch and numbers captured as index of catch rate) were explored. All four management measures were then combined when exploring a compromise management objective, as the sum of the natural logarithms of the values of each objective (Equation 23 in Table 1) following Walters and Martell (2004), but we also tested combinations of the biomass yield objective with one, two or three additional objectives. Results were robust whenever one additional catch-based objective was added to the biomass yield objective. We thus decided to drop the objective of numbers harvest and focused on biomass yield, catch numbers and catch of large fish in the combined utility function presented in the results. All base simulations were run at a value of the instantaneous fishing mortality rate  $F = 0.51$  (representing an annual percentage harvest rate of 40%, regularly reported for pike, Pierce, Tomcko, & Schupp, 1995), which together with the estimate of the instantaneous natural mortality rate  $M = 0.268$  resulted in an estimate of  $F/M$  of about 1.9. At such fishing mortality rates, fish stocks are growth overfished (Walters & Martell, 2004; Zhou, Yin, Thorson, Smith, & Fuller, 2012) and may thus benefit from control of fishing mortality, implemented through size limits in our model.

## 2.2.8 | Outline of analysis

We explored the size limits (minimum-length limits or the combination of a maximum with a minimum-length limit creating a harvest slot) that optimized either single objective (biomass yield, numbers harvested, trophy catch or numbers caught) or a combined objective function representing the sum of the natural logarithm of biomass yield, trophy catch and numbers caught at equilibrium. We also explored other combinations of a biomass yield and one or more of the other objectives, but results were qualitatively identical and thus only the three-objective combined utility function is reported. Simulations (and results) proceed in four steps:

1. First, optimal regulations for scenarios of varying density dependence in growth and size dependency in natural mortality were explored for the base case of a low size at first capture and high fishing mortality rate  $F/M$  of 1.9 that strongly exceeded the fishing mortality rate that would produce maximum sustained yield (MSY) (Walters & Martell, 2004; Zhou et al., 2012). This "forced" the implementation of size limits to control unsustainable fishing mortality to meet management objectives. We also tracked the outcomes for each of the four management objectives at the best compromise regulations in the multi-objective utility function to study how well each objective performed at the best compromise relative to the maximum possible.
2. Second, we fixed density dependence in growth and size dependency in natural mortality at average levels commonly reported for assessed fish stocks following Lorenzen (2000) and Lorenzen

and Enberg (2002), and explored optimal size limits across a wide range of fishing mortality rates  $F/M$ .

3. The initial two steps explored the best-performing size limits. However, alternative size limits may produce equally good outcomes (Hilborn, 2007), which we defined as the size limit within 95% of the maximum value for each of the four objectives and the multi-objective utility function. To find such outcomes, we, third, searched for the regulation combinations that produced results within 95% of the optimum using a grid search, again fixing the density dependence in growth and the size dependency in natural mortality as per the typical values reported for fish stocks (see step 2).
4. Fourth, by turning again to an unsustainable maximum fishing mortality rate of roughly  $F/M$  of 1.9 as in step 1, we explored the effect of assumptions about hyperallometry in mass-fecundity scaling and a size dependency in egg viability on optimal size limits. We chose commonly reported values (e.g. an exponent of the mass-fecundity relationship of 1.29, Barneche et al., 2018 and a 2.5-fold higher egg viability of the oldest relative to the first time spawners, Arlinghaus et al., 2010; Berkeley, Chapman, et al., 2004; Bravington et al., 2016; Venturelli et al., 2010) as well as extreme values for both parameters (e.g. an hyperallometric exponent of 2) to examine generic patterns.
5. Finally, we explored the generality of the above results by representing a fast-productive life history and a slow-unproductive life-history prototype as extreme cases that encompass many of the stocks exploited around the globe. To represent the fast-productive life-history, the adult instantaneous natural mortality, the von Bertalanffy growth coefficient and the relative improvement of egg-to-recruit survival at low egg production were doubled relative to the values in Table 2. For the slow-unproductive life-history, these values were halved. General model sensitivity to key model parameters (Table 2) was assessed by independently varying each parameter by  $\pm 20\%$  and examining the change in the optimal size limit for biomass yield. To ascertain the specific impact of discard mortality rates on regulation effectiveness, model runs at a discard mortality rate of 30% (rather than 7.8% as in Table 2) was also explored for the baseline life-history. Simulations of two extreme life histories and general model sensitivity represented the possible applicability of the pike model to other life histories (i.e. species or populations) by examining the robustness of the results.

## 3 | RESULTS

### 3.1 | Optimal harvesting in light of single fisheries objectives

For the parameter set chosen and at fishing mortality strongly exceeding the minimum natural mortality rates of adults  $M$  (i.e. for  $F/M = 1.9$ ), a minimum-size limit maximized equilibrium biomass yield independent of which stock-recruitment relationship was assumed (Figure 3). The optimal minimum-size limit became more liberal as the degree of density dependence and size-dependent mortality increased, with the

effect of size-dependent natural mortality being somewhat stronger than the effect of density-dependent growth (Figure 3).

Harvest slots, or more generally dome-shaped selectivity, optimized the numbers harvested, independent of the stock–recruitment model (Figure 3). As before, as the degree of density dependence in growth and size dependency in mortality increased, the harvest slot became more liberal (i.e. widened), accommodating increased harvest. These effects were somewhat stronger under Beverton–Holt stock recruitment compared to Ricker-type stock recruitment, which relates to differences by which survivorship relates to productivity ( $F_{MSY}$ ) in the two stock–recruitment models (see Martell, Pine, & Walters, 2008 for details).

Harvest slots were also the optimal policy when maximizing the catch (rather than the harvest) of trophy fish. However, this effect was only present when density dependence in growth was strong, indicating that negative effects on growth at high density severely reduced the number of fish reaching trophy sizes supporting modest harvest through harvest slot-type regulations (Figure 3). By contrast, given weak density dependence in growth, catch-and-release (i.e. a zero harvest policy) was identified as the optimal regulation for trophy catch under both Ricker and Beverton–Holt stock recruitment. When a harvest slot was optimal at strong density dependence in growth, strong size-dependent mortality narrowed the optimal width of the harvest slot for both stock–recruitment curves—an effect somewhat more pronounced with Ricker recruitment.

The numbers captured were maximized through a total catch-and-release policy in the case of Beverton–Holt recruitment. That is, zero harvest was optimal for keeping the abundance at maximal levels, in turn maximizing the catch rate. The situation was different under Ricker stock recruitment. Here, at low levels of size-dependent mortality, a total catch-and-release policy maximized catch rates, but at high levels of size-dependent mortality a harvest slot was optimal for achieving high catch numbers. The reason was that the resulting mortality shifted the recruitment to the maximum point in the Ricker curve, thereby increasing abundance and hence catch rates.

### 3.2 | Optimal compromise harvest regulations in light of multiple objectives

Harvest slots turned out to be the optimal harvest regulation when considering multiple fisheries objectives—biomass yield, numerical harvest, trophy catch and catch rate—jointly in the log-utility function. This result was independent of the stock–recruitment relationship and was also independent of density dependence in growth and size dependency in natural mortality (Figure 4). As before, as the strength of density dependence and size dependence increased, the harvest slot widened, allowing more intensive harvesting. Ricker-type stock recruitment allowed more aggressive harvesting compared to the Beverton–Holt case because exploitation reduced the degree of cannibalistic control through the larger size classes on recruits. The results shown in Figure 4 for a log-utility function encompassing biomass yield, catch numbers and trophy catch as objectives

were equivalent when just one additional objective was considered in addition to biomass yield (not visualized for space reasons).

The fisheries outcomes using a harvest slot as a compromise regulation achieved pretty good outcomes for each of the four performance measures relative to the maximum possible outcome for each of the objectives (Figure 5). As characteristic for a compromise, no single measure was maximized under the compromise harvest slot. Yet, in all cases, the average outcomes were >50% of the maximum possible, which we interpret as “pretty good” in the spirit of Hilborn (2007). The compromise harvest regulation achieved over 90% of the maximum possible harvest numbers under both the Ricker and Beverton–Holt scenarios. The Beverton–Holt compromise regulation also achieved among 60% and 70% of the maximum in the catch of trophies and the numbers harvested, and roughly 55% of the maximum biomass yield, on average. The Ricker compromise harvest slot performed better at the biomass yield level, with a value closer to 70% and poorer than the Beverton–Holt case on the trophy catch (only slightly above 50% of the global maximum).

### 3.3 | Optimal harvest regulations with varying fishing pressure

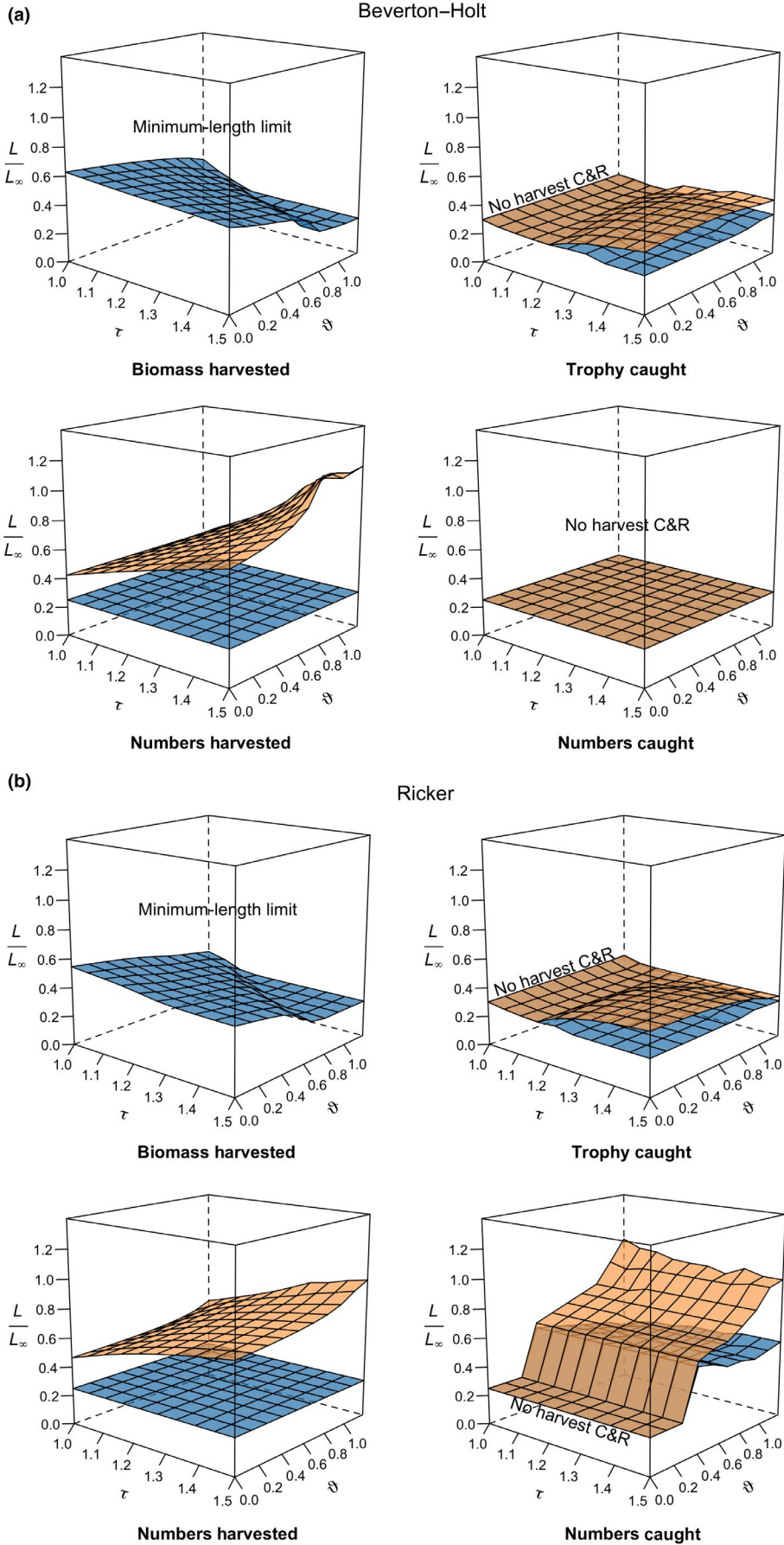
Fixing density dependence in growth and size-dependent mortality at parameter values commonly reported for exploited fish stocks allowed systematic examination of how the optimal harvest policies varied with total fishing pressure. At equilibrium, minimum-length limits were the optimal harvest regulation for maximizing biomass yield across a large fishing pressure gradient (Figure 6). However, particularly under Ricker stock recruitment, harvest slots started to appear as optimal for biomass yield when fishing pressure was high.

Harvest slots started to constitute the optimal regulation for maximizing harvest numbers at fishing mortality rates of  $F$  exceeding 0.5  $M$ . At lower fishing mortality rates, the minimum-length limits were equivalent to the minimum capture size (25% of mean  $L_\infty$ ), indicating no regulation at all was needed at low fishing mortality rates.

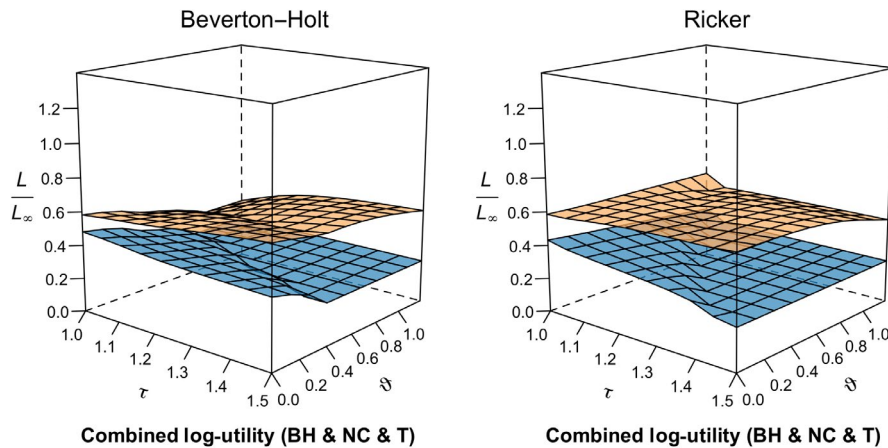
The catch of trophy fish was optimized by a zero harvest policy, independent of the fishing pressure (Figure 6). Similarly, a no harvest policy was revealed as the optimal regulation to maximize catch in numbers under Beverton–Holt stock recruitment across the fishing pressure gradient. However, when the stock–recruitment function followed a Ricker form, catch numbers (and hence abundance) were maximized with a harvest slot, independent of the fishing pressure (Figure 6).

Independent of the stock–recruitment curve and the local fishing mortality, harvest slots best compromised among the four fisheries management objectives. With increasing fishing pressure, the width of the optimal harvest slot narrowed, indicating constrained harvesting with higher fishing pressure was optimal.

The different optimal harvest regulations had characteristic impacts on the age structure of the stock and the relative contribution of different age classes to total egg production (Figure 6). This



**FIGURE 3** Impact of degree of density-dependent growth and size-dependent natural mortality on optimal size-selectivity for four fisheries objectives (size-selectivity is represented by  $L/L_\infty$  where  $L_\infty$  is the mean theoretical maximum length of the von Bertalanffy growth model and  $L$  is length of fish so that  $L/L_\infty$  represents the lower or upper bound of the size limit. The lower plane (blue) shows optimum minimum-length limits and the upper plane (orange), when present, the optimum maximum-size limit, together forming a harvest slot. Note the maximum-size limit is only impactful when it is below  $1.4 L_\infty$ , which is why a minimum-length limit is optimal for biomass yield. Whenever the planes diverge into two surfaces, a harvest slot is the optimal harvest regulation. Results are shown for Beverton–Holt (top panels) and Ricker-type (bottom panels) stock recruitment across four management objectives.  $\tau$  describes the degree of density-dependent growth, and  $\vartheta$  describes the degree of size-dependent natural mortality. C&R = catch-and-release indicating that the minimum and the maximum limits are identical, effectively creating a no harvest scenario. The colour version of this figure is only available to view online [Colour figure can be viewed at [wileyonlinelibrary.com](http://wileyonlinelibrary.com)]

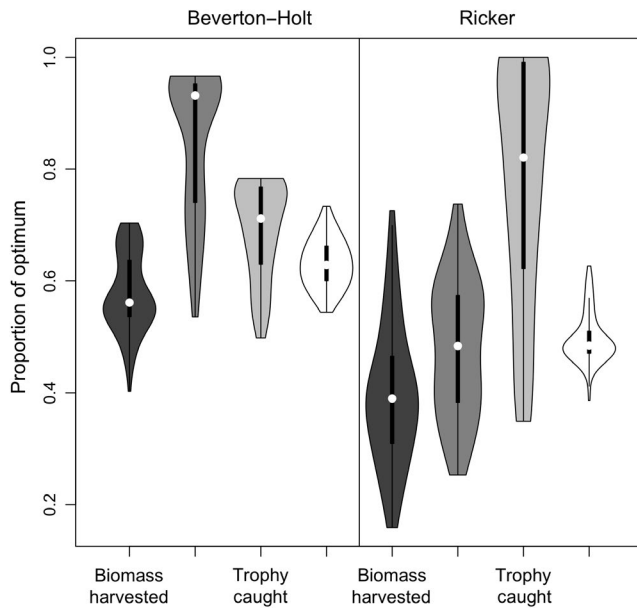


**FIGURE 4** Optimal compromise harvest regulation when using a combined log-utility function to integrate three management performance measures shown in Figure 3 (BH = biomass yield, NC = numbers captured, T = trophy catch). The impact of degree of density-dependent growth and size-dependent natural mortality on optimal size-selectivity is represented by  $L/L_\infty$  where  $L_\infty$  is the mean theoretical maximum length of the von Bertalanffy growth model and  $L$  is length of fish so that  $L/L_\infty$  represents the lower or upper bound of the size limit. The lower plane (blue) shows the optimum minimum-length limits and the upper plane (orange), when present, the optimum maximum-size limit. Whenever the planes diverge into two surfaces, a harvest slot is the optimal harvest regulation. Results are shown for Beverton–Holt (left panel) and Ricker-type (right panel) stock recruitment.  $\tau$  describes the degree of density-dependent growth, and  $\vartheta$  describes the degree of size-dependent natural mortality. The result of a harvest slot being optimal was robust to different combinations of yield or catch-based objectives, whenever one additional objective other than biomass yield entered the combined utility function. The colour version of this figure is only available to view online [Colour figure can be viewed at [wileyonlinelibrary.com](http://wileyonlinelibrary.com)]

is most clearly seen when comparing the distribution of eggs by age class under the optimal regulations for biomass yield relative to those that optimize numerical harvest. Under the biomass maximization objective, a strong juvenescence effect is visible, and the bulk of the eggs were produced by young age classes. By contrast, the implementation of harvest slots to maximize numbers harvested reversed the juvenescence effect, and the relative contribution or older ages to egg production increased as the harvest slot narrowed (Figure 6). Essentially, with a harvest slot the older age classes served as the reservoir to produce new recruits, which were intensively harvested as long as they continued to grow into the slot. However, under Ricker-type stock recruitment the rather wide harvest slot needed to produce maximum recruitment and hence maximum catch rates resulted in a strong juvenescence effect, indicating that the large cannibals were the ones that were removed if the aim was to increase catch rates. By contrast, the compromise regulation achieved a very balanced age structure, represented by a relatively even contribution of different age classes to the total eggs, mirroring the pattern under no harvest (see the trophy panel in Figure 6).

### 3.4 | Size limits that produce pretty close outcomes within 95% of the optimal

Several regulation combinations produced outcomes that were equivalent or pretty close to each other. We examined this pattern by searching for all size limits that produced outcomes within 95% of the optimum (Figure 7, the optimum size limits for comparison are shown in Figures 3–6). In many cases, harvest slots produced similar outcomes as minimum-length limits alone (Figure 7). For example, a minimum-length limit was found to be the single optimal regulation to maximize biomass yield for a wide range of fishing pressures for both Beverton–Holt and Ricker-type stock recruitment (Figure 6). However, implementing a modestly large maximum-size limit in addition a small minimum-length limit produced biomass yield within 95% of the maximum possible over a wide range of fishing pressures (Figure 7). For example, at a fishing pressure of  $F/M = 1$  minimum-length limits ranging from 0.25 to slightly above 0.4 of  $L_\infty$  would in combination with a maximum-size limit of  $>0.8$  of  $L_\infty$  create similar outcomes for yield within 95% of the maximum.



**FIGURE 5** Outcomes at the optimal compromise harvest slot (from Figure 4) for the entire set of ecological scenarios of density dependence in growth and size dependence in natural mortality shown in Figure 3 across four objectives. We define pretty good outcomes when each objective is larger than 50% of the maximum theoretically possible for the parameter set that was chosen. All objectives met that criterion

Optimizing the harvest numbers would require keeping the minimum-length limit low, confined to about 0.25 of  $L_{\infty}$  across all fishing pressures, but adding a maximum-length limit of a wide range would create similar outcomes for harvest numbers. The higher the fishing pressure, the lower the maximum-length limit would need to be to achieve pretty close results, but this opportunity of flexible upper limits with similar outcomes vanished to a confined harvest slot at  $F/M$  of about 2 under both Beverton-Holt and Ricker (see also Figures 3 and 6 showing a scenario for  $F/M$  of about 1.9).

Optimum outcomes for trophy catch depended on catch-and-release (indicated by minimum and maximum-length limits being identical, visualized along the horizontal x-axis in Figure 7) unless the fishing pressure was low. At low fishing pressure, the impact of undesired discard mortality vanished, in which case a wide range of harvest slots and associated combinations of minimum and maximum-length limits were conceivable to produce equally good outcomes for trophy catch.

Similarly, for numbers captured, the zero harvest optimal policy could be substituted by a wide range of size limits achieving equally good results at low fishing pressure for both recruitment models. As fishing pressure increased, these options reduced to the retention of only the largest individuals in the Beverton-Holt model and the emergence of a harvest slot limit and low size limit in the Ricker model.

When seeking the best compromise regulation, very limited flexibility was predicted. Under basically all cases of fishing mortality, a confined harvest slot was found to be best, with the upper limit decreasing as the fishing pressure increased. The minimum-length limit

of this optimal compromise was consistently small and offered very limited leverage if the goal was to achieve within 95% of the maximum possible outcome for the compromise.

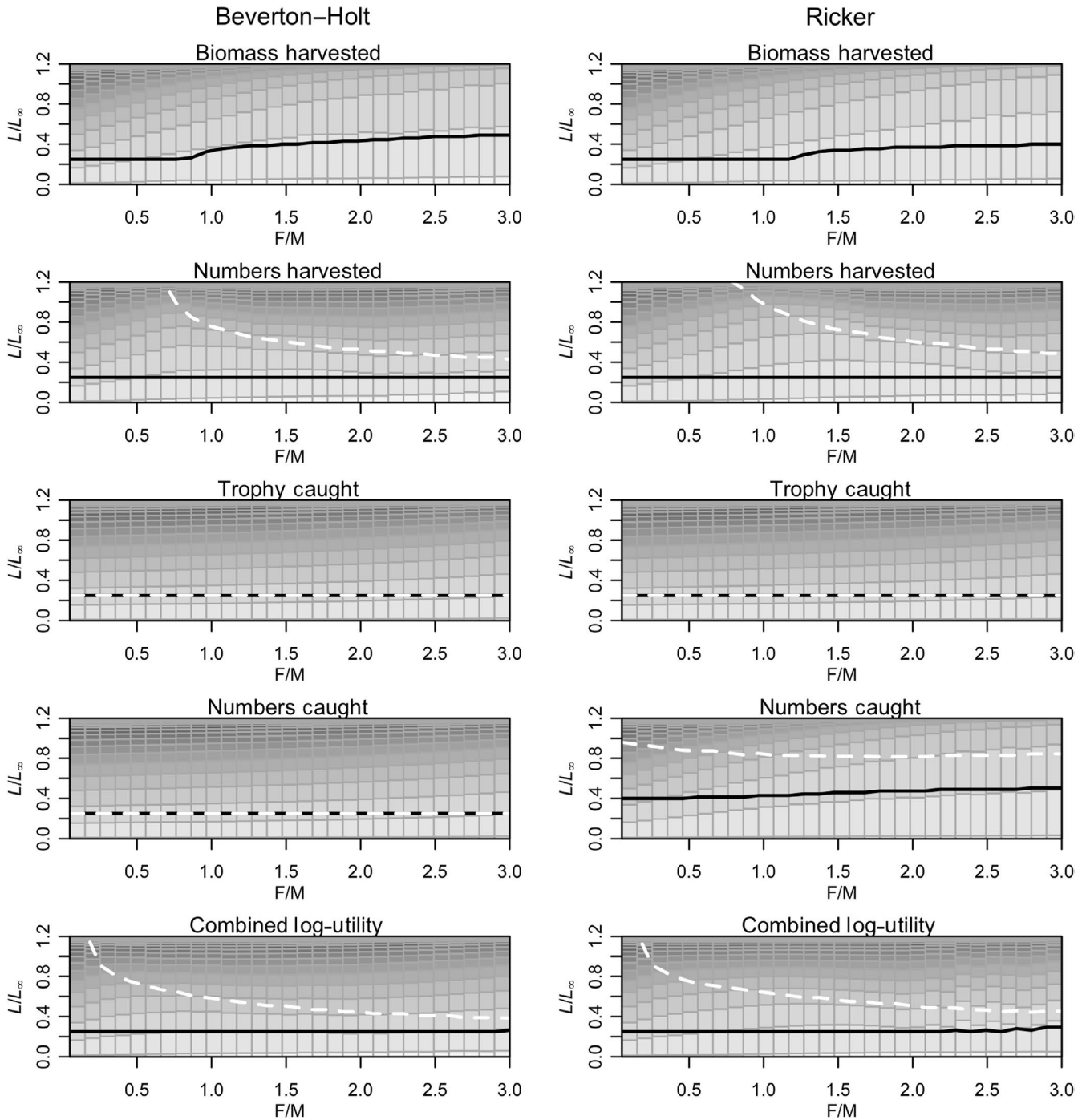
### 3.5 | Impact of hyperallometry in fecundity and size-dependent egg viability on optimal harvest regulations

The introduction of size-dependent maternal effects, both in terms of egg production (fecundity increasing non-linearly with mass with an exponent of either 1.29 or 2) and egg viability (where the largest fish produce eggs that are 2.5 times more viable than the first-time spawners), had overall modest effects on the optimal size limits for biomass harvested, numbers harvested, trophy catch and the compromise regulation, with effects being somewhat stronger under Ricker recruitment for biomass yield and a bit less pronounced on harvest numbers compared to the Beverton and Holt case (Figure 8). Introducing a viability benefit for eggs spawned from large spawners had almost no impact on optimal regulations, independent of assumptions with or without additional hyperallometry in fecundity. Stronger effects were seen for assumptions of hyperallometry in fecundity, but effects were only pronounced for some objectives when the assumption was made the fecundity scaled with body mass with an exponent of 2. Under this assumption, a harvest slot (Figure 8) rather than a minimum-length limit (Figure 6) was found optimal for biomass yield under both stock-recruitment models at fishing pressures  $F/M$  above 0.5–1. Similarly, the harvest slot option appeared to be optimal at smaller fishing pressures under hyperallometry than under isometry for harvest numbers, particularly for Ricker stock recruitment, where the slot narrowed compared to assumptions of isometry in fecundity. Size-dependent maternal effects particularly affected the optimal regulation on catch rates under Ricker stock recruitment, with the harvest slot that produced highest catch rates narrowing with non-linearly increasing fecundity with mass and less so with assumptions of higher egg viability for large individuals.

### 3.6 | Generalizability beyond pike and model robustness

Exploration of the optimal size limits for a fast-productive (green) and a slow-unproductive (purple) life-history type did not alter the optimal regulations already described for the base life-history (red) (Figure 9). In particular, the harvest slot was consistently the optimal regulations when attempting to achieve the best compromise among multiple objectives. For other objectives, the slow-unproductive life history required more stringent size limits, and the fast-productive life history tolerated more liberal harvest policies. In general, however, the key results of our study seem to generalize to a large family of life histories.

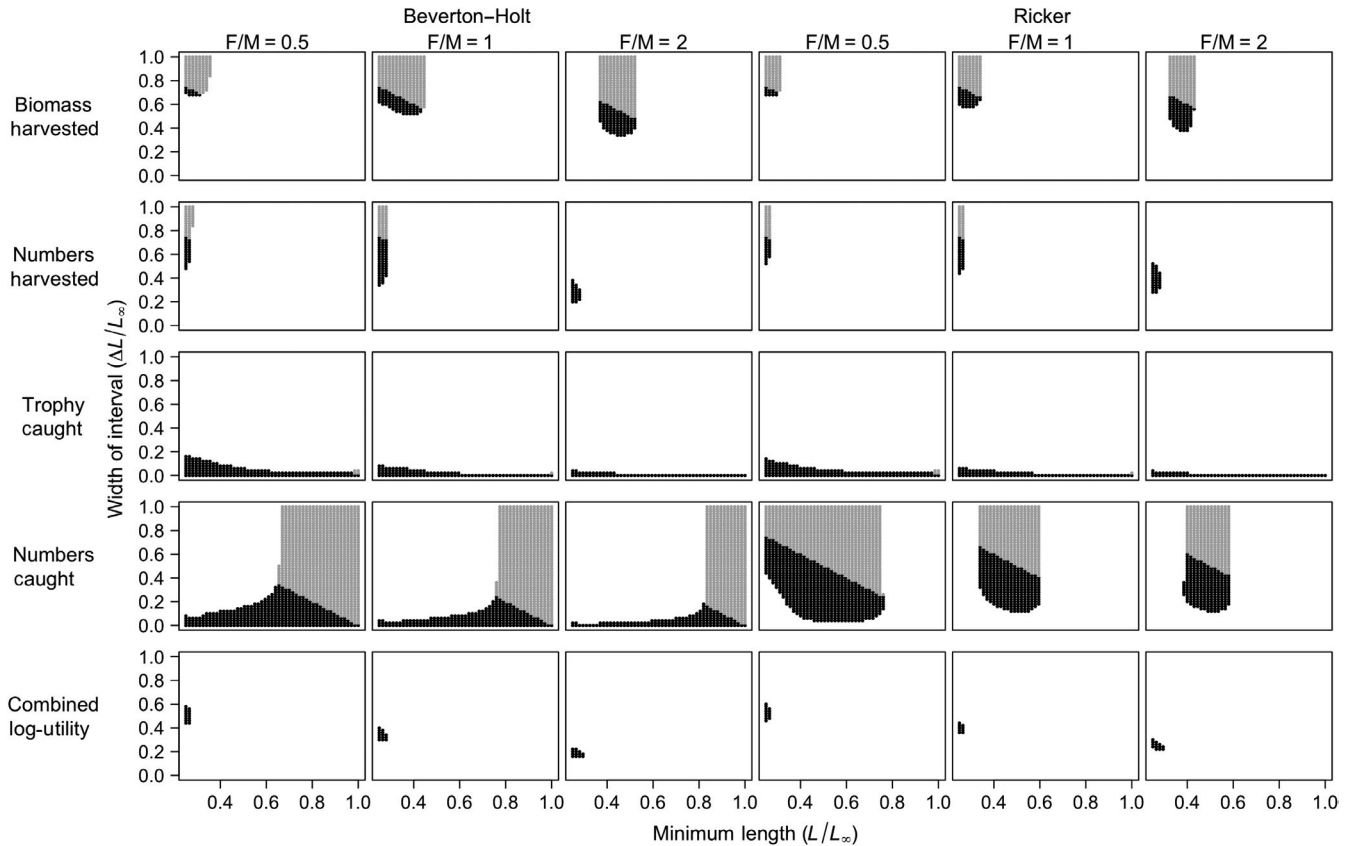
Finally, the sensitivity of the model to the main parameters was evaluated by analysing the per cent change in the optimal lower



**FIGURE 6** Optimal harvest regulations by management objective, for four individual objectives and a combined objective function, along a gradient of fishing pressure  $F/M$ . The white broken line indicates the upper limit of the harvest window, while the solid black line indicates the lower minimum-length limit. The length limits are expressed relative to  $L_{\infty}$ , the maximum mean length of the von Bertalanffy growth model, where  $L$  is length of fish so that  $L/L_{\infty}$  represents the lower or upper bound of the size limit. The grey bars in the surface for each level of maximum fishing mortality indicate the egg contribution by different age classes for a given fishing pressure. Younger ages are shown in lighter grey, older ages in darker grey. All simulations were done with an average degree of density-dependent growth and size-dependent natural mortality

size limit under a biomass harvest maximization policy for both Beverton-Holt and Ricker recruitment with a 20% change in each parameter (Table 3). As expected, the optimum lower size limit was most sensitive to parameters impacting mortality and growth, with the minimum adult instantaneous mortality ( $M$ ) and the relative

change in size-at-age1 at low population density ( $\tau$ ) being the most important parameters. Increases in  $M$  resulted in declines in the minimum-length limit. Increases in  $\tau$  also resulted in reduction in the size limits as a result of increases in the proportion of individuals reaching maturity at younger ages. Both the Lorenzen size-dependent



**FIGURE 7** Minimum-length limit ( $L/L_\infty$ ) and the distance to the upper length limit ( $\Delta L/L_\infty$ ) where the combination indicate the upper and lower size limits that produce at least 95% of the objective's maximum possible across different fishing pressures (expressed as  $F/M$ ).  $L$  is length of fish so that  $L/L_\infty$  on the x-axis represents the minimum-length limit. Four objectives across either a Beverton–Holt (left panels) or a Ricker stock recruitment (right panels) relationship are shown. Grey dots indicate larger differences between the maximum and minimum limits where the upper limit is greater than  $L_\infty$  suggesting only a minimum-length limit is in effect. Black dots indicate maximum-length limits smaller than  $L_\infty$ , indicating a harvest slot.  $\Delta L/L_\infty$  values of 0 indicate total catch-and-release or a no harvest policy. All simulations were done at an average degree of density-dependent growth and size-dependent natural mortality, commonly reported in the fish ecological literature

mortality power ( $\theta$ ) and the von Bertalanffy growth coefficient ( $k$ ) produced moderate sensitivity. An increase in  $\theta$  resulted in declines in the minimum-length due to increases in the average mortality rate in the population. Increases in  $k$  resulted in declines in the minimum-length limit due to increasing average mortality-at-age, which had a stronger effect than decreases in the proportion of individuals maturing. Changes in other parameters resulted in low sensitivity, and effects were similar for both recruitment models. However, for numbers harvested at substantially elevated discard mortality rates ( $D$ ) of 30% (blue, relative to the base simulations of 7.8% in red) the optimal harvest slot liberalized, while for numbers harvested it narrowed at high fishing pressures under Ricker stock recruitment to avoid waste from discarding (Figure 9).

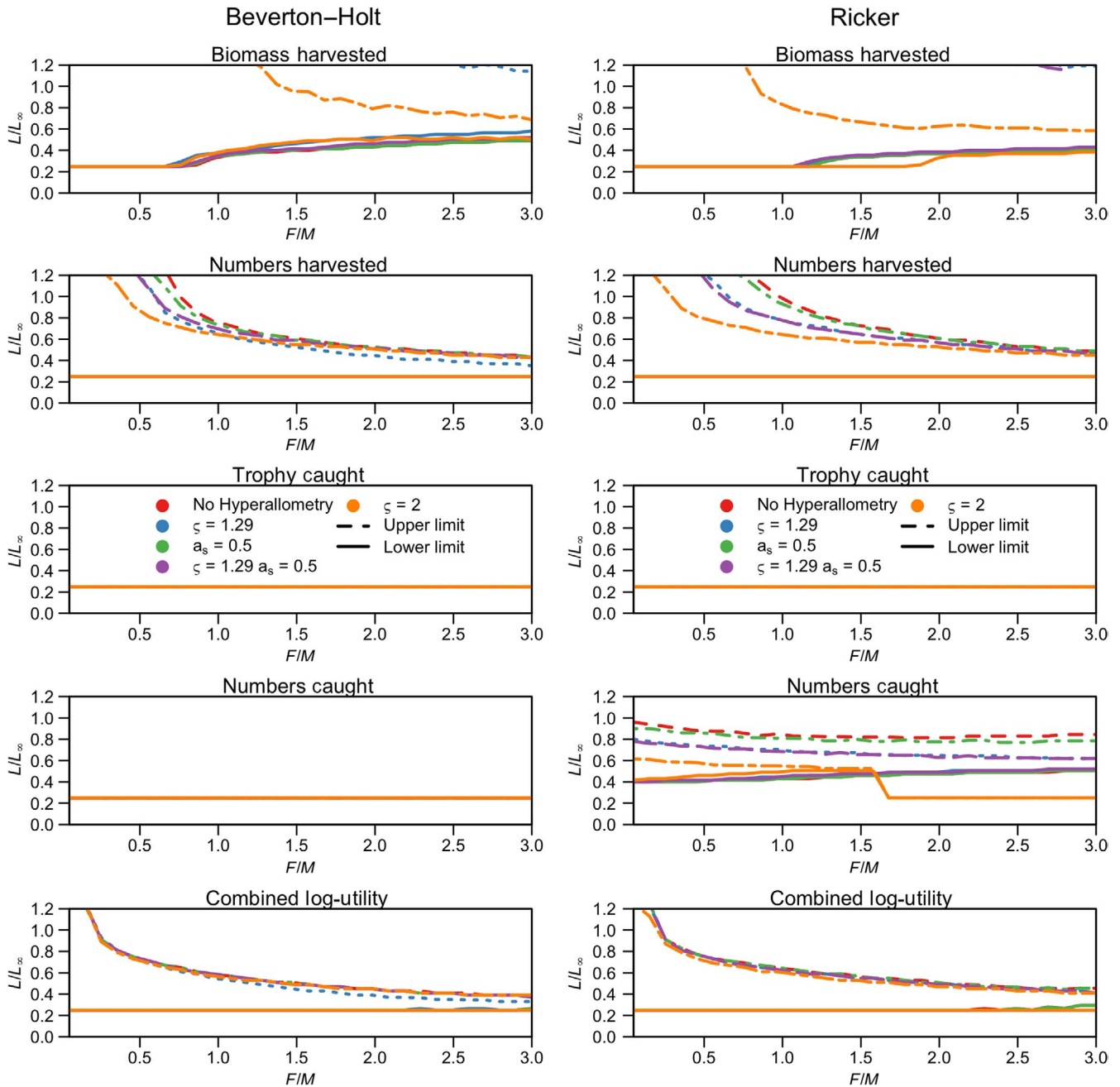
## 4 | DISCUSSION

Common sense and decades of empirical and theoretical work suggests that letting fish spawn at least once usually safeguards recruitment, thereby avoiding recruitment overfishing (Myers & Mertz,

1998). Moreover, letting the fish grow until a cohort reaches its maximum biomass before harvest constitutes a suitable approach to achieve high biomass yields (Froese et al., 2016). A minimum-length limit set well above size-at-maturation is thus generally predicted in models to maximize yields (Allen, 1953; Ayllón et al., 2019; Beverton & Holt, 1957; Clark et al., 1980; Dunning, Ross, & Gladden, 1982; Gwinn et al., 2015; Jensen, 1981; Lenker et al., 2016; Prince & Hordyk, 2019; Reed, 1980; Ricker, 1945; Saila, 1956; van Gemert & Andersen, 2018). In support of this classical perspective, our model similarly predicted that minimum-length limits often are a suitable harvest regulation if the aim is to achieve high biomass yields.

We add to this established literature that the biomass-maximizing effects of minimum-length limits are largely independent of the degree of density dependence in growth, size-dependent mortality and size-dependent fecundity (Figures 3 and 6). However, situations change when hyperallometry in fecundity is strong. Under such scenario, biomass yield is predicted to be maximized with harvest slots at high fishing pressures by offering some protection to the highly fecund large fishes (Figure 8). Our model also showed that under assumption of isometry in fecundity adding a maximum-length limit



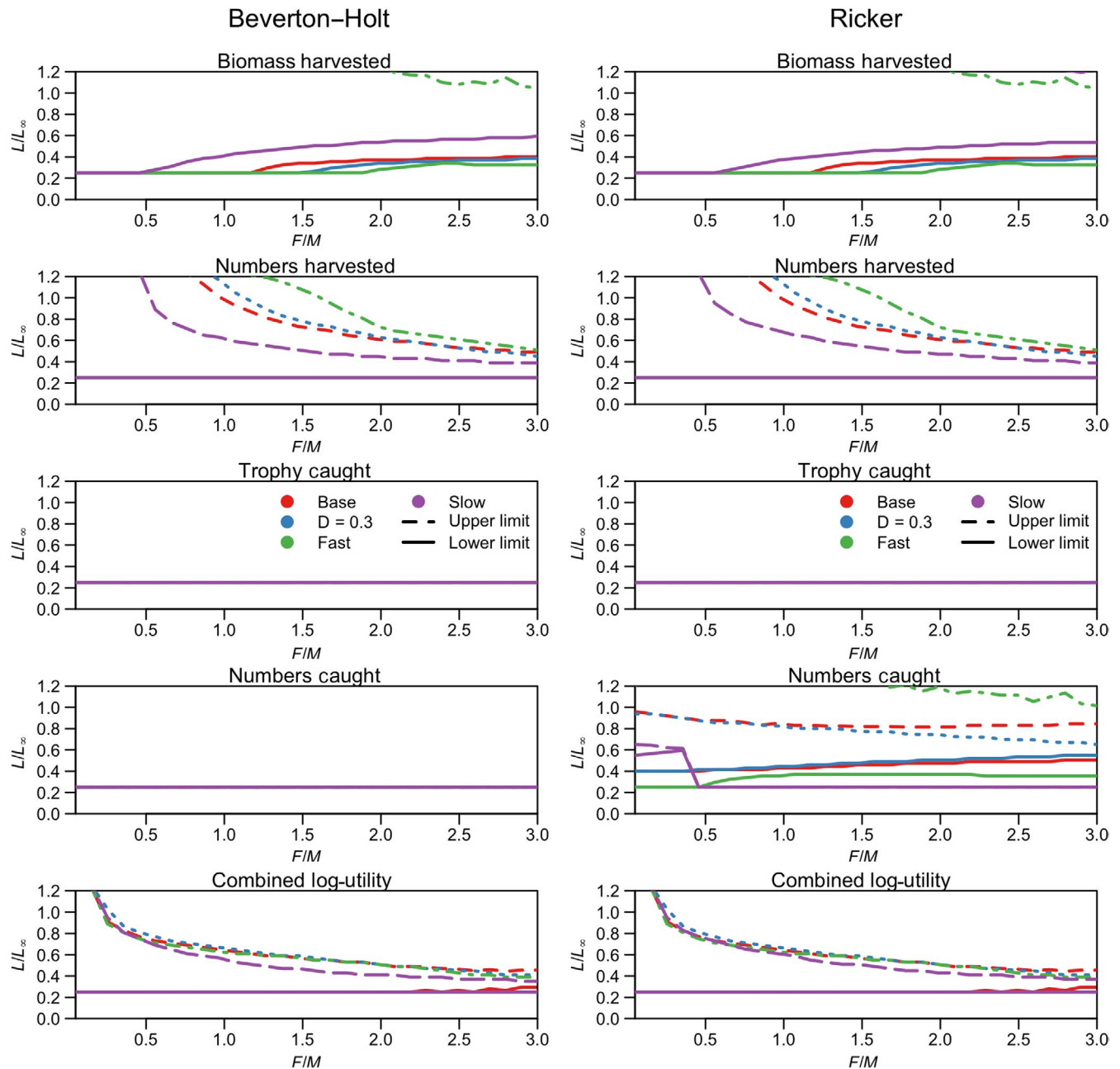


**FIGURE 8** Optimal harvest regulations by management objective and for a combined utility function along a gradient of fishing pressure (expressed as  $F/M$ ) when hyperallometry in fecundity and size-dependent egg viabilities were assumed alone or in combination. The length limits are expressed relative to  $L_{\infty}$ , the maximum mean length of the von Bertalanffy growth model, where  $L$  is length of fish so that  $L/L_{\infty}$  represents the lower or upper bound of the size limit. Coloured solid lines indicate the minimum-length limit and same coloured broken lines indicate the upper limit of the harvest slot whenever it is considered optimal. All simulations were done at an average degree of density-dependent growth and size-dependent natural mortality, commonly reported in the fish ecological literature. The colour version of this figure is only available to view online [Colour figure can be viewed at [wileyonlinelibrary.com](http://wileyonlinelibrary.com)]

on top of a suitable minimum-length limit, thereby creating a harvest slot, does not cause a substantial decrease in yield and can produce within 95% of the biomass yield promised by a minimum-length limit (Figure 7). Consistently, we found harvest slots to constitute the optimal regulation for numbers harvested at moderate to high fishing mortality rates, for trophy catch under strong density dependence in growth and for catch numbers under strong size-dependent

mortality and Ricker-type stock recruitment. Overall, optimal policies need to be judged against predefined objectives and thus cannot easily be generalized.

We found a harvest slot to consistently constitute the best-performing regulation when integrating four typical fisheries objectives. In fact, a harvest slot always emerged when at least one other fisheries objective or performance measure was added to a biomass



**FIGURE 9** Optimal harvest regulations by management objective and for a combined utility function along a gradient of fishing pressure (expressed as  $F/M$ ) when considering fast-productive and slow-unproductive life-histories as well as high discard mortality rates  $D = 30\%$ . The length limits are expressed relative to  $L_{\infty}$ , the maximum mean length of the von Bertalanffy growth model, where  $L$  is length of fish so that  $L/L_{\infty}$  represents the lower or upper bound of the size limit. Coloured solid lines indicate the minimum-length limit and same coloured broken lines indicate the upper limit of the harvest slot whenever it is considered optimal. Left panels show Beverton and Holt and right panels Ricker stock–recruitment scenarios. All simulations were done at an average degree of density-dependent growth and size-dependent natural mortality, commonly reported in the fish ecological literature. The colour version of this figure is only available to view online [Colour figure can be viewed at [wileyonlinelibrary.com](http://wileyonlinelibrary.com)]

yield objective, particularly when catch- or catch size-based objectives were in place that prefer lower fishing mortality rates than those that produce MSY, thereby reducing equilibrium biomass. This finding extends the work by Gwinn et al. (2015) to a much more general case because we examined variation in stock–recruitment relationships (representing density-dependent juvenile mortality), density-dependent growth and size dependency in mortality and

fecundity/egg viability and two extreme life-history prototypes, thereby simulating a large family of ecological and species-specific population processes that the Gwinn et al. (2015) model lacks.

Similar to Gwinn et al. (2015), we found our results to be very robust to variation in life-history traits (thereby representing other life-history prototypes or species than the pike). In fact, while variation in life-history traits (e.g. growth rate) will affect the overall

**TABLE 3** Sensitivity of the optimum (for biomass yield) minimum-length limit to model parameters, with the per cent change in the lower length limit for the biomass maximization management option as a result of a 20% in the parameter

Parameter	Beverton–Holt		Ricker	
	–20%	+20%	–20%	+20%
<i>M</i>	<b>28.0%</b>	<b>–41.2%</b>	<b>15.3%</b>	<b>–31.0%</b>
<i>ϑ</i>	17.5%	–16.9%	7.8%	–18.3%
<i>k</i>	–14.0%	14.2%	–16.3%	8.7%
<i>cv</i>	–0.3%	1.1%	0.4%	–1.2%
$\tau^a$	<b>21.9%</b>	<b>–26.8%</b>	<b>6.6%</b>	<b>–31.0%</b>
<i>l<sub>mat</sub></i>	–4.9%	8.2%	–14.1%	7.2%
$\zeta$	–	6.0%	–	4.4%
<i>l<sub>can</sub></i>	–	–	1.3%	–1.2%
$\psi$	6.9%	–3.0%	5.9%	–4.7%
<i>a<sub>s</sub></i>	–	0.3%	–	0.3%
<i>l<sub>minc</sub></i>	0.4%	–0.2%	0.2%	–0.1%
<i>D</i>	1.3%	–0.3%	0.6%	–0.4%

Note: Values in bold indicate more important (i.e. sensitive) parameters with a greater than 20% change to a changing input parameter.

<sup>a</sup>Density-dependent growth scaler could only be reduced to 1 and the results show only a 10% reduction. Weight power scaling on fecundity and maternal age effect on viability was only increased as base runs were at the minimum possible values. Notation follows Table 2.

productivity (e.g. yield or  $F_{MSY}$ ) of the stock (e.g. Martell et al., 2008) and thus the exact configuration of an optimal policy (e.g. in terms of width of the optimal harvest slot), the optimal policy per se (i.e. whether a minimum-length limit or a harvest slot is optimal) is unlikely to change much. One exception identified in our work is the presence of extreme hyperallometry in fecundity which may shift the optimal policy for biomass yield from a minimum-length limit to a harvest slot at moderate to high fishing pressures. Therefore, in light of the robustness of our results to life-history variation we content that in fisheries where multiple objectives are to be achieved jointly that encompass both extraction and catch-related objectives, harvest slots or other types of dome-shaped selectivity, that is selectivity patterns that protect both immature and very large mature fish may constitute superior harvest strategies to the standard minimum-length limit-type regulation for a wide range of species.

#### 4.1 | Impact of stock recruitment

Our results were largely robust to assumptions about the underlying stock–recruitment relationship. Assuming different types of stock–recruit relationships can be interpreted to represent differences in reproductive biology across a large family of species, the robustness of our results implies some level of generality of our findings to apply broadly beyond pike (and other cannibalistic species). However, some exceptions are worth noting that appeared when Ricker-type recruitment and hence an impact of

cannibalistic intraspecific control was assumed. In particular, for catch numbers (a surrogate for catch rate) under a Ricker model a harvest slot rather than a zero harvest policy was found to be optimal. The reason can be found in the so-called overcompensatory feature of the Ricker stock–recruitment model (Ricker, 1954). When the abundance of large cannibals increases, these individuals may strongly reduce recruitment through intercohort predation (Persson et al., 2006). When the cannibals are removed, either through some modest harvest or through discard mortality at high fishing pressure, the recruitment initially rises, as for example found in pike (Sharma & Borgström, 2008, see also Figure 2b). This boost in recruitment maximizes abundance and hence catch rates, at the potential conservation cost of truncation in size and age structure. Overcompensation as predicted from cannibalism is the key difference between the Beverton–Holt and the Ricker model, which explains why some modest harvesting is needed to maximize a property such as numbers captured under a Ricker model. Typically, maximized abundance, and hence maximized catch rate, is associated with zero harvest and unexploited conditions (Beverton & Holt, 1957; Hilborn, 2007). Worldwide, most stocks for which data are available follow a Beverton–Holt stock–recruitment relationship, but there are 17% of global stocks for which data are available that show Ricker recruitment (Szuwalski et al., 2015). In particular strongly piscivorous, and by the same token cannibalistic marine and freshwater species, such as pikeperch (*Sander lucioperca*, Percidae, Gröger, Winkler, & Rountree, 2007), walleye (Zhao, Kocovsky, & Madenjian, 2013), pike (Edeline et al., 2008) or cod (Sguotti et al., 2019), show evidence for Ricker recruitment. Hence, based on our model, in top predatory species modest harvest is recommended even when the goal is to maximize catch rate or catch of trophies, as some harvest releases the remaining fish from cannibalistic control, increasing recruitment into the fishery and growth of fish to reach memorable, large sizes.

#### 4.2 | Density-dependent growth and size-dependent mortality

We show that population resilience substantially increased with density-dependent growth and with size-dependent mortality, as well as when the life-history model represented a fast-productive species. The increased resiliency to harvest with increased size-dependent mortality can be explained by the increase in average natural mortality rate of the exploited stock when size-dependent mortality is present compared with the situation when it is not. Increased natural mortality rate means the stock turns over faster and fisheries can take fish that would otherwise die naturally, increasing sustainable harvest rates (Lester, Shuter, Venturelli, & Nadeau, 2014; Martell et al., 2008; Zhao et al., 2013).

The mechanism for increased resilience to harvest caused by density-dependent growth is different and more complex. With density-dependent growth, the fish grow faster when they are exploited, which increases the biomass gain per unit time, and thus the stock

becomes more productive. Importantly, growth plasticity means that exploited fish reach the maturation size threshold earlier and produce more eggs at a given age. Reductions in age at maturation increase the compensatory reserve and allow more intensive harvesting. There is a third effect of density-dependent growth, which is to reduce the average natural mortality rate when there is size-dependent mortality in addition to density-dependent growth. All else being equal, the effect of decreasing average natural mortality alone would reduce resiliency to harvest, but in our model the compensatory growth and maturity effects overcompensate this effect, increasing resiliency to harvest under density-dependent growth.

Our model showed that the optimal size-based harvest regulations were largely robust to assumptions of density-dependent growth and size-dependent mortality. Yet, the exact configuration of the optimal size limit changed as assumptions about these properties changed. We found that when density dependence was strong, maximizing trophy catch necessitated some modest biomass removal, or discard mortality through high effort, to release the remaining fish from density-control, in turn fostering growth into trophy sizes. The concern that high abundances, for example caused by anglers engaging in total voluntary catch-and-release in selected fisheries, may jeopardize trophy catches is frequently expressed for recreationally important trophy species, such as muskellunge (Gilbert & Sass, 2016). Our model supports these concerns and offers a solution. Clearly, when angler norms shift towards a total voluntary catch-and-release practice, even the best intended regulations may fail in producing trophy fish, particularly in top predators that show Ricker-type stock recruitment. Similarly, when stunting occurs below a minimum-size limit due to density-dependent growth, harvesting the stock to thin out individuals is recommended (FAO, 2012; Tesch, 1959), but this regulation often fails as anglers are not willing to keep very small fishes (Pierce & Tomcko, 1998). Clearly, appropriate fisher behaviour is a necessary precondition that the harvest regulations achieve their intended objective. Our model did not explicitly model fisher behaviour, and thus, the regulatory performance we report in our equilibrium model might not necessarily apply in real fisheries.

### 4.3 | Size-dependent maternal effects

Our model shows that the relative performance of minimum-length limits and harvest slots was largely robust to assumptions about size-dependent reproductive output, unless the mass-fecundity scaling was assumed extremely large at values only rarely reported in empirical studies of batch fecundity (Barneche et al., 2018). Importantly, we find that the well-established assumption of isometric scaling of mass and fecundity is already sufficient to justify increasing conservation of large fish through harvest slots when the numbers of fish harvested are to be maximized in addition to biomass yield.

In relation to a positive effect of maternal size on offspring quality, our findings are in agreement with several previous modelling studies that implied size-dependent offspring quality effects are not

of sufficient importance to independently justify alternative size-selectivity during harvest (Arlinghaus et al., 2010; Caldach-Verdiell, MacKenzie, Vaupel, & Andersen, 2014; McGilliard, Punt, Hilborn, & Essington, 2017; O'Farrell & Botsford, 2006; Shelton et al., 2015). Experimental studies with artificial insemination conducted under controlled conditions (e.g. Berkeley, Chapman, et al., 2004; Kotakorpi et al., 2013) or in experimental ponds (e.g. Arlinghaus et al., 2010; Venturelli et al., 2010) have consistently shown a positive relationship of maternal size and offspring fitness. Yet, maternal effects on offspring quality revealed under controlled conditions must not apply in the wild for at least two reasons.

First, bringing fish of different sizes into the laboratory controls for environmental variation. There is good reason to assume that fish of different sizes are adapted to experiencing different environmental conditions in the wild, for example, due to size-related variance in spawning timing or location or because variation size-dependent fecundity means that fish spawned from small or large spawners initially after hatching might face different degree of intraspecific competition (Marshall et al., 2010). Removing environmental variation under laboratory conditions might then artificially inflate the fitness gains expected from large or better nutritioned eggs released by larger fish (Marshall et al., 2010).

Second, artificial insemination circumvents sexual selection, which is often size-dependent in fishes (e.g. Uusi-Heikkilä, Böckenhoff, Wolter, & Arlinghaus, 2012), and additionally exposes offspring to highly controlled situations. The fitness measured in offspring in the laboratory might in turn not translate to the situation in the wild—a reason why hatchery fish often show lower fitness in the wild compared to wild-spawned fish (Lorenzen, 2005). Alternatively, size-dependent offspring production has been measured in the wild using parentage assignments (e.g. Bravington et al., 2016; Pagel, Bekkevold, Pohlmeier, Wolter, & Arlinghaus, 2015). However, under such conditions size-dependent maternal contributions to egg quality and size-dependent fecundity effects are confounded, which does not allow to unambiguously identify evidence for size-dependent offspring quality effects. It has also been shown in field studies (Pagel et al., 2015) as well as models (Vindenes, Langangen, Winfield, & Vøllestad, 2016) that stochastic environmental conditions (e.g. temperature fluctuations during spawning and early larval development) have stronger effects on offspring fitness than size-dependent quality effects. Overall, there remains substantial uncertainty how prevalent size-dependent maternal quality effects are for population dynamics in the wild (Marshall et al., 2010). Beyond this ongoing debate, even when assuming extreme survival benefits for eggs spawned by large females (which affected the slope of the stock-recruitment curve in our model, Figure 2), our results suggests that these effects have no practically relevant importance for the design of optimal size limits. There is the limitation that our model omitted size-dependent paternal effects and sex-selective exploitation, justifying further research.

The situation was found to be different in relation to the second possibility by which large females can affect reproductive output through hyperallometry in fecundity (which in our model strongly

affected egg production and hence affected where on the  $x$ -axis one is on the stock–recruitment curve for a given fishing mortality) (Figure 2). Hyperallometry in fecundity enjoys substantial empirical support (Barneche et al., 2018). In our model, while effects on optimal size-selectivity were small at low degrees of hyperallometry in fecundity, when hyperallometry was assumed to be strong, harvest slots became the optimal regulation at moderate to high fishing pressures when maximizing biomass yield under both Ricker and Beverton–Holt stock recruitment. Additionally, under strong hyperallometry, the optimal harvest slot appeared earlier and narrowed when the goal was to maximize harvest numbers (Figure 8). Strong hyperallometry is most likely in batch-spawning species (Barneche et al., 2018; Marshall et al., unpublished data). It is an empirical question how prevalent hyperallometry in fecundity is, particularly in freshwater fish.

The lack of substantial and consistent relevance of size-dependent relative fecundity for optimal size limits may sound surprising in light of several recent papers reporting that not accounting for hyperallometry in fecundity in classical fisheries models, when in fact it is present, will foster unsustainable over-exploitation of very fecund, large individuals and strongly affect fisheries performance (Barneche et al., 2018; Cooper et al., 2013; Marshall, Gaines, Warner, Barneche, & Bode, 2019). The cited papers largely substantiate their conclusions based on comparisons of total egg output in populations fished with and without assumptions of hyperallometry in fecundity. Indeed, we also show that metrics that are sensitive to total egg production, for example SPR, are strongly affected by hyperallometry in fecundity (Figure 2). This perspective, however, neglects the critical role of density-dependent juvenile survival and growth compensation for ultimately affecting population dynamics and thus yield production or other fisheries outcomes. Our model does not focus on just egg production metrics as reference points and instead considers the entire life history, and the resulting productivity as a function of multiple sources of density dependence. Importantly, we ask a different question—do assumptions of size-dependent maternal effects produce alterations of optimal size-based harvest policies in light of emerging population dynamical effects? The answer to this question is—not substantially, unless hyperallometry in fecundity is very large. We nevertheless recommend careful empirical estimation of mass–fecundity relationships if a model such as ours is to be used for concrete fisheries.

We found hyperallometry to start to matter for certain metrics (in particular yield and harvest numbers) when the scaling was very high (in our model 1.29 or higher). This is a very high value given the empirical evidence for batch fecundity. The average scaling of batch fecundity and mass in the study by Barneche et al. (2018) across a vast range of marine fish species is 1.18, and the maximum value across hundreds of marine fish species is 1.58. However, if repeat spawning is considered the mean value across 26 stocks rises to 1.89 (Marshall et al., unpublished data). Individual species such as yellowfin tuna (*Thunnus albacares*, Scombridae), Californian anchovy (*Engraulis mordax*, Engraulidae) or Pacific sardine (*Sardinops sagax*, Clupeidae) show even scalings larger than 2 (Marshall et al., unpublished data). These values move the degree of hyperallometry into

areas where harvest slots, rather than minimum-size limits, were predicted to also maximize biomass yield. Importantly, the need to preserve large fish already emerges from isometric scaling of fecundity under certain objectives, for example when the target is to maximize harvest numbers or to achieve the best overall compromise regulation (Gwinn et al., 2015).

#### 4.4 | Pretty good outcomes at the compromise harvest slot

We found that the optimal compromise regulation of a harvest slot achieved pretty good outcomes across all parameter combinations and management objectives, which were 50% or larger than the maximum possible single-objective outcomes at equilibrium. Under both Ricker and Beverton and Holt recruitment, in the compromise harvest regulation the biomass yield was the lowest of all possible outcomes. This means that the optimal harvest slot limit regulated the effective fishing mortality rate to levels lower than the fishing mortality rate at MSY. Earlier qualitative reasoning has argued that reducing fishing mortality rate below  $F_{MSY}$  would provide a “zone of new consensus” among traditionally conflicting conservation (erring to lower mortality rates) and fisheries objectives targeting MSY (erring towards more intensive harvesting rate, optimally  $F_{MSY}$ ) (Hilborn, 2007). There is a long-standing debate that  $F_{MSY}$  should be considered the limit harvesting rate in fisheries rather than the target (Larkin, 1977) because of multiple risk of misspecifying  $F_{MSY}$  for single species in a community (Walters, Hilborn, & Christensen, 2008) as well as to avoid ecosystem and food web effects associated with highly size-truncated spawner populations (Francis, Hixon, Clarke, Murawski, & Ralston, 2007). Our model does not account for multi-species interactions, but multi-species models also suggest that the best compromise among fisheries and conservation can be achieved through fishing mortality rates smaller than  $F_{MSY}$  (Worm et al., 2009). A similar prediction is derived from size spectrum models (Law & Plank, 2018). Our single-species prediction of the compromise outcomes being a fishing mortality rate smaller than  $F_{MSY}$  thus agrees with alternative model formulations and perspectives that factor in other conservation targets (e.g. conservation of a more natural size and age structure) from an ecosystem or community-based harvesting perspective.

#### 4.5 | Limitations

Our model has a number of limitations that could affect our results. These limitations relate to structural aspects of the model formulation, its equilibrium nature and the omission of human behavioural responses. We discuss these three issues in sequence.

Structurally, a key limitation is that although we carefully accounted for fecundity and viability benefits of large spawner size, the model omitted other reproductive processes related to body size. Examples include different spawning times by differently sized fishes and the ability of large fish to lead spawning migrations or

otherwise affect reproductive output, for example through size-based sexual selection or size-based paternal effects (Hixon et al., 2014; Jørgensen, Dunlop, Opdal, & Fiksen, 2008; Uusi-Heikkilä et al., 2012). However, also reproductive senescence may occur, which we omitted. This process has been reported in viviparous (Reznick, Bryant, & Holmes, 2006) as well as broadcast spawners (Benoit et al., 2018) and has been implicated in causing reduced recruitment in unexploited esocid stocks (Eslinger, Dolan, & Newman, 2010; Eslinger, Sass, Shaw, & Newman, 2017). However, reproductive senescence is unlikely to affect substantial numbers of fish in exploited stocks and therefore is unlikely to matter much for population dynamics. Indeed, a model by Arlinghaus et al. (2010) specific for pike assumed the presence or absence of reproductive senescence, revealing negligible impacts on the performance of size limits. Perhaps more importantly is the possibility of density effects on fecundity itself (as, e.g. shown in pike, Craig & Kipling, 1983). An age-structured model including this process in northern pike essentially reported similar findings to the present study (Arlinghaus et al., 2010). Therefore, we conclude the omission of density dependence in fecundity is unlikely to fundamentally alter the conclusions of the present research.

We present a single-species model that focused on the demography of females. Naturally, each target species is affected by multiple ecological processes beyond the single-species demography, and sexual dimorphism in growth can add additionally complexities for the selection of harvest regulations that our model did not capture (Stubberud et al., 2019). Importantly, our model assumed full compensation among age classes in terms of density-dependent growth, that is all individuals of all ages relied on the same prey resources. While this assumption may hold for pike who become piscivorous in the first year of life (Persson et al., 2006) and feed on similarly sized prey fish as they age (Gaeta et al., 2018), other species show more complex ontogeny in prey choice and thus the competition for food will vary strongly by size and age class (e.g. in Eurasian perch, *Perca fluviatilis*, Percidae, Claessen et al., 2004; Persson et al., 2003). Size-structured or food web models are needed to account for more complex food-dependent growth and size-dependent interactions where different cohorts feed on different prey types (van Kooten, Persson, & de Roos, 2007). However, other work using community-based size spectrum models, which represent community dynamics, similarly suggest that harvest slots may lead to more balanced fishing than classical “knife-edge” selectivity through minimum-length limits (Law & Plank, 2018).

Our model predicted long-term outcomes to be expected from a given selectivity pattern and constant fishing mortality of a specified intensity applied in the long term. Thus, our model ignored temporal variation due to environmental stochasticity and transient dynamics. Several studies have shown that age truncation destabilizes stock dynamics in the face of environmental drivers unrelated to fishing (e.g. Anderson et al., 2008; Botsford et al., 2014; Hsieh et al., 2006; Ohlberger, Thackeray, Winfield, Maberly, & Vøllestad, 2014; Rouyer et al., 2011; Stige et al., 2017; Wikström, Ripa, & Jonzén, 2011). One of the implied mechanisms relates to the fact that age truncation increases the non-linear dynamics of population growth

and hence subsequent years of poor recruitment due to environmental forcing can have strong “resonance” in population dynamics and destabilize abundance (Botsford et al., 2014). If these processes occur, it would reinforce the key findings of the present model as harvest slots outperformed minimum-length limits as a compromise regulation, which reduce juvenescence effects and maintain old age structure (Le Bris, Pershing, Hernandez, Mills, & Sherwood, 2015).

A final relevant limitation of our model is that we did not consider dynamic effort responses to the implementation of the harvest regulations and instead determined the optimal harvest regulation, given the objective and fixed maximum fishing mortality rates. The optimal harvest regulation in turn effectively controlled fishing mortality. In real fisheries, fishers will respond to harvest regulations by altering behaviour directly in response to the regulation (Beard, Cox, & Carpenter, 2003), might respond to changes in the fish stock and resulting expected catch rates or sizes of fish (Allen et al., 2013; Johnston et al., 2010) and possibly engage in non-compliance, particularly when catch rates drop (Johnston et al., 2015). These sources of implementation uncertainty can have far-reaching consequences for regulation performance in real fisheries (Allen et al., 2013; Johnston et al., 2015). They do, however, not fundamentally affect the conclusion of our equilibrium model as to the relative performance of different size-based harvest regulations given a certain objective. We also assumed all individuals to remain fully vulnerable even after being released. There is increasing understanding that fish learn to avoid being recaptured after initial private hooking and release experiences (e.g. Klefoth, Pieterek, & Arlinghaus, 2013; Louvén Wallerius et al., 2019). Also, gear avoidance behaviour is reported for a range of commercial fishing gears (Arlinghaus et al., 2017). It is particularly the largest and oldest individuals that reduce their vulnerability to the gear over time. Such behaviour would naturally create a “harvest slot” or dome-shaped selectivity as reported for angling gear in other studies (O’Farrell & Botsford, 2006). Intensive fisheries might also induce fisheries-induced evolution (FIE), which we omitted. Although FIE can shift maturation size and age, elevate reproductive output and reduce post-maturation growth (Jørgensen et al., 2007), several models have shown that the relative phenotypic change expected within the realm of plasticity is orders of magnitude greater than life history change caused by selection (Eikeset et al., 2016; Lester et al., 2014). Studies specifically focusing on addressing FIE have shown that keeping fishing mortality rates within limits that optimize ecological targets (e.g. MSY) are usually also sufficient to address FIE (Eikeset, Richter, Dunlop, Dieckmann, & Stenseth, 2013). Previous work has also shown that harvest slots can ameliorate key selection responses in life-history traits from an evolutionary perspective (Matsumura, Arlinghaus, & Dieckmann, 2011; Zimmermann & Jørgensen, 2017), agreeing with the main results of our study.

## 5 | CONCLUSIONS AND IMPLICATIONS

We suggest harvest slots constitute a superior regulation to the classical minimum-length limits across a suite of yield and catch-based

management objectives and species. Our results suggest that even for biomass yield where minimum-length limits are typically considered optimal, we found harvest slots to produce yields similar to values predicted from the optimal minimum-size limit or even higher ones if hyperallometry in fecundity is strong. Harvest slots also turned out to consistently constitute the best regulation when considering the full suite of catch and yield based objectives. Thus, depending on the management objective harvest slots can be recommended as a suitable alternative to minimum-length limit, in agreement with other studies (Arlinghaus et al., 2010; Ayllón et al., 2019; García-Asorey et al., 2011; Gwinn et al., 2015; Jensen, 1981; Koehn & Todd, 2012; Le Bris et al., 2018; Le Bris et al., 2015; Reed, 1980). Because we found our results to be fairly insensitive to most input parameters and the different compensatory processes we modelled (e.g. stock-recruitment function), we are confident that our results hold for a wide range of species. Clearly, if very large fish have high value as a landed (as opposed to just captured) fish, the predictions of our model would not hold as one of the key objectives we optimized was the catch, not the harvest, of particularly large (trophy) fish. Harvest slots may also reduce the recovery speed as the exploited stock is composed of slower growing (large) individuals relative to stocks expected under minimum-length limit regulations (Le Bris et al., 2015). Ultimately, our results suggests the choice of the local size limits will crucially depend on management objectives, local fishing pressure, the stock-recruitment function, general life history and the density and size dependency of growth, mortality and fecundity.

From a practical perspective, compromises among multiple yield and catch-based objectives that favour harvest slots over minimum-length limits are likely to be made in most mixed commercial-recreational fisheries, for example for the mixed fishery in northern pike in the Baltic Sea, as well as for the prototypical recreational fishery where not only harvest but also the catch of large fish or catch rates are part of the utility function (Arlinghaus, Beardmore, Riepe, Meyerhoff, & Pagel, 2014; Beardmore et al., 2015). Harvest slots could be straightforwardly implemented in small-scale fisheries where gear types such as fyke nets, gill nets (with regulations on lower and upper mesh sizes) or long-lines are prevalent (assuming captured fish can be released unharmed), and the catch of immature and very large individuals can be either controlled or protected sizes be released unharmed. Harvest slots are particularly easily implemented in recreational fisheries (Gwinn et al., 2015; Tiainen, Olin, Lehtonen, Nyberg, & Ruuhijärvi, 2017) or fisheries using gill nets. In order to function, the discard mortality has to be controlled (although we found our results to be fairly robust to hooking mortality rates of 30%) and the width of the harvest slot tuned to local fishing pressures.

## ACKNOWLEDGEMENTS

We thank Dan Gwinn and Kai Lorenzen for discussions and inspiration in an early phase of this project and Philipp Czaplá for help with formatting. We thank Ian Winfield, Yngvild Vindenes and Øystein Langangen for support with unpublished data used to derive parameters included in this model. Funding was received

by RA through the European Maritime Fisheries Fund (EMFF) of the EU and the State of Mecklenburg-Vorpommern (Germany) (grant MV-I.18-LM-004, B 730117000069). Further funding was received by the University of Florida to support a sabbatical of RA in Gainesville in 2013 where this project started and by the Leibniz-Institute of Freshwater Ecology and Inland Fisheries supporting a guest scientist stay by RNA in Berlin in 2019, during which this manuscript was completed. We thank one anonymous reviewer and Dustin Marshall for very constructive feedback that improved this manuscript.

## CONFLICT OF INTEREST

There is no conflict of interest.

## DATA AVAILABILITY STATEMENT

There are no primary data associated with this theoretical modelling paper.

## ORCID

Robert Arlinghaus  <https://orcid.org/0000-0003-2861-527X>

## REFERENCES

- Allen, K. R. (1953). A method for computing the optimum size-limit for a fishery. *Nature*, 172, 210. <https://doi.org/10.1038/172210a0>
- Allen, M., Ahrens, R. N. M., Hansen, M. J., & Arlinghaus, R. (2013). Dynamic angling effort influences the value of minimum-length limits to prevent recruitment overfishing. *Fisheries Management and Ecology*, 20, 247–257. <https://doi.org/10.1111/j.1365-2400.2012.00871.x>
- Andersen, K. H. (2019). *Fish ecology, evolution and exploitation: A new theoretical synthesis*. Princeton, NJ: Princeton University Press.
- Andersen, K. H., Jacobsen, N. S., Jansen, T., & Beyer, J. E. (2017). When in life does density dependence occur in fish populations? *Fish and Fisheries*, 18, 656–667. <https://doi.org/10.1111/faf.12195>
- Andersen, K. H., Jacobsen, N. S., & van Denderen, P. D. (2019). Limited impact of big fish mothers for population replenishment. *Canadian Journal of Fisheries and Aquatic Sciences*, 76, 347–349. <https://doi.org/10.1139/cjfas-2018-0354>
- Anderson, C. N. K., Hsieh, C.-H., Sandin, S. A., Hewitt, R., Hollowed, A., Beddington, J., ... Sugihara, G. (2008). Why fishing magnifies fluctuations in fish abundance. *Nature*, 452, 835–839. <https://doi.org/10.1038/nature06851>
- Arlinghaus, R., Abbott, J. K., Fenichel, E. P., Carpenter, S. R., Hunt, L. M., Alós, J., ... Manfredo, M. J. (2019). Governing the recreational dimension of global fisheries. *Proceedings of the National Academy of Sciences of the United States of America*, 116, 5209–5213.
- Arlinghaus, R., Beardmore, B., Riepe, C., Meyerhoff, J., & Pagel, T. (2014). Species-specific preferences of German recreational anglers for freshwater fishing experiences, with emphasis on the intrinsic utilities of fish stocking and wild fishes. *Journal of Fish Biology*, 85, 1843–1867. <https://doi.org/10.1111/jfb.12546>
- Arlinghaus, R., Laskowski, K. L., Alós, J., Klefoth, T., Monk, C. T., Nakayama, S., & Schröder, A. (2017). Passive gear-induced timidity syndrome in wild fish populations and its potential ecological and managerial implications. *Fish and Fisheries*, 18, 360–373. <https://doi.org/10.1111/faf.12176>
- Arlinghaus, R., Lorenzen, K., Johnson, B. M., Cooke, S. J., & Cowx, I. G. (2016). Management of freshwater fisheries: Addressing habitat, people and fishes. In J. Craig (Ed.), *Freshwater fisheries ecology* (pp. 557–579). Oxford, UK: Blackwell Science.

- Arlinghaus, R., Matsumura, S., & Dieckmann, U. (2009). Quantifying selection differentials caused by recreational fishing: Development of modeling framework and application to reproductive investment in pike (*Esox lucius*). *Evolutionary Applications*, 2, 335–355.
- Arlinghaus, R., Matsumura, S., & Dieckmann, U. (2010). The conservation and fishery benefits of protecting large pike (*Esox lucius* L.) by harvest regulations in recreational fishing. *Biological Conservation*, 143, 1444–1459. <https://doi.org/10.1016/j.biocon.2010.03.020>
- Arnold, L. M., Smith, W. D., Spencer, P. D., Evans, A. N., Heppell, S. A., & Heppell, S. S. (2018). The role of maternal age and context-dependent maternal effects in the offspring provisioning of a long-lived marine teleost. *Royal Society Open Science*, 5, 170966. <https://doi.org/10.1098/rsos.170966>
- Asche, F., Chen, Y., & Smith, M. D. (2015). Economic incentives to target species and fish size: Prices and fine-scale product attributes in Norwegian fisheries. *ICES Journal of Marine Science*, 72, 733–740. <https://doi.org/10.1093/icesjms/fsu208>
- Ayllón, D., Nicola, G. G., Elvira, B., & Almodóvar, A. (2019). Optimal harvest regulations under conflicting tradeoffs between conservation and recreational fishery objectives. *Fisheries Research*, 216, 47–58. <https://doi.org/10.1016/j.fishres.2019.03.021>
- Baranov, F. I. (1918). On the question of the biological basis of fisheries. *Izvestiya*, 1, 81–128.
- Barneche, D. R., Robertson, D. R., White, C. R., & Marshall, D. J. (2018). Fish reproductive-energy output increases disproportionately with body size. *Science*, 360, 642–645.
- Barnett, L. A. K., Branch, T. A., Ranasinghe, R. A., & Essington, T. E. (2017). Old-growth fishes become scarce under fishing. *Current Biology*, 27, 2843–2848. <https://doi.org/10.1016/j.cub.2017.07.069>
- Beamish, R. J., McFarlane, G. A., & Benson, A. (2006). Longevity overfishing. *Progress in Oceanography*, 68, 289–302. <https://doi.org/10.1016/j.pocean.2006.02.005>
- Beard, T. D. Jr, Cox, S. P., & Carpenter, S. R. (2003). Impacts of daily bag limit reductions on angler effort in Wisconsin walleye lakes. *North American Journal of Fisheries Management*, 23, 1283–1293. <https://doi.org/10.1577/M01-227AM>
- Beardmore, B., Hunt, L. M., Haider, W., Dorow, M., & Arlinghaus, R. (2015). Effectively managing angler satisfaction in recreational fisheries requires understanding the fish species and the anglers. *Canadian Journal of Fisheries and Aquatic Sciences*, 72, 500–513. <https://doi.org/10.1139/cjfas-2014-0177>
- Benoit, H. P., Swain, D. P., Hutchings, J. A., Knox, D., Doniol-Valcroze, T., & Bourne, C. M. (2018). Evidence for reproductive senescence in a broadly distributed harvested marine fish. *Marine Ecology Progress Series*, 592, 207–224. <https://doi.org/10.3354/meps12532>
- Berkeley, S. A., Chapman, C., & Sogard, S. M. (2004). Maternal age as a determinant of larval growth and survival in a marine fish, *Sebastes melanops*. *Ecology*, 85, 1258–1264. <https://doi.org/10.1890/03-0706>
- Berkeley, S. A., Hixon, M. A., Larson, R. J., & Love, M. S. (2004). Fisheries sustainability via protection of age structure and spatial distribution of fish populations. *Fisheries*, 29, 23–32. [https://doi.org/10.1577/1548-8446\(2004\)29\[23:FSVPOA\]2.0.CO;2](https://doi.org/10.1577/1548-8446(2004)29[23:FSVPOA]2.0.CO;2)
- Beverton, R. J., & Holt, S. J. (1957). *On the dynamics of exploited fish populations*. London, UK: Chapman and Hall.
- Birkeland, C., & Dayton, P. (2005). The importance in fishery management of leaving the big ones. *Trends in Ecology and Evolution*, 20, 356–358. <https://doi.org/10.1016/j.tree.2005.03.015>
- Botsford, L. W. (1981a). Optimal fishery policy for size-specific, density-dependent population models. *Journal of Mathematical Biology*, 12, 265–293. <https://doi.org/10.1007/BF00276917>
- Botsford, L. W. (1981b). The effects of increased individual growth rates on depressed population size. *American Naturalist*, 117, 38–63. <https://doi.org/10.1086/283685>
- Botsford, L. W., Holland, M. D., Field, J. C., & Hastings, A. (2014). Cohort resonance: A significant component of fluctuations in recruitment, egg production, and catch of fished populations. *ICES Journal of Marine Science*, 71, 2158–2170. <https://doi.org/10.1093/icesjms/fsu063>
- Bravington, M. V., Grewe, P. M., & Davies, C. R. (2016). Absolute abundance of southern bluefin tuna estimated by close-kin mark-recapture. *Nature Communications*, 7, 13162. <https://doi.org/10.1038/ncomms13162>
- Brousseau, C. S., & Armstrong, E. R. (1987). The role of size limits in wall-eye management. *Fisheries*, 12, 2–5. [https://doi.org/10.1577/1548-8446\(1987\)012<0002:TROSLI>2.0.CO;2](https://doi.org/10.1577/1548-8446(1987)012<0002:TROSLI>2.0.CO;2)
- Calduch-Verdiell, N., MacKenzie, B. R., Vaupel, J. W., & Andersen, K. H. (2014). A life-history evaluation of the impact of maternal effects on recruitment and fisheries reference points. *Canadian Journal of Fisheries and Aquatic Sciences*, 71, 1113–1120. <https://doi.org/10.1139/cjfas-2014-0034>
- Campos, C. P., & Freitas, C. E. C. (2014). Yield per recruit of the peacock bass *Cichla monoculus* (Spix and Agassiz, 1831) caught in Lago Grande at Manacapuru (Amazonas-Brazil). *Brazilian Journal of Biology*, 74, 226–230. <https://doi.org/10.1590/1519-6984.17312>
- Carlson, A. K. (2016). Trophy northern pike: The value of experimentation and public engagement. *Reviews in Fisheries Science & Aquaculture*, 24, 153–159. <https://doi.org/10.1080/23308249.2015.1112765>
- Claessen, D., de Roos, A. M., & Persson, L. (2004). Population dynamic theory of size-dependent cannibalism. *Proceedings of the Royal Society of London. Series B: Biological Sciences*, 271(1537), 333–340. <https://doi.org/10.1098/rspb.2003.2555>
- Clark, R. D. Jr, Alexander, G. R., & Growing, H. (1980). Mathematical description of trout-stream fisheries. *Transactions of the American Fisheries Society*, 109, 587–602. [https://doi.org/10.1577/1548-8659\(1980\)109<587:MDOTF>2.0.CO;2](https://doi.org/10.1577/1548-8659(1980)109<587:MDOTF>2.0.CO;2)
- Coggins, L. G. Jr, Catalano, M. J., Allen, M. S., Pine, W. E. III, & Walters, C. J. (2007). Effects of cryptic mortality and the hidden costs of using length limits in fishery management. *Fish and Fisheries*, 8, 196–210. <https://doi.org/10.1111/j.1467-2679.2007.00247.x>
- Cooper, W. T., Barbieri, L. R., Murphy, M. D., & Lowerre-Barbieri, S. K. (2013). Assessing stock reproductive potential in species with indeterminate fecundity: Effects of age truncation and size-dependent reproductive timing. *Fisheries Research*, 138, 31–41. <https://doi.org/10.1016/j.fishres.2012.05.016>
- Craig, J. F., & Kipling, C. (1983). Reproduction effort versus the environment; case histories of Windermere perch, *Perca fluviatilis* L., and pike, *Esox lucius* L. *Journal of Fish Biology*, 22, 713–727. <https://doi.org/10.1111/j.1095-8649.1983.tb04231.x>
- Crane, D. P., Miller, L. M., Diana, J. S., Casselman, J. M., Farrell, J. M., Kapuscinski, K. L., & Nohner, J. K. (2015). Muskellunge and northern pike ecology and management: Important issues and research needs. *Fisheries*, 40, 258–267. <https://doi.org/10.1080/03632415.2015.1038382>
- Dunning, D. J., Ross, Q., & Gladden, J. (1982). Evaluation of minimum-length limits for St. Lawrence River northern pike. *North American Journal of Fisheries Management*, 2, 171–175. [https://doi.org/10.1577/1548-8659\(1982\)2<171:EOMSLF>2.0.CO;2](https://doi.org/10.1577/1548-8659(1982)2<171:EOMSLF>2.0.CO;2)
- Edeline, E., Ari, T. B., Vøllestad, L. A., Winfield, I. J., Fletcher, J. M., James, J. B., & Stenseth, N. C. (2008). Antagonist selection from predators and pathogens alters food-web structure. *Proceedings of the National Academy of Sciences of the United States of America*, 105, 19792–19796.
- Edeline, E., Carlson, S. M., Stige, L. C., Winfield, I. J., Fletcher, J. M., James, J. B., ... Stenseth, N. C. (2007). Trait changes in a harvested population are driven by dynamic tug-of-war between natural and harvest selection. *Proceedings of the National Academy of Sciences of the United States of America*, 104, 15799–15804.
- Eikeset, A. M., Dunlop, E. S., Heino, M., Storvik, G., Stenseth, N. C., & Dieckmann, U. (2016). Roles of density-dependent growth and life history evolution in accounting for fisheries-induced trait changes.



- Proceedings of the National Academy of Sciences*, 113, 15030–15035. <https://doi.org/10.1073/pnas.1525749113>
- Eikeset, A. M., Richter, A., Dunlop, E. S., Dieckmann, U., & Stenseth, N. C. (2013). Economic repercussions of fisheries-induced evolution. *Proceedings of the National Academy of Sciences*, 110, 12259–12264. <https://doi.org/10.1073/pnas.1212593110>
- Eslinger, L. D., Dolan, D. M., & Newman, S. P. (2010). Factors affecting recruitment of age-0 muskellunge in Escanaba Lake, Wisconsin, 1987–2006. *North American Journal of Fisheries Management*, 30, 908–920. <https://doi.org/10.1577/M09-114.1>
- Eslinger, L. D., Sass, G. G., Shaw, S. L., & Newman, S. P. (2017). Muskellunge population responses to angler catch-and-release practices in Escanaba Lake, Wisconsin, 1987–2014. *American Fisheries Society, Symposium*, 85, 337–355.
- FAO (2012). *Technical guidelines for responsible fisheries: Recreational fisheries* (192 pp.). Rome, Italy: FAO.
- Ford, E. (1933). An account of the herring investigations conducted at Plymouth during the years from 1924 to 1933. *Journal of the Marine Biological Association of the United Kingdom*, 19, 305–384. <https://doi.org/10.1017/S0025315400055910>
- Fournier, D. A., Skaug, H. J., Ancheta, J., Ianelli, J., Magnusson, A., Maunder, M. N., ... Sibert, J. (2012). AD Model Builder: Using automatic differentiation for statistical inference of highly parameterized complex nonlinear models. *Optimization Methods and Software*, 27, 233–249. <https://doi.org/10.1080/10556788.2011.597854>
- Francis, R. C., Hixon, M. A., Clarke, M. E., Murawski, S. A., & Ralston, S. (2007). Ten commandments for ecosystem-based fisheries scientists. *Fisheries*, 32, 217–233. [https://doi.org/10.1577/1548-8446\(2007\)32\[217:TCFBFS\]2.0.CO;2](https://doi.org/10.1577/1548-8446(2007)32[217:TCFBFS]2.0.CO;2)
- Froese, R. (2004). Keep it simple: Three indicators to deal with overfishing. *Fish and Fisheries*, 5, 86–91.
- Froese, R., Stern-Pirlot, A., Winker, H., & Gascuel, D. (2008). Size matters: How single-species management can contribute to ecosystem-based fisheries management. *Fisheries Research*, 92, 231–241. <https://doi.org/10.1016/j.fishres.2008.01.005>
- Froese, R., Walters, C., Pauly, D., Winker, H., Weyl, O. L. F., Demirel, N., ... Holt, S. J. (2016). A critique of the balanced harvesting approach to fishing. *ICES Journal of Marine Science*, 73, 1640–1650. <https://doi.org/10.1093/icesjms/fsv122>
- Frost, W. E., & Kipling, C. (1967). A study of reproduction, early life, weight-length relationship and growth of pike, *Esox lucius* L., in Windermere. *Journal of Animal Ecology*, 36, 651–693. <https://doi.org/10.2307/2820>
- Gaeta, J. W., Ahrenstorff, T. D., Diana, J. S., Fetzer, W. W., Jones, T. S., Lawson, Z. J., ... Vander Zanden, M. J. (2018). Go big or ... don't? A field-based diet evaluation of freshwater piscivore and prey fish size relationships. *PLoS ONE*, 13, e0194092. <https://doi.org/10.1371/journal.pone.0194092>
- García, S., Sparre, P., & Csrirke, J. (1989). Estimating surplus production and maximum sustainable yield from biomass data when catch and effort time series are not available. *Fisheries Research*, 8, 13–23. [https://doi.org/10.1016/0165-7836\(89\)90037-4](https://doi.org/10.1016/0165-7836(89)90037-4)
- García-Asorey, M. I., Escati-Penalzoza, G., Parma, A. M., & Pascual, M. A. (2011). Conflicting objectives in trophy trout recreational fisheries: Evaluating trade-offs using an individual-based model. *Canadian Journal of Fisheries and Aquatic Sciences*, 68, 1892–1904. <https://doi.org/10.1139/f2011-108>
- Gilbert, S. J., & Sass, G. G. (2016). Trends in a northern Wisconsin muskellunge fishery: Results from a country-wide angling contest, 1964–2010. *Fisheries Management and Ecology*, 23, 172–176.
- Goodyear, C. P. (1980). Compensation in fish populations. In C. H. Hocutt, & J. R. Stauffer (Eds.), *Biological monitoring of fish* (pp. 253–280). Lexington, MA: D. C. Heath and Company.
- Gröger, J. P., Winkler, H., & Rountree, R. A. (2007). Population dynamics of pikeperch (*Sander lucioperca*) and its linkage to fishery driven and climatic influences in a southern Baltic lagoon of the Darss-Zingst Bodden chain. *Fisheries Research*, 84, 189–201. <https://doi.org/10.1016/j.fishres.2006.10.018>
- Gwinn, D. C., Allen, M. S., Johnston, F. D., Brown, P., Todd, C. R., & Arlinghaus, R. (2015). Rethinking length-based fisheries regulations: The value of protecting old and large fish with harvest slot. *Fish and Fisheries*, 16, 259–281.
- Haugen, T. O., Winfield, I. J., Vøllestad, L. A., Fletcher, J. M., James, J. B., & Stenseth, N. C. (2007). Density dependence and the density independence in the demography and dispersal of pike over four decades. *Ecological Monographs*, 77, 483–502.
- Hilborn, R. (2007). Defining success in fisheries and conflicts in objectives. *Marine Policy*, 31, 153–158. <https://doi.org/10.1016/j.marpol.2006.05.014>
- Hixon, M. A., Johnson, D. W., & Sogard, S. M. (2014). BOFFFFs: On the importance of conserving old-growth age structure in fishery populations. *ICES Journal of Marine Science*, 71, 2171–2185. <https://doi.org/10.1093/icesjms/fst200>
- Hsieh, C. H., Reiss, C. S., Hunter, J. R., Beddington, J. R., May, R. M., & Sugihara, G. (2006). Fishing elevates variability in the abundance of exploited species. *Nature*, 443, 859–862. <https://doi.org/10.1038/nature05232>
- Hsieh, C. H., Yamauchi, A., Nakazawa, T., & Wang, W. F. (2010). Fishing effects on age and spatial structures undermine population stability in fishes. *Aquatic Sciences*, 72, 165–178.
- Hühn, D., & Arlinghaus, R. (2011). Determinants of hooking mortality in freshwater recreational fisheries: A quantitative meta-analysis. *American Fisheries Society Symposium*, 75, 141–170.
- Jensen, A. L. (1981). Optimum size limits for trout fisheries. *Canadian Journal of Fisheries and Aquatic Sciences*, 38, 657–661. <https://doi.org/10.1139/f81-088>
- Johnston, F. D., Arlinghaus, R., & Dieckmann, U. (2010). Diversity and complexity of angler behaviour drive socially optimal input and output regulations in a bioeconomic recreational-fisheries model. *Canadian Journal of Fisheries and Aquatic Sciences*, 67, 1507–1531. <https://doi.org/10.1139/F10-046>
- Johnston, F. D., Beardmore, B., & Arlinghaus, R. (2015). Optimal management of recreational fisheries in the presence of hooking mortality and noncompliance—predictions from a bioeconomic model incorporating a mechanistic model of angler behavior. *Canadian Journal of Fisheries and Aquatic Sciences*, 72, 37–53. <https://doi.org/10.1139/cjfas-2013-0650>
- Jørgensen, C., Dunlop, E. S., Opdal, A. F., & Fiksen, O. (2008). The evolution of spawning migrations: State dependence and fishing-induced changes. *Ecology*, 89, 3436–3448. <https://doi.org/10.1890/07-1469.1>
- Jørgensen, C., Enberg, K., Dunlop, E. S., Arlinghaus, R., Boukal, D. S., Brander, K., ... Rijnsdorp, A. D. (2007). Ecology: Managing evolving fish stocks. *Science*, 318, 1247–1248. <https://doi.org/10.1126/science.1148089>
- Klefoth, T., Pieterek, T., & Arlinghaus, R. (2013). Impacts of domestication on angling vulnerability of common carp, *Cyprinus carpio*: The role of learning, foraging behaviour and food preferences. *Fisheries Management and Ecology*, 20, 174–186.
- Koehn, J. D., & Todd, C. R. (2012). Balancing conservation and recreational fishery objectives for a threatened fish species, the Murray cod, *Maccullochella peelii*. *Fisheries Management and Ecology*, 19, 410–425. <https://doi.org/10.1111/j.1365-2400.2012.00856.x>
- Kotakorpi, M., Tiainen, J., Olin, M., Lehtonen, H., Nyberg, K., Ruuhijärvi, J., & Kuparinen, A. (2013). Intensive fishing can mediate stronger size-dependent maternal effect in pike (*Esox lucius*). *Hydrobiologia*, 718, 109–118. <https://doi.org/10.1007/s10750-013-1607-5>
- Langangen, Ø., Edeline, E., Ohlberger, J., Winfield, I. J., Fletcher, J. M., James, J. B., ... Vøllestad, L. A. (2011). Six decades of pike and perch population dynamics in Windermere. *Fisheries Research*, 109, 131–139. <https://doi.org/10.1016/j.fishres.2011.01.029>

- Larkin, P. A. (1977). An epitaph for the concept of maximum sustained yield. *Transactions of the American Fisheries Society*, 106, 1–11. [https://doi.org/10.1577/1548-8659\(1977\)106<1:AFTCO>2.0.CO;2](https://doi.org/10.1577/1548-8659(1977)106<1:AFTCO>2.0.CO;2)
- Law, R. (2007). Fisheries-induced evolution: Present status and future directions. *Marine Ecology Progress Series*, 335, 271–277. <https://doi.org/10.3354/meps335271>
- Law, R., & Plank, M. J. (2018). Balanced harvesting could reduce fisheries-induced evolution. *Fish and Fisheries*, 19, 1078–1091. <https://doi.org/10.1111/faf.12313>
- Le Bris, A., Mills, K. E., Wahle, R. A., Chen, Y., Alexander, M. A., Allyn, A. J., ... Pershing, A. J. (2018). Climate vulnerability and resilience in the most valuable North American fishery. *Proceedings of the National Academy of Sciences of the United States of America*, 115, 1831–1836. <https://doi.org/10.1073/pnas.1711122115>
- Le Bris, A., Pershing, A. J., Hernandez, C. M., Mills, K. E., & Sherwood, G. D. (2015). Modelling the effects of variation in reproductive traits on fish population resilience. *ICES Journal of Marine Science*, 72, 2590–2599. <https://doi.org/10.1093/icesjms/fsv154>
- Lenker, M. A., Weidel, B. C., Jensen, O. P., & Solomon, C. T. (2016). Developing recreational harvest regulations for an unexploited lake trout population. *North American Journal of Fisheries Management*, 36, 385–397. <https://doi.org/10.1080/02755947.2015.1131780>
- Lester, N. P., Shuter, B. J., Venturelli, P., & Nadeau, D. (2014). Life-history plasticity and sustainable exploitation: A theory of growth compensation applied to walleye management. *Ecological Applications*, 24, 38–54. <https://doi.org/10.1890/12-2020.1>
- Lorenzen, K. (2000). Allometry of natural mortality as a basis for assessing optimal release size in fish-stocking programmes. *Canadian Journal of Fisheries and Aquatic Sciences*, 57, 2374–2381. <https://doi.org/10.1139/f00-215>
- Lorenzen, K. (2005). Population dynamics and potential of fisheries stock enhancement: Practical theory for assessment and policy analysis. *Philosophical Transactions of the Royal Society B: Biological Sciences*, 360, 171–189. <https://doi.org/10.1098/rstb.2004.1570>
- Lorenzen, K. (2016). Toward a new paradigm for growth modelling in fisheries stock assessments: Embracing plasticity and its consequences. *Fisheries Research*, 180, 4–22.
- Lorenzen, K., & Enberg, K. (2002). Density-dependent growth as a key mechanism in the regulation of fish populations: Evidence from among-population comparisons. *Proceedings of the Royal Society of London. Series B: Biological Sciences*, 269(1486), 49–54. <https://doi.org/10.1098/rspb.2001.1853>
- Louvén Wallerius, M., Gräns, A., Koeck, B., Berger, D., Sandblom, E., Ekström, A., ... Johnsson, J. I. (2019). Socially induced stress and behavioural inhibition in response to angling exposure in rainbow trout. *Fisheries Management and Ecology*, 26, 611–620. <https://doi.org/10.1111/fme.12373>
- Maceina, M. J., Bettoli, P. W., Finely, S. D., & DiCenzo, V. J. (1998). Analyses of the sauger fishery with simulated effects of a minimum-length limit in the Tennessee River of Alabama. *North American Journal of Fisheries Management*, 18, 66–75. [https://doi.org/10.1577/1548-8675\(1998\)018<0066:AOTFSW>2.0.CO;2](https://doi.org/10.1577/1548-8675(1998)018<0066:AOTFSW>2.0.CO;2)
- Mann, R. H. K. (1980). The numbers and production of pike (*Esox lucius*) in two Dorset rivers. *Journal of Animal Ecology*, 49, 899–915. <https://doi.org/10.2307/4234>
- Marshall, D. J., Gaines, S., Warner, R., Barneche, D. R., & Bode, M. (2019). Underestimating the benefits of marine protected areas for the replenishment of fished populations. *Frontiers in Ecology and the Environment*, 17(7), 407–413. <https://doi.org/10.1002/fee.2075>
- Marshall, D. J., Heppell, S. S., Munch, S. B., & Warner, R. R. (2010). The relationship between maternal phenotype and offspring quality: Do older mothers really produce the best offspring? *Ecology*, 91, 2862–2873. <https://doi.org/10.1890/09-0156.1>
- Martell, S. J. D., Pine, W. E., & Walters, C. J. (2008). Parameterizing age-structured models from a fisheries management perspective. *Canadian Journal of Fisheries and Aquatic Sciences*, 65, 1586–1600. <https://doi.org/10.1139/F08-055>
- Matsumura, S., Arlinghaus, R., & Dieckmann, U. (2011). Assessing evolutionary consequences of size-selective recreational fishing on multiple life-history traits, with an application to northern pike (*Esox lucius*). *Evolutionary Ecology*, 25, 711–735. <https://doi.org/10.1007/s10682-010-9444-8>
- McGilliard, C. R., Punt, A. E., Hilborn, R., & Essington, T. (2017). Modelling the impacts of two-age-related portfolio effects on recruitment variability with and without a marine reserve. *Ecological Applications*, 27, 1985–2000.
- Minns, C. K., Randall, R. G., Moore, J. E., & Cairns, V. W. (1996). A model simulating the impact of habitat supply limits on northern pike, *Esox lucius*, in Hamilton Harbour, Lake Ontario. *Canadian Journal of Fisheries and Aquatic Sciences*, 53, 20–34.
- Moreau, C. M., & Matthias, B. G. (2018). Using limited data to identify optimal bag and size limits to prevent overfishing. *North American Journal of Fisheries Management*, 38, 747–758. <https://doi.org/10.1002/nafm.10073>
- Myers, R. A., Bowen, K. G., & Barrowman, N. J. (1999). Maximum reproductive rate of fish at low population sizes. *Canadian Journal of Fisheries and Aquatic Sciences*, 56, 2404–2419. <https://doi.org/10.1139/f99-201>
- Myers, R. A., & Mertz, G. (1998). The limits of exploitation: A precautionary approach. *Ecological Applications*, 8, 165–169. <https://doi.org/10.2307/2641375>
- Neumann, R. M., Guy, C. S., & Willis, D. W. (2012). Length, weight, and associated indices. In A. V. Zale, D. L. Parrish, & T. M. Sutton (Eds.), *Fisheries techniques* (3rd ed., pp. 637–676). Bethesda, MD: American Fisheries Society.
- Noble, R. L., & Jones, T. W. (1999). Managing fisheries with regulations. In C. C. Kohler, & W. A. Hubert (Eds.), *Inland fisheries management in North America* (2nd ed., pp. 455–480). Bethesda, MD: American Fisheries Society.
- O'Farrell, M. R., & Botsford, L. W. (2006). The fisheries management implications of maternal-age-dependent larval survival. *Canadian Journal of Fisheries and Aquatic Sciences*, 63, 2249–2258. <https://doi.org/10.1139/f06-130>
- Ohlberger, J., Thackeray, S. J., Winfield, I. J., Maberly, S. C., & Vøllestad, L. A. (2014). When phenology matters: Age-size truncation alters population response to trophic mismatch. *Proceedings of the Royal Society B: Biological Sciences*, 281, 20140938.
- Pagel, T., Bekkevold, D., Pohlmeier, S., Wolter, C., & Arlinghaus, R. (2015). Thermal and maternal environments shape the value of early hatching in a natural population of a strongly cannibalistic freshwater fish. *Oecologia*, 178, 951–965. <https://doi.org/10.1007/s00442-015-3301-y>
- Paxton, C. G. M., Winfield, I. J., Fletcher, J. M., George, D. G., & Hewitt, D. P. (2009). Investigation of the first year biotic and abiotic influences on the recruitment of pike *Esox lucius* over 48 years in Windermere, U.K. *Journal of Fish Biology*, 74, 2279–2298.
- Persson, L., Bertolo, A., & De Roos, A. M. (2006). Temporal stability in size distributions and growth rates of three *Esox lucius* L. populations. A result of cannibalism? *Journal of Fish Biology*, 69, 461–472.
- Persson, L., De Roos, A. M., Claessen, D., Bystrom, P., Lovgren, J., Sjogren, S., ... Westman, E. (2003). Gigantic cannibals driving a whole-lake trophic cascade. *Proceedings of the National Academy of Sciences of the United States of America*, 100, 4035–4039. <https://doi.org/10.1073/pnas.0636404100>
- Peterson, I., & Wroblewski, J. S. (1984). Mortality rate of fishes in the pelagic ecosystem. *Canadian Journal of Fisheries and Aquatic Sciences*, 41, 1117–1120. <https://doi.org/10.1139/f84-131>
- Pierce, R. B. (2010). Long-term evaluations of length limit regulations for northern pike in Minnesota. *North American Journal of Fisheries Management*, 30, 412–432. <https://doi.org/10.1577/M09-050.1>

- Pierce, R. B., & Tomcko, C. M. (1998). Angler noncompliance with slot length limits for northern pike in five small Minnesota lakes. *North American Journal of Fisheries Management*, 18, 720–724. [https://doi.org/10.1577/1548-8675\(1998\)018<0720:ANWSLL>2.0.CO;2](https://doi.org/10.1577/1548-8675(1998)018<0720:ANWSLL>2.0.CO;2)
- Pierce, R. B., Tomcko, C. M., & Schupp, D. H. (1995). Exploitation of northern pike in seven small north-central Minnesota lakes. *North American Journal of Fisheries Management*, 15, 601–609. [https://doi.org/10.1577/1548-8675\(1995\)015<0601:EONPIS>2.3.CO;2](https://doi.org/10.1577/1548-8675(1995)015<0601:EONPIS>2.3.CO;2)
- Prince, J., & Hordyk, A. (2019). What to do when you have almost nothing: A simple quantitative prescription for managing extremely data-poor fisheries. *Fish and Fisheries*, 20, 224–238. <https://doi.org/10.1111/faf.12335>
- Raat, A. J. P. (1988). *Synopsis of biological data on the northern pike (Esox lucius Linnaeus, 1758)*. FAO Fisheries Synopsis 30, Review 2. Rome, Italy: FAO.
- Reddy, S. M. W., Wentz, A., Aburto-Oropeza, O., Maxey, M., Nagavarapu, S., & Leslie, H. M. (2013). Evidence of market-driven size-selective fishing and the mediating effects of biological and institutional factors. *Ecological Applications*, 23, 726–741. <https://doi.org/10.1890/12-1196.1>
- Reed, W. J. (1980). Age-specific harvesting in a nonlinear population model. *Biometrics*, 36, 579–593.
- Reznick, D., Bryant, M., & Holmes, D. (2006). The evolution of senescence and post-reproductive lifespan in guppies (*Poecilia reticulata*). *PLoS Biology*, 4, e7.
- Ricker, W. E. (1945). A method for estimating minimum-length limits for obtaining maximum yield. *Copeia*, 1945, 84–94.
- Ricker, W. E. (1954). Stock and recruitment. *Journal of the Fisheries Board of Canada*, 11, 559–623. <https://doi.org/10.1139/f54-039>
- Rose, K. A., Cowan, J. H., Winemiller, K. O., Myers, R. A., & Hilborn, R. (2001). Compensatory density-dependence in fish populations: Importance, controversy, understanding and prognosis. *Fish and Fisheries*, 2, 293–327. <https://doi.org/10.1046/j.1467-2960.2001.00056.x>
- Rouyer, T., Ottersen, G., Durant, J. M., Hidalgo, M., Hjermann, D. Ø., Persson, J., ... Stenseth, N. C. (2011). Shifting dynamic forces in fish stock fluctuations triggered by age truncation? *Global Change Biology*, 17, 3046–3057. <https://doi.org/10.1111/j.1365-2486.2011.02443.x>
- Saila, S. B. (1956). Estimates of the minimum-length-limit for maximum yield and production of chain pickerel, *Esox niger* Le Sueur, in Rhode Island. *Limnology and Oceanography*, 1, 195–201.
- Sánchez-Hernández, J., Shaw, S. L., Cobo, F., & Allen, M. S. (2016). Influence of a minimum-length limit regulation on wild brown trout: An example of recruitment and growth overfishing. *North American Journal of Fisheries Management*, 36, 1024–1035. <https://doi.org/10.1080/02755947.2016.1184204>
- Sass, G. G., & Shaw, S. L. (2019). Catch-and-release influences on inland recreational fisheries. *Reviews in Fisheries Science & Aquaculture*, 1–17. <https://doi.org/10.1080/23308249.2019.1701407>
- Schaefer, M. B. (1957). Some considerations of population dynamics and economics in relation to the management of commercial marine fisheries. *Journal of the Fisheries Research Board of Canada*, 14, 669–681.
- Sguotti, C., Otto, S. A., Cormon, X., Werner, K. M., Deyle, E., Sugihara, G., & Möllmann, C. (2019). Non-linearity in stock-recruitment relationships of Atlantic cod: Insights from a multi-model approach. *ICES Journal of Marine Science*, in press. <https://doi.org/10.1093/icesjms/fsz113>
- Sharma, C. M., & Borgström, R. (2008). Increased population density of pike *Esox lucius* – A result of selective harvest of large individuals. *Ecology of Freshwater Fish*, 17, 590–596.
- Shaw, S. L., Sass, G. G., & VanDeHey, J. A. (2018). Maternal effects better predict walleye recruitment in Escanaba Lake, Wisconsin, 1957–2015: Implications for regulations. *Canadian Journal of Fisheries and Aquatic Sciences*, 75, 2320–2331. <https://doi.org/10.1139/cjfas-2017-0318>
- Shelton, A. O., Hutchings, J. A., Waples, R. S., Keith, D. M., Akcakaya, H. R., & Dulvy, N. K. (2015). Maternal age effects on Atlantic cod recruitment and implications for future population trajectories. *ICES Journal of Marine Science*, 72, 1769–1778. <https://doi.org/10.1093/icesjms/fsv058>
- Skov, C., & Nilsson, P. A. (2018). *Biology and ecology of pike*. Boca Raton, FL: Taylor and Francis Group, CRC Press.
- Steward, D. R., Long, J. M., & Shoup, D. E. (2016). Simulation modeling to explore the effects of length-based harvest regulations for *Ictalurus* fisheries. *North American Journal of Fisheries Management*, 36, 1190–1204.
- Stige, L. C., Yarina, N. A., Langangen, Ø., Bogstad, B., Stenseth, N. C., & Ottersen, G. (2017). Effect of a fish stock's demographic structure on offspring survival and sensitivity to climate. *Proceedings of the National Academy of Sciences of the United States of America*, 114, 1347–1352. <https://doi.org/10.1073/pnas.1621040114>
- Stubberud, M. W., Vindenes, Y., Vøllestad, L. A., Winfield, I. J., Stenseth, N. C., & Langangen, Ø. (2019). Effects of size- and sex-selective harvesting: An integral projection model approach. *Ecology & Evolution*, 22, 12556–12570. <https://doi.org/10.1002/ece3.5719>
- Svedäng, H., & Hornborg, S. (2014). Selective fishing induces density-dependent growth. *Nature Communications*, 5, 4152. <https://doi.org/10.1038/ncomms5152>
- Szuwalski, C. S., Vert-Pre, K. A., Punkt, A. E., Branch, T. A., & Hilborn, R. (2015). Examining common assumptions about recruitment: A meta-analysis of recruitment dynamics for worldwide marine fisheries. *Fish and Fisheries*, 16, 633–648. <https://doi.org/10.1111/faf.12083>
- Tesch, F. W. (1959). Kritische Betrachtungen zum Mindestmaß bei Nutzfischen. *Deutsche Fischereizeitung*, 5, 131–139.
- Then, A. Y., Hoenig, J. M., Hall, N. G., & Hewitt, D. A. (2015). Evaluating the predictive performance of empirical estimators of natural mortality rate using information on over 200 fish species. *ICES Journal of Marine Science*, 72, 82–92. <https://doi.org/10.1093/icesjms/fsv136>
- Tiainen, J., Olin, M., Lehtonen, H., Nyberg, K., & Ruuhijärvi, J. (2017). The capability of harvestable slot-length limit regulation in conserving large and old northern pike (*Esox lucius*). *Boreal Environment Research*, 22, 169–186.
- Uusi-Heikkilä, S., Böckenhoff, L., Wolter, C., & Arlinghaus, R. (2012). Differential allocation by female zebrafish (*Danio rerio*) to different-sized males - An example in a fish species lacking parental care. *PLoS ONE*, 7, e48317. <https://doi.org/10.1371/journal.pone.0048317>
- Van Gemert, R., & Andersen, K. H. (2018). Implications of late-in-life density-dependent growth for fishery size-at-entry leading to maximum sustainable yield. *ICES Journal of Marine Science*, 75, 1296–1305. <https://doi.org/10.1093/icesjms/fsx236>
- Van Kooten, T., Persson, L., & De Roos, A. M. (2007). Size-dependent mortality induces life-history changes mediated through population dynamical feedbacks. *The American Naturalist*, 170, 258–270. <https://doi.org/10.1086/518947>
- Venturelli, P. A., Murphy, C. A., Shuter, B. J., Johnston, T. A., van Coeverden de Groot, P. J., Boag, P. T., ... Leggett, W. C. (2010). Maternal influences on population dynamics: Evidence from an exploited freshwater fish. *Ecology*, 91, 2003–2012. <https://doi.org/10.1890/09-1218.1>
- Vindenes, Y., Langangen, Ø., Winfield, I. J., & Vøllestad, S. A. (2016). Fitness consequences of early life conditions and maternal size effects in a freshwater top predator. *Journal of Animal Ecology*, 85, 692–704. <https://doi.org/10.1111/1365-2656.12489>
- Von Bertalanffy, L. (1938). A quantitative theory of organic growth (inquiries on growth laws II). *Human Biology*, 10, 181–213.
- Walford, L. A. (1946). A new graphic method of describing the growth of animals. *Biological Bulletin*, 90, 141–147. <https://doi.org/10.2307/1538217>
- Walters, C. J., Hilborn, R., & Christensen, V. (2008). Surplus production dynamics in declining and recovering fish populations. *Canadian*

- Journal of Fisheries and Aquatic Science*, 65, 2536–2551. <https://doi.org/10.1139/F08-170>
- Walters, C. J., & Martell, S. J. D. (2004). *Fisheries ecology and management*. Princeton, NJ: Princeton University Press.
- Walters, C. J., & Post, J. R. (1993). Density-dependent growth and competitive asymmetries in size-structured fish populations: A theoretical model and recommendations for field experiments assessment of changes in stock-recruitment relationships. *Transactions of the American Fisheries Society*, 122, 34–45. [https://doi.org/10.1577/1548-8659\(1993\)122<0034:DDGACA>2.3.CO;2](https://doi.org/10.1577/1548-8659(1993)122<0034:DDGACA>2.3.CO;2)
- Wikström, A., Ripa, J., & Jonzén, N. (2011). The role of harvesting in age-structured populations: Disentangling dynamic and age truncation effects. *Theoretical Population Biology*, 82, 348–354. <https://doi.org/10.1016/j.tpb.2011.12.008>
- Witteveen, A. (2019). Estimating the impact of size dependent pricing on fisher revenues under the EU landing obligation. *Marine Policy*, 110, 103570. <https://doi.org/10.1016/j.marpol.2019.103570>
- Wolff, M., Taylor, M. H., & Tesfaye, G. (2015). Implications of using small meshed gillnets for the sustainability of fish populations: A theoretical exploration based on three case studies. *Fisheries Management and Ecology*, 22, 379–387. <https://doi.org/10.1111/fme.12137>
- Worm, B., Hilborn, R., Baum, J. K., Branch, T. A., Collie, J. S., Costello, C., ... Zeller, D. (2009). Rebuilding global fisheries. *Science*, 325, 578–585. <https://doi.org/10.1126/science.1173146>
- Zhao, Y., Kocovsky, P. M., & Madenjian, C. P. (2013). Development of a stock-recruitment model and assessment of biological reference points for the Lake Erie walleye fishery. *North American Journal of Fisheries Management*, 33, 956–964. <https://doi.org/10.1080/02755947.2013.822442>
- Zhou, S., Yin, S., Thorson, J. T., Smith, A. D. M., & Fuller, M. (2012). Linking fishing mortality reference points to life history traits: An empirical study. *Canadian Journal of Fisheries and Aquatic Sciences*, 69, 1292–1301.
- Zimmermann, F., & Jørgensen, C. (2017). Taking animal breeding into the wild: Regulation of fishing gear can make fish stocks evolve higher productivity. *Marine Ecology Progress Series*, 563, 185–195. <https://doi.org/10.3354/meps11996>
- Zimmermann, F., Ricard, D., & Heino, M. (2018). Density regulation in northeast Atlantic fish populations: Density dependence is stronger in recruitment than in somatic growth. *Journal of Animal Ecology*, 87, 672–681. <https://doi.org/10.1111/1365-2656.12800>

**How to cite this article:** Ahrens RNM, Allen MS, Walters C, Arlinghaus R. Saving large fish through harvest slots outperforms the classical minimum-length limit when the aim is to achieve multiple harvest and catch-related fisheries objectives. *Fish Fish*. 2020;21:483–510. <https://doi.org/10.1111/faf.12442>