



Saturation and BFKL dynamics in the HERA data at small- x

E. Iancu, K. Itakura, S. Munier

► **To cite this version:**

E. Iancu, K. Itakura, S. Munier. Saturation and BFKL dynamics in the HERA data at small- x . Physics Letters B, Elsevier, 2004, 590, pp.199-208. <hal-00170462>

HAL Id: hal-00170462

<https://hal.archives-ouvertes.fr/hal-00170462>

Submitted on 7 Sep 2007

HAL is a multi-disciplinary open access archive for the deposit and dissemination of scientific research documents, whether they are published or not. The documents may come from teaching and research institutions in France or abroad, or from public or private research centers.

L'archive ouverte pluridisciplinaire **HAL**, est destinée au dépôt et à la diffusion de documents scientifiques de niveau recherche, publiés ou non, émanant des établissements d'enseignement et de recherche français ou étrangers, des laboratoires publics ou privés.

default

Saturation and BFKL dynamics in the HERA data at small x

E. Iancu, K. Itakura

Service de Physique Théorique, CEA/DSM/SPhT, Unité de recherche associée au CNRS (URA D2306), CEA Saclay, F-91191 Gif-sur-Yvette, France

S. Munier

Centre de Physique Théorique, Unité mixte de recherche du CNRS (UMR 7644), École Polytechnique, F-91128 Palaiseau, France

Abstract

We show that the HERA data for the inclusive structure function $F_2(x, Q^2)$ for $x \leq 10^{-2}$ and $0.045 \leq Q^2 \leq 45 \text{ GeV}^2$ can be well described within the color dipole picture, with a simple analytic expression for the dipole-proton scattering amplitude, which is an approximate solution to the non-linear evolution equations in QCD. For dipole sizes less than the inverse saturation momentum $1/Q_s(x)$, the scattering amplitude is the solution to the BFKL equation in the vicinity of the saturation line. It exhibits geometric scaling and scaling violations by the diffusion term. For dipole sizes larger than $1/Q_s(x)$, the scattering amplitude saturates to one. The fit involves three parameters: the proton radius R , the value x_0 of x at which the saturation scale Q_s equals 1 GeV, and the logarithmic derivative of the saturation momentum λ . The value of λ extracted from the fit turns out to be consistent with a recent calculation using the next-to-leading order BFKL formalism.

A main source of theoretical excitement about the high energy, or “small- x ”, regime of deep inelastic lepton-hadron scattering (DIS), as currently investigated at HERA [1], is the possibility to reach a new regime of QCD [2–8], which is characterized by high parton densities, but remains within the realm of perturbation theory, because the high density introduces a hard scale for the running of the QCD coupling α_s . For sufficiently high energies, perturbative QCD consistently predicts that the small- x gluons in a hadron wavefunction should form a Color Glass Condensate (CGC) [7]. This is a state characterized

by a hard saturation momentum $Q_s(x)$ which grows rapidly with $1/x$ [2,5,9–11], and by large occupation numbers, of order $1/\alpha_s$, for all gluonic modes with transverse momentum less than or equal to Q_s [5,8]. The saturation momentum is a measure of the gluon density in the impact parameter space, and thus a natural scale for evaluating α_s at high energies.

Perturbative QCD also allows us to construct non-linear evolution equations [6,7] (see also Refs. [2,3] for early versions of these equations) which describe the formation and the properties of the CGC, and its consequences for high energy scattering. These equations resum all powers of $\alpha_s \ln(1/x)$, together with the non-linear (higher-twist) effects responsible for gluon saturation and for the unitarization of the scattering amplitude at fixed impact parameter. So far, the general non-linear equations are known only to leading order (LO) in α_s , but the accuracy is higher for the linear equation which governs the approach towards saturation (say, when decreasing x at fixed transverse resolution $Q^2 > Q_s^2(x)$): This is the BFKL equation [12], which is presently known to next-to-leading order (NLO) in α_s [13], and whose renormalization-group improved version [14] has been recently used for a calculation of the energy dependence of the saturation scale [11]. The kinematical window for the validity of the BFKL equation in the presence of saturation has been estimated as $Q_s^2(x) < Q^2 < Q_s^4(x)/\Lambda_{\text{QCD}}^2$ [9]. Note that, with decreasing x , this kinematical region is pushed to higher Q^2 , where perturbation theory is expected to work better.

It is natural to ask whether this theoretical picture can be tested against the HERA data [1]. The answer is a priori not obvious: First, it is not clear whether the values of x at HERA are small enough for the corresponding saturation scale to be much larger than Λ_{QCD} . Second, the experimental points at HERA are correlated in such a way that the smallest values of x correspond also to rather small values of Q^2 (of order 1 GeV^2 , or less), where the use of perturbation theory becomes questionable.

A first hint towards saturation effects at HERA came from the success of the simple “saturation model” by Golec-Biernat and Wüsthoff (GBW) [16] which provided a reasonable description of the (old) HERA data [17] for $x \leq 10^{-2}$ and all Q^2 . This model has been implemented within the color dipole picture which is also the framework for the present analysis. The dipole picture [19] is a factorization scheme for DIS, which is valid at small x and is particularly convenient for the inclusion of unitarity corrections. Specifically, the scattering between the virtual photon γ^* and the proton is seen as the dissociation of γ^* into a quark-antiquark pair (the “color dipole”) followed by the interaction of this dipole with the color fields in the proton. This leads to the following expressions for the γ^*p cross-sections and the F_2 structure function:

$$F_2(x, Q^2) = (Q^2/4\pi^2\alpha_{\text{em}}) (\sigma_T + \sigma_L),$$

$$\sigma_{T,L}(x, Q^2) = \int dz d^2\mathbf{r} |\Psi_{T,L}(z, \mathbf{r}, Q^2)|^2 \sigma_{\text{dipole}}(x, \mathbf{r}). \quad (1)$$

Here, $\Psi_{T,L}$ are light-cone wavefunctions for γ^* (with transverse, or longitudinal, polarization), computable within QED (see, e.g., Ref. [16] for explicit expressions to lowest order in α_{em}). Furthermore, $\sigma_{\text{dipole}}(x, \mathbf{r})$ is the cross-section for dipole–proton scattering (for a dipole of transverse size \mathbf{r}), and encodes all the information about hadronic interactions (including unitarization effects). In Ref. [16], the dipole cross-section has been modelled as :

$$\sigma_{\text{dipole}}(x, \mathbf{r}) = \sigma_0 \left(1 - e^{-r^2 Q_s^2(x)/4}\right) \quad (2)$$

where $Q_s(x)$ plays the role of the saturation momentum, parametrized as $Q_s^2(x) = (x_0/x)^\lambda \text{ GeV}^2$. Saturation is visible in the fact that the dipole scattering amplitude $\mathcal{N}(x, \mathbf{r}) = 1 - e^{-r^2 Q_s^2(x)/4}$ approaches the unitarity bound $\mathcal{N} = 1$ for dipole sizes larger than a characteristic size $1/Q_s(x)$, which decreases when decreasing x . By fitting the three parameters σ_0 , x_0 and λ , GBW managed to give a rather good description of the old HERA data, for both the inclusive and the diffractive structure functions. More importantly — since, in the mean time, the simple parametrization in eq. (1) has been essentially ruled out [18] (see also below) by the advent of a new set of data [1], with a much higher accuracy —, the original success of the “saturation model” allows us to draw a few interesting lessons:

i) The value of the saturation scale extracted from the fit is rather large ($Q_s^2(x) > 1 \text{ GeV}^2$ for $x \leq 10^{-4}$), which suggests that a perturbative approach, including more of the dynamics of QCD, may work rather well in the regime where saturation effects become important.

ii) The inclusion of saturation, which tames the growth of F_2 with $1/x$ already at the hard scale $Q_s^2(x)$, may cure the small- x problem of the linear evolution equations [12,15] without the need to resort to soft, non-perturbative, physics.

iii) The analysis of Ref. [16] suggested a remarkable regularity of the F_2 data, known as “geometric scaling”, which has been subsequently confirmed by a model-independent analysis of the data [20]: The measured total cross-section $\sigma_{\gamma^*p}(x, Q^2) = \sigma_T + \sigma_L$ shows approximate scaling as a function of the variable $Q^2/Q_s^2(x)$ with $Q_s^2(x) \propto 1/x^\lambda$ and $\lambda \sim 0.3$. This (approximate) scaling holds for small $x \leq 10^{-2}$, and for all $Q^2 \leq 450 \text{ GeV}^2$. Whereas at low momenta $Q^2 < Q_s^2(x)$ such a scaling is indeed natural in the context of saturation, for larger $Q^2 > Q_s^2(x)$ it looks less natural, and it has been recently understood [9–11] as a consequence of BFKL evolution with saturation boundary conditions. The analysis in Refs. [9–11] predicts also scaling *violations*, in particular via the BFKL diffusion term, but so far these predictions have not been explicitly tested against the HERA phenomenology.

These observations have motivated new attempts, better rooted in QCD, towards understanding the new HERA data [1] within the picture of saturation [18,21,22]. So far, these approaches have mostly focused upon improving the behaviour of the fit at large Q^2 , by including DGLAP dynamics [15]. Because of that, they led to rather successful global fits to the data (for $x \leq 10^{-2}$ and all Q^2), but it is not clear to which extent such fits are sensitive to the details of the dynamics near, and at, saturation. In Refs. [18,21], the unitarization effects are included via the Glauber-like exponentiation of the leading-twist contribution, which is not fully consistent with the non-linear dynamics in QCD. In Ref. [22], the correct non-linear dynamics *is* included (to LO in α_s), together with DGLAP dynamics, by a combined numerical analysis of the Balitsky-Kovchegov (BK) equation [6] and of DGLAP equation. But also in that case, the success of the global fit turns out to be very much dependent upon the inclusion of DGLAP: Without the latter, that is, by using the BK equation *alone*, the fit of Ref. [22] works satisfactory only for rather low Q^2 (up to a few GeV^2). Besides, being fully numerical, the analysis in Ref. [22] does not allow to simply test some qualitative features of BFKL dynamics towards saturation, like geometric scaling and its violations.

Our aim in this Letter is to present a new analysis of the HERA data, restricted to the kinematical range where one expects important high density effects — namely, $x \leq 10^{-2}$ and $Q^2 < 50 \text{ GeV}^2$ —, with the purpose of showing that these data are consistent with our present understanding of BFKL evolution and saturation. The upper limit on Q^2 has been chosen large enough to include a significant number of “perturbative” data points, but low enough to justify the emphasis on BFKL, rather than DGLAP, evolution (for the small- x values of interest). In fact, 50 GeV^2 is roughly consistent with the estimated upper bound $Q_s^4(x)/\Lambda_{\text{QCD}}^2$ of the kinematical window for BFKL behaviour [9], given our subsequent findings for $Q_s(x)$. Within this kinematical range, we shall provide a reasonable fit ($\chi^2/\text{d.o.f.} \simeq 0.8 - 0.9$) to the new HERA data for F_2 based on a simple, analytic, formula for the dipole scattering amplitude, which is an approximate solution to the non-linear evolution equations in QCD [6,7]. We shall refer to this fit as the “CGC fit”.

It turns out that our fit involves the same set of free parameters (that is, σ_0 , x_0 and λ) as the GBW “saturation model”. The need for the first two parameters, σ_0 and x_0 , reflects the fact that, even in a first principle calculation including saturation, some aspects of the calculation remain non-perturbative: the impact parameter dependence of the scattering amplitude and the initial condition at low energy. Concerning the first aspect, we shall treat the proton as a homogeneous disk of radius R . (A more realistic impact parameter dependence, which requires a model, can be implemented along the lines of Refs. [21,22]. This is left for a later publication [23].) Then, $\sigma_{\text{dipole}}(x, \mathbf{r}) = \sigma_0 \mathcal{N}(x, \mathbf{r})$ with $\sigma_0 \equiv 2\pi R^2$ and $\mathcal{N}(x, \mathbf{r})$ given by the solution to the homogeneous version of the non-linear evolution equation. Within the approximation that we shall

use to solve this equation, the initial condition is fully characterized by one parameter: the value x_0 of x at which Q_s equals 1 GeV. The third parameter, λ , which controls the energy dependence of the saturation scale, is conceptually different, since this *can* be computed in perturbation theory [2,9–11]. As already mentioned, this parameter is presently known to NLO accuracy [11]. More precisely, the calculation in Ref. [11] shows that $\lambda(Y) \equiv d \ln Q_s^2(Y)/dY$ (with $Y = \ln 1/x$) is not simply a constant, but rather a slowly varying function, which decreases from $\lambda \approx 0.30$ for $Y = 5$ to $\lambda \approx 0.27$ for $Y = 15$, with a theoretical uncertainty of about 15%. Unfortunately, this uncertainty is still too large to permit a good description of the data: λ is the exponent which controls the growth of F_2 with Y , so the data are very sensitive to its precise value. To cope with that, we shall treat λ as a free parameter, that we shall fit from the data. Remarkably, the value of λ that will come out from the fit, namely $\lambda \approx 0.25 - 0.29$, is consistent with the theoretical prediction of Ref. [11], within the theoretical uncertainty alluded to above¹.

The function $\mathcal{N}(Y, \mathbf{r})$ will be constructed by smoothly interpolating between two limiting behaviours which are analytically under control: the solution to the BFKL equation for small dipole sizes, $r \ll 1/Q_s(x)$, and the Levin-Tuchin law [24] for larger dipoles, $r \gg 1/Q_s(x)$. As we shall check later, the quality of the fits is not very sensitive to the details of the interpolation, nor to the precise form of the approach towards the limit $\mathcal{N} = 1$. On the other hand, the data are quite sensitive to the details of the scattering amplitude at smaller sizes $r \leq 1/Q_s(x)$, and thus provide a test of BFKL dynamics. In this range, $\mathcal{N}(Y, \mathbf{r})$ will be obtained via the saddle point approximation to the LO BFKL equation, followed by an expansion to second order around the saturation saddle point. As known from Refs. [9,10], the first term in this expansion exhibits geometric scaling, while the second, “diffusion”, term brings in scaling violations, which turn out to be crucial for understanding the HERA data. The LO formalism is chosen for its simplicity: it provides an explicit expression for $\mathcal{N}(Y, \mathbf{r})$, whose physical interpretation is transparent. This is further motivated by the observation [11] that, with increasing Y , the predictions of the (RG-improved) NLO BFKL formalism get closer and closer to those of the LO equation with running coupling $\alpha_s(\mu^2)$, in which the scale μ^2 for running is set either by the size of the dipole ($\mu^2 = C/r^2$) [10], or simply by the saturation momentum ($\mu^2 = Q_s^2(x)$) [9]. To account for the lack of accuracy of the LO formalism at non-asymptotic Y , we shall treat, as announced, the saturation exponent λ — which is the critical parameter for

¹ On the other hand, this value for λ is significantly smaller than that predicted by the LO BFKL equation with running coupling [2,9–11], which varies between 0.43 and 0.37 when increasing Y from 5 to 10 [11]. This discrepancy may explain why the pure BK part of the fit in Ref. [22] (based on a numerical solution to the BK equation [6] with running coupling) is unable to accurately describe the data with $Q^2 > 1 \text{ GeV}^2$ and small x .

describing the data — as a free parameter.

Let us now briefly introduce our formulae. For both fixed coupling α_s , or running coupling $\alpha_s(Q_s(Y))$, the solution to the BFKL equation can be written in Mellin form as (for more details, see [9,10]):

$$\mathcal{N}(Y, \mathbf{r}) = \int_C \frac{d\gamma}{2\pi i} \left(\mathbf{r}^2 Q_0^2 \right)^\gamma e^{h(Y)\chi(\gamma)} \widetilde{\mathcal{N}}_0(\gamma) \quad (3)$$

where Q_0 is a reference scale of order Λ_{QCD} , $\chi(\gamma) = 2\psi(1) - \psi(\gamma) - \psi(1 - \gamma)$ with $\psi(\gamma) = d \ln \Gamma(\gamma) / d\gamma$, $\widetilde{\mathcal{N}}_0(\gamma)$ is the initial condition, and the function $h(Y)$ depends upon our assumption on the running of α_s : For fixed coupling, $h(Y) = \bar{\alpha}_s Y$ with $\bar{\alpha}_s = \alpha_s N_c / \pi$, while for a running coupling $\alpha_s(Q_s(Y))$, $h(Y)$ is determined by $dh/dY = \bar{\alpha}_s(Q_s(Y))$, with $h(0) = 0$.

In the saddle point approximation, valid when $h(Y)$ and $\rho \equiv \ln(1/\mathbf{r}^2 Q_0^2)$ are large,

$$\mathcal{N}(Y, \mathbf{r}) \simeq e^{h(Y)F(\gamma_0(\mathcal{R}), \mathcal{R})} \quad (4)$$

where $\mathcal{R} \equiv \rho/h(Y)$, $F(\gamma, \mathcal{R}) = -\gamma\mathcal{R} + \chi(\gamma)$, and $\gamma_0(\mathcal{R})$ is the saddle point for a given \mathcal{R} , determined by:

$$\left. \frac{\partial F}{\partial \gamma}(\gamma, \mathcal{R}) \right|_{\gamma=\gamma_0(\mathcal{R})} = -\mathcal{R} + \chi'(\gamma_0(\mathcal{R})) = 0. \quad (5)$$

Note that, in the approximation above, we have neglected the initial condition $\widetilde{\mathcal{N}}_0(\gamma)$, as well as the effect of the Gaussian fluctuations around the saddle point: Indeed, these are slowly varying functions, which contribute at most logarithmic terms (like $\ln h$ or $\ln \rho$) to the exponent in Eq. (4).

The saturation condition is written as: $\mathcal{N}(Y, \mathbf{r}) = \mathcal{N}_0$ for $r = 1/Q_s(Y)$, where \mathcal{N}_0 is a number of order one (its precise value is a matter of convention). To the accuracy of interest, this condition implies

$$F(\gamma_0(\mathcal{R}), \mathcal{R}) \Big|_{\mathcal{R}=\mathcal{R}_s} \equiv -\gamma_0(\mathcal{R}_s)\mathcal{R}_s + \chi(\gamma_0(\mathcal{R}_s)) = 0, \quad (6)$$

where $\mathcal{R}_s \equiv \rho_s(Y)/h(Y)$ and $\rho_s(Y) \equiv \ln(Q_s^2(Y)/Q_0^2)$.

Eq. (6) shows that \mathcal{R}_s is a pure number. Together with Eq. (5), it allows us to compute both \mathcal{R}_s and $\gamma_s \equiv \gamma_0(\mathcal{R}_s)$ (the saddle point in the vicinity of the saturation line $Q^2 = Q_s^2(Y)$). One obtains [2,9,10] : $\gamma_s = \chi(\gamma_s)/\chi'(\gamma_s) = 0.627\dots$ and $\mathcal{R}_s = \chi'(\gamma_s) = 4.883\dots$. Note that γ_s is not the same as the usual BFKL saddle point $\gamma_0 = 1/2$ (the latter would be obtained by letting $\mathcal{R} \rightarrow 0$ in Eq. (5)). Whereas γ_0 describes the evolution with Y at fixed, and relatively low, Q^2 (here, $Q^2 \sim 1/r^2$), γ_s corresponds rather to an evolution where, when

increasing Y , Q^2 is correspondingly increased, in such a way that the condition $Q^2 \sim Q_s^2(Y)$ (or $\rho \sim \rho_s(Y)$) remains satisfied.

The dipole sizes \mathbf{r} that we are interested in are smaller than, but relatively close (in logarithmic units) to, $1/Q_s(Y)$. It is therefore a very good approximation to compute $\mathcal{N}(Y, \mathbf{r})$ by expanding the exponent in Eq. (4) to second order in $\rho - \rho_s = \ln(1/\mathbf{r}^2 Q_s^2(Y))$. One then obtains [9,10]:

$$\mathcal{N}(Y, \mathbf{r}) \simeq \mathcal{N}_0 \exp \left\{ -\gamma_s(\rho - \rho_s) - \frac{\mathcal{R}_s}{2\beta\rho_s}(\rho - \rho_s)^2 \right\}, \quad (7)$$

where $\beta = \chi''(\gamma_s) = 48.518\dots$. Eq. (7) shows that, in the vicinity of the saturation line ($\rho \approx \rho_s$), where the quadratic term in the exponent can be neglected, the scattering amplitude scales as a function of $\mathbf{r}^2 Q_s^2(Y)$. This is geometric scaling. The power γ_s (or, more precisely, the difference $1 - \gamma_s \approx 0.37$) is often referred to as an ‘‘anomalous dimension’’. The quadratic, ‘‘diffusion’’, term in Eq. (7) is responsible for scaling violations.

Now that we have found \mathcal{R}_s , one could use its original definition, namely $\mathcal{R}_s = (1/h(Y)) \ln(Q_s^2(Y)/Q_0^2)$, together with the equation $dh/dY = \bar{\alpha}_s(Q_s(Y))$ to compute $Q_s(Y)$ [9,10]. However, if one does so, then the resulting expression for $Q_s(Y)$ will not be accurate enough to describe the data. Rather, we shall rely on the NLO calculation in Ref. [11] to conjecture that $\rho_s(Y) = \lambda Y$ with λ a pure number, to be fitted from the data. As for the other coefficients which appear in Eq. (7), namely γ_s and the ratio $\kappa \equiv \beta/\mathcal{R}_s$, these will be kept as in the LO BFKL approximation since (a) their numerical values do not change appreciably when going to NLO [11], and (b) the fit is not very sensitive to their precise values, as we shall check. This last feature — the stability of the fit with respect to small changes in the values of the coefficients γ_s and κ — is important since, given the present status of the theory, it seems to be quite difficult to improve our theoretical control of these parameters (e.g., by going to NLO accuracy). The solution $\mathcal{N}(Y, \mathbf{r})$ to the (RG-improved) NLO BFKL equation with saturation boundary condition is known [11] only for asymptotically large Y , and thus cannot be applied to the kinematical range at HERA without introducing additional free parameters. Therefore, using that (rather complicated) solution in a fit would obscure the physics without automatically improving the predictive power of the theory.

To summarize, the dipole cross-section that we shall use in the CGC fit reads $\sigma_{\text{dipole}}(x, \mathbf{r}) = 2\pi R^2 \mathcal{N}(rQ_s, Y)$, with

$$\begin{aligned} \mathcal{N}(rQ_s, Y) &= \mathcal{N}_0 \left(\frac{rQ_s}{2} \right)^{2\left(\gamma_s + \frac{\ln(2/rQ_s)}{\kappa\lambda Y}\right)} && \text{for } rQ_s \leq 2, \\ \mathcal{N}(rQ_s, Y) &= 1 - e^{-a \ln^2(brQ_s)} && \text{for } rQ_s > 2, \end{aligned} \quad (8)$$

where $Y = \ln(1/x)$, $Q_s \equiv Q_s(x) = (x_0/x)^{\lambda/2}$ GeV, and we have redefined Q_s in such a way that $\mathcal{N}(rQ_s, Y) = \mathcal{N}_0$ for $rQ_s = 2$ (to facilitate the comparison with the GBW results based on Eq. (2)). The expression in the second line has the correct functional form for $r \gg 2/Q_s$, as obtained either by solving the BK equation [24], or from the theory of the CGC [8] (see also [25] for a more careful discussion). This is strictly valid only to LO accuracy, but here it is used merely as a convenient interpolation towards the ‘black disk’ limit $\mathcal{N} = 1$. (The details of this interpolation are unimportant for the calculation of σ_{γ^*p} .) The coefficients a and b are determined uniquely from the condition that $\mathcal{N}(rQ_s, Y)$ and its slope be continuous at $rQ_s = 2$. The overall factor \mathcal{N}_0 in the first line of Eq. (8) is ambiguous, reflecting an ambiguity in the definition of Q_s . We shall repeat our fit for various values of \mathcal{N}_0 between 0.5 and 0.9 and check that the results of the fit change only little.

As already mentioned, the coefficients γ_s and κ are fixed to their LO BFKL values: $\gamma_s = 0.63$ and $\kappa = 9.9$. We shall use the same photon wavefunctions $\Psi_{T,L}$ as in Refs. [16,18,21]. These involve a sum over the active quark flavors, and in our fits we shall work with three quarks of equal mass m_q , for which we shall choose three different values: $m_q = 140$ MeV, 50 MeV, and 10 MeV. (Further analysis of the m_q -dependence of the fit, as well as the inclusion of the heavier, charm quark are left for Ref. [23].) Thus, the only free parameters of the fit are R , x_0 and λ , as announced.

Our fit has been performed for the F_2 data at ZEUS (the first two references in [1]) with $x \leq 10^{-2}$ and Q^2 between 0.045 and 45 GeV² (156 data points). Only ZEUS data have been considered because there is a mismatch between H1 and ZEUS concerning the data normalization, and it is only ZEUS which has data at very low Q^2 , in the saturation region. (Adding the H1 data in the fit would have implied a normalization adjustment, and would have put more weight to the moderate and large Q^2 data.) Statistical and systematic errors have been added in quadrature.

The values obtained for the various parameters, and the $\chi^2/\text{d.o.f.}$ for the fits corresponding to different choices for \mathcal{N}_0 and m_q , are shown in Tables 1 and 2. Note, in particular, the good stability of the result for λ , which changes only by 15% (within the range $\lambda = 0.25 - 0.29$) when varying \mathcal{N}_0 and m_q . As anticipated, this value of λ is in agreement with the theoretical calculation at NLO in Ref. [11]. In Table 1, we also show, for comparison, the results obtained when performing a fit to the same set of data with the GBW cross-section (2). Clearly, the corresponding $\chi^2/\text{d.o.f.} = 1.59$ is relatively poor. Note also that the value of $Q_s^2(x)$ emerging from the CGC fit is smaller — roughly, by a factor of 2 for $\mathcal{N}_0 = 0.7$ — than the corresponding value for the GBW fit (since x_0 is correspondingly smaller).

In Figs. 1 and 2, the results of the fit are plotted against the data for $\mathcal{N}_0 = 0.7$

and $m_q = 140$ MeV. In Fig. 2, we have also shown the extrapolation of our fit towards larger values of x and Q^2 (outside the range of the fit), together with the corresponding HERA data, in order to emphasize that the deviations from BFKL dynamics — due notably to the presence of the valence quarks and to the DGLAP evolution [15] — do eventually show up, as expected.

In both Figs. 1 and 2, we also show (with dashed line) the prediction of the BFKL calculation without saturation, as obtained by extrapolating the formula² in the first line of Eq. (8) to arbitrarily large rQ_s (with the same values for the parameters as in Table 1, and the infrared diffusion term switched off for $rQ_s > 2$). This pure BFKL fit shows a too strong increase with $1/x$ at small Q^2 , as expected from similar analyses in the literature [26]. On the other hand, the complete fit, including saturation, works remarkably well down to the lowest values of Q^2 that we have included. Since, a priori, such low values of Q^2 seem to be completely out of the reach of perturbation theory, it is important to explain why, in the context of saturation, it is still meaningful to approach these data via the previous calculation:

$\mathcal{N}_0/\text{model}$	0.5	0.6	0.7	0.8	0.9	GBW
χ^2	146.43	129.88	123.63	125.61	133.73	243.87
$\chi^2/\text{d.o.f}$	0.96	0.85	0.81	0.82	0.87	1.59
$x_0 (\times 10^{-4})$	0.669	0.435	0.267	0.171	0.108	4.45
λ	0.252	0.254	0.253	0.252	0.250	0.286
R (fm)	0.692	0.660	0.641	0.627	0.618	0.585

Table 1

The CGC fits for different values of \mathcal{N}_0 and 3 quark flavors with mass $m_q = 140$ MeV. Also shown is the fit obtained by using the GBW model, Eq. (2).

The reason is that, for the low Q^2 data at HERA, the associated values of x are also very small, so that the corresponding saturation scale is relatively large: $Q_s^2(x) \sim 1.3 - 2.3 \text{ GeV}^2$ for $x \sim 10^{-5} - 10^{-6}$. Thus, for these data, we have $Q^2 \ll Q_s^2(x)$, which implies that the large, non-perturbative dipoles ($r \gtrsim 1/Q$) are deeply in the saturation regime, so for them $\mathcal{N} \approx 1$ independently of the detailed mechanism leading to such a strong absorption. Clearly, the $q\bar{q}$ pairs with transverse sizes $r > 2 \text{ GeV}^{-1}$ have a strong overlap with hadronic states, like the ρ meson, whose correct treatment goes beyond the scope of

² Note that this is not the standard BFKL formula, since the saddle point γ_s is different from $\gamma_0 = 1/2$. But the behaviour illustrated by the dashed line fit in Figs. 1 and 2 is representative for the BFKL fits without saturation [26]. For instance, a similar behaviour can be found by extrapolating the fit in the last paper of Ref. [26] towards low Q^2 .

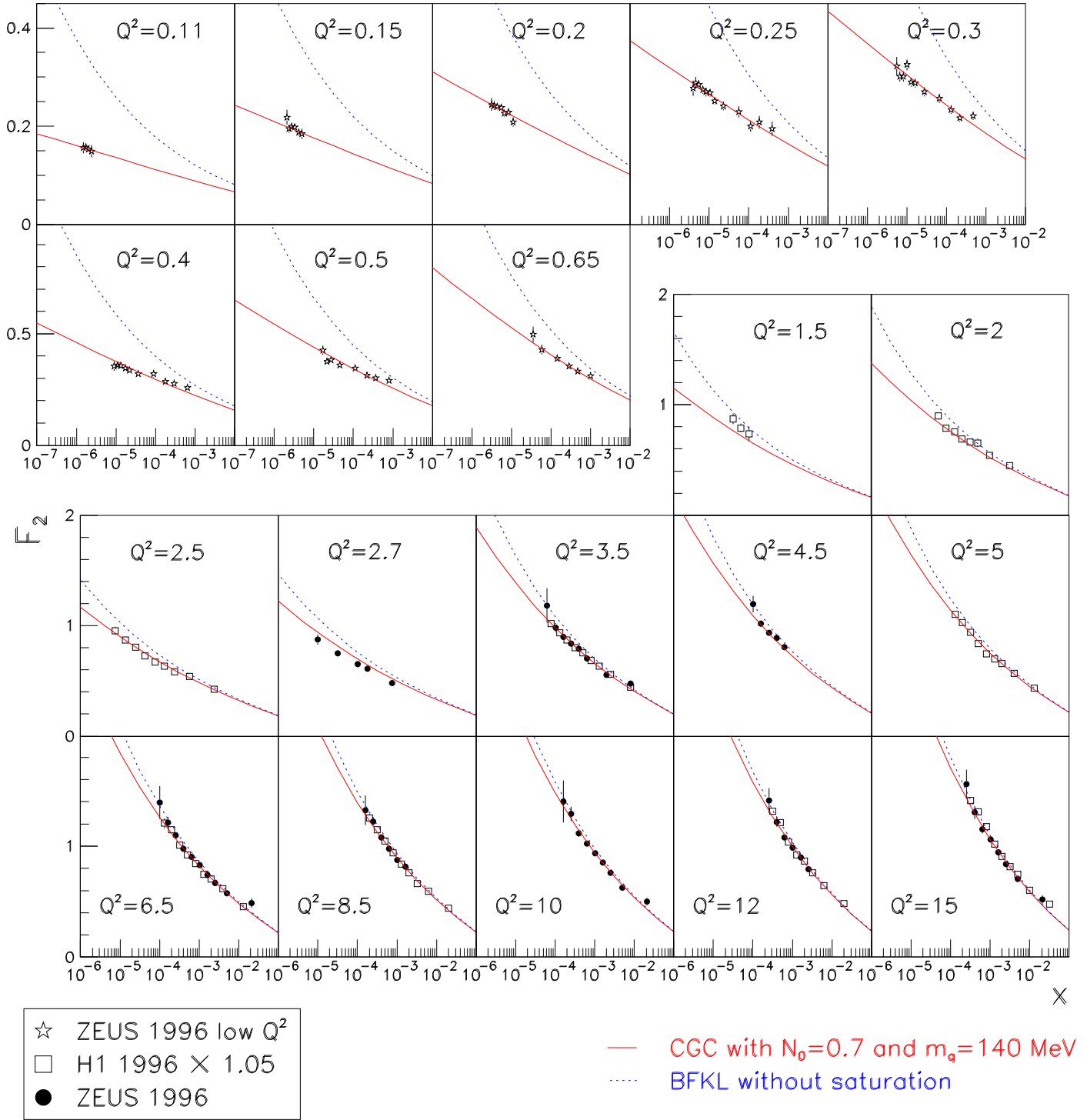


Fig. 1. The F_2 structure function in bins of Q^2 for small (upper part) and moderate (lower part) values of Q^2 . The experimental points are the latest published data from the H1 and ZEUS collaborations [1]. (The H1 data have been rescaled by a factor 1.05 which is within the normalization uncertainty.) The few data points at the lowest available Q^2 (0.045, 0.065 and 0.085 GeV^2) are not displayed although they are included in the fit. The full line shows the result of the CGC fit with $\mathcal{N}_0 = 0.7$ to the ZEUS data for $x \leq 10^{-2}$ and $Q^2 \leq 45 \text{ GeV}^2$. The dashed line shows the predictions of the pure BFKL part of the fit (no saturation).

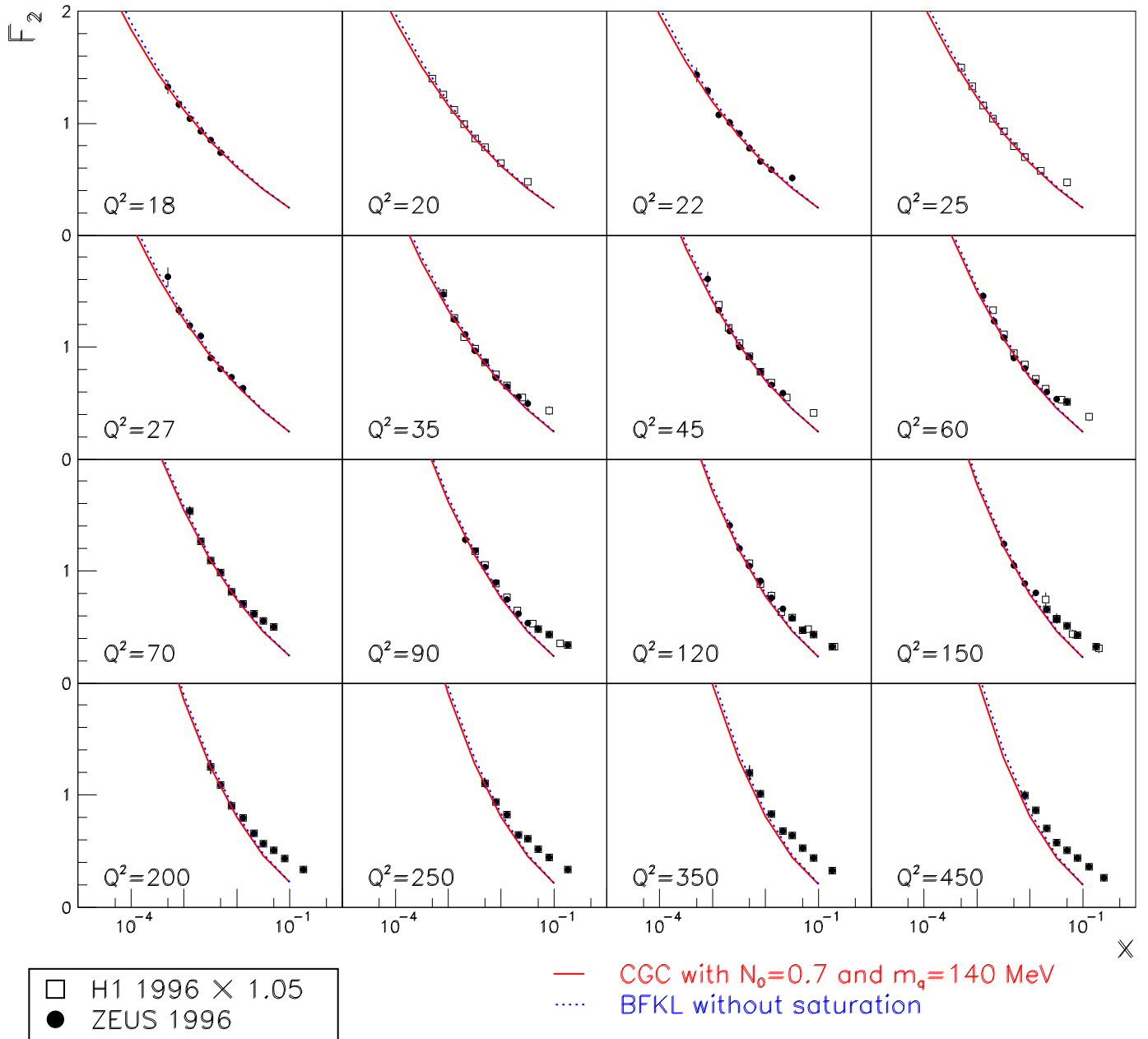


Fig. 2. The same as in Fig. 1, but for large Q^2 . Note that in the bins with $Q^2 \geq 60 \text{ GeV}^2$, the CGC fit is extrapolated outside the range of the fit ($Q^2 < 50 \text{ GeV}^2$ and $x \leq 10^{-2}$), to better emphasize its limitations.

	$m_q = 50 \text{ MeV}$			$m_q = 10 \text{ MeV}$		
	0.5	0.7	0.9	0.5	0.7	0.9
\mathcal{N}_0						
χ^2	148.02	108.52	108.76	149.27	107.64	106.49
$\chi^2/\text{d.o.f}$	0.97	0.71	0.71	0.98	0.70	0.70
$x_0 (\times 10^{-4})$	2.77	0.898	0.333	3.32	1.06	0.382
λ	0.290	0.281	0.274	0.295	0.285	0.276
$R \text{ (fm)}$	0.604	0.574	0.561	0.593	0.566	0.554

Table 2

The CGC fits for three values of \mathcal{N}_0 and quark masses $m_q = 50 \text{ MeV}$ (left) and $m_q = 10 \text{ MeV}$ (right).

perturbation theory. But in the calculation of the DIS cross-section σ_{γ^*p} at small x , all such states are summed up with the same weight (since they all have an amplitude $\mathcal{N} \sim 1$), so this sum simply accounts for the total probability for hadronic components with $Q^2 < 1 \text{ GeV}^2$ in the virtual photon wavefunction. It is reasonable to assume that this total probability is correctly given by perturbation theory (i.e., by summing over all $q\bar{q}$ states with sizes $r > 2 \text{ GeV}^{-1}$), although the way how this probability is distributed among various meson states is truly non-perturbative³. Note also that, because of saturation, the distribution of the dipole sizes in the integrand of Eq. (1) when $Q^2 \ll Q_s^2(x)$ is pushed towards smaller dipoles, at least to logarithmic accuracy [16,21,23]: the typical dipole sizes which contribute to the integration are logarithmically distributed in the range $Q^2 \ll 1/r^2 \ll Q_s^2(x)$.

As anticipated, we have checked that neither the quality of the fit, nor the value of the parameters, change appreciably when the coefficients γ_s and κ in Eq. (8) are modified by about 10 % (but the fit appears to be more sensitive⁴ to the value of γ_s than to that of κ) [23]. Such variances are representative for the theoretical uncertainties of our BFKL calculation, so it is reassuring to see that the success of our fit is not dependent upon a fine-tuning of these parameters.

Finally, in order to study the role of scaling violations, we have performed a fit with a pure scaling function [27], namely: $\mathcal{N}(rQ_s) = \mathcal{N}_0(rQ_s/2)^{2\gamma}$ (with γ a free parameter) for $rQ_s \leq 2$, and saturation (as in the second line of Eq. (8)) for $rQ_s > 2$ (see results in Table 3). We have found that, although

³ We would like to thank Al Mueller for pointing out this argument to us.

⁴ One should also keep in mind that these two parameters are actually correlated, so it makes no sense to consider strong, *independent*, variations in their values. For instance, in the LO BFKL formalism that we are using here, they are both determined by properties of the function $\chi(\gamma)$ near the saturation saddle point γ_s .

this fit involves 4 parameters, its quality is relatively poor: $\chi^2/\text{d.o.f.} \approx 1.4$. More interestingly, we have found that the “best” value of γ for describing the data in the kinematical range of interest (and within this scaling Ansatz) is $\gamma \approx 0.84$, which is significantly smaller than one (at variance with the GBW “saturation model”, and also with DGLAP evolution, which would predict a power-law behaviour with $\gamma = 1$ up to logarithmic corrections), but also significantly larger than the LO BFKL value $\gamma_s = 0.63$. This clearly shows that the presence of the diffusion term in Eq. (7) has been essential for the success of the 3-parameter CGC fit: This term violates scaling for $r < 2/Q_s$, and enhances the effective “anomalous dimension” from γ_s to

$$\gamma_{\text{eff}}(rQ_s, Y) \equiv -\frac{d \ln \mathcal{N}(rQ_s, Y)}{d \ln(4/r^2 Q_s^2)} = \gamma_s + 2 \frac{\ln(2/rQ_s)}{\kappa \lambda Y}. \quad (9)$$

The difference $\gamma_{\text{eff}}(rQ_s, Y) - \gamma_s$ decreases with Y , but increases with the deviation $\rho - \rho_s = 2 \ln(2/rQ_s)$ from the saturation line. This behaviour is illustrated in Fig. 3, where we have also included, for comparison, the pure scaling functions with $\gamma_s = 0.63$ and $\gamma = 0.84$ (the average “anomalous dimension” preferred by the fit in Table 3). Note that, for any x , there is a significant range, roughly at $1 < rQ_s < 2$, within which the geometric scaling approximation with $\gamma_s = 0.63$ works quite well. On the other hand, for $rQ_s \ll 1$, γ_{eff} gets closer to one⁵, and thus mimics DGLAP behaviour; within the range of the fit, this is important only for the data with relatively large Q^2 and not so small values of x , which are more sensitive to such small-size dipoles.

\mathcal{N}_0	χ^2	$\chi^2/\text{d.o.f.}$	$x_0 (\times 10^{-4})$	λ	R (fm)	γ
0.7	215.70	1.42	3.79	0.313	0.572	0.845

Table 3

A 4 parameter fit for geometric scaling + saturation.

Further variations and checks of our fits, together with more applications to the HERA phenomenology, will be presented somewhere else [23].

Acknowledgments

We would like to thank François Gelis, Larry McLerran, Al Mueller, and Dionysis Triantafyllopoulos for carefully reading the manuscript and many useful observations. Also, fruitful conversations with Ian Balitsky, Stefano Forte, Gavin Salam and, especially, Robi Peschanski are gratefully acknowledged.

⁵ Taken literally, our formula implies $\gamma_{\text{eff}} \rightarrow \infty$ as $r \rightarrow 0$, which together with Eq. (8) implies that, when $r \rightarrow 0$, the dipole amplitude vanishes faster than any power of r . However, this (unphysical) behaviour has no influence on the fit, since in the kinematical range of interest the integrated result for σ_{γ^*p} is almost insensitive to very small dipoles.

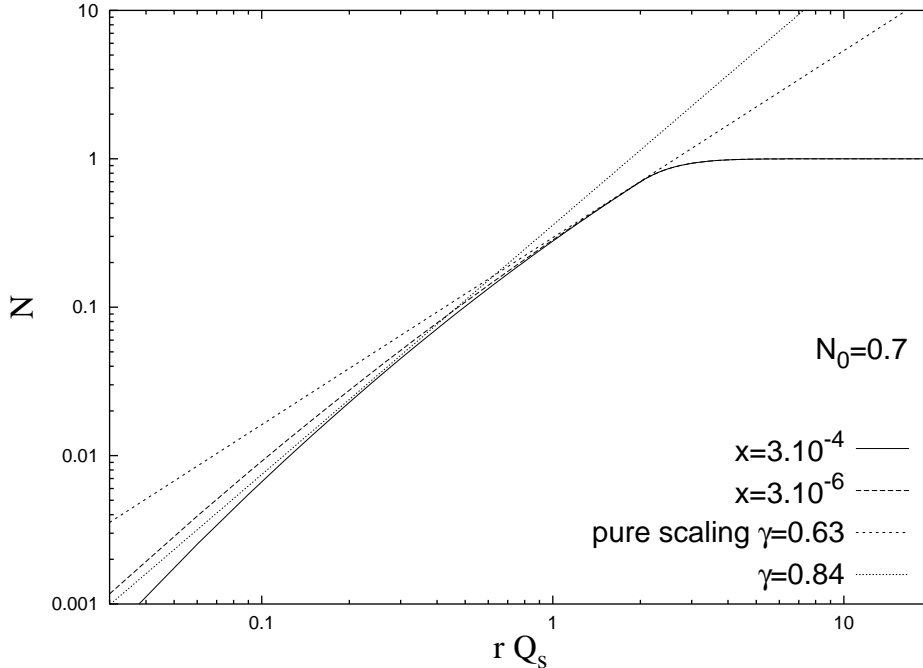


Fig. 3. The dipole amplitude for two values of x , compared to the pure scaling functions with “anomalous dimension” $\gamma = \gamma_s = 0.63$ and $\gamma = 0.84$.

References

- [1] ZEUS Collaboration, J. Breitweg et al., *Phys. Lett.* **B487** (2000) 53; ZEUS Collaboration, S. Chekanov et al., *Eur. Phys. J.* **C21** (2001) 443; H1 Collaboration, C. Adloff et al., *Eur. Phys. J.* **C21** (2001) 33.
- [2] L. V. Gribov, E. M. Levin, and M. G. Ryskin, *Phys. Rept.* **100** (1983) 1.
- [3] A.H. Mueller and J. Qiu, *Nucl. Phys.* **B268** (1986) 427.
- [4] L. McLerran and R. Venugopalan, *Phys. Rev.* **D49** (1994) 2233; *ibid.* **49** (1994) 3352; *ibid.* **50** (1994) 2225.
- [5] A. H. Mueller, *Nucl. Phys.* **B558** (1999) 285.
- [6] I. Balitsky, *Nucl. Phys.* **B463** (1996) 99; Yu. V. Kovchegov, *Phys. Rev.* **D60** (1999) 034008; H. Weigert, *Nucl. Phys.* **A703** (2002) 823.
- [7] E. Iancu, A. Leonidov, and L. McLerran, *Nucl. Phys.* **A692** (2001) 583; *Phys. Lett.* **B510** (2001) 133; E. Ferreiro, E. Iancu, A. Leonidov and L. McLerran, *Nucl. Phys.* **A703** (2002) 489.
- [8] E. Iancu and L. McLerran, *Phys. Lett.* **B510** (2001) 145.
- [9] E. Iancu, K. Itakura, and L. McLerran, *Nucl. Phys.* **A708** (2002) 327.
- [10] A. H. Mueller and D.N. Triantafyllopoulos, *Nucl. Phys.* **B640** (2002) 331.
- [11] D.N. Triantafyllopoulos, *Nucl. Phys.* **B648** (2003) 293.

- [12] L.N. Lipatov, *Sov. J. Nucl. Phys.* **23** (1976) 338; E.A. Kuraev, L.N. Lipatov and V.S. Fadin, *Sov. Phys. JETP* **45** (1977) 199; Ya.Ya. Balitsky and L.N. Lipatov, *Sov. J. Nucl. Phys.* **28** (1978) 822.
- [13] V.S. Fadin and L.N. Lipatov, *Phys. Lett.* **B429** (1998) 127; G. Camici and M. Ciafaloni, *Phys. Lett.* **B430** (1998) 349.
- [14] G.P. Salam, *JHEP* **9807** (1998) 19; M. Ciafaloni and D. Colferai, *Phys. Lett.* **B452** (1999) 372; M. Ciafaloni, D. Colferai, and G.P. Salam, *Phys. Rev.* **D60** (1999) 114036.
- [15] V.N. Gribov and L.N. Lipatov, *Sov. Journ. Nucl. Phys.* **15** (1972) 438; G. Altarelli and G. Parisi, *Nucl. Phys.* **B126** (1977) 298; Yu. L. Dokshitzer, *Sov. Phys. JETP* **46** (1977) 641.
- [16] K. Golec-Biernat and M. Wüsthoff, *Phys. Rev.* **D59** (1999) 014017; *ibid.* **D60** (1999) 114023.
- [17] H1 Collaboration, S. Aid et al., *Nucl. Phys.* **B470** (1996) 3; H1 Collaboration, C. Adloff et al., *ibid.* **B497** (1997) 3; ZEUS Collaboration, M. Derrick et al., *Z. Phys.* **C72** (1996) 399; ZEUS Collaboration, J. Breitweg et al., *Eur. Phys. J.* **C7** (1999) 609.
- [18] J. Bartels, K. Golec-Biernat, and H. Kowalski, *Phys. Rev.* **D66** (2002) 014001.
- [19] A. H. Mueller, *Nucl. Phys.* **B335** (1990) 115; N.N. Nikolaev and B.G. Zakharov, *Z. Phys.* **C49** (1991) 607.
- [20] A.M. Staśto, K. Golec-Biernat, and J. Kwieciński, *Phys. Rev. Lett.* **86** (2001) 596.
- [21] H. Kowalski and D. Teaney, hep-ph/0304189.
- [22] E. Gotsman, E. Levin, M. Lublinsky, and U. Maor, *Eur. Phys. J.* **C27** (2003) 411.
- [23] E. Iancu, K. Itakura, and S. Munier, work in progress.
- [24] E. Levin and K. Tuchin, *Nucl. Phys.* **B573** (2000) 833.
- [25] E. Iancu and A.H. Mueller, hep-ph/0309276.
- [26] H. Navelet, R. Peschanski, C. Royon, and S. Wallon, *Phys. Lett.* **B385** (1996) 357; S. Munier and R. Peschanski, *Nucl. Phys.* **B524** (1998) 377; A.I. Lengyel and M.V.T.Machado, hep-ph/0304195.
- [27] E. Iancu, K. Itakura, and L. McLerran, *Nucl. Phys.* **A724** (2003) 181.