



## Atomic dynamics of the i-ScZnMg and its 1/1 approximant phase: experiment and simulation

Marek Mihalkovic, Sonia Francoual, Kaoru Shibata, Marc De Boissieu, A Q.R. Baron, Y. Sidis, Tsutomu Ishimasa, Thomas Lograsso, L.P. Regnault, Franz Gähler, et al.

### ► To cite this version:

Marek Mihalkovic, Sonia Francoual, Kaoru Shibata, Marc De Boissieu, A Q.R. Baron, et al.. Atomic dynamics of the i-ScZnMg and its 1/1 approximant phase: experiment and simulation. Philosophical Magazine, Taylor & Francis, 2008, 88 (13-15), pp.2311-2318. <10.1080/14786430802077909>. <hal-00513888>

**HAL Id: hal-00513888**

**<https://hal.archives-ouvertes.fr/hal-00513888>**

Submitted on 1 Sep 2010

**HAL** is a multi-disciplinary open access archive for the deposit and dissemination of scientific research documents, whether they are published or not. The documents may come from teaching and research institutions in France or abroad, or from public or private research centers.

L'archive ouverte pluridisciplinaire **HAL**, est destinée au dépôt et à la diffusion de documents scientifiques de niveau recherche, publiés ou non, émanant des établissements d'enseignement et de recherche français ou étrangers, des laboratoires publics ou privés.





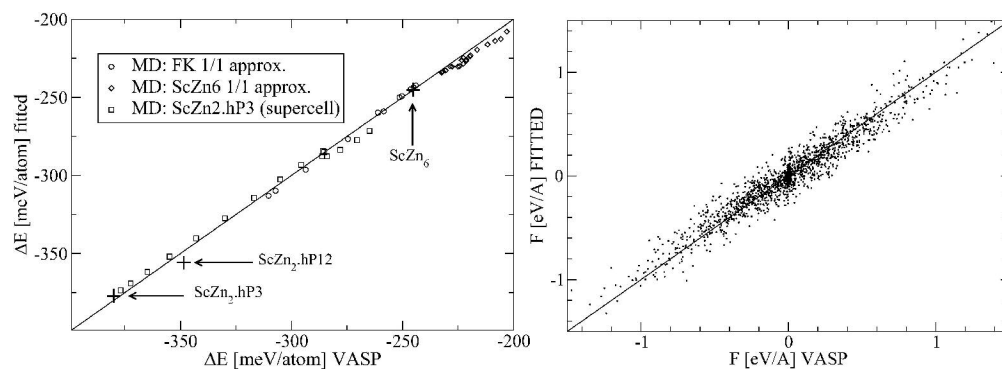
**Atomic dynamics of the i-ScZnMg and its 1/1 approximant phase:  
experiment and simulation**

Journal:	<i>Philosophical Magazine &amp; Philosophical Magazine Letters</i>
Manuscript ID:	TPHM-07-Dec-0352.R1
Journal Selection:	Philosophical Magazine
Date Submitted by the Author:	30-Jan-2008
Complete List of Authors:	Mihalkovic, Marek; Slovak Academy of Sciences, Institute of Physics Francoual, Sonia; LTPCM, ENSEEG / INPG, UMR CNRS 5614; ILL Shibata, Kaoru de Boissieu, Marc; SIMap, CNRS Baron, A; JASRI/Spring8 Sidis, Y.; LLB Ishimasa, Tsutomu; Hokkaido University, Division of Applied Physics Lograsso, Thomas; Iowa State University, Ames Laboratory Regnault, L.P.; CEA Gähler, Franz; Universität Stuttgart, Institut für Theoretische und Angewandte Physik Tsutsui, T; JASRI/SPRING8 Hennion, Bernard; CEA Saclay, Laboratoire Leon Brillouin Bastie, P; UJF Sato, Taku; Institute for Solid State Physics, Neutron Science Laboratory Takakura, Hiroyuki; Hokkaido University, Applied Physics Currat, R.; ILL Tsai, A; Tohoku University, National Institute for Materials Science
Keywords:	neutron scattering, phonons, quasicrystals, simulation, X-ray scattering
Keywords (user supplied):	neutron scattering, phonons, quasicrystals

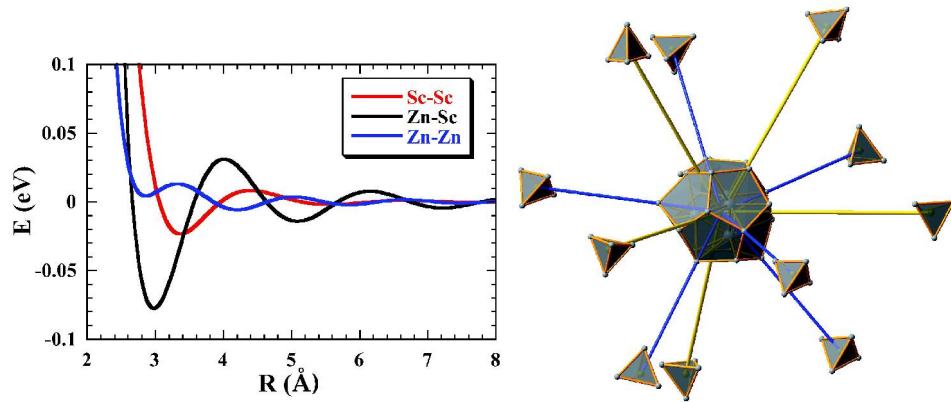
1  
2  
3  
4  
5  
6  
7  
8  
9  
10  
11  
12  
13  
14  
15  
16  
17  
18  
19  
20  
21  
22  
23  
24  
25  
26  
27  
28  
29  
30  
31  
32  
33  
34  
35  
36  
37  
38  
39  
40  
41  
42  
43  
44  
45  
46  
47  
48  
49  
50  
51  
52  
53  
54  
55  
56  
57  
58  
59  
60



For Peer Review Only



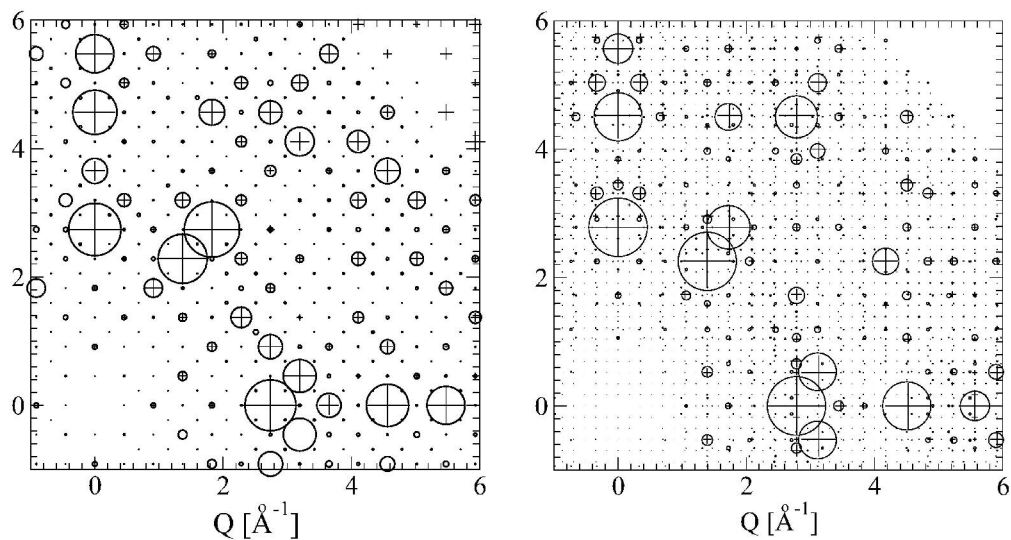
194x69mm (600 x 600 DPI)



163x76mm (600 x 600 DPI)

Review Only

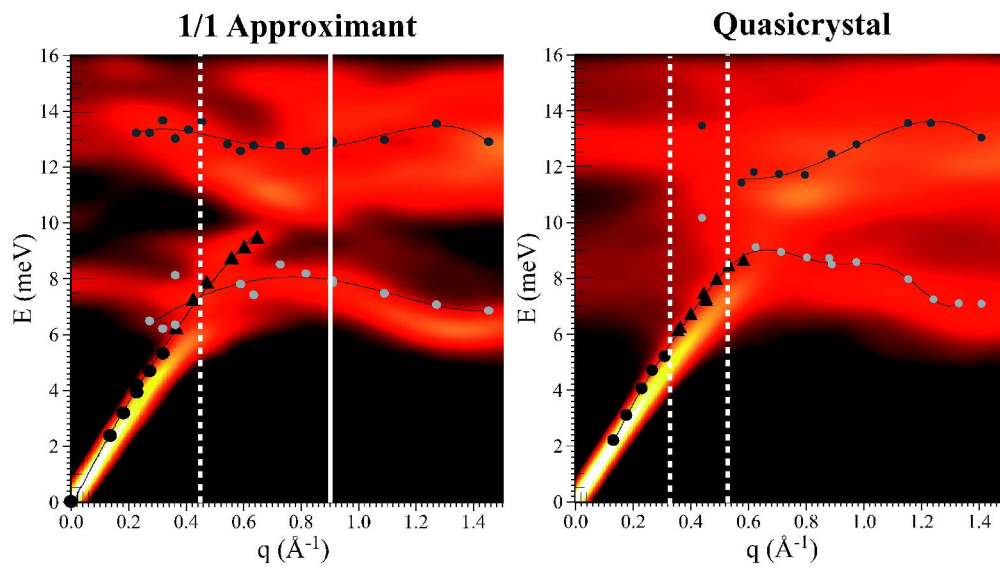
1  
2  
3  
4  
5  
6  
7  
8  
9  
10  
11  
12  
13  
14  
15  
16  
17  
18  
19  
20  
21  
22  
23  
24  
25  
26  
27  
28  
29  
30  
31  
32  
33  
34  
35  
36  
37  
38  
39  
40  
41  
42  
43  
44  
45  
46  
47  
48  
49  
50  
51  
52  
53  
54  
55  
56  
57  
58  
59  
60



151x80mm (600 x 600 DPI)

Review Only

1  
2  
3  
4  
5  
6  
7  
8  
9  
10  
11  
12  
13  
14  
15  
16  
17  
18  
19  
20  
21  
22  
23  
24  
25  
26  
27  
28  
29  
30  
31  
32  
33  
34  
35  
36  
37  
38  
39  
40  
41  
42  
43  
44  
45  
46  
47  
48  
49  
50  
51  
52  
53  
54  
55  
56  
57  
58  
59  
60

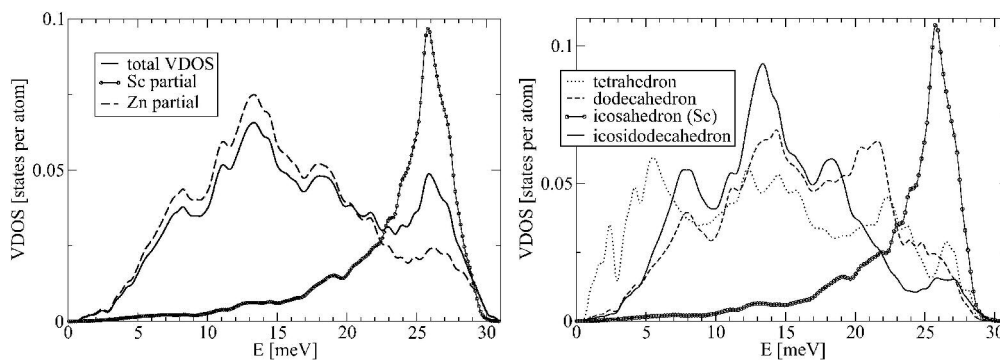


de Boissieu et al. Figure 4

170x181mm (600 x 600 DPI)





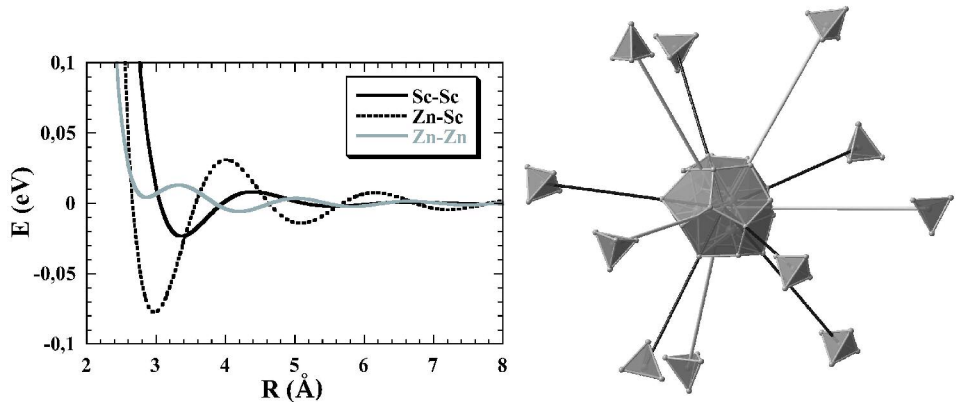


174x61mm (600 x 600 DPI)

Peer Review Only

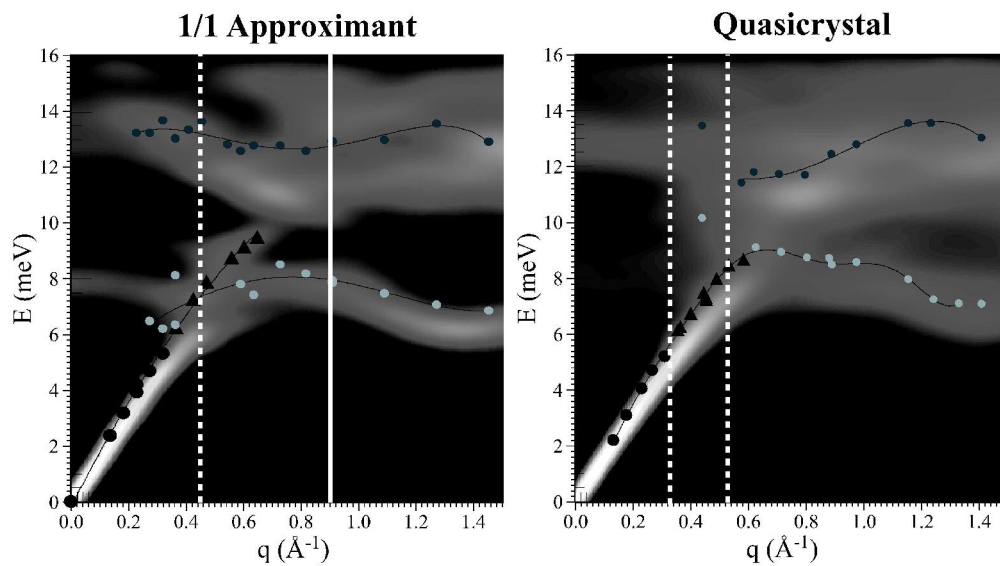
1  
2  
3  
4  
5  
6  
7  
8  
9  
10  
11  
12  
13  
14  
15  
16  
17  
18  
19  
20  
21  
22  
23  
24  
25  
26  
27  
28  
29  
30  
31  
32  
33  
34  
35  
36  
37  
38  
39  
40  
41  
42  
43  
44  
45  
46  
47  
48  
49  
50  
51  
52  
53  
54  
55  
56  
57  
58  
59  
60

1  
2  
3  
4  
5  
6  
7  
8  
9  
10  
11  
12  
13  
14  
15  
16  
17  
18  
19  
20  
21  
22  
23  
24  
25  
26  
27  
28  
29  
30  
31  
32  
33  
34  
35  
36  
37  
38  
39  
40  
41  
42  
43  
44  
45  
46  
47  
48  
49  
50  
51  
52  
53  
54  
55  
56  
57  
58  
59  
60



166x76mm (600 x 600 DPI)

Review Only



de Boissieu et al. Figure 4

170x181mm (600 x 600 DPI)

