



H-+ ion production from collisions between antiprotons and excited positronium: cross sections calculations in the framework of the GBAR experiment

P. Comini, P.A. Hervieux

► To cite this version:

P. Comini, P.A. Hervieux. H-+ ion production from collisions between antiprotons and excited positronium: cross sections calculations in the framework of the GBAR experiment. *New Journal of Physics*, Institute of Physics: Open Access Journals, 2013, 15, pp.095022. <10.1088/1367-2630/15/9/095022>. <cea-00965025>

HAL Id: cea-00965025

<https://hal-cea.archives-ouvertes.fr/cea-00965025>

Submitted on 8 Apr 2014

HAL is a multi-disciplinary open access archive for the deposit and dissemination of scientific research documents, whether they are published or not. The documents may come from teaching and research institutions in France or abroad, or from public or private research centers.

L'archive ouverte pluridisciplinaire **HAL**, est destinée au dépôt et à la diffusion de documents scientifiques de niveau recherche, publiés ou non, émanant des établissements d'enseignement et de recherche français ou étrangers, des laboratoires publics ou privés.

\bar{H}^+ ion production from collisions between antiprotons and excited positronium: cross sections calculations in the framework of the GBAR experiment

This content has been downloaded from IOPscience. Please scroll down to see the full text.

View [the table of contents for this issue](#), or go to the [journal homepage](#) for more

Download details:

IP Address: 132.166.160.37

This content was downloaded on 20/03/2014 at 08:55

Please note that [terms and conditions apply](#).

\bar{H}^+ ion production from collisions between antiprotons and excited positronium: cross sections calculations in the framework of the GBAR experiment

P Comini¹ and P-A Hervieux²

¹ CEA DSM/Irfu/SPP, Centre de Saclay, F-91191 Gif-sur-Yvette Cedex, France

² Institut de Physique et Chimie des Matériaux de Strasbourg, CNRS and Université de Strasbourg, BP 43, F-67034 Strasbourg Cedex, France

E-mail: pauline.comini@cea.fr and hervieux@unistra.fr

New Journal of Physics **15** (2013) 095022 (33pp)

Received 23 April 2013

Published 30 September 2013

Online at <http://www.njp.org/>

doi:10.1088/1367-2630/15/9/095022

Abstract. In the framework of the gravitational behaviour of antihydrogen at rest (GBAR) experiment, cross sections for the successive formation of \bar{H} and \bar{H}^+ from collisions between positronium (Ps) and antiprotons (\bar{p}) have been computed in the range 0–30 keV \bar{p} energy, using the continuum distorted wave-final state theoretical model in its three-body and four-body formulations. The effect of the electronic correlations in \bar{H}^+ on the total cross sections of \bar{H}^+ production has been studied using three different wave functions for H^- (the matter equivalent of \bar{H}^+). Ps excited states up to $n_p = 3$, as well as \bar{H} excited states up to $n_h = 4$, have been investigated. The results suggest that the production of \bar{H}^+ can be efficiently enhanced by using either a fraction of Ps(2p) and a 2 keV (\bar{p}) beam or a fraction Ps(3d) and antiprotons with kinetic energy below 1 keV.




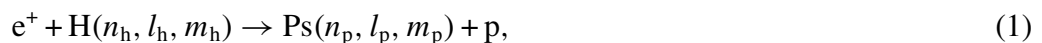
Content from this work may be used under the terms of the [Creative Commons Attribution 3.0 licence](https://creativecommons.org/licenses/by/3.0/). Any further distribution of this work must maintain attribution to the author(s) and the title of the work, journal citation and DOI.

Contents

1. Introduction	2
2. Theoretical methods	4
2.1. Three-body reaction	4
2.2. Four-body reaction	7
3. Results	14
3.1. \bar{H} production (three-body reaction)	14
3.2. \bar{H}^+ production (four-body reaction)	17
3.3. Consequences for GBAR	24
4. Conclusions	25
Acknowledgments	25
Appendix A. Complements on three-body continuum distorted wave-final state (CDW-FS)	26
Appendix B. Complements on four-body CDW-FS	28
References	32

1. Introduction

The formation of positronium (Ps) in collisions between a positron and an atomic hydrogen target (equation (1)) has already been widely studied for it is the prototype of a three-body charge exchange reaction, where the three particles involved are distinguishable. However, even more than providing a testing ground for atomic collision theories, this reaction, and more precisely its charge conjugated inverse (equation (2)), stirred interest for antimatter experiment very early:



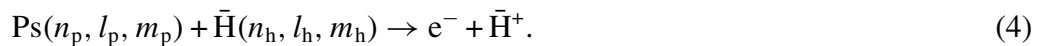
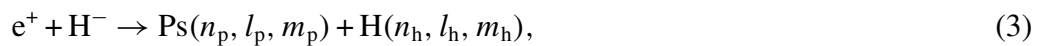
Indeed, in the 1980s, a sub-GeV beam of antiprotons was available at CERN's LEAR facility and the possibility of efficiently producing antihydrogen (\bar{H}) atoms using ground state Ps had already been discussed [1]. The importance of using low-energy antiprotons was stressed; a note added by the authors of [1] also suggested investigating the production of excited states of \bar{H} . These cross sections were computed, for instance by Igarashi *et al* [2] using a hyperspherical coupled-channel calculation and by Mitroy [3] using the unitarized Born approximation. In the latter, the production of \bar{H} states up to $n_h = 7$ was considered for Ps energies between 0 and 4 eV and, furthermore, for Ps being itself excited (from $n_p = 1$ to 4). Mitroy thus showed that high- n_h antihydrogen levels provide the main contribution to the total \bar{H} formation cross section. This was later confirmed by a more accurate close coupling (CC) calculation [4]. Mitroy also pointed out the interest of having the Ps excited to a state $n_p = 3$ or 4, since these states lead to the highest cross sections below 1 eV centre of mass energy.

Around the same period, experimental values became available for both direct and reverse reactions of (1): (i) Weber *et al* [5] and Zhou *et al* [6] performed scattering experiments of positrons on, respectively, a mixture of H/H₂ and H₂; they deduced from their measurements the total cross section for Ps formation from ground state hydrogen (in the range 0 to $\simeq 200$ eV

positron energy). Their experimental measurements are in good agreement with each other and with available two-centre CC calculations [7–9]. The maximum of the cross section is found to be about $3.5 \pi a_0^2$ around 1 Ryd positron energy; and (ii) three experimental values of hydrogen formation from protons and ground state Ps are also available in the range 11–16 keV (proton energy) [10]. The CC calculations of Mitroy and Ryzhikh [4] give lower values however, they are almost within the error bars.

More recent theoretical calculations include: a two-centre CC approach by Kadyrov and Bray [11] where the production of Ps(1s–2p) from ground state hydrogen is considered; modified Faddeev equations [12, 13] for Ps(1s)–H(1s–2p) and Ps(2s, 2p)–H($n_h = 3$); also the continuum distorted wave-eikonal final state (CDW-EFS) [14, 15] for H(1s)–Ps($n_h = 1–5$).

If reaction (1) is a fundamental three-body charge exchange reaction, then the reaction of Ps formation from collisions between positrons and H^- ions (equation (3)) would be the four-body equivalent. However, the literature is much less abundant on that process, certainly because of its complexity and the extra care required to describe correctly the highly correlated system that is H^- . Usually, the main motivation in studying equation (3) lies in astrophysics, where it is supposed to be a major contribution of the 511 keV annihilation line observed:



Straton and Drachman used the Coulomb Born approximation (CBA) with two wave functions for H^- to compute the cross sections of equation (3) at four different positron energies (0.1, 0.5, 1 and 100 eV) when Ps and H are in their ground states [16]. Chaudhuri [17] highlighted the importance of the choice of the H^- wave function and demonstrated the influence of the correlation description on the total cross section above 50 eV positron energy. Biswas [18] used the two-channel exchange coupled-channel theory to compute the cross section of the reverse process studied in [16], but took a plane wave for the exit channel and thus did not take into account the long range Coulomb interaction between e^+ and H^- . This resulted in a total cross section going to zero close to the threshold when a finite value is expected. The most complete studies currently available are those of McAlinden *et al* [19] and Roy and Sinha [20], who both considered the formation of H^- from H(1s) + Ps(1s–2p), using respectively a coupled pseudo-states approach and a Coulomb modified eikonal approximation (CMEA). The both found the predominance of Ps(2p) at a low energy. Currently, no experimental result for this four-body reaction can be found in the literature.

So far, the two sets of equations have not been studied as an ensemble of two consecutive reactions. Taken as a whole, they describe the production of H^- ions from protons interacting with a gas of Ps or, from the antimatter point of view, the formation of \bar{H}^+ from antiprotons and Ps. The GBAR experiment precisely relies on these two processes to obtain \bar{H}^+ ions.

GBAR, which stands for gravitational behaviour of antihydrogen at rest, will be a future experiment at CERN's antiproton decelerator [21, 22]. The aim of the experiment is to perform a free fall of an antihydrogen atom in order to make a direct measurement of \bar{g} , the acceleration constant of antimatter on Earth. To observe this free fall and to reduce the uncertainty due to the initial velocity of the antiatom, the latter has to be cooled to a few neV (about 10 μ K). The key idea of the GBAR experiment is to use \bar{H}^+ ions that can then be trapped and sympathetically cooled in an ultracold cloud of Be^+ . Using this regular technique of cold atoms science, the required energy can be reached. The production of the \bar{H}^+ ions therefore has to be optimized. In particular, for equation (4), a classical energetic argument suggests that the reaction could be

nearly resonant close to the threshold (which is 4 meV antihydrogen energy) in the case $n_h = 1$ and $n_p = 3$. To our knowledge, cross sections for the four-body reaction are not available for Ps in a state $n_p = 3$.

The main objective of this work is thus to provide a complete set of cross sections for the second reaction upon which an estimation of \bar{H}^+ production can be made for GBAR. Since both reactions (2) and (4) are of interest for the experiment, it was also decided to compute cross sections for the first reaction, with the same theoretical model, at the same level of approximation. The model chosen is called CDW-final state (CDW-FS) and has both a three-body and a four-body formulation. CDW-FS for light particles was first introduced by Fojón *et al* [23] to study Ps formation from positron capture by light hydrogen-like ions. Asymptotic states are described by Coulomb wave functions giving the exact boundary conditions (hence the relation to CDW methods). In the *prior* formulation of the theory, if the target is charged in the entrance channel, extra care must be taken so that the perturbative potential remains short ranged. The model also includes distortions in the final channel due to the Coulomb field of the residual target; this special treatment gives its name to the theory. On the same basis, this model has later been adapted to four-body reactions, in particular the case of positron capture by metastable helium [24]. More details on CDW-FS can be found in the mentioned publications [23, 24].

However convenient CDW-FS is, it holds several drawbacks inherent to this family of perturbative theories. Firstly, its usual validity domain is at intermediate and high energies and it is probably not valid towards the threshold, energy region which is of primary importance for GBAR. Secondly, it has been demonstrated that the *post/prior* discrepancy of CDW theories increases towards low energies [25]. Despite the lack of reliability close to the threshold energies, useful informations can be extracted from the relative behaviours of the computed cross sections. Also, the use of this theoretical framework allows us to investigate in full detail, for the first time, the role played by the electron correlations of H^- in four-body scattering processes (equation (4)). Furthermore, a comparison with available experimental (in the case of the three-body reaction) and theoretical results should give hints on the validity of CDW-FS at low energy.

In the following section, the analytical expressions of the cross sections calculated within the framework of CDW-FS theory and using a partial wave technique are detailed for very general cases (any state of hydrogen and Ps). Particular cases of $l_h = 0$ and/or $l_p = 0$ are included in appendices. In the next section, the results of the numerical computation are then presented and the importance of the correlations in H^- is discussed. Differential cross sections are not considered. The cross sections have been computed for reactions (1) and (3) but, assuming invariance by charge conjugation and micro-reversibility, they are related to cross sections of reactions (2) and (4) by a simple kinetic factor. Throughout this paper, atomic units have been used, unless otherwise specified.

2. Theoretical methods

2.1. Three-body reaction

2.1.1. General case: $l_h, l_p \geq 0$. The capture of an electron with Ps formation in $e^+ - H$ collisions is considered (reaction (1)). Figure 1 describes the coordinates used in this section; for further discussion and details about the CDW-FS model of this reaction and on the choice of the coordinates, see [23].

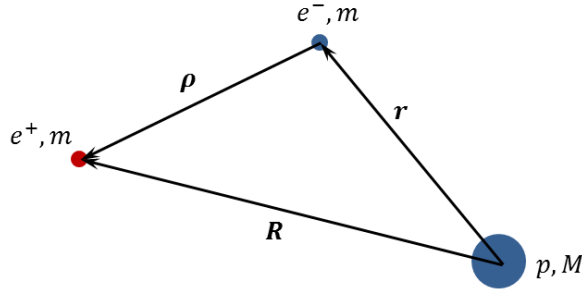


Figure 1. Coordinates used for reaction (1).

The wave function corresponding to the entrance channel is

$$\xi_{\alpha}^{(+)} = \varphi_{n_h l_h m_h}(\mathbf{r}) \mathcal{F}_{k_{\alpha}}^{(+)}(\mathbf{R}), \quad (5)$$

where $\varphi_{n_h l_h m_h}(\mathbf{r}) = R_{n_h l_h}(r) Y_{l_h m_h}(\hat{\mathbf{r}})$ is the wave function of the electron in the hydrogen atom in the $(n_h l_h m_h)$ state and $\mathcal{F}_{k_{\alpha}}^{(+)}(\mathbf{R})$ is the Coulomb wave function of the positron in the continuum of the hydrogen target. The final state is described by the wave function

$$\xi_{\beta}^{(-)} = \psi_{n_p l_p m_p}(\boldsymbol{\rho}) \mathcal{F}_{k_{-}}^{(-)}(\mathbf{r}) \mathcal{F}_{k_{+}}^{(-)}(\mathbf{R}), \quad (6)$$

where $\psi_{n_p l_p m_p}(\boldsymbol{\rho}) = \tilde{R}_{n_p l_p}(\rho) Y_{l_p m_p}(\hat{\boldsymbol{\rho}})$ is the wave function of the electron bound in the Ps atom, formed in the $(n_p l_p m_p)$ state, $\mathcal{F}_{k_{-}}^{(-)}(\mathbf{r})$ and $\mathcal{F}_{k_{+}}^{(-)}(\mathbf{R})$ are, respectively, the Coulomb wave functions of the outgoing electron and the positron in the continuum of the residual proton of charge $Z_T = 1$. The Coulomb wave functions write as

$$\mathcal{F}_{k_{\alpha}}^{(+)}(\mathbf{R}) = N_{\alpha+} \exp\left[i \frac{k_{\alpha}}{\mu_{\alpha}} \cdot \mathbf{R}\right] {}_1F_1\left(-i\alpha_{+}; 1; -i \frac{k_{\alpha}}{\mu_{\alpha}} \cdot \mathbf{R} + i \frac{k_{\alpha}}{\mu_{\alpha}} R\right) \quad (7)$$

with $\alpha_{+} = (Z_T - 1) \frac{\mu_{\alpha}}{k_{\alpha}} = 0$ since the charge $Z_T - 1$ of the hydrogen target is 0 (in which case, the Coulomb wave function actually reduces to a plane wave) and $N_{\alpha+} = \Gamma(1 + i\alpha_{+}) \exp(-\frac{\pi}{2}\alpha_{+})$. k_{α} is the wavevector of the reduced positron in the entrance channel and μ_{α} is the reduced mass of the positron–target system ($\mu_{\alpha} = \frac{m(M+m)}{M+2m} \simeq m$);

$$\mathcal{F}_{k_{+}}^{(-)}(\mathbf{R}) = N_{\beta+} \exp\left[i \frac{k_{+}}{\mu_{\beta}} \cdot \mathbf{R}\right] {}_1F_1\left(i\beta_{+}; 1; -i \frac{k_{+}}{\mu_{\beta}} \cdot \mathbf{R} - i \frac{k_{+}}{\mu_{\beta}} R\right) \quad (8)$$

with $\beta_{+} = Z_T \frac{\mu_{\beta}}{k_{+}}$ and $N_{\beta+} = \Gamma(1 - i\beta_{+}) \exp(-\frac{\pi}{2}\beta_{+})$. k_{+} is the wavevector of the reduced positron in the exit channel and μ_{β} is the reduced mass of the Ps–residual target system ($\mu_{\beta} = \frac{2m \times M}{M+2m} \simeq 2m$);

$$\mathcal{F}_{k_{-}}^{(-)}(\mathbf{r}) = N_{\beta-} \exp\left[i \frac{k_{-}}{\mu_{\beta}} \cdot \mathbf{r}\right] {}_1F_1\left(-i\beta_{-}; 1; -i \frac{k_{-}}{\mu_{\beta}} \cdot \mathbf{r} - i \frac{k_{-}}{\mu_{\beta}} r\right) \quad (9)$$

with $\beta_{-} = Z_T \frac{\mu_{\beta}}{k_{-}}$ and $N_{\beta-} = \Gamma(1 + i\beta_{-}) \exp(+\frac{\pi}{2}\beta_{-})$. k_{-} is the wavevector of the reduced electron in the exit channel. $k_{+} \simeq k_{-} \simeq \frac{k_{\beta}}{\mu_{\beta}}$, where k_{β} is the wavevector of the reduced Ps in the exit channel. Even if the exit channel of the reaction (1) is not Coulombic as it contains two species with only one having the overall charge, the CDW-FS model includes distortions

in the final channel which are related to the Coulomb continuum states of the positron and the electron (of the Ps atom) in the field of the residual target (the proton). Therefore, the continuum wave functions (8) and (9) do not reduce to plane waves. If no distortions are included in the final channel, the CBA is obtained. This situation is similar to the one described in [1, 26]. By artificially fixing the charges β_- and β_+ to zero, we have got back almost the same results, which are quoted in [1]. The latter will be discussed in section 3.1.2.

In order to compute the transition matrix element, the following partial wave expansion of the Coulomb wave functions has been used:

$$\mathcal{F}_k^{(\pm)}(\mathbf{r}) = 4\pi \sum_{lm} (i)^l e^{\pm i\delta_l} \frac{1}{kr} F_l(kr) Y_{lm}^*(\hat{\mathbf{k}}) Y_{lm}(\hat{\mathbf{r}}), \quad (10)$$

where the functions $F_l(kr)$ are the Coulomb radial functions with the Sommerfeld parameters $\eta = \beta_{\pm}$ or α_{\pm} and δ_l are the usual Coulomb phase shifts $\delta_l = \arg \Gamma(l + 1 + i\eta)$. The spherical harmonic function $Y_{l_p m_p}(\hat{\rho})$ has been treated using the development [27]

$$Y_{LM}(\hat{\rho}) = \rho^{-L} (-1)^{L+M} \sum_{\lambda\mu} \left(\frac{\hat{L}! \hat{L} 4\pi}{\hat{\lambda}! (\hat{L} - \lambda)!} \right)^{\frac{1}{2}} R^{L-\lambda} r^{\lambda} \begin{pmatrix} L - \lambda & \lambda & L \\ M - \mu & \mu & -M \end{pmatrix} Y_{L-\lambda M-\mu}(\hat{\mathbf{R}}) Y_{\lambda\mu}(-\hat{\mathbf{r}}), \quad (11)$$

where $0 \leq \lambda \leq L$ and $-\lambda \leq \mu \leq \lambda$.

The perturbative potential in the entrance channel (*initial state*) is

$$V_{\alpha} = \left(\frac{1}{R} - \frac{1}{\rho} \right). \quad (12)$$

The transition matrix element is then

$$\begin{aligned} T_{\alpha\beta}^{(-)} &= \langle \xi_{\beta}^{(-)} | V_{\alpha} | \xi_{\alpha}^{(+)} \rangle \\ &= (-1)^{l_p+m_h} \frac{(4\pi)^{\frac{3}{2}}}{k_+ k_{\alpha} k_-} \hat{l}_h^{\frac{1}{2}} \hat{l}_p^{\frac{1}{2}} (\hat{l}_p!)^{\frac{1}{2}} \sum_{l_i \mathcal{L}} i^{l_i} e^{i\delta_{l_i}} \hat{\mathcal{L}}^{\frac{1}{2}} \hat{l}_i \mathcal{S}_{l_i \mathcal{L}} Y_{\mathcal{L} m_h - m_p}(\hat{\mathbf{k}}_{\beta}) \end{aligned} \quad (13)$$

with

$$\mathcal{S}_{l_i \mathcal{L}} = \sum_{l_f l' L'} \sum_{0 \leq \lambda \leq l_p} i^{-l-l_f} e^{i(\delta_l + \delta_{l_f})} \mathcal{A}_{l_i \mathcal{L}}^{\lambda l_f l' L'} \mathcal{R}_{l_f l' L'},$$

$$\begin{aligned} \mathcal{A}_{l_i \mathcal{L}}^{\lambda l_f l' L'} &= (-1)^{\lambda} \left(\frac{\hat{l}_f \hat{l}' \hat{L} \hat{L}'}{((2\lambda)!(2(l_p - \lambda)))^{\frac{1}{2}}} \right)^{\frac{1}{2}} \\ &\times \begin{pmatrix} l_f & l & \mathcal{L} \\ 0 & 0 & 0 \end{pmatrix} \begin{pmatrix} l' & l_h & L \\ 0 & 0 & 0 \end{pmatrix} \begin{pmatrix} l_p - \lambda & l' & L' \\ 0 & 0 & 0 \end{pmatrix} \begin{pmatrix} \lambda & l & L \\ 0 & 0 & 0 \end{pmatrix} \\ &\times \begin{pmatrix} l_f & L' & l_i \\ 0 & 0 & 0 \end{pmatrix} \sum_{\mu m_f} (-1)^{m_f} \begin{pmatrix} \lambda & l & L \\ \mu & m_f + m_p - m_h & m_h - m_p - \mu - m_f \end{pmatrix} \\ &\times \begin{pmatrix} l_p - \lambda & \lambda & l_p \\ -m_p - \mu & \mu & m_p \end{pmatrix} \begin{pmatrix} l_p - \lambda & l' & L' \\ -m_p - \mu & \mu + m_p + m_f & -m_f \end{pmatrix} \end{aligned}$$

$$\begin{aligned} & \times \begin{pmatrix} l_f & L' & l_i \\ -m_f & m_f & 0 \end{pmatrix} \begin{pmatrix} l_f & l & \mathcal{L} \\ m_f & m_h - m_p - m_f & m_p - m_h \end{pmatrix} \\ & \times \begin{pmatrix} l' & l_h & L \\ -m_f - m_p - \mu & m_h & m_f + m_p + \mu - m_h \end{pmatrix}, \end{aligned}$$

$$\mathcal{R}_{l_f l_i}^{\lambda l'} = \int_0^\infty dR R^{l_p - \lambda} F_{l_f}(k_+ R) \mathcal{V}_{\lambda l'}(R) F_{l_i}(k_- R),$$

$$\mathcal{V}_{\lambda l'}(R) = \int_0^\infty dr r^{\lambda+1} \mathcal{R}_{n_h l_h}(r) \mathcal{J}_{l'}^{l_p}(r, R) F_l(k_- r),$$

$$\mathcal{J}_{l'}^{l_p}(r, R) = \frac{1}{2} \int_{-1}^1 du \rho^{-l_p} \tilde{\mathcal{R}}_{n_p l_p}(\rho) \left(\frac{1}{R} - \frac{1}{\rho} \right) P_{l'}(u). \quad (14)$$

In the above expression, the variable u is defined as $\rho = \sqrt{r^2 + R^2 + 2rRu}$ and \hat{l} indicates $\hat{l} = 2l + 1$. $P_{l'}$ is the Legendre polynomial of degree l' , coming from the multipole expansion

$$\rho^{-l_p} \tilde{\mathcal{R}}_{n_p l_p}(\rho) \left(\frac{1}{R} - \frac{1}{\rho} \right) = 4\pi \sum_{l'm'} \mathcal{J}_{l'}^{l_p}(r, R) Y_{l'm'}^*(\hat{\mathbf{R}}) Y_{l'm'}(\hat{\mathbf{r}}). \quad (15)$$

The CDW-FS total cross section for $\text{Ps}(n_p, l_p)$ formation from $\text{H}(n_h, l_h)$ (reaction (1)) is given by

$$\begin{aligned} \sigma_{n_h l_h; n_p l_p}^{3B,1} &= \frac{1}{\hat{l}_h} \sum_{m_h m_p} \frac{1}{4\pi^2} \frac{k_\beta}{k_\alpha} \mu_\alpha \mu_\beta \int d\hat{\mathbf{k}}_\beta \left| T_{\alpha\beta}^{(-)} \right|^2 \\ &= 16\pi \frac{k_\beta}{k_-^2 k_+^2 k_\alpha^3} \mu_\alpha \mu_\beta \hat{l}_p \hat{l}_p \sum_{m_h m_p} \sum_{l_i l'_i \mathcal{L}} i^{l_i - l'_i} e^{i(\delta_{l_i} - \delta_{l'_i})} \hat{l}_i \hat{l}'_i \hat{\mathcal{L}} \left(\mathcal{S}_{l'_i \mathcal{L}}^* \times \mathcal{S}_{l_i \mathcal{L}} \right). \quad (16) \end{aligned}$$

These expressions can be simplified in the cases when either l_h or l_p , or both, are taken to be 0; details can be found in appendix A.

2.2. Four-body reaction

2.2.1. General case: $l_p, l_h \geq 0$. We develop here the very general case where both l_h and l_p are different from 0 (the particular cases when $l_h = 0$, $l_p = 0$ and $l_h = l_p = 0$ are described in appendix B) and the wave function for H^- is of the form

$$\Phi_\alpha(\mathbf{r}_1, \mathbf{r}_2) = f(r_1, r_2) (1 + g(r_{12})), \quad (17)$$

where r_{12} is defined as $r_{12} = |\mathbf{r}_1 - \mathbf{r}_2|$. This wave function has been treated using a partial wave expansion, which can be written as follows:

$$\Phi_\alpha(\mathbf{r}_1, \mathbf{r}_2) = 4\pi \sum_{l_t m_t} \tilde{h}_{l_t}(r_1, r_2) Y_{l_t m_t}^*(\hat{\mathbf{r}}_1) Y_{l_t m_t}(\hat{\mathbf{r}}_2) \quad (18)$$

with

$$\begin{cases} \tilde{h}_0 = f + \tilde{g}_0 & \text{if } l_t = 0, \\ \tilde{h}_{l_t} = \tilde{g}_{l_t} & \text{else} \end{cases} \quad (19)$$

Table 1. Convergence of the H^- partial wave expansion.

a_{l_t}	UC	CC	LS
a_0	1	0.9955	0.9959
a_1	0	4.454×10^{-3}	3.954×10^{-3}
a_2	0	5.326×10^{-5}	9.444×10^{-5}
a_3	0	4.165×10^{-6}	7.776×10^{-6}
a_5	0	1.568×10^{-7}	2.966×10^{-7}
a_{10}	0	1.604×10^{-9}	3.042×10^{-9}
a_{30}	0	9.029×10^{-13}	1.714×10^{-12}

and

$$\tilde{g}_{l_t}(r_1, r_2) = \frac{f(r_1, r_2)}{2} \int_{-1}^1 du g(r_{12}) P_{l_t}(u), \quad (20)$$

where $r_{12} = \sqrt{r_1^2 + r_2^2 + 2r_1r_2u}$. Three different wave functions have been used for modelling H^- . The first one is the ‘uncorrelated’ Chandrasekhar wave function (labelled UC in the following) [28]. This is a simple and convenient wave function which takes into account the radial correlations between the two electrons of H^- but no angular correlations. It has been used in several papers already cited and is usually considered as a sufficient level of description for H^- . $\Phi_\alpha^{\text{UC}}(\mathbf{r}_1, \mathbf{r}_2)$ is given by

$$\begin{cases} f(r_1, r_2) = \frac{N_1}{4\pi} (e^{-a_{\text{uc}}r_1 - b_{\text{uc}}r_2} + e^{-a_{\text{uc}}r_2 - b_{\text{uc}}r_1}), \\ g(r_{12}) = 0, \end{cases}$$

where $a_{\text{uc}} = 1.0392$, $b_{\text{uc}} = 0.2831$ and the normalization constant $N_1 = 0.3948$. The binding energy of H^- computed with this function is $E_{H^-} = -0.5133$, which has to be compared with the exact theoretical value, -0.5277 [29]. This wave function can be modified by introducing $g \neq 0$, so that now it takes into account angular correlations. This ‘correlated’ Chandrasekhar wave function $\Phi_\alpha^{\text{CC}}(\mathbf{r}_1, \mathbf{r}_2)$ is defined by [28]

$$\begin{cases} f(r_1, r_2) = \frac{N_2}{4\pi} (e^{-a_{\text{cc}}r_1 - b_{\text{cc}}r_2} + e^{-a_{\text{cc}}r_2 - b_{\text{cc}}r_1}), \\ g(r_{12}) = Dr_{12}, \end{cases}$$

where $a_{\text{cc}} = 1.0748$, $b_{\text{cc}} = 0.4776$, $D = 0.3121$ and the normalization constant $N_2 = 0.3942$. The binding energy is then $E_{H^-} = -0.5259$. Note that a misprint turned the sign of D into negative in several papers (in [17], for instance) whereas it is positive in the original Chandrasekhar paper, as it should be. The last wave function chosen to describe H^- is the Le Sech wave function (labelled LS in the following) [30]. $\Phi_\alpha^{\text{LS}}(\mathbf{r}_1, \mathbf{r}_2)$ decomposes as follows:

$$\begin{cases} f(r_1, r_2) = N_3 e^{-r_1 - r_2} (\cosh(\lambda r_1) + \cosh(\lambda r_2) + \beta (r_1 - r_2)^2), \\ g(r_{12}) = \gamma r_{12} e^{-\alpha r_{12}}, \end{cases}$$

where $\alpha = 0.05$, $\beta = 0.04$, $\gamma = 0.50$, $\lambda = 0.57$ and the normalization constant $N_3 = 0.03615$ [31]. The binding energy calculated with the LS wave function is $E_{H^-} = -0.5270$. This wave function has been emphasized as a very accurate description of H^- [32]. Table 1 shows the contribution of the different angular components in the H^- wave function

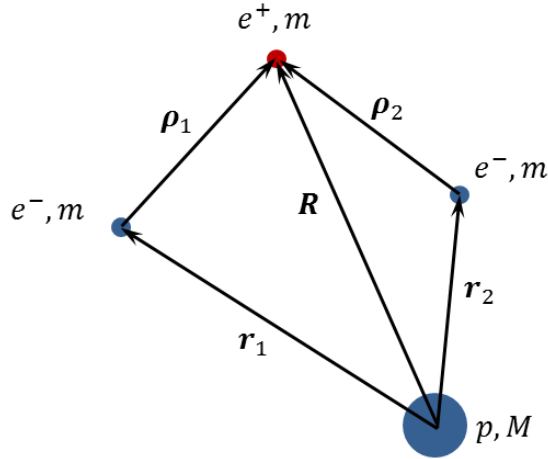


Figure 2. Coordinates used for reaction (3).

and the convergence of the normalization when using the partial wave expansion (18); in this table, a_{l_i} is defined by $a_{l_i} = (4\pi)^2 \int \int dr_1 dr_2 r_1^2 r_2^2 |\tilde{h}_{l_i}(r_1, r_2)|^2$.

Figure 2 describes the coordinates used for the four-body reaction, similarly to [24] and derived from [33]. The wave function of the initial state is

$$\xi_{\alpha}^{(+)} = \Phi_{\alpha}(\mathbf{r}_1, \mathbf{r}_2) \mathcal{F}_{\mathbf{k}_{\alpha}}^{(+)}(\mathbf{R}) \quad (21)$$

with the Coulomb wave function $\mathcal{F}_{\mathbf{k}_{\alpha}}^{(+)}(\mathbf{R})$ describing the positron in the continuum of H^{-} (see equation (7)). \mathbf{k}_{α} is the wavevector of the reduced positron in the entrance channel with $\mu_{\alpha} = \frac{m(M+2m)}{M+3m} \simeq m$ the reduced mass of the positron– H^{-} target system. The wave function for the final state is

$$\xi_{\beta}^{(-)} = \frac{1}{\sqrt{2}} \left\{ \psi_{\beta}(\boldsymbol{\rho}_1) \mathcal{F}_{\mathbf{k}_{-}}^{(-)}(\mathbf{r}_1) \varphi_{n_{\text{h}} l_{\text{h}} m_{\text{h}}}(\mathbf{r}_2) + \psi_{\beta}(\boldsymbol{\rho}_2) \mathcal{F}_{\mathbf{k}_{-}}^{(-)}(\mathbf{r}_2) \varphi_{n_{\text{h}} l_{\text{h}} m_{\text{h}}}(\mathbf{r}_1) \right\} \mathcal{F}_{\mathbf{k}_{+}}^{(-)}(\mathbf{R}), \quad (22)$$

where $\psi_{\beta}(\boldsymbol{\rho}_i) \mathcal{F}_{\mathbf{k}_{-}}^{(-)}(\mathbf{r}_i)$ describes electron i captured in the outgoing Ps while electron j remains in the residual hydrogen atom ($\varphi_{n_{\text{h}} l_{\text{h}} m_{\text{h}}}(\mathbf{r}_j)$); $\mathcal{F}_{\mathbf{k}_{+}}^{(-)}(\mathbf{R})$ is the Coulomb wave function of the outgoing positron (see equation (8)). \mathbf{k}_{β} is the wavevector of the reduced Ps in the exit channel; we also define $\mu_{\beta} = \frac{2m(M+m)}{M+3m} \simeq 2m$, the reduced mass of the Ps–residual target system. As defined in the previous section, $\mathbf{k}_{+} \simeq \mathbf{k}_{-} \simeq \frac{\mathbf{k}_{\beta}}{\mu_{\beta}}$. Again, a partial wave expansion of the Coulomb wave functions has been used (see equation (10)). The Sommerfeld parameters are $\alpha_{+} = (Z_{\text{T}} - 2) \frac{\mu_{\alpha}}{k_{\alpha}}$, $\beta_{+} = (Z_{\text{T}} - 1) \frac{\mu_{\beta}}{k_{+}}$ and $\beta_{-} = (Z_{\text{T}} - 1) \frac{\mu_{\beta}}{k_{-}}$; since the proton charge $Z_{\text{T}} = 1$, we have $\beta_{\pm} = 0$: therefore, it should be noted that the Coulomb wave functions for the electron and the positron in the exit channel are actually plane waves. The Coulomb phase shifts δ_l are defined as in the previous section. The ^1S symmetry of the initial state of H^{-} imposes the symmetry in the final state, hence the choice of expression (22) for $\xi_{\beta}^{(-)}$.

The chosen short-range perturbative potential is

$$V_{\alpha} = \left(\frac{2}{R} - \frac{1}{\rho_1} - \frac{1}{\rho_2} \right) \quad (23)$$

and the four-body CDW-FS matrix element $T_{\alpha\beta}^{(-)}$ reads as

$$\begin{aligned} T_{\alpha\beta}^{(-)} &= \langle \xi_{\beta}^{(-)} | V_{\alpha} | \xi_{\alpha}^{(+)} \rangle \\ &= \int d\mathbf{R} \mathcal{F}_{k_+}^{(-)*}(\mathbf{R}) V_T(\mathbf{R}) \mathcal{F}_{k_{\alpha}}^{(+)}(\mathbf{R}) \end{aligned} \quad (24)$$

with

$$\begin{aligned} V_T(\mathbf{R}) &= \sqrt{2} \int \int d\mathbf{r}_1 d\mathbf{r}_2 \tilde{R}_{n_p l_p}(\rho_1) Y_{l_p m_p}^*(\hat{\rho}_1) \mathcal{F}_{k_-}^{(-)*}(\mathbf{r}_1) R_{n_h l_h}(\mathbf{r}_2) Y_{l_h m_h}^*(\hat{\mathbf{r}}_2) \left(\frac{1}{R} - \frac{1}{\rho_1} \right) \Phi_{\alpha}(\mathbf{r}_1, \mathbf{r}_2) \\ &+ \sqrt{2} \int \int d\mathbf{r}_1 d\mathbf{r}_2 \tilde{R}_{n_p l_p}(\rho_1) Y_{l_p m_p}^*(\hat{\rho}_1) \mathcal{F}_{k_-}^{(-)*}(\mathbf{r}_1) R_{n_h l_h}(\mathbf{r}_2) Y_{l_h m_h}^*(\hat{\mathbf{r}}_2) \left(\frac{1}{R} - \frac{1}{\rho_2} \right) \Phi_{\alpha}(\mathbf{r}_1, \mathbf{r}_2) \\ &\equiv V_{\text{cap}}(\mathbf{R}) + V_{\text{exc}}(\mathbf{R}), \end{aligned} \quad (25)$$

where ‘cap’ stands for *capture* and ‘exc’ for *excitation*, notations that are justified in the case of the uncorrelated Chandrasekhar wave function (see section 2.2.2). The transition matrix element $T_{\alpha\beta}^{(-)}$ can be thus written as a sum of two terms, t_{cap} and t_{exc} . After lengthy calculations, the former term may be expressed as

$$\begin{aligned} t_{\text{cap}} &= \int d\mathbf{R} \mathcal{F}_{k_+}^{(-)*}(\mathbf{R}) V_{\text{cap}}(\mathbf{R}) \mathcal{F}_{k_{\alpha}}^{(+)}(\mathbf{R}) \\ &= (-1)^{l_p} \sqrt{2} \frac{(4\pi)^{\frac{5}{2}}}{k_- k_{\alpha} k_+} \left(\hat{l}_p! \hat{l}_p \hat{l}_h \right)^{\frac{1}{2}} \sum_{l_i \mathcal{L}} i^{l_i} e^{i\delta_{l_i}} \hat{l}_i \hat{\mathcal{L}}^{\frac{1}{2}} \mathcal{S}_{l_i \mathcal{L}} Y_{\mathcal{L} - m_p - m_h}(\hat{\mathbf{k}}_{\beta}), \end{aligned} \quad (26)$$

where

$$\mathcal{S}_{l_i \mathcal{L}} = \sum_{l_f l' L' \lambda} i^{-l - l_f} e^{i(\delta_l + \delta_{l_f})} \mathcal{A}_{l_i \mathcal{L}}^{l_f l' L' \lambda} \mathcal{R}_{l_f l' \lambda l_i},$$

$$\begin{aligned} \mathcal{A}_{l_i \mathcal{L}}^{l_f l' L' \lambda} &= (-1)^{\lambda} \frac{\hat{l}_f \hat{l}' \hat{L} \hat{L}'}{((2\lambda)!(2(l_p - \lambda))!)^{\frac{1}{2}}} \begin{pmatrix} l_h & l' & L \\ 0 & 0 & 0 \end{pmatrix} \begin{pmatrix} l & \lambda & L \\ 0 & 0 & 0 \end{pmatrix} \\ &\times \begin{pmatrix} l' & l_i & L' \\ 0 & 0 & 0 \end{pmatrix} \begin{pmatrix} l_f & l_p - \lambda & L' \\ 0 & 0 & 0 \end{pmatrix} \begin{pmatrix} l_f & l & \mathcal{L} \\ 0 & 0 & 0 \end{pmatrix} \\ &\times \sum_{\mu m'} (-1)^{m'} \begin{pmatrix} l_p - \lambda & \lambda & l_p \\ -m_p - \mu & \mu & m_p \end{pmatrix} \begin{pmatrix} l_h & l' & L \\ -m_h & m' & m_h - m' \end{pmatrix} \\ &\times \begin{pmatrix} l' & l_i & L' \\ -m' & 0 & m' \end{pmatrix} \begin{pmatrix} l_f & l & \mathcal{L} \\ -m' - m_p - \mu & m' + \mu - m_h & m_p + m_h \end{pmatrix} \\ &\times \begin{pmatrix} l & \lambda & L \\ m_h - m' - \mu & \mu & m' - m_h \end{pmatrix} \begin{pmatrix} l_f & l_p - \lambda & L' \\ m' + m_p + \mu & -m_p - \mu & -m' \end{pmatrix}, \end{aligned}$$

$$\mathcal{R}_{l_f l' \lambda l_i} = \int_0^{\infty} dR R^{l_p - \lambda} F_{l_f}(k_+ R) \mathcal{V}_{\lambda l'}(R) F_{l_i}(k_{\alpha} R),$$

$$\mathcal{V}_{\lambda l l'}(R) = \int_0^\infty dr r^{\lambda+1} \mathcal{L}_{n_h l_h}(r) \mathcal{J}_{l'}^{l_p}(r, R) F_l(k_- R),$$

$$\mathcal{J}_{l'}^{l_p}(r, R) = \frac{1}{2} \int_{-1}^1 du \rho^{-l_p} R_{n_p l_p}(\rho) \left(\frac{1}{R} - \frac{1}{\rho} \right) P_{l'}(u),$$

$$\mathcal{L}_{n_h l_h}(r_1) = \int_0^\infty d r_2 r_2^2 R_{n_h l_h}(r_2) \tilde{h}_{l_h}(r_1, r_2). \quad (27)$$

Similarly the *excitation* transition matrix element is given by

$$\begin{aligned} t_{\text{exc}} &= \int d\mathbf{R} \mathcal{F}_{k_+}^{(-)*}(\mathbf{R}) V_{\text{exc}}(\mathbf{R}) \mathcal{F}_{k_\alpha}^{(+)}(\mathbf{R}) \\ &= (-1)^{l_p} \sqrt{2} \frac{(4\pi)^{\frac{5}{2}}}{k_- k_\alpha k_+} \left(\hat{l}_p \hat{l}_p \hat{l}_h \right)^{\frac{1}{2}} \sum_{l_i \tilde{l}} i^{l_i} e^{i\delta_{l_i}} \hat{l}_i \tilde{l}^{\frac{1}{2}} \tilde{\mathcal{S}}_{l_i \tilde{l}} Y_{l_i - m_p - m_h}(\hat{\mathbf{k}}_\beta) \end{aligned} \quad (28)$$

with

$$\tilde{\mathcal{S}}_{l_i \tilde{l}} = \sum_{l_t \Lambda l' \lambda L L' \tilde{L}} i^{-l-l'} e^{i(\delta_l + \delta_{l'})} \tilde{\mathcal{A}}_{l_i \tilde{l}}^{l_t \Lambda l' \lambda L L' \tilde{L}} \tilde{\mathcal{R}}_{l_t \Lambda l' \lambda l_i},$$

$$\begin{aligned} \tilde{\mathcal{A}}_{l_i \tilde{l}}^{l_t \Lambda l' \lambda L L' \tilde{L}} &= (-1)^\lambda \frac{\hat{l}_f \hat{l}_t \hat{\Lambda} \hat{l}' \hat{L} \hat{L}' \hat{\tilde{L}}}{((2\lambda)!(2(l_p - \lambda))!)^{\frac{1}{2}}} \begin{pmatrix} l_h & l_t & \Lambda \\ 0 & 0 & 0 \end{pmatrix} \begin{pmatrix} l' & l_t & \tilde{L} \\ 0 & 0 & 0 \end{pmatrix} \begin{pmatrix} l & \lambda & \tilde{L} \\ 0 & 0 & 0 \end{pmatrix} \\ &\times \begin{pmatrix} \Lambda & l_i & L \\ 0 & 0 & 0 \end{pmatrix} \begin{pmatrix} l' & L & L' \\ 0 & 0 & 0 \end{pmatrix} \begin{pmatrix} l_f & l_p - \lambda & L' \\ 0 & 0 & 0 \end{pmatrix} \begin{pmatrix} l_f & l & \tilde{l} \\ 0 & 0 & 0 \end{pmatrix} \\ &\times \sum_{\mu m m_t} (-1)^{m+\mu} \begin{pmatrix} \Lambda & l_i & L \\ m_t - m_h & 0 & m_h - m_t \end{pmatrix} \begin{pmatrix} l_h & l_t & \Lambda \\ -m_h & m_t & m_h - m_t \end{pmatrix} \\ &\times \begin{pmatrix} l' & l_t & \tilde{L} \\ m + m_t - \mu & -m_t & \mu - m \end{pmatrix} \begin{pmatrix} l_f & l & \tilde{l} \\ -m_p - m_h - m & m & m_p + m_h \end{pmatrix} \\ &\times \begin{pmatrix} l_p - \lambda & \lambda & l_p \\ -m_p - \mu & \mu & m_p \end{pmatrix} \begin{pmatrix} l' & L & L' \\ \mu - m - m_t & m_t - m_h & m + m_h - \mu \end{pmatrix} \\ &\times \begin{pmatrix} l_f & l_p - \lambda & L' \\ m_p + m_h + m & -m_p - \mu & \mu - m - m_h \end{pmatrix} \begin{pmatrix} l & \lambda & \tilde{L} \\ -m & \mu & m - \mu \end{pmatrix}, \end{aligned}$$

$$\tilde{\mathcal{R}}_{l_t \Lambda l' \lambda l_i} = \int_0^\infty dR R^{l_p - \lambda} F_{l_f}(k_+ R) \tilde{\mathcal{V}}_{\lambda l l'}^{\Lambda l_i}(R) F_{l_i}(k_\alpha R),$$

$$\tilde{\mathcal{V}}_{\lambda l l'}^{\Lambda l_i}(R) = \int_0^\infty dr_1 r_1^{\lambda+1} \tilde{\mathcal{J}}_{l'}^{l_p}(r_1, R) F_l(k_- r_1) \tilde{\mathcal{L}}_{n_h l_h}^{\Lambda l_i}(r_1, R),$$

$$\tilde{\mathcal{L}}_{n_h l_h}^{\Lambda l_i}(r_1, R) = \frac{1}{\hat{\Lambda}} \int_0^\infty dr_2 r_2^2 R_{n_h l_h}(r_2) \left(\frac{r_2^\Lambda}{r_2^{\Lambda+1}} - \frac{\delta_{\Lambda 0}}{R} \right) \tilde{h}_{l_i}(r_1, r_2),$$

$$\tilde{\mathcal{J}}_{l'}^{l_p}(r_1, R) = \frac{1}{2} \int_{-1}^1 du R_{n_p l_p}(\rho_1) \rho_1^{l_p} P_{l'}(u). \quad (29)$$

$r_<$ (respectively $r_>$) is defined as $\min(r_2, R)$ (respectively $\max(r_2, R)$). The total cross section for a given state (n_h, l_h) of H and a given state (n_p, l_p) of Ps (reaction (3)) is given by

$$\begin{aligned}\sigma_{n_h l_h; n_p l_p}^{4B,3} &= \frac{1}{4\pi^2} \frac{k_\beta}{k_\alpha} \mu_\alpha \mu_\beta \sum_{m_p m_h} \int d\hat{\mathbf{k}}_\beta |T_{\alpha\beta}|^2 \\ &= \frac{1}{4\pi^2} \frac{k_\beta}{k_\alpha} \mu_\alpha \mu_\beta \frac{2(4\pi)^5}{(k_- k_\alpha k_+)^2} \hat{l}_p \hat{l}_p \hat{l}_h \sum_{m_p m_h} \sum_{l_i l_i'} i^{l_i - l_i'} e^{i(\delta_{l_i} - \delta_{l_i'})} \hat{l}_i \hat{l}_i' \\ &\quad \times \left\{ (\mathcal{S}_{l_i \tilde{l}}^* \times \mathcal{S}_{l_i \tilde{l}} + \tilde{\mathcal{S}}_{l_i \tilde{l}}^* \times \tilde{\mathcal{S}}_{l_i \tilde{l}} + [\mathcal{S}_{l_i \tilde{l}}^* \times \tilde{\mathcal{S}}_{l_i \tilde{l}} + \text{c.c.}]) \right\}\end{aligned}\quad (30)$$

with

$$|T_{\alpha\beta}|^2 = t_{\text{exc}}^* \times t_{\text{exc}} + t_{\text{exc}}^* \times t_{\text{cap}} + t_{\text{cap}}^* \times t_{\text{exc}} + t_{\text{cap}}^* \times t_{\text{cap}}. \quad (31)$$

2.2.2. Uncorrelated Chandrasekhar wave function. Because of the absence of angular correlations in the uncorrelated Chandrasekhar wave function, further simplifications can be applied to the transition matrix element. The H^- wave function can be treated slightly differently. Indeed, one notices that the UC wave function can also be written as

$$\Phi_\alpha(\mathbf{r}_1, \mathbf{r}_2) = \frac{1}{\sqrt{2}} \left\{ \varphi_{a_{\text{uc}}}(\mathbf{r}_1) \varphi_{b_{\text{uc}}}(\mathbf{r}_2) + \varphi_{a_{\text{uc}}}(\mathbf{r}_2) \varphi_{b_{\text{uc}}}(\mathbf{r}_1) \right\}. \quad (32)$$

Now, in $T_{\alpha\beta}^-$, terms depending on \mathbf{r}_1 and \mathbf{r}_2 are fully separable and the transition matrix element can be written as

$$T_{\alpha\beta}^- = t^{ab} + t^{ba}, \quad (33)$$

where a_{uc} is shortened into a and b_{uc} in b . t^{ij} describes the capture into the Ps of the electron initially in state i in H^- while, simultaneously, the electron initially in state j is excited to a final state $\text{H}(n_h, l_h, m_h)$. Since both electrons in H^- are indistinguishable, $T_{\alpha\beta}^-$ is the coherent sum of two terms. We have

$$t^{ij} = \int d\mathbf{R} \mathcal{F}_{k_\beta}^{(-)*}(\mathbf{R}) V^{ij}(\mathbf{R}) \mathcal{F}_{k_\alpha}^{(+)}(\mathbf{R}), \quad (34)$$

where

$$\begin{aligned}V^{ij}(\mathbf{R}) &= \int d\mathbf{r}_1 \Psi_f^*(\rho_1) \mathcal{F}_{k_\beta}^{(-)*}(\mathbf{r}_1) \left(\frac{1}{R} - \frac{1}{\rho_1} \right) \varphi_i(\mathbf{r}_1) \times \int d\mathbf{r}_2 \varphi_{n_h l_h m_h}^*(\mathbf{r}_2) \varphi_j(\mathbf{r}_2) \\ &\quad + \int d\mathbf{r}_1 \Psi_f^*(\rho_1) \mathcal{F}_{k_\beta}^{(-)*}(\mathbf{r}_1) \varphi_i(\mathbf{r}_1) \times \int d\mathbf{r}_2 \varphi_{n_h l_h m_h}^*(\mathbf{r}_2) \left(\frac{1}{R} - \frac{1}{\rho_2} \right) \varphi_j(\mathbf{r}_2) \\ &= \left\{ \int d\mathbf{r}_1 \Psi_f^*(\rho_1) \mathcal{F}_{k_\beta}^{(-)*}(\mathbf{r}_1) \left(\frac{1}{R} - \frac{1}{\rho_1} \right) \varphi_i(\mathbf{r}_1) \right\} \times \langle n_h l_h m_h | j \rangle \\ &\quad + \left\{ \int d\mathbf{r}_1 \Psi_f^*(\rho_1) \mathcal{F}_{k_\beta}^{(-)*}(\mathbf{r}_1) \varphi_i(\mathbf{r}_1) \right\} \times \mathcal{K}_{n_h l_h m_h}^j(\mathbf{R}) \\ &\equiv V_{\text{cap}}^{ij}(\mathbf{R}) + V_{\text{exc}}^{ij}(\mathbf{R}).\end{aligned}\quad (35)$$

According to this, the matrix element t^{ij} may be expressed as

$$t^{ij} = t_{\text{cap}}^{ij} + t_{\text{exc}}^{ij}. \quad (36)$$

The matrix elements t_{cap}^{ij} and t_{exc}^{ij} may be obtained by replacing V^{ij} in equation (34) with V_{cap}^{ij} and V_{exc}^{ij} , respectively. The term t_{cap}^{ij} mostly describes the capture of the electron in state i in H^- into the Ps; the process is pondered by the overlap between the wave function of the electron in the hydrogen atom and the wave function of the H^- electron initially in state j . Due to the scalar product $\langle n_h l_h m_h | j \rangle$, it is worthwhile noticing that the term of ‘capture’ is equal to zero for $l_h \neq 0$. The term t_{exc}^{ij} encloses the excitation of the electron that remains bound to the proton, from state j in H^- to state (n_h, l_h, m_h) in the hydrogen atom. Indeed, $\mathcal{K}_{n_h l_h m_h}^j(\mathbf{R})$ can be written as

$$\mathcal{K}_{n_h l_h m_h}^j(\mathbf{R}) = \mathcal{L}_{n_h l_h}^j(R) Y_{l_h m_h}^*(\hat{\mathbf{R}}) \quad (37)$$

with

$$\mathcal{L}_{n_h l_h}^j(R) = \frac{\sqrt{4\pi}}{\hat{l}_h} \int_0^\infty dr r^2 R_{n_h l_h}(r) \left(\frac{r^{l_h}}{r^{l_h+1}} - \frac{\delta_{l_h 0}}{R} \right) R_j(r). \quad (38)$$

The total cross section with the uncorrelated Chandrasekhar wave function can be written as

$$\sigma_{n_h l_h; n_p l_p}^{\text{4B,3-UC}} = \frac{1}{4\pi^2} \frac{k_\beta}{k_\alpha} \mu_\alpha \mu_\beta \sum_{m_p m_h} \int d\hat{\mathbf{k}}_\beta |T_{\alpha\beta}|^2,$$

$$\begin{aligned} |T_{\alpha\beta}|^2 = & t_{\text{cap}}^{ab*} \times t_{\text{cap}}^{ab} + t_{\text{exc}}^{ab*} \times t_{\text{exc}}^{ab} + [t_{\text{cap}}^{ab*} \times t_{\text{exc}}^{ab} + \text{c.c.}] \\ & + t_{\text{cap}}^{ab*} \times t_{\text{cap}}^{ba} + t_{\text{exc}}^{ab*} \times t_{\text{exc}}^{ba} + [t_{\text{cap}}^{ab*} \times t_{\text{exc}}^{ba} + \text{c.c.}] \\ & + \{a \leftrightarrow b\}. \end{aligned} \quad (39)$$

If m_h or l_h are different from zero, most of these terms are null. The expression of the pure capture terms is

$$\sum_{m_p m_h} \int d\hat{\mathbf{k}}_\beta t_{\text{cap}}^{ij*} \times t_{\text{cap}}^{kq} = \frac{(4\pi)^3}{(k_+ k_- k_\alpha)^2} \hat{l}_p \hat{l}_p \sum_{\hat{l}_i \hat{l}} \hat{l}_i \hat{l} \left(\mathcal{W}_{\hat{l}_i \hat{l}}^{ij*} \times \mathcal{W}_{\hat{l}_i \hat{l}}^{kq} \right) \quad (40)$$

with

$$\mathcal{W}_{\hat{l}_i \hat{l}}^{ij} = \sum_{l_i l' \lambda L} i^{-l-l_i} e^{i(\delta_l + \delta_{l_i})} \mathcal{B}_{\hat{l}_i \hat{l}}^{l_i l' \lambda L} \mathcal{R}_{l_i l' \lambda l_i}^{ij},$$

$$\begin{aligned} \mathcal{B}_{\hat{l}_i \hat{l}}^{l_i l' \lambda L} = & (-1)^\lambda \frac{\hat{l}_i \hat{l} \hat{L}}{((2\lambda)!(2(l_p - \lambda))!)^{\frac{1}{2}}} \begin{Bmatrix} l & \lambda & l' \\ l_f & l_p - \lambda & L \\ \tilde{l} & l_p & l_i \end{Bmatrix} \\ & \times \begin{pmatrix} \lambda & l' & l \\ 0 & 0 & 0 \end{pmatrix} \begin{pmatrix} l' & l_i & L \\ 0 & 0 & 0 \end{pmatrix} \begin{pmatrix} l_f & l_p - \lambda & L \\ 0 & 0 & 0 \end{pmatrix} \begin{pmatrix} l & l_f & \tilde{l} \\ 0 & 0 & 0 \end{pmatrix}, \end{aligned} \quad (41)$$

$$\mathcal{R}_{l_i l' \lambda l_i}^{ij} = \int_0^\infty dR R^{l_p - \lambda} F_{l_f}(k_+ R) \mathcal{V}_{l' \lambda}^{ij}(R) F_{l_i}(k_\alpha R),$$

$$\mathcal{V}_{l' \lambda}^{ij}(R) = \langle n_h l_h m_h | j \rangle \times \int_0^\infty dr r^{\lambda+1} F_l(k_- r) \mathcal{J}_l^{l_p}(r, R) R_i(r).$$

Pure excitation terms can be written as follows:

$$\sum_{m_p m_h} \int d\hat{\mathbf{k}}_\beta t_{\text{exc}}^{ij*} \times t_{\text{exc}}^{kq} = \frac{(4\pi)^3}{(k_+ k_- k_\alpha)^2} \hat{l}_p \hat{l}_p \hat{l}_h \sum_{\hat{l}_i \hat{L}} \hat{l}_i \hat{L} \left(\tilde{\mathcal{W}}_{\hat{l}_i \hat{L}}^{ij*} \times \tilde{\mathcal{W}}_{\hat{l}_i \hat{L}}^{kq} \right) \quad (42)$$

with

$$\begin{aligned}\tilde{\mathcal{W}}_{l_i \tilde{l}}^{ij} &= \sum_{l_f l' \lambda L'} i^{-l-l_f} e^{i(\delta_l + \delta_{l_f})} \tilde{\mathcal{B}}_{l_i \tilde{l}}^{l_f l' \lambda L'} \tilde{\mathcal{R}}_{l_f l' \lambda l_i}^{ij}, \\ \tilde{\mathcal{B}}_{l_i \tilde{l}}^{l_f l' \lambda L'} &= (-1)^\lambda \frac{\hat{l}_i \hat{l}' \hat{L}'}{((2\lambda)!(2(l_p - \lambda))!)^{\frac{1}{2}}} \begin{Bmatrix} l & \lambda & L' \\ l_f & l_p - \lambda & L \\ \tilde{l} & l_p & L \end{Bmatrix} \begin{pmatrix} l_h & l_i & L \\ 0 & 0 & 0 \end{pmatrix} \\ &\quad \times \begin{pmatrix} \lambda & l' & l \\ 0 & 0 & 0 \end{pmatrix} \begin{pmatrix} l' & L & L' \\ 0 & 0 & 0 \end{pmatrix} \begin{pmatrix} l_f & l_p - \lambda & L' \\ 0 & 0 & 0 \end{pmatrix} \begin{pmatrix} l & l_f & \tilde{l} \\ 0 & 0 & 0 \end{pmatrix}, \\ \tilde{\mathcal{R}}_{l_f l' \lambda l_i}^{ij} &= \int_0^\infty dR R^{l_p - \lambda} F_{l_f}(k_+ R) \tilde{\mathcal{V}}_{l' \lambda}^i(R) \tilde{\mathcal{L}}_{n_h l_h}^j(R) F_{l_i}(k_\alpha R), \\ \tilde{\mathcal{V}}_{l' \lambda}^i(R) &= \int_0^\infty dr r^{\lambda+1} F_{l'}(k_- r) \tilde{\mathcal{J}}_{l'}^{l_p}(r, R) R_i(r), \\ \tilde{\mathcal{L}}_{n_h l_h}^j(R) &= \frac{\mathcal{L}_{n_h l_h}^j(R)}{\sqrt{4\pi}}.\end{aligned}\tag{43}$$

Finally, the cross terms can be expressed with the previously introduced quantities. For instance

$$\begin{aligned}\sum_{m_p m_h} \int d\hat{\mathbf{k}} \beta^{ij*} \times t_{\text{exc}}^{kq} &= \frac{(4\pi)^3}{(k_+ k_- k_\alpha)^2} \hat{l}_p! \hat{l}_p \sum_{l_i \tilde{l}} \hat{l}_i \hat{l}' \left(\mathcal{W}_{l_i \tilde{l}}^{ij*} \times \tilde{\mathcal{X}}_{l_i \tilde{l}}^{kq} \right), \\ \tilde{\mathcal{X}}_{l_i \tilde{l}}^{kq} &= (-1)^{l_i} \hat{l}_i^{\frac{1}{2}} \tilde{\mathcal{W}}_{l_i \tilde{l}, l_h=0}^{kq}.\end{aligned}\tag{44}$$

3. Results

3.1. $\bar{\text{H}}$ production (three-body reaction)

3.1.1. Three-body continuum distorted wave-final state (CDW-FS). Cross sections for reaction (1) have been computed for 6 states of the Ps atom, from Ps(1s) to Ps(3d) and for 13 states of hydrogen, from H(1s) to H(5d) (and up to H(5g) for ground-state Ps). Higher states have not been investigated yet since the calculation for each (n_p, l_p, m_p) – (n_h, l_h, m_h) pair is very time-consuming. To obtain the cross sections for the reverse reaction (2), the following kinetic transformation is applied, assuming microreversibility and invariance by charge conjugation [1]:

$$\sigma_{n_h l_h; n_p l_p}^{3B,2} = \frac{\hat{l}_h k_f^2}{\hat{l}_p k_i^2} \sigma_{n_h l_h; n_p l_p}^{3B,1},\tag{45}$$

where $\frac{1}{2} \frac{k_f^2}{2m}$ is almost the kinetic energy of the Ps atom in the centre of mass and $\frac{1}{2} \frac{k_i^2}{m}$ is almost the kinetic energy of the electron/positron in the centre of mass. The energy considered for

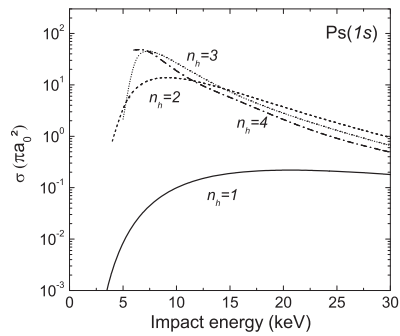


Figure 3. Antihydrogen production cross sections from ground state Ps as a function of the antiproton impact energy.

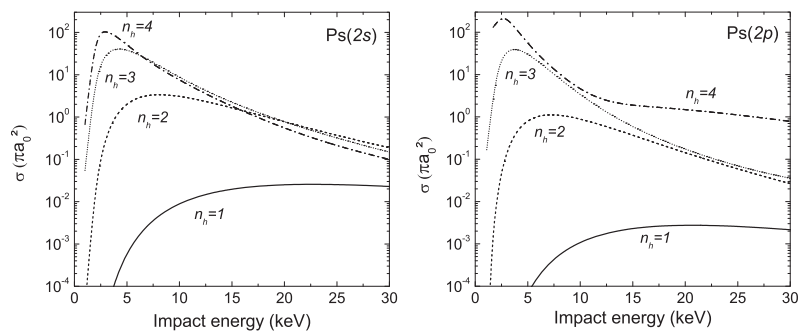


Figure 4. Antihydrogen production cross sections from Ps excited in a state $n_p = 2$ as a function of the antiproton impact energy.

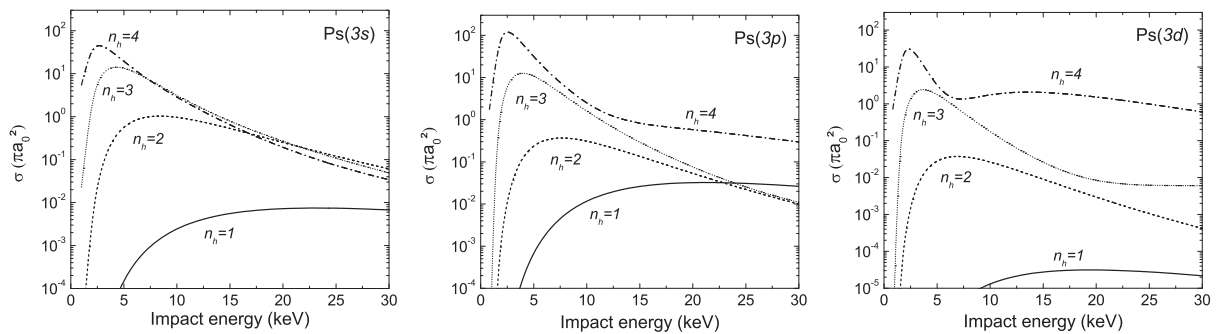


Figure 5. Antihydrogen production cross sections from Ps excited in a state $n_p = 3$ as a function of the antiproton impact energy.

reaction (1) ranges from 0 to 50 eV positron energy and the results presented here for reaction (2) focus on the 0 and 30 keV antiproton energy region.

Figures 3–5 present, for Ps(1s)–Ps(3d), the cross sections of antihydrogen formation $\sigma_{n_h l_h; n_p l_p}^{3B,2}$ for $n_h = 1–4$. They demonstrate the large production of the higher excited states of \bar{H} (this general behaviour is in agreement with other computations [3, 4]), $\bar{H}(1s)$ production being almost negligible at low energies in all cases. Figure 6 details, in the case of Ps(2p) and $n_h = 4$, the different contributions of the l_h states. The relative behaviour of the cross sections in this example are similar in any other $(n_h, l_h)–(n_p, l_p)$ case. It shows that, for a given n_h , the

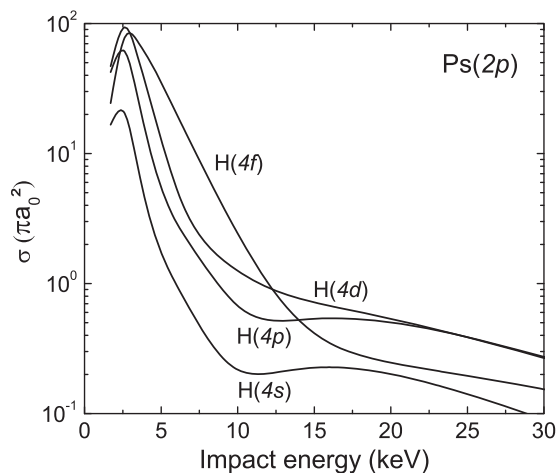


Figure 6. Cross sections of antihydrogen production in the states $n_h = 4$ for $\text{Ps}(2p)$, as a function of the antiproton impact energy.

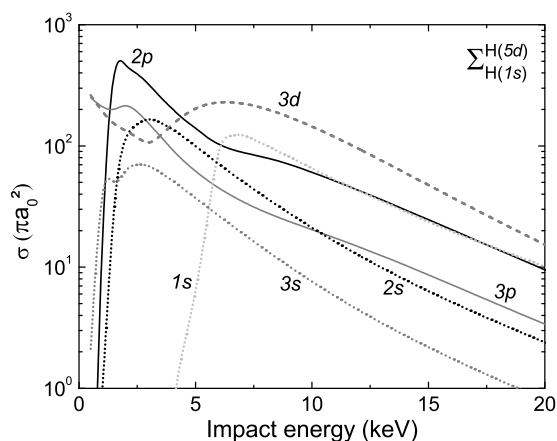


Figure 7. Cross sections of antihydrogen production up to $\bar{\text{H}}(5d)$ for $\text{Ps}(1s)$ – $\text{Ps}(3d)$, as a function of antiproton impact energy.

production of s-state antihydrogen is always the lowest contribution, whereas the formation of states with non-zero angular momentum quantum numbers gets more and more favoured as l_h increases. For the highest l_h state, this hierarchy can be slightly perturbed towards the threshold and towards the intermediate energy region, as can be seen in figure 6 for the $\bar{\text{H}}(4f)$.

In the prospect of the GBAR experiment for which the highest production rate of antihydrogen atoms is sought, figure 7 compares the different states of Ps, when all the contributions of $\bar{\text{H}}$ states are summed from (1s) to (5d). The maximum of $\bar{\text{H}}$ production occurs around 6 keV antiproton energy when the Ps is in its ground state and, because of the threshold constraints for $n_h > 1$, $\bar{\text{H}}$ formation from $\text{Ps}(1s)$ appears to be completely negligible below 5 keV. For excited states of Ps, the production of antihydrogen atoms peaks in the region between 2 and 3 keV. The highest cross section is obtained for $\text{Ps}(2p)$ at 2 keV: this maximum dominates the others by at least a factor of 2.

3.1.2. Comparison with experimental data. As already explained in the introduction, cross sections for reaction (2) can only be compared to one experiment performed by Merrison

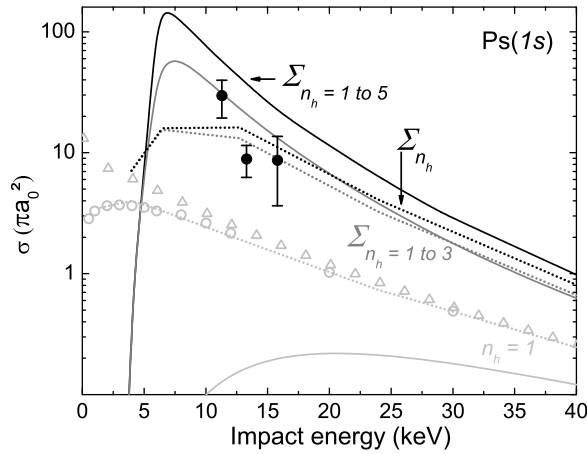


Figure 8. Comparison to the experimental values of Merrison *et al* [10]. The solid lines are our CDW-FS results and the dotted lines are the results from Mitroy and Ryzhikh [4]. In light grey, the production of hydrogen in its ground state; in darker grey, the sum of the hydrogen production cross sections up to state H(3d). The solid black line corresponds to the CDW-FS results taking into account the hydrogen states up to H(5d) whereas the dotted black line from [4] is an estimation of the total hydrogen production using the $\frac{1}{n^3}$ scaling for the states above (3d). Also represented: the CBA results for H(1s) production (light grey triangles) compared to the cross section given in [1] (light grey circles).

et al [10] for ground state Ps in the energy range 11–15 keV. In these inclusive measurements, no distinction between the hydrogen states produced could be done. The comparison, shown in figure 8 will thus take place between these experimental data and the sum of our cross sections over the (anti)hydrogen states. Despite a slight over-estimation from the summed cross sections, the theoretical calculations and the experimental data are in rather good agreement. To give another perspective, the CC($\bar{13}$, $\bar{8}$) and CC($\bar{28}$, 3) calculations by Mitroy and Ryzhikh [4] are also included in figure 8. As mentioned in the introduction, these calculations and the experimental data are in good agreement, except for the value at 11.3 keV. In that region, the CDW-FS results seem to better reproduce the behaviour of the total hydrogen production. On the other hand, CDW-FS largely underestimates the production of ground state hydrogen, which nonetheless remains small compared to the production of excited states. In the absence of other experimental results for reaction (2) (or its matter counterpart), in particular in the case of excited Ps, this positive comparison validates the use of CDW-FS to address the needs of the GBAR experiment.

The predictions of the CBA model (obtained by setting $\beta_- = \beta_+ = 0$) are also depicted in figure 8, along with the cross section given in [1]. As expected, the two models exhibit very similar results.

3.2. $\bar{\text{H}}^+$ production (four-body reaction)

3.2.1. Four-body CDW-FS.

Uncorrelated Chandrasekhar wave function The cross sections for reaction (3) were first computed using the uncorrelated Chandrasekhar wave function. Ps in states (1s)–(3d) were

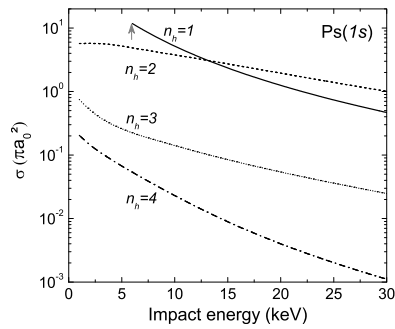


Figure 9. $\bar{\text{H}}^+$ production cross sections from ground state Ps as a function of the antihydrogen impact energy; the arrow indicates the threshold of the $\bar{\text{H}}(1s)$ channel.

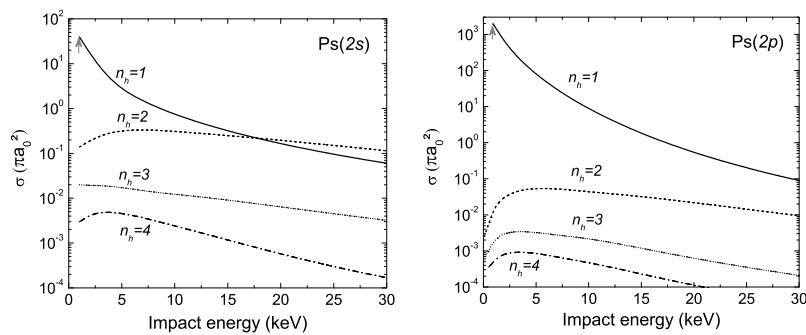


Figure 10. $\bar{\text{H}}^+$ production cross sections from Ps excited in a state $n_p = 2$ as a function of the antihydrogen impact energy; the arrows mark the threshold of the $\bar{\text{H}}(1s)$ channel.

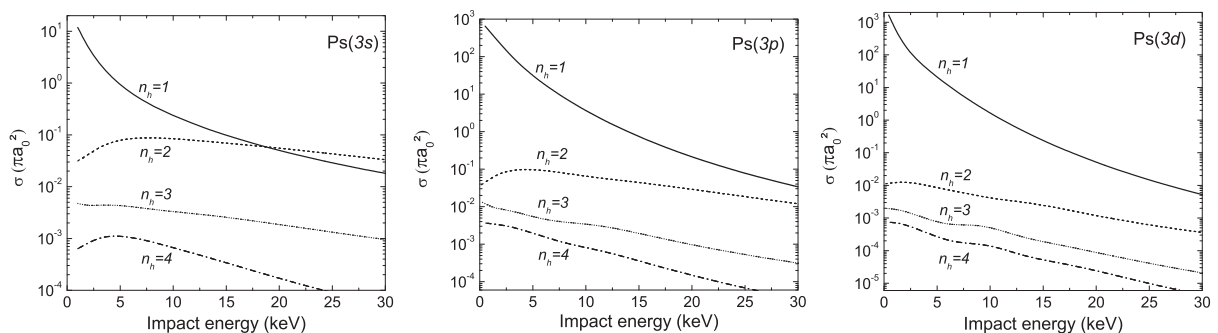


Figure 11. $\bar{\text{H}}^+$ production cross sections from Ps excited in a state $n_p = 3$ as a function of the antihydrogen impact energy.

investigated and excited states of hydrogen up to (4f) were considered. The results translated for reaction (4) (see equation (46) below): relations between the cross sections of reactions (3) and (4), assuming microreversibility and invariance by charge conjugation, are presented in figures 9–11, for energies between 0 and 30 keV antihydrogen energy and the contribution of the antihydrogen excited states have been summed over l_h . As an example of the cross sections dependence in the orbital quantum number l_h , more detailed results are shown in figure 13 for

Table 2. Thresholds (keV) for reaction (4) when \bar{H} is in its ground state, given for each H^- (\bar{H}^+) wave function used in this work.

n_p	UC	CC	LS	exact
1	5.887	5.590	5.562	5.545
2	1.205	0.908	0.880	0.863
3	0.346	48.6×10^{-3}	20.6×10^{-3}	3.67×10^{-3}

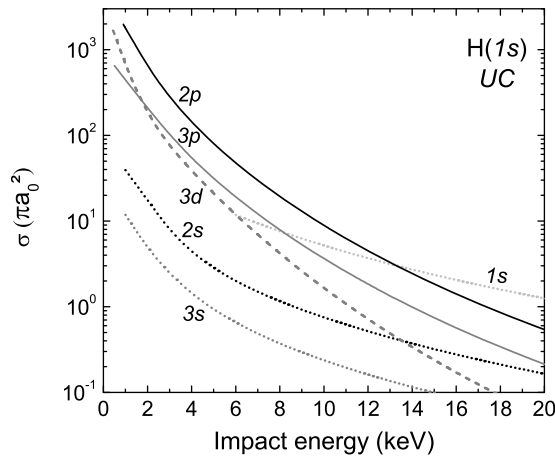


Figure 12. Comparison between the different Ps states for reaction (4) when \bar{H} is in the ground state, in the case of the uncorrelated Chandrasekhar wave function.

Ps(2p) and in a state $n_h = 4$:

$$\sigma_{n_h l_h; n_p l_p}^{4B,4} = \frac{1}{\hat{l}_p \hat{l}_h} \frac{k_f^2}{k_i^2} \sigma_{n_h l_h; n_p l_p}^{4B,3}. \quad (46)$$

The general behaviour of the four-body reaction cross sections is a dramatic increase of the \bar{H}^+ production towards the thresholds (see table 2) when the antihydrogen is in its ground state. This had already been noted by McAlinden *et al* (who gave a $\frac{1}{E}$ law to estimate the cross section of reaction (3) at very low energies) and Roy *et al* for Ps(1s) to (2p) [19, 20]; it is now also demonstrated for $n_p = 3$. The other tendency, over all the energy range considered, is a shift of the cross sections towards lower values when n_h increases. This decrease of the cross sections with n_h is amplified as l_p goes up. Two cases can be distinguished: $l_p = 0$ and $l_p \neq 0$. Indeed, for s-states of Ps, values of the cross sections for \bar{H}^+ formation from $\bar{H}(1s)$ are very similar: they are all of the order of $10 \pi a_0^2$ at the threshold and decrease with the impact energy, until, around 10–15 keV, they become comparable to the cross sections when \bar{H} is in the $n_h = 2$ states in the entrance channel. For the $l_p \neq 0$ states of Ps, the channel where the antihydrogen is in its ground state is always dominant; below 5 keV, these cross sections are one or two orders of magnitude higher than the ones with s-state Ps, as can be seen in figure 12.

The cross sections presented in figure 13 are representative of the behaviour for $n_h \geq 3$ and $l_p > 0$. The \bar{H}^+ ions are preferentially produced from s-state and p-state antihydrogen atoms in close competition and then, to a lower extent, from d-states. For s-state antihydrogen atoms, the

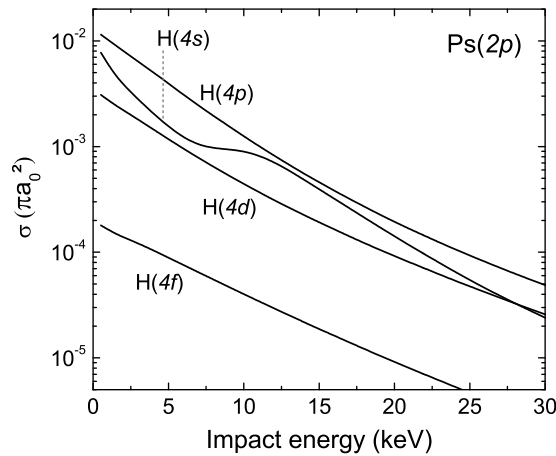


Figure 13. $\bar{\text{H}}^+$ production cross sections from Ps(2p) and the different $n_h = 4$ states of antihydrogen.

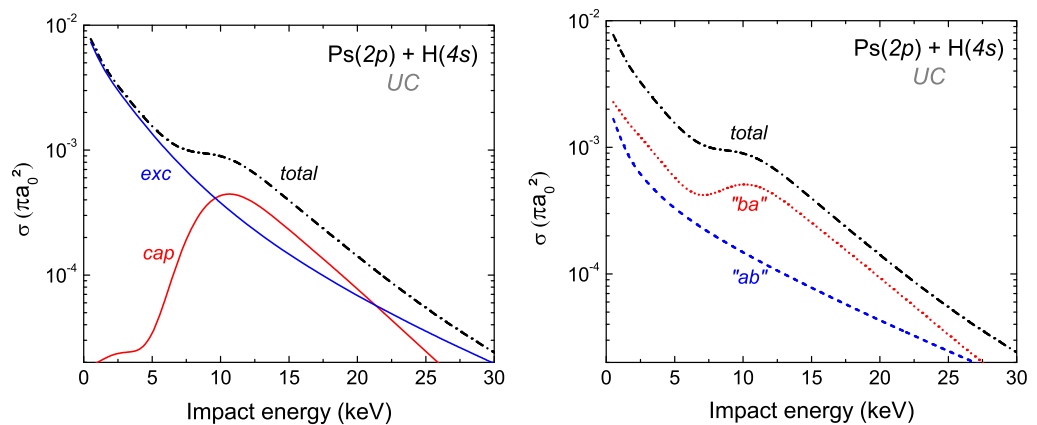


Figure 14. Contributions of the different processes involved in the formation of $\bar{\text{H}}^+$ from Ps(2p) and $\bar{\text{H}}(4s)$. (a) *Capture* and *excitation*. (b) *'ab'* and *'ba'*.

cross sections always exhibit the same structure with a maximum in the region between 10 and 15 keV. In the case of s-state Ps ($l_p = 0$), not presented here, $\bar{\text{H}}^+$ production will be favoured for $l_h = 0$, but when $n_h = 4$, it is now the p-state antihydrogen channel which dominates the one with s-state antihydrogen. For any state of Ps, when $\bar{\text{H}}$ is in a state $n_h = 2$ in the entrance channel, it is $\bar{\text{H}}(2s)$ that leads preferentially to $\bar{\text{H}}^+$.

Using equation (39) given for the UC wave function, it is possible to investigate the respective contributions of the *capture* and the *excitation* terms to the total cross section by taking either the t_{exc}^{ij} or t_{cap}^{ij} terms equal to zero. This is shown in figure 14(a) in the case of Ps(2p) and $\bar{\text{H}}(4s)$. The maximum observed in the cross section is explained by the preponderance on the *capture* process at these energies. The behaviour of the *capture* cross section is typical and the energy value at the maximum (11 keV) corresponds, as expected, to a projectile velocity twice larger than the velocity of the positron in the $n_p = 2$ level of the Ps atom. The *excitation* is largely dominant below 5 keV. The cross terms, not presented here, are completely negligible

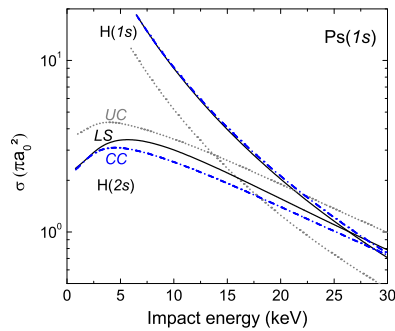


Figure 15. $\bar{\text{H}}^+$ production cross sections from ground state Ps ($n_p = 1$). Comparison between the three H^- wave functions investigated: (grey) dotted lines for UC, (blue) dash-dot lines for CC and (black) solid lines for LS. The upper lines correspond to ground state antihydrogen in the entrance channel and the lines below are for the (2s) state of antihydrogen.

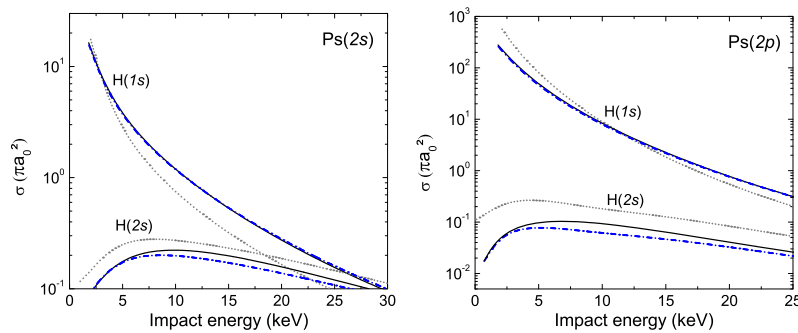


Figure 16. Same as for figure 15 but for $n_p = 2$.

above 10 keV. Similarly, the contributions of the processes ‘ ab ’ and ‘ ba ’ can be investigated by taking respectively t^{ba} or t^{ab} equal to zero. The results are presented in figure 14(b) and show that the major contribution to the total cross section of $\bar{\text{H}}^+$ is the ‘ ba ’ process, which corresponds to the de-excitation of the positron initially in the antihydrogen atom towards the lower level a of $\bar{\text{H}}^+$ while, simultaneously, the positron in the Ps is captured in the outer level b of $\bar{\text{H}}^+$.

Correlated Chandrasekhar and Le Sech wave functions. From the previous results with the uncorrelated Chandrasekhar wave function, cases of interest for GBAR have been selected to be investigated with the correlated Chandrasekhar wave function and the LS wave function. Since the formation of $\bar{\text{H}}^+$ ions from excited states of antihydrogen atoms is negligible, only $\bar{\text{H}}(1s)$ and (2s) have been considered. Other cases can of course be calculated using the formulas given in section 2.2 and in appendix B but at the cost of a long computational time. The results are presented in figures 15–17, where they are also compared to the ones obtained with the uncorrelated Chandrasekhar wave function. In the case of the LS wave function, figure 18 compares, for each state of Ps investigated, the cross sections of $\bar{\text{H}}^+$ production when $\bar{\text{H}}$ is in its ground state in the entrance channel.

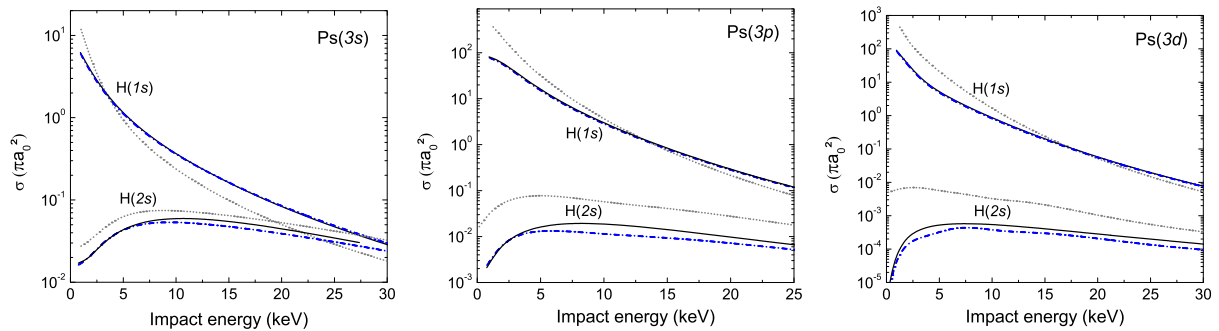


Figure 17. Same as for figure 15 but for $n_p = 3$.

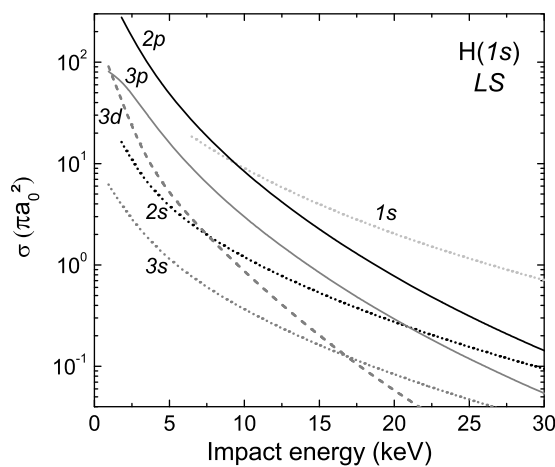


Figure 18. Comparison between the different Ps states for reaction (4) when \bar{H} is in the ground state; the LS wave function has been used for H^- .

The first observation is that the angular correlations taken into account in the CC and LS wave functions have an important effect on the total cross sections in all the energy ranges investigated and thus cannot be overlooked as a small correction. However, there is little difference between the CC and the LS wave functions: for $\bar{H}(1s)$ in the entrance channel, the CC and LS wave functions give the same results within 1% below 10 keV. The most notable difference is observed for $\bar{H}(2s)$ above, roughly, 5 keV; below, the cross sections obtained with the CC and the LS wave functions converge towards the threshold. This means that the collisional model is not sensitive to the level of description of these angular correlations at low energy, close to the reaction thresholds. The observed effect of the angular correlations is, when \bar{H} is in its ground state, to increase the cross section for ground state Ps by almost a factor of 2, to slightly increase the cross section above 3 keV for Ps(2s) and (3s) (and slightly decrease them below 3 keV), to decrease it for Ps(2p) and (3p) below, roughly, 10 keV and finally to largely decrease that cross section for Ps(3d), losing up to one order of magnitude close to the threshold. For $\bar{H}(2s)$ in the entrance channel, the use of the correlated wave functions leads to a decrease of the total cross sections compared to the UC results. The predominance of the $\bar{H}(1s)$ channel below 20 keV is confirmed. The expected nearly resonant behaviour for $n_p = 3$

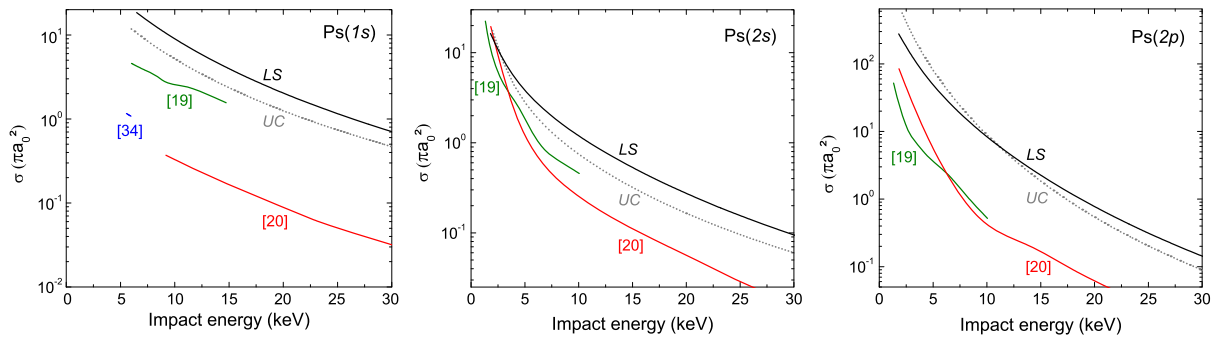


Figure 19. $\bar{\text{H}}^+$ production cross sections from ground state antihydrogen computed with different models. Our CDW-FS calculations are represented by the (black) solid line labelled *LS* for the LS wave function and the (grey) dotted line with label *UC* for the uncorrelated Chandrasekhar wave function. The (red) line labelled [20] is for the CMEA results of Roy and Sinha [20] and the pseudo-state approach results of McAlinden *et al* [19] correspond to the (green) line labelled [19]; the (blue) line with label [34] for Ps(1s) is the calculation at the threshold done by Blackwood *et al* [34].

is indeed observed, but, in the prospect of the GBAR experiment, does not lead to a very sharp increase of the $\bar{\text{H}}^+$ production, unless using Ps(3p) or (3d) well below 2 keV antiproton energy. However, as can be remarked in figure 18, $\bar{\text{H}}(1s)$ with the (3p) or, above all, the (2p) states of Ps dominate all the other processes below 6 keV. Above 10 keV, Ps(1s) is the dominant channel.

3.2.2. Comparison with available theoretical results. Since no experimental results are yet available for the four-body reaction, only a comparison with other theoretical models can be undertaken. The coupled pseudo-states computations of McAlinden *et al*, using an approached wave function for H^- , and the CMEA calculations of Roy and Sinha, who chose the uncorrelated Chandrasekhar wave function, are thus compared to our four-body CDW-FS results with both uncorrelated Chandrasekhar and LS wave functions. So far, others authors kept the hydrogen atom in its ground state. The CC calculation at the threshold for the Ps(1s) + H(1s) channel performed by Blackwood *et al* [34] is also included. Figure 19 details the cases of Ps(1s), Ps(2s) and Ps(2p).

In most of the cases, although the general behaviour of the cross sections is similar, the CDW-FS results are in disagreement with the other theories' calculations, giving a much higher cross section. The notable exception is for Ps(2s) below 5 keV, where all the models seem to agree towards the threshold. Otherwise, the discrepancy can be higher than one order of magnitude. It could be expected, since CDW-FS, like the CMEA model used by Roy and Sinha, is not a low energy theory and is subdued to the *post/prior* discrepancy (which is emphasized towards the low energy region). In the medium energy region above 20 keV, both CDW-FS and CMEA should be valid but still disagree. The main difference between the two models is the treatment of the asymptotic states, which is exact in the case of CDW-FS and could be a reasonable explanation. However, the latter argument cannot be used when comparing to the CC calculation, which is intended to be accurate in the low energy region. Nonetheless, the model developed by McAlinden *et al* is itself not free from approximations: in particular, the wave

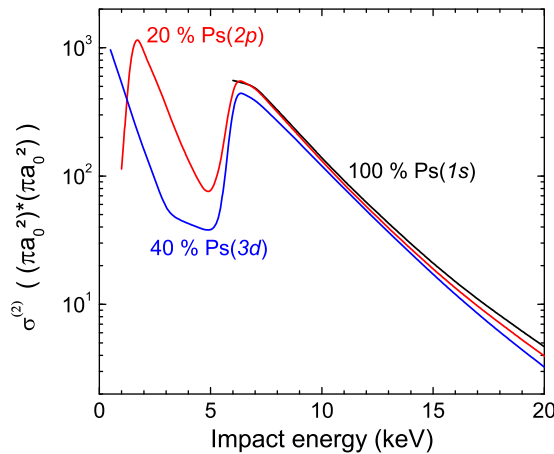


Figure 20. Comparison between the global (i.e. both reactions combined) $\bar{\text{H}}^+$ production cross sections for different simple solutions of Ps excitation.

function they used for H^- (a split shell function involving one electron in the $\text{H}(1s)$ state and the other in a linear combination of s-orbitals) gives a binding energy of -0.513 , similar to the uncorrelated Chandrasekhar wave function. These observations stress that our results should be handled with particular care when used to predict experimental behaviours, either for GBAR or for other future projects.

3.3. Consequences for GBAR

As has been already underlined, no quantitative conclusions should be drawn. Concerning the energy of the antiprotons, two regions have been identified: below 2 keV and between 6 and 7 keV. In the 6 keV region, the use of Ps(1s) only (and this is the state in which Ps is produced) appears to be sufficient to produce sequentially $\bar{\text{H}}$ and $\bar{\text{H}}^+$; the $\bar{\text{H}}$ production can be enhanced using a fraction of Ps excited in the (3d) state, whereas the second reaction can be slightly enhanced by a fraction of Ps(2p). Below 2 keV, Ps(1s) is almost of no use (below thresholds or too low cross sections), with the exception of the case when $\bar{\text{H}}$ is in the (2s) state. Then, the best solution is to excite as much as possible the Ps to the (2p) state; the alternative is Ps(3p) or (3d) around 1 keV. Ps(3d) has the advantage to be a longer-lived state compared to Ps(2p) and (3p). To illustrate this discussion, figure 20 presents a rough approximation of the cross sections for the two reactions combined (using the cross sections obtained with the LS wave function). They have been calculated using equation (47). It is assumed that the proportions of Ps in the ground state $(1 - f)$ and in the (n_p, l_p) excited state (f) are fixed during the whole process and that 20% (ε) of the excited $\bar{\text{H}}$ produced in the first reaction had time to de-excite to the ground state before undergoing the second reaction. These cross sections are given for 100% Ps(1s) ($f = 0$), 20% Ps(2p) ($f = 0.2$; $n_p = 2, l_p = 1$) and 40% Ps(3d) ($f = 0.4$; $n_p = 3, l_p = 2$), values that are thought to be experimentally feasible:

$$\sigma_{n_p l_p; f}^{(2)} = \left[(1 - f) \sum_{n_h l_h} \sigma_{n_h l_h; 10}^{3B, 2} + f \sum_{n_h l_h} \sigma_{n_h l_h; n_p l_p}^{3B, 2} \right] \times \varepsilon \times \left[(1 - f) \sigma_{10; 10}^{4B, 4} + f \sigma_{10; n_p l_p}^{4B, 4} \right]. \quad (47)$$

As suggested above, the interaction region of the GBAR experiment will also have to take into account the constraints on the \bar{H} states. Indeed, the first reaction will mainly, if not exclusively produce excited states of antihydrogen, while the second reaction requires ground-state antihydrogen. Some time must be given to the antihydrogen atoms for them to de-excite towards the ground state or the (2s) state, which will give a small contribution, and still be able to interact with (excited) Ps atoms. This implies that one needs to have a long but still dense enough Ps cloud (or, ideally, two separated Ps clouds, which can be excited into different states at different times).

A simulation taking into account these different options is currently being developed.

4. Conclusions

In the framework of the GBAR experiment, three-body and four-body CDW-FS models have been adapted to compute the cross sections of positronium (Ps) formation by charge exchange reactions between a positron and, firstly, a hydrogen atom (equation (1)) and secondly, a negatively charged hydrogen ion (equation (3)). From the results, total cross sections for antihydrogen and antihydrogen ion production using Ps have been deduced (equations (2) and (4)). The different contributions of the lower excited states of both H (\bar{H}) and Ps have been systematically investigated (up to $n_h = 4-5$ in the case of the (anti)hydrogen atom and up to $n_p = 3$ for the Ps). Three approximated wave functions have been used to describe H^- (\bar{H}^+), from the simple and useful uncorrelated Chandrasekhar wave function, to the more refined, with respect to the angular correlations, correlated Chandrasekhar and LS wave functions. To our knowledge, this is the largest study available concerning reactions (3) and (4).

Results on the three-body reaction draw the same conclusions as previous studies (production of excited (anti)hydrogen; gain with Ps excitation) and compares quite well to the experiment of Merrison *et al* in the range 10–15 keV. Three-body CDW-FS has thus been proven a good tool to estimate the cross sections of antihydrogen formation from antiprotons and Ps. In the absence of experimental data and due to the few works available on the four-body reaction, it is more difficult to put this model to the test. Despite the discrepancy between CDS-FS and the other two theories that were used for the reaction (3), it is worth noticing that, when the comparison is available, the relative behaviour of the cross sections is the same. This represents the information that can be extracted from these results, which can be used to guide experimental choices. It has been thus demonstrated that ground state antihydrogen is required in the entrance channel to have high cross sections, that Ps(2p) is the most interesting Ps state to enhance the \bar{H}^+ production and that antiproton energy close to the reaction threshold should be aimed at. The expected nearly-resonant behaviour for Ps in a state $n_p = 3$ has been observed, but would require ultra-low energy antiprotons (a few hundred eV) to be competitive with Ps(2p). Finally, it has also been shown that the \bar{H}^+ formation from $\bar{H}(2s)$ and Ps(1s) is a non-negligible channel.

Acknowledgments

The authors thank their collaborators from GBAR and acknowledge C Le Sech for useful discussion. This work was partially funded by the Agence Nationale de la Recherche (contract no. ANR-10-BLAN-0420).

Appendix A. Complements on three-body continuum distorted wave-final state (CDW-FS)

A.1. $l_p = \mathbf{0}$ and $l_h \neq \mathbf{0}$

In this particular case, the transition matrix element reads

$$T_{\alpha\beta}^{(-)} = \frac{(4\pi)^{\frac{3}{2}}}{k_\alpha k_+ k_-} \hat{l}_h^{\frac{1}{2}} \sum_{l_i L} i^{l_i} e^{i\delta_{l_i}} \hat{l}_i \hat{L}^{\frac{1}{2}} \mathcal{P}_{l_i L} Y_{L m_h}(\hat{\mathbf{k}}_\beta) \quad (\text{A.1})$$

with

$$\begin{aligned} \mathcal{P}_{l_i L} &= \sum_{l' l_f} i^{-l-l_f} e^{i(\delta_l + \delta_{l_f})} \mathcal{A}_{l_i L}^{l' l_f} \mathcal{R}_{l' l_f}^{l' l_f}, \\ \mathcal{A}_{l_i L}^{l' l_f} &= (-1)^{L+l'} \hat{l}' \hat{l}_f \begin{pmatrix} l_h & l & l' \\ 0 & 0 & 0 \end{pmatrix} \begin{pmatrix} l_i & l' & l_f \\ 0 & 0 & 0 \end{pmatrix} \begin{pmatrix} l & l_f & L \\ 0 & 0 & 0 \end{pmatrix} \begin{pmatrix} l_i & L & l_h \\ 0 & -m_h & m_h \end{pmatrix} \begin{Bmatrix} l_i & L & l_h \\ l & l' & l_f \end{Bmatrix}, \\ \mathcal{R}_{l' l_f}^{l' l_f} &= \int_0^\infty dR F_{l_f}(k_+ R) \mathcal{V}_{l' l_f}(R) F_{l_i}(k_\alpha R), \\ \mathcal{V}_{l' l_f}(R) &= \int_0^\infty dr r F_l(k_- r) \mathcal{J}_{l'}(r, R) R_{m_h l_h}(r), \\ \mathcal{J}_{l'}(r, R) &= \frac{1}{2} \int_{-1}^1 du R_{n_p 0}(\rho) \left(\frac{1}{R} - \frac{1}{\rho} \right) P_{l'}(u). \end{aligned} \quad (\text{A.2})$$

The differential and total cross sections are given by

$$\left[\frac{d\sigma}{d\Omega} \right]_{n_h l_h m_h} = \frac{1}{4\pi^2} \frac{k_\beta}{k_\alpha} \mu_\alpha \mu_\beta \left| T_{\alpha\beta}^{(-)} \right|^2 \quad (\text{A.3})$$

and

$$\begin{aligned} \sigma_{n_h l_h; n_p 0}^{3B,1} &= \frac{1}{\hat{l}_h} \frac{1}{4\pi^2} \frac{k_\beta}{k_\alpha} \mu_\alpha \mu_\beta \sum_{m_h} \int d\mathbf{k}_\beta \left| T_{\alpha\beta}^{(-)} \right|^2 \\ &= \frac{1}{4\pi^2} \frac{k_\beta}{k_\alpha} \mu_\alpha \mu_\beta \frac{(4\pi)^3}{(k_\alpha k_+ k_-)^2} \sum_{l_i L} \hat{l}_i \hat{L} \left(\tilde{\mathcal{P}}_{l_i L}^* \times \tilde{\mathcal{P}}_{l_i L} \right) \end{aligned} \quad (\text{A.4})$$

with

$$\tilde{\mathcal{P}}_{l_i L} = \sum_{l' l_f} i^{-l-l_f} e^{i(\delta_l + \delta_{l_f})} (-1)^{l' l_f} \hat{l}' \hat{l}_f \mathcal{R}_{l' l_f}^{l' l_f} \begin{pmatrix} l_h & l & l' \\ 0 & 0 & 0 \end{pmatrix} \begin{pmatrix} l_i & l' & l_f \\ 0 & 0 & 0 \end{pmatrix} \begin{pmatrix} l & l_f & L \\ 0 & 0 & 0 \end{pmatrix} \begin{Bmatrix} l_i & L & l_h \\ l & l' & l_f \end{Bmatrix}. \quad (\text{A.5})$$

A.2. $l_h = \mathbf{0}$ and $l_p \neq \mathbf{0}$

We have

$$T_{\alpha\beta}^{(-)} = \frac{(4\pi)^{\frac{3}{2}}}{k_+ k_- k_\alpha} (\hat{l}_p!)^{\frac{1}{2}} \hat{l}_p^{\frac{1}{2}} \sum_{l_i L} (-1)^{l_i} i^{l_i} e^{i\delta_{l_i}} \hat{L}^{\frac{1}{2}} \hat{l}_i \mathcal{U}_{l_i L} Y_{L -m_p}(\mathbf{k}_\beta) \quad (\text{A.6})$$

with

$$\mathcal{U}_{l_i L} = \sum_{l_i l' L'} \sum_{\lambda=0}^{l_p} i^{-l-l_f} e^{i(\delta_l+\delta_{l_f})} \mathcal{C}_{l_i L}^{l_i l' L' \lambda} \mathcal{R}_{l_i l_i}^{\lambda l' l'}$$

$$\mathcal{C}_{l_i L}^{l_i l' L' \lambda} = \frac{\hat{l}_f \hat{l}' \hat{L}'}{((2\lambda)!(2(l_p - \lambda))!)^{\frac{1}{2}}} \begin{pmatrix} l_f & l & L \\ 0 & 0 & 0 \end{pmatrix} \begin{pmatrix} l_p - \lambda & l' & L' \\ 0 & 0 & 0 \end{pmatrix} \begin{pmatrix} \lambda & l & L \\ 0 & 0 & 0 \end{pmatrix} \begin{pmatrix} l_f & L' & l_i \\ 0 & 0 & 0 \end{pmatrix}$$

$$\times \begin{pmatrix} L & l_p & l_i \\ m_p & -m_p & 0 \end{pmatrix} \begin{Bmatrix} L & l_p & l_i \\ L' & l_f & l \end{Bmatrix} \begin{Bmatrix} l & L' & l_p \\ l_p - \lambda & \lambda & l' \end{Bmatrix}, \quad (\text{A.7})$$

$$\mathcal{R}_{l_i l_i}^{\lambda l' l'} = \int_0^\infty dR R^{l_p - \lambda} F_{l_f}(k_+ R) \mathcal{V}_{\lambda l' l'}(R) F_{l_i}(k_\alpha R),$$

$$\mathcal{V}_{\lambda l' l'}(R) = \int_0^\infty dr r^{\lambda+1} F_l(k_- r) \mathcal{J}_{l'}^{l_p}(r, R) R_{n_h 0}(r),$$

$$\mathcal{J}_{l'}^{l_p}(r, R) = \frac{1}{2} \int_{-1}^1 du \rho^{-l_p} R_{n_p l_p}(\rho) \left(\frac{1}{R} - \frac{1}{\rho} \right) P_{l'}(u).$$

This gives a total cross section summed over the degenerated states of the Ps atom

$$\sigma_{n_h 0; n_p l_p}^{3B,1} = \frac{1}{4\pi^2} \frac{k_\beta}{k_\alpha} \mu_\alpha \mu_\beta \sum_{m_p} \int d\mathbf{k}_\beta \left| T_{\alpha\beta}^{(-)} \right|^2$$

$$= \frac{1}{4\pi^2} \frac{k_\beta}{k_\alpha} \mu_\alpha \mu_\beta \frac{(4\pi)^3}{(k_+ k_- k_\alpha)^2} \hat{l}_p \hat{l}' \sum_{l_i L} \hat{l}_i \hat{L} (\tilde{\mathcal{U}}_{l_i L}^* \times \tilde{\mathcal{U}}_{l_i L}) \quad (\text{A.8})$$

with

$$\tilde{\mathcal{U}}_{l_i L} = \sum_{l_i l' L'} \sum_{\lambda=0}^{l_p} i^{-l-l_f} e^{i(\delta_l+\delta_{l_f})} \tilde{\mathcal{C}}_{l_i L}^{l_i l' L' \lambda} \mathcal{R}_{l_i l_i}^{\lambda l' l'}$$

$$\tilde{\mathcal{C}}_{l_i L}^{l_i l' L' \lambda} = \frac{\hat{l}_f \hat{l}' \hat{L}'}{((2\lambda)!(2(l_p - \lambda))!)^{\frac{1}{2}}} \begin{pmatrix} l_f & l & L \\ 0 & 0 & 0 \end{pmatrix} \begin{pmatrix} l_p - \lambda & l' & L' \\ 0 & 0 & 0 \end{pmatrix} \begin{pmatrix} \lambda & l & L \\ 0 & 0 & 0 \end{pmatrix}$$

$$\times \begin{pmatrix} l_f & L' & l_i \\ 0 & 0 & 0 \end{pmatrix} \begin{Bmatrix} L & l_p & l_i \\ L' & l_f & l \end{Bmatrix} \begin{Bmatrix} l & L' & l_p \\ l_p - \lambda & \lambda & l' \end{Bmatrix}. \quad (\text{A.9})$$

A.3. $l_p = l_h = 0$

In this case we have

$$T_{\alpha\beta}^{(-)} = \frac{(4\pi)^{\frac{3}{2}}}{k_+ k_- k_\alpha} \sum_{l_i} i^{l_i} e^{i\delta_{l_i}} \hat{l}_i^{\frac{1}{2}} \mathcal{X}_{l_i} Y_{l_i 0}(\mathbf{k}_\beta) \quad (\text{A.10})$$

with

$$\begin{aligned}
 \mathcal{X}_i &= \sum_{l_f l} i^{-l-l_f} e^{i(\delta_l+\delta_{l_f})} \mathcal{D}_{l_i}^{l_f l} \mathcal{R}_{l_f l l_i}, \\
 \mathcal{D}_{l_i}^{l_f l} &= \hat{l}_f \hat{l} \begin{pmatrix} l_i & l & l_f \\ 0 & 0 & 0 \end{pmatrix}^2, \\
 \mathcal{R}_{l_f l l_i} &= \int_0^\infty dR F_{l_f}(k_+ R) \mathcal{V}_l(R) F_{l_i}(k_\alpha R), \\
 \mathcal{V}_l(R) &= \int_0^\infty dr F_l(k_- r) \mathcal{J}_l(r, R) R_{n_h 0}(r), \\
 \mathcal{J}_l(r, R) &= \frac{1}{2} \int_{-1}^1 du R_{n_p 0}(\rho) \left(\frac{1}{R} - \frac{1}{\rho} \right) P_l(u).
 \end{aligned} \tag{A.11}$$

The total cross section is then given by

$$\begin{aligned}
 \sigma_{n_h 0; n_p 0}^{3B,1} &= \frac{1}{4\pi^2} \frac{k_\beta}{k_\alpha} \mu_\alpha \mu_\beta \int d\mathbf{k}_\beta \left| T_{\alpha\beta}^{(-)} \right|^2 \\
 &= \frac{1}{4\pi^2} \frac{k_\beta}{k_\alpha} \mu_\alpha \mu_\beta \frac{(4\pi)^3}{(k_+ k_- k_\alpha)^2} \sum_i \hat{l}_i (\mathcal{X}_i^* \times \mathcal{X}_i).
 \end{aligned} \tag{A.12}$$

Appendix B. Complements on four-body CDW-FS

B.1. $l_h = 0$ and $l_p \neq 0$

This case is especially useful when only the production of H(1s) is considered (or, equivalently, only the production of \bar{H}^+ from \bar{H} in its ground state). The different terms in the total cross section now write (for any value of n_h)

$$\sum_{m_p} \int d\hat{\mathbf{k}}_\beta t_{\text{cap}, l_h=0}^* t_{\text{cap}, l_h=0} = 2 \frac{(4\pi)^5}{(k_+ k_- k_\alpha)^2} \hat{l}_p \hat{l}_p \sum_{l_i \mathcal{L}} \hat{l}_i \hat{\mathcal{L}} (\mathcal{U}_{l_i \mathcal{L}}^* \times \mathcal{U}_{l_i \mathcal{L}}) \tag{B.1}$$

with

$$\begin{aligned}
 \mathcal{U}_{l_i \mathcal{L}} &= \sum_{l_f l' L' \lambda} i^{-l-l_f} e^{i(\delta_l+\delta_{l_f})} \mathcal{B}_{l_i \mathcal{L}}^{l_f l' L' \lambda} \mathcal{R}_{l_f l' \lambda l_i}^{l_h=0}, \\
 \mathcal{B}_{l_i \mathcal{L}}^{l_f l' L' \lambda} &= (-1)^{l_f+L'} \frac{\hat{l}_f \hat{l}' \hat{L}'}{((2\lambda)!(2(l_p-\lambda))!)^{\frac{1}{2}}} \begin{Bmatrix} l_f & l_p - \lambda & L' \\ l & \lambda & l' \\ \mathcal{L} & l_p & l_i \end{Bmatrix} \\
 &\quad \times \begin{pmatrix} l & \lambda & l' \\ 0 & 0 & 0 \end{pmatrix} \begin{pmatrix} l' & l_i & L' \\ 0 & 0 & 0 \end{pmatrix} \begin{pmatrix} l_f & l_p - \lambda & L' \\ 0 & 0 & 0 \end{pmatrix} \begin{pmatrix} l_f & l & \mathcal{L} \\ 0 & 0 & 0 \end{pmatrix},
 \end{aligned} \tag{B.2}$$

$$\sum_{m_p} \int d\hat{\mathbf{k}}_\beta t_{\text{exc}, l_h=0}^* t_{\text{exc}, l_h=0} = 2 \frac{(4\pi)^5}{(k_+ k_- k_\alpha)^2} \hat{l}_p \hat{l}_p \sum_{l_i \bar{l}} \hat{l}_i \hat{\bar{l}} (\tilde{\mathcal{U}}_{l_i \bar{l}}^* \times \tilde{\mathcal{U}}_{l_i \bar{l}}) \tag{B.3}$$

with

$$\begin{aligned} \tilde{\mathcal{U}}_{l_i \tilde{l}} &= \sum_{l_f l' l \lambda \tilde{L} L L'} i^{-l-l_f} e^{i(\delta_l + \delta_{l_f})} \tilde{\mathcal{B}}_{l_i \tilde{l}}^{l_f l' l \lambda \tilde{L} L L'} \tilde{\mathcal{R}}_{l_f l, \Lambda=l_f, l' \lambda l_i}^{l_h=0}, \\ \tilde{\mathcal{B}}_{l_i \tilde{l}}^{l_f l' l \lambda \tilde{L} L L'} &= (-1)^{\lambda+L+\tilde{L}} \frac{\hat{l}_f \hat{l}_i \hat{l}' \hat{\tilde{L}} \hat{L} \hat{L}'}{((2\lambda)!(2(l_p - \lambda))!)^{\frac{1}{2}}} \begin{pmatrix} l' & l_f & \tilde{L} \\ 0 & 0 & 0 \end{pmatrix} \begin{pmatrix} l & \lambda & \tilde{L} \\ 0 & 0 & 0 \end{pmatrix} \\ &\quad \times \begin{pmatrix} l_f & l_i & L \\ 0 & 0 & 0 \end{pmatrix} \begin{pmatrix} l' & L & L' \\ 0 & 0 & 0 \end{pmatrix} \begin{pmatrix} l_f & l_p - \lambda & L' \\ 0 & 0 & 0 \end{pmatrix} \\ &\quad \times \begin{pmatrix} l_f & l & \tilde{l} \\ 0 & 0 & 0 \end{pmatrix} \begin{Bmatrix} l_i & L' & \tilde{L} \\ l' & l_f & L \end{Bmatrix} \begin{Bmatrix} l_f & l_p - \lambda & L' \\ l & \lambda & \tilde{L} \\ \tilde{l} & l_p & l_i \end{Bmatrix}, \end{aligned} \quad (\text{B.4})$$

$$\sum_{m_p} \int d\hat{k}_\beta t_{\text{cap}, l_h=0}^* t_{\text{exc}, l_h=0} = 2 \frac{(4\pi)^5}{(k_+ k_- k_\alpha)^2} \hat{l}_p \hat{l}_p \sum_{l_i \tilde{l}} \hat{l}_i \hat{\tilde{l}} \left(\mathcal{U}_{l_i \tilde{l}}^* \times \tilde{\mathcal{U}}_{l_i \tilde{l}} \right) \quad (\text{B.5})$$

and thus

$$\sigma_{n_h 0; n_p l_p}^{4\text{B},3} = \frac{1}{4\pi^2} \frac{k_\beta}{k_\alpha} \mu_\alpha \mu_\beta \frac{2(4\pi)^5}{(k_- k_\alpha k_+)^2} \hat{l}_p \hat{l}_p \sum_{l_i \tilde{l}} \hat{l}_i \hat{\tilde{l}} \times \left\{ \mathcal{U}_{l_i \tilde{l}}^* \times \mathcal{U}_{l_i \tilde{l}} + \tilde{\mathcal{U}}_{l_i \tilde{l}}^* \times \tilde{\mathcal{U}}_{l_i \tilde{l}} + \left[\mathcal{U}_{l_i \tilde{l}}^* \times \tilde{\mathcal{U}}_{l_i \tilde{l}} + \text{c.c.} \right] \right\}. \quad (\text{B.6})$$

B.2. $l_p = 0$ and $l_h \neq 0$

In the case of $l_p = 0$, the different terms of the four-body reaction can also be simplified. The pure *capture* term reads

$$\sum_{m_h} \int d\hat{k}_\beta t_{\text{cap}, l_p=0}^* \times t_{\text{cap}, l_p=0} = 2 \frac{(4\pi)^5}{(k_+ k_- k_\alpha)^2} \hat{l}_h \sum_{l_i L} \hat{l}_i \hat{L} (\mathcal{P}_{l_i L}^* \times \mathcal{P}_{l_i L}) \quad (\text{B.7})$$

with

$$\begin{aligned} \mathcal{P}_{l_i L} &= \sum_{l_f l' l} i^{-l-l_f} e^{i(\delta_l + \delta_{l_f})} \mathcal{B}_{l_i L}^{l_f l' l} \mathcal{R}_{l_f l_i}^{l' l}, \\ \mathcal{B}_{l_i L}^{l_f l' l} &= (-1)^{l_f} \hat{l}_i \hat{l}' \begin{pmatrix} l' & l & l_h \\ 0 & 0 & 0 \end{pmatrix} \begin{pmatrix} l_f & l' & l_i \\ 0 & 0 & 0 \end{pmatrix} \begin{pmatrix} l & l_f & L \\ 0 & 0 & 0 \end{pmatrix} \begin{Bmatrix} L & l_i & l_h \\ l' & l & l_f \end{Bmatrix}, \\ \mathcal{R}_{l_f l_i}^{l' l} &= \int_0^\infty dR F_{l_f}(k_+ R) \mathcal{V}_{l' l}(R) F_{l_i}(k_\alpha R), \\ \mathcal{V}_{l' l}(R) &= \int_0^\infty dr_1 r_1 F_l(k_- r_1) \mathcal{L}_{n_h l_h}(r_1) \mathcal{J}_{l'}(r_1, R), \end{aligned}$$

$$\begin{aligned}\mathcal{L}_{n_h l_h}(r_1) &= \int_0^\infty dr_2 r_2^2 R_{n_h l_h}(r_2) \tilde{h}_{l_h}(r_1, r_2), \\ \mathcal{J}_{l'}(r_1, R) &= \frac{1}{2} \int_{-1}^1 du \tilde{R}_{n_p 0}(\rho_1) \left(\frac{1}{R} - \frac{1}{\rho_1} \right) P_{l'}(u).\end{aligned}\quad (\text{B.8})$$

The pure *excitation* term is given by

$$\sum_{m_h} \int d\hat{\mathbf{k}}_\beta t_{\text{exc}, l_p=0}^* \times t_{\text{exc}, l_p=0} = 2 \frac{(4\pi)^5}{(k_+ k_- k_\alpha)^2} \hat{l}_h \sum_{l_i \tilde{l}} \hat{l}_i \hat{\tilde{l}} \left(\tilde{\mathcal{P}}_{l_i \tilde{l}}^* \times \tilde{\mathcal{P}}_{l_i \tilde{l}} \right) \quad (\text{B.9})$$

with

$$\begin{aligned}\tilde{\mathcal{P}}_{l_i \tilde{l}} &= \sum_{l_f l_t \Lambda l' L} i^{-l-l_f} e^{i(\delta_l + \delta_{l_f})} \tilde{\mathcal{B}}_{l_i \tilde{l}}^{l_f l_t \Lambda l' L} \tilde{\mathcal{R}}_{l_f l_t}^{l_i \Lambda l' L}, \\ \tilde{\mathcal{B}}_{l_i \tilde{l}}^{l_f l_t \Lambda l' L} &= \hat{l}_f \hat{l}_t \hat{l}' \hat{L} \begin{pmatrix} l_h & \Lambda & l_t \\ 0 & 0 & 0 \end{pmatrix} \begin{pmatrix} l & l_t & l' \\ 0 & 0 & 0 \end{pmatrix} \begin{pmatrix} l' & l_i & L \\ 0 & 0 & 0 \end{pmatrix} \begin{pmatrix} l_f & \Lambda & L \\ 0 & 0 & 0 \end{pmatrix} \begin{pmatrix} l & l_f & \tilde{l} \\ 0 & 0 & 0 \end{pmatrix} \begin{Bmatrix} \Lambda & l_f & L \\ l_t & l & l' \\ l_h & \tilde{l} & l_i \end{Bmatrix}, \\ \tilde{\mathcal{R}}_{l_f l_t}^{l_i \Lambda l' L} &= \int_0^\infty dR F_{l_f}(k_+ R) \tilde{\mathcal{V}}_{l_t \Lambda l' L}(R) F_{l_i}(k_\alpha R), \\ \tilde{\mathcal{V}}_{l_t \Lambda l' L}(R) &= \int_0^\infty dr_1 r_1 F_l(k_- r_1) \tilde{\mathcal{L}}_{l_t \Lambda}^{n_h l_h}(r_1, R) \tilde{\mathcal{J}}_{l'}(r_1, R), \\ \tilde{\mathcal{L}}_{l_t \Lambda}^{n_h l_h}(r_1, R) &= \int_0^\infty dr_2 r_2^2 R_{n_h l_h}(r_2) \left(\frac{r_{<}^\Lambda}{r_{>}^{\Lambda+1}} - \frac{\delta_{\Lambda 0}}{R} \right) \tilde{h}_{l_t}(r_1, r_2), \\ \tilde{\mathcal{J}}_{l'}(r_1, R) &= \frac{1}{2} \int_{-1}^1 du \tilde{R}_{n_p 0}(\rho_1) P_{l'}(u)\end{aligned}\quad (\text{B.10})$$

and the cross terms are of the form

$$\sum_{m_h} \int d\hat{\mathbf{k}}_\beta t_{\text{cap}, l_p=0}^* \times t_{\text{exc}, l_p=0} = 2 \frac{(4\pi)^5}{(k_+ k_- k_\alpha)^2} \hat{l}_h \sum_{l_i \tilde{l}} \hat{l}_i \hat{\tilde{l}} \left(\mathcal{P}_{l_i \tilde{l}}^* \times \tilde{\mathcal{P}}_{l_i \tilde{l}} \right). \quad (\text{B.11})$$

The cross section is thus

$$\begin{aligned}\sigma_{n_h l_h; n_p 0}^{4\text{B},3} &= \frac{1}{4\pi^2} \frac{k_\beta}{k_\alpha} \mu_\alpha \mu_\beta \int d\mathbf{k}_\beta \left| T_{\alpha\beta}^{(-)} \right|^2 \\ &= \frac{1}{4\pi^2} \frac{k_\beta}{k_\alpha} \mu_\alpha \mu_\beta \frac{2(4\pi)^5}{(k_+ k_- k_\alpha)^2} \hat{l}_h \sum_{l_i \tilde{l}} \hat{l}_i \hat{\tilde{l}} \left(\mathcal{P}_{l_i \tilde{l}}^* \times \mathcal{P}_{l_i \tilde{l}} + \tilde{\mathcal{P}}_{l_i \tilde{l}}^* \times \tilde{\mathcal{P}}_{l_i \tilde{l}} + \left[\tilde{\mathcal{P}}_{l_i \tilde{l}}^* \times \mathcal{P}_{l_i \tilde{l}} + \text{c.c.} \right] \right).\end{aligned}\quad (\text{B.12})$$

B.3. $l_p = l_h = 0$

When both l_p and l_h are equal to zero, further simplifications can be found for the different terms of the four-body reaction. The pure *capture* term reads

$$\int d\hat{\mathbf{k}}_\beta t_{\text{cap}}^* \times t_{\text{cap}} = 2 \frac{(4\pi)^5}{(k_+ k_- k_\alpha)^2} \sum_{l_i} \hat{l}_i (\mathcal{X}_{l_i}^* \times \mathcal{X}_{l_i}) \quad (\text{B.13})$$

with

$$\begin{aligned} \mathcal{X}_{l_i} &= \sum_{l_f l} i^{-l-l_f} e^{i(\delta_l + \delta_{l_f})} \mathcal{B}_{l_i}^{l_f l} \mathcal{R}_{l_f l_i}^l, \\ \mathcal{B}_{l_i}^{l_f l} &= \hat{l}_f \hat{l} \begin{pmatrix} l_f & l & l_i \\ 0 & 0 & 0 \end{pmatrix}^2, \\ \mathcal{R}_{l_f l_i}^l &= \int_0^\infty dR F_{l_f}(k_+ R) \mathcal{V}_l(R) F_{l_i}(k_\alpha R), \\ \mathcal{V}_l(R) &= \int_0^\infty dr_1 r_1 F_l(k_- r_1) \mathcal{L}_{n_h 0}(r_1) \mathcal{J}_l(r_1, R), \\ \mathcal{L}_{n_h 0}(r_1) &= \int_0^\infty dr_2 r_2^2 R_{n_h 0}(r_2) \tilde{h}_0(r_1, r_2), \\ \mathcal{J}_l(r_1, R) &= \frac{1}{2} \int_{-1}^1 du \tilde{R}_{n_p 0}(\rho_1) \left(\frac{1}{R} - \frac{1}{\rho_1} \right) P_l(u). \end{aligned} \quad (\text{B.14})$$

The pure *excitation* term is given by

$$\int d\hat{\mathbf{k}}_\beta t_{\text{exc}}^* \times t_{\text{exc}} = 2 \frac{(4\pi)^5}{(k_+ k_- k_\alpha)^2} \sum_{l_i} \hat{l}_i (\tilde{\mathcal{X}}_{l_i}^* \times \tilde{\mathcal{X}}_{l_i}) \quad (\text{B.15})$$

with

$$\begin{aligned} \tilde{\mathcal{X}}_{l_i} &= \sum_{l_f l l' L} i^{-l-l_f} e^{i(\delta_l + \delta_{l_f})} \tilde{\mathcal{B}}_{l_i}^{l_f l l' L} \tilde{\mathcal{R}}_{l_f l_i}^{l l' L}, \\ \tilde{\mathcal{B}}_{l_i}^{l_f l l' L} &= (-1)^{l_f} \hat{l}_f \hat{l} \hat{l}' \hat{L} \begin{pmatrix} l & l_f & l' \\ 0 & 0 & 0 \end{pmatrix} \begin{pmatrix} l' & l_i & L \\ 0 & 0 & 0 \end{pmatrix} \begin{pmatrix} l_f & l_f & L \\ 0 & 0 & 0 \end{pmatrix} \begin{pmatrix} l & l_f & l_i \\ 0 & 0 & 0 \end{pmatrix} \begin{Bmatrix} l_f & L & l_f \\ l' & l & l_i \end{Bmatrix}, \\ \tilde{\mathcal{R}}_{l_f l_i}^{l l' L} &= \int_0^\infty dR F_{l_f}(k_+ R) \tilde{\mathcal{V}}_{l_f l_i}^{l l' L}(R) F_{l_i}(k_\alpha R), \\ \tilde{\mathcal{V}}_{l_f l_i}^{l l' L}(R) &= \int_0^\infty dr_1 r_1 F_l(k_- r_1) \tilde{\mathcal{L}}_{l_i}^{n_h 0}(r_1, R) \tilde{\mathcal{J}}_{l'}(r_1, R), \\ \tilde{\mathcal{L}}_{l_i}^{n_h 0}(r_1, R) &= \int_0^\infty dr_2 r_2^2 R_{n_h 0}(r_2) \left(\frac{r_{l_i}^{\leq}}{r_{l_i}^{l_i+1}} - \frac{\delta_{l_i 0}}{R} \right) \tilde{h}_{l_i}(r_1, r_2), \\ \tilde{\mathcal{J}}_{l'}(r_1, R) &= \frac{1}{2} \int_{-1}^1 du \tilde{R}_{n_p 0}(\rho_1) P_{l'}(u) \end{aligned} \quad (\text{B.16})$$

and the cross terms are of the form

$$\int d\hat{\mathbf{k}}_{\beta} t_{\text{cap}}^* \times t_{\text{exc}} = 2 \frac{(4\pi)^5}{(k_+ k_- k_{\alpha})^2} \sum_{l_i} \hat{l}_i \left(\mathcal{X}_{l_i}^* \times \tilde{\mathcal{X}}_{l_i} \right). \quad (\text{B.17})$$

This leads to the cross section

$$\begin{aligned} \sigma_{n_h 0; n_p 0}^{4\text{B},3} &= \frac{1}{4\pi^2} \frac{k_{\beta}}{k_{\alpha}} \mu_{\alpha} \mu_{\beta} \int d\mathbf{k}_{\beta} \left| T_{\alpha\beta}^{(-)} \right|^2 \\ &= \frac{1}{4\pi^2} \frac{k_{\beta}}{k_{\alpha}} \mu_{\alpha} \mu_{\beta} \frac{2(4\pi)^5}{(k_+ k_- k_{\alpha})^2} \\ &\quad \times \sum_{l_i} \hat{l}_i \left(\mathcal{X}_{l_i}^* \times \mathcal{X}_{l_i} + \tilde{\mathcal{X}}_{l_i}^* \times \tilde{\mathcal{X}}_{l_i} + \left[\tilde{\mathcal{X}}_{l_i}^* \times \mathcal{X}_{l_i} + \text{c.c.} \right] \right). \end{aligned} \quad (\text{B.18})$$

References

- [1] Humberston J W, Charlton M, Jacobsen F M and Deutch B I 1987 *J. Phys. B: At. Mol. Phys.* **20** L25
- [2] Igarashi A, Toshima N and Shirai T 1994 *J. Phys. B: At. Mol. Opt. Phys.* **27** L497
- [3] Mitroy J 1995 *Phys. Rev. A* **52** 2859
- [4] Mitroy J and Ryzhikh G 1997 *J. Phys. B: At. Mol. Opt. Phys.* **30** L371
- [5] Weber M, Hofmann A, Raith W, Sperber W, Jacobsen F and Lynn K G 1994 *Hyperfine Interact.* **89** 221
- [6] Zhou S, Li H, Kauppila W E, Kwan C K and Stein T S 1997 *Phys. Rev. A* **55** 361
- [7] Walters H R J, Kernoghan A A and McAlinden M T 1996 *AIP Conf. Proc.* **360** 397
- [8] Mitroy J 1996 *J. Phys. B: At. Mol. Opt. Phys.* **29** L263
- [9] Kernoghan A A, Robinson D J R, McAlinden M T and Walters H R J 1996 *J. Phys. B: At. Mol. Opt. Phys.* **29** 2089
- [10] Merrison J P, Bluhme H, Chevallier J, Deutch B I, Hvelplund P, Jørgensen L V, Knudsen H, Poulsen M R and Charlton M 1997 *Phys. Rev. Lett.* **78** 2728
- [11] Kadyrov A S and Bray I 2002 *Phys. Rev. A* **56** 012710
- [12] Hu C-Y, Caballero D and Hlousek Z 2001 *J. Phys. B: At. Mol. Opt. Phys.* **34** 331
- [13] Hu C-Y and Caballero D 2002 *J. Phys. B: At. Mol. Opt. Phys.* **35** 3879
- [14] Macri P A, Miraglia J E, Hanssen J, Fojón O A and Rivarola R D 2004 *J. Phys. B: At. Mol. Opt. Phys.* **37** L111
- [15] Jiao L, Wang Y and Zhou Y 2011 *Phys. Rev. A* **84** 052711
- [16] Straton J C and Drachman R J 1991 *Phys. Rev. A* **44** 7335
- [17] Chaudhuri P 2001 *Braz. J. Phys.* **31** 1
- [18] Biswas P K 2001 *J. Phys. B: At. Mol. Opt. Phys.* **34** 4831
- [19] McAlinden M T, Blackwood J E and Walters H R J 2002 *Phys. Rev. A* **65** 032711
- [20] Roy S and Sinha C 2008 *Eur. Phys. J. D* **47** 327
- [21] The GBAR Collaboration 2011 CERN-SPSC-2011-029, SPSC-P-342
- [22] Debu P (for the GBAR Collaboration) 2012 *Hyperfine Interact.* **212** 51
- [23] Fojón O A, Rivarola R D, Gayet R, Hanssen J and Hervieux P-A 1996 *Phys. Rev. A* **54** 4923
- [24] Hanssen J, Hervieux P-A, Fojón O A and Rivarola R D 2000 *Phys. Rev. A* **63** 012705
- [25] Brandsen B H, Joachain C J and McCann J F 1992 *J. Phys. B: At. Mol. Opt. Phys.* **25** 4965
- [26] Humberston J W 1982 *Can. J. Phys.* **60** 591
- [27] Franz A and Altick P 1992 *J. Phys. B: At. Mol. Opt. Phys.* **25** 1577

- [28] Chandrasekhar S 1944 *Astrophys. J.* **100** 176
- [29] Pekeris C L 1958 *Phys. Rev.* **112** 1649
- [30] Le Sech C 1997 *J. Phys. B: At. Mol. Opt. Phys.* **30** L47
- [31] Le Sech C 2012 private communication
- [32] Sarsa A and Le Sech C 2011 *J. Chem. Theory Comput.* **7** 2786
- [33] Fojón O A, Hanssen J, Hervieux P-A and Rivarola R D 2000 *J. Phys. B: At. Mol. Opt. Phys.* **33** 3093
- [34] Blackwood J E, McAlinden M T and Walters H R J 2002 *Phys. Rev. A* **65** 030502