



# Flux quench in a system of interacting spinless fermions in one dimension

Grégoire Misguich, Masaki Oshikawa, Yuya O. Nakagawa

## ► To cite this version:

Grégoire Misguich, Masaki Oshikawa, Yuya O. Nakagawa. Flux quench in a system of interacting spinless fermions in one dimension. *PHYSICAL REVIEW B*, 2016, 93, pp.174310. <<http://journals.aps.org/prb/abstract/10.1103/PhysRevB.93.174310>>. <10.1103/PhysRevB.93.174310>. <cea-01320941>

**HAL Id: cea-01320941**

**<https://hal-cea.archives-ouvertes.fr/cea-01320941>**

Submitted on 24 May 2016

**HAL** is a multi-disciplinary open access archive for the deposit and dissemination of scientific research documents, whether they are published or not. The documents may come from teaching and research institutions in France or abroad, or from public or private research centers.

L'archive ouverte pluridisciplinaire **HAL**, est destinée au dépôt et à la diffusion de documents scientifiques de niveau recherche, publiés ou non, émanant des établissements d'enseignement et de recherche français ou étrangers, des laboratoires publics ou privés.

# Flux quench in a system of interacting spinless fermions in one dimension

Yuya O. Nakagawa,<sup>1,\*</sup> Grégoire Misguich,<sup>2</sup> and Masaki Oshikawa<sup>1</sup>

<sup>1</sup>*Institute for Solid State Physics, the University of Tokyo,  
5-1-5 Kashiwanoha, Kashiwa, Chiba Japan 277-8581*

<sup>2</sup>*Institut de physique théorique, Université Paris Saclay, CEA, CNRS, F-91191 Gif-sur-Yvette, France*

(Dated: January 26, 2016)

We study a quantum quench in a one-dimensional spinless fermion model (equivalent to the XXZ spin chain), where a magnetic flux is suddenly switched off. This quench is equivalent to imposing a pulse of electric field and therefore generates an initial particle current. This current is not a conserved quantity in presence of a lattice and interactions and we investigate numerically its time-evolution after the quench, using the infinite time-evolving block decimation method. For repulsive interactions or large initial flux, we find oscillations that are governed by excitations deep inside the Fermi sea. At long times we observe that the current remains non-vanishing in the gapless cases, whereas it decays to zero in the gapped cases. Although the linear response theory (valid for a weak flux) predicts the same long-time limit of the current for repulsive and attractive interactions (relation with the zero-temperature Drude weight), larger nonlinearities are observed in the case of repulsive interactions compared with that of the attractive case.

PACS numbers: 05.30.-d, 05.70.Ln, 67.10.Jn, 75.10.Jm

## I. INTRODUCTION

The nonequilibrium dynamics of isolated quantum systems has become a major subject of study in condensed matter physics<sup>1</sup>. Thanks to substantial developments on the experimental side, it is now possible to compare theoretical predictions and experiments with a high accuracy and controllability, in particular in the field of cold atoms. Quantum quench, a sudden change of some parameter(s) in a quantum system, is one of the simplest protocols to drive systems out of equilibrium. Typically, an initial state is prepared as the ground state of some pre-quench Hamiltonian and some external parameter is then abruptly changed at  $t = 0$ . This leads, for  $t > 0$ , to a unitary evolution with a different Hamiltonian and to some non-trivial dynamics.

Quantum quenches in one-dimensional (1d) systems have already been intensively studied for several reasons. First, the effect of interactions and quantum fluctuations are particularly important in 1d. Second, several powerful analytical and numerical methods, such as Bethe Ansatz, bosonization, Time-Evolving Block Decimation (TEBD), and time-dependent Density Matrix Renormalization Group (t-DMRG), are available for these systems; these methods allow to make predictions concerning the dynamics of these quantum many-body systems. In the present study we consider a simple quench for interacting spinless fermions in 1d, where an Aharonov-Bohm flux is suddenly switched off. This is equivalent to an application of an instantaneous pulse of electric field, which generates an initial particle current. This quench has several appealing properties. First, the non-trivial dynamics comes specifically from lattice and interactions effects. Indeed, the current is an exactly conserved quantity for free fermions on a lattice, as well as for any model with translation symmetry in the continuum (due to Galilean invariance)<sup>22</sup>. So, it is the combination of interactions

and lattice effects that is responsible for the nontrivial dynamics. Second, changing the flux by an integer number of flux quanta on a periodic chain amounts to a unitary transformation of the Hamiltonian and therefore leaves the energy spectrum unchanged. In other words, for an integer number of flux quanta, the energy spectrum is the same for the pre-quench and post-quench Hamiltonians. In that case the dynamics solely comes from a change in the eigenstates, not from their energies. Third, this quench allows to make contact with some transport properties of the system. When the number of flux quanta per the length of the system is small, the electric field pulse is weak. In this limit, the dynamics may be described by using the linear response theory; long-time limit of the current should then be directly proportional to the zero-temperature Drude weight of the model<sup>2,3</sup>.

In this study we use the infinite time-evolving block decimation (iTEBD)<sup>4</sup> method to monitor the evolution of the wave function. We focus on the particle current and analyze its dynamics, including its long-time limit. As an important result, we observe some current oscillations at intermediate times. In addition, these current oscillations are found to be carried by excitations located deep inside the Fermi sea. Finally, we find that the long-time limit of the current depends in a nonlinear way on the initial flux. These nonlinearities appear to be particularly strong in the case of repulsive interactions between the particles. A theoretical understanding of these observations – presently lacking – would require to go beyond an effective low-energy description, such as bosonization. Several other quantities, like the growth of the entanglement entropy, are also computed.

The remainder of the paper is organized as follows. In Sec. II, we introduce the model and the flux quench problem. In Sec. III, we review the numerical method (iTEBD) and present our numerical results for the dynamics after the quench. In Sec. IV, we summarize our

results and state conclusions. Technical details on numerical calculations are presented in the Appendix.

## II. FLUX QUENCH

We consider one of the simplest interacting spinless fermion systems in one dimension (assuming a periodic boundary condition):

$$H(t) = -\frac{1}{2} \sum_{i=0}^{N-1} \left( e^{-i\theta(t)} c_i^\dagger c_{i+1} + \text{h.c.} \right) - \Delta \sum_{i=0}^{N-1} \tilde{n}_i \tilde{n}_{i+1}, \quad (1)$$

where  $\tilde{n}_i = c_i^\dagger c_i - 1/2$ , and  $N$  is a total number of sites. As well known, a Jordan-Wigner transformation maps this model to a spin-1/2 XXZ chain<sup>5</sup>. We focus here on the zero chemical potential case, which corresponds to zero external magnetic field in the spin language. The phase factor  $\theta(t)$  in the hopping terms is the vector potential, representing an Aharonov-Bohm flux  $\Phi(t) = N\theta(t)$  piercing the ring. In the spin language, it introduces a twist in the  $xy$ -plane. In the following, we call  $\theta(t)$  flux strength.

In what follows we take the thermodynamic limit  $N \rightarrow \infty$  while keeping the flux strength  $\theta(t)$  constant. The model is integrable for any value of  $\Delta$ , and the phase diagram has been thoroughly studied<sup>5</sup>. For  $\Delta > 1$  ( $\Delta = 1$ ), the system is gapped (gapless), and there are two degenerate ground states which are exactly given by the completely empty state and the completely filled state. They correspond to ferromagnetic states in the spin language. In these cases, the ground states are completely insensitive to the flux and there will be no dynamics as well. For  $-1 \leq \Delta < 1$ , the system is gapless and its low-energy universal behaviors are described by bosonization as Tomonaga-Luttinger liquid. For  $\Delta < -1$ , the system is again gapped, and there are two degenerate ground states corresponding to an antiferromagnetic long-range order in the spin language. In contrast to the ferromagnetic case, however, the ground states are still nontrivial and sensitive to the flux. Therefore, in this paper, we consider the regime  $\Delta < 1$ , where there are nontrivial effects of the flux.

*Flux quench* – The problem we study here is a quantum quench where the flux  $\theta$  is varied from  $\theta(t < 0) = \theta_0$  to  $\theta(t \geq 0) = 0$ . This sudden change of magnetic flux is equivalent to imposing an instantaneous pulse of electric field  $E(t) = -\partial_t \theta(t) = \theta_0 \delta(t)$  to the fermions, and it induces some particle current at the initial time. In the present setup, the current is always uniform throughout the system and thus we can define the current operator by the average of local currents as<sup>23</sup>

$$\hat{J} = \frac{1}{2iN} \sum_i \left( c_i^\dagger c_{i+1} - c_{i+1}^\dagger c_i \right) = \frac{1}{N} \sum_q \sin(q) \tilde{c}_q^\dagger \tilde{c}_q, \quad (2)$$

where  $\tilde{c}_q := \frac{1}{\sqrt{N}} \sum_{r=0}^{N-1} c_r e^{-iqr}$  is the annihilation operator in momentum space. The current is not a constant of

motion in the presence of interaction  $\Delta \neq 0$ . The later, combined with the presence of lattice, causes Umklapp scattering as

$$[H_0, \hat{J}] = -\frac{\Delta}{2iN} \sum_i \left( c_i^\dagger c_{i+1} + c_{i+1}^\dagger c_i \right) (n_{i-1} - n_{i+2}), \quad (3)$$

where  $H_0$  is the Hamiltonian without flux,  $H_0 = H(t \geq 0)$ . As mentioned in the introduction, the interactions are essential to produce a nontrivial dynamics. In this study we focus on the expectation value of the current,  $J(t) := \langle \psi(t) | \hat{J} | \psi(t) \rangle$ . In particular we analyze (i) the time-evolution towards stationary states and (ii) the long-time limit of the current. We note that Mierzejewski *et al.*<sup>3</sup> recently utilized this flux quench to illustrate the breakdown of the generalized Gibbs ensemble<sup>6</sup>. Also, in Ref. 7, the Loschmidt echo associated to this quench was considered using the Bethe Ansatz.

When  $\theta_0$  is small, we expect that the linear response (LR) theory can be applied to obtain  $J(t)$  as a response to the weak electric pulse as

$$J(t) = \frac{1}{2\pi} \int_{-\infty}^{\infty} d\omega F(\omega) \sigma(\omega) e^{-i\omega t} + O(\theta_0^2), \quad (4)$$

where  $F(\omega) = \theta_0$  is the Fourier transform of the imposed electric field  $E(t) = \theta_0 \delta(t)$ , and  $\sigma(\omega)$  is the conductivity

$$\sigma(\omega) = \frac{N}{\omega} \int_0^{\infty} dt e^{i\omega t} \langle [\hat{J}(t), \hat{J}] \rangle_{\text{GS},0}. \quad (5)$$

Here  $\langle \dots \rangle_{\text{GS},0}$  denotes the expectation in the ground state of  $H_0$ . The conductivity has a zero-frequency component, called the Drude weight, as well as a regular part:

$$\sigma(\omega) = 2\pi D \delta(\omega) + \sigma_{\text{reg}}(\omega). \quad (6)$$

In the case of flux quench, Eq. (4) gives

$$J(t) = \frac{\theta_0}{2\pi} \int_{-\infty}^{\infty} d\omega \sigma(\omega) e^{-i\omega t} + O(\theta_0^2) \quad (7)$$

and, as noted in Ref. 3, the long-time limit of the current is proportional to the Drude weight  $D$

$$J(t = \infty) = D\theta_0, \quad (8)$$

while the finite-time dynamics is governed by the regular part of the conductivity  $\sigma_{\text{reg}}(\omega)$ . We will compare our numerical data on the flux quench with these LR predictions later.

Before analyzing this problem in detail, we mention some possible experimental realizations. The flux quench can be viewed as a sudden momentum shift for the particles. It is therefore equivalent to a situation where a moving lattice stops abruptly at  $t = 0$  (the lattice velocity provides the initial momentum shift). This situation was experimentally realized<sup>8</sup> with bosons trapped in an optical lattice. We may therefore expect that a similar setup could be realized with fermions (1). Besides, a quantum quench using an artificial gauge field in optical lattices was also proposed<sup>9</sup>. This is a direct realization of the flux quench studied here, although bosons were considered.

### III. NUMERICAL RESULTS

In this section we present numerical results for the dynamics of the current. We employ the iTEBD method<sup>4</sup>, which enables to study the system in thermodynamic limit  $N \rightarrow \infty$ . The iTEBD is a numerical scheme based on the Matrix-Product State (MPS) representation of quantum many-body states in 1d. The MPS can naturally describe a translationally invariant state of an infinitely long 1d system. In the present problem, the initial state is translation invariant, and this symmetry is preserved also at  $t > 0$  by the post-quench Hamiltonian  $H_0$ . Thus, strictly speaking, there is no finite-size effect in our calculation. On the other hand, an exact description of a given quantum state by an MPS generally requires a matrix of infinite dimensions, but we need to approximate it by a finite-dimensional matrix in a practical calculation. The dimension of the matrix is called bond dimension, and the use of a finite bond dimension is a possible source of the error in the calculation. For a ground state of a gapped 1d system, an MPS with a (sufficiently large) finite bond dimension is known to provide an almost exact description of the wave function<sup>10</sup>. However, for the ground state of a gapless system with an infinite correlation length, the finite bond dimension of an MPS approximation is known to introduce an effective finite correlation length<sup>11</sup>. Nevertheless, the MPS description (and thus iTEBD algorithm) with a finite bond dimension can provide an accurate result on quantum dynamics up to a certain time<sup>12</sup>, in particular concerning local observables. Therefore we apply the iTEBD algorithm to the flux quench problem, to obtain the evolution of the current for a certain period of time after the quench.

In practice, first, the ground state of the model (1) with flux  $\theta_0$  is obtained by simulating an imaginary time-evolution with the iTEBD algorithm. We then compute the real time evolution using the Hamiltonian without flux, still with iTEBD. We carefully check the numerical errors by varying the time steps during the time-evolution, as well as the bond dimension  $\chi$ . The results shown in the present paper were obtained by using bond dimensions between  $\chi = 500$  and  $\chi = 1200$ . We calculate the dynamics for various initial flux strengths  $\theta_0$  ranging from  $\pi/30$  to  $\pi/2$ , and for interaction  $\Delta$  from  $-2.0$  to  $0.8$ . More details on the numerical calculations are given in the Appendix B.

The evolution of the expectation value of the current,  $J(t)$ , is shown in Fig. 1. We summarize the observed dynamics as follows. For large initial flux  $\theta_0$  ( $\theta_0 \gtrsim \pi/3$ ), the current shows some decay and oscillations for all values of interaction  $\Delta$  (note however that the oscillation period for  $\Delta = \pm 0.1$  is too long to be measured accurately). For smaller initial fluxes,  $\theta_0 = \pi/6$  to  $\pi/30$ , we observe a qualitatively different dynamics, depending on the sign of  $\Delta$ . For attractive interactions ( $\Delta > 0$ ), the oscillations (if any) are too slow to be visible within the simulation time, and the relative decay of the current is

small. In that regime  $J(t)$  quickly reaches a stationary value (with the possibility of some short time-scale and small amplitude oscillations, as visible in the inset of the right panel of Fig. 4). For repulsive interactions ( $\Delta < 0$ ), some oscillations are visible, although for small initial flux  $\theta_0$  and small  $|\Delta|$  their period can exceed the simulation time. Besides, the decay of the current is larger and the associated relaxation time scale is longer than in the attractive case.

In order to quantify the various scales associated to the current dynamics, we use two simple fitting functions,

$$\begin{cases} f(t) = c + (A + B \cos(\omega t + \phi)) e^{-t/\tau} \\ g(t) = c + A e^{-t/\tau} \end{cases}, \quad (9)$$

where  $c, A, B, \omega, \phi, \tau$  are fitting parameters. We use  $f(t)$  when some oscillations are visible within the simulation time scale ( $t < 100$ ), and  $g(t)$  otherwise. Some examples of fits are shown in Fig. 2. Among the fitting parameters, we focus on  $c, \omega$  and  $\tau$ , which correspond respectively to the long-time limit of the current, the frequency of the oscillations, and the relaxation time.

#### A. Oscillations

As shown in Fig. 3, the oscillation frequency  $\omega$  extracted from the fits is approximately linear in  $|\Delta|$ . Note however, the associated slope appears to depend on the value of the initial flux. Interestingly, the relation  $\omega \propto |\Delta|$  seems to hold in the gapless phase ( $|\Delta| \leq 1$ ) as well as in the gapped antiferromagnetic ( $\Delta < -1$ ) phase.

We comment on the relation between our numerical results and the LR theory. As described in the previous section, the LR theory ( $\theta_0 \ll 1$ ) relates the real-time dynamics of the current to the Fourier transform of the regular part of the conductivity  $\sigma_{\text{reg}}(\omega)$ . Even though the applicability of the LR theory is not obvious when  $\theta_0$  is of the order of unity (as for  $\theta_0 = \pi/6, \pi/3$  and  $\pi/2$ ), the frequency  $\omega$  of the observed oscillations may originate from a peak in  $\sigma_{\text{reg}}(\omega)$ . To our knowledge such a structure in  $\sigma_{\text{reg}}(\omega)$  has not been explicitly discussed in the literature for the XXZ model, but similar results have been reported in studies on the finite-temperature Drude weight of this model<sup>13</sup>. Also, it is worthwhile to point out that the current-current correlation function  $\langle \hat{J}(t) \hat{J} \rangle$  shows a similar oscillatory behavior<sup>14</sup> (basically the integral of this correlation function gives the time-dependence of  $J(t)$ ).

##### 1. Dynamics of the momentum distribution

To investigate the nature of the current oscillations, we calculate the momentum distribution of the particles,  $n_q = \langle \hat{c}_q^\dagger \hat{c}_q \rangle$ . Since we have  $\langle J(t) \rangle = \frac{1}{N} \sum_q \sin(q) n_q(t)$ , a population imbalance between  $q > 0$  and  $q < 0$  results in non-zero current. Figure. 4 shows the dynam-

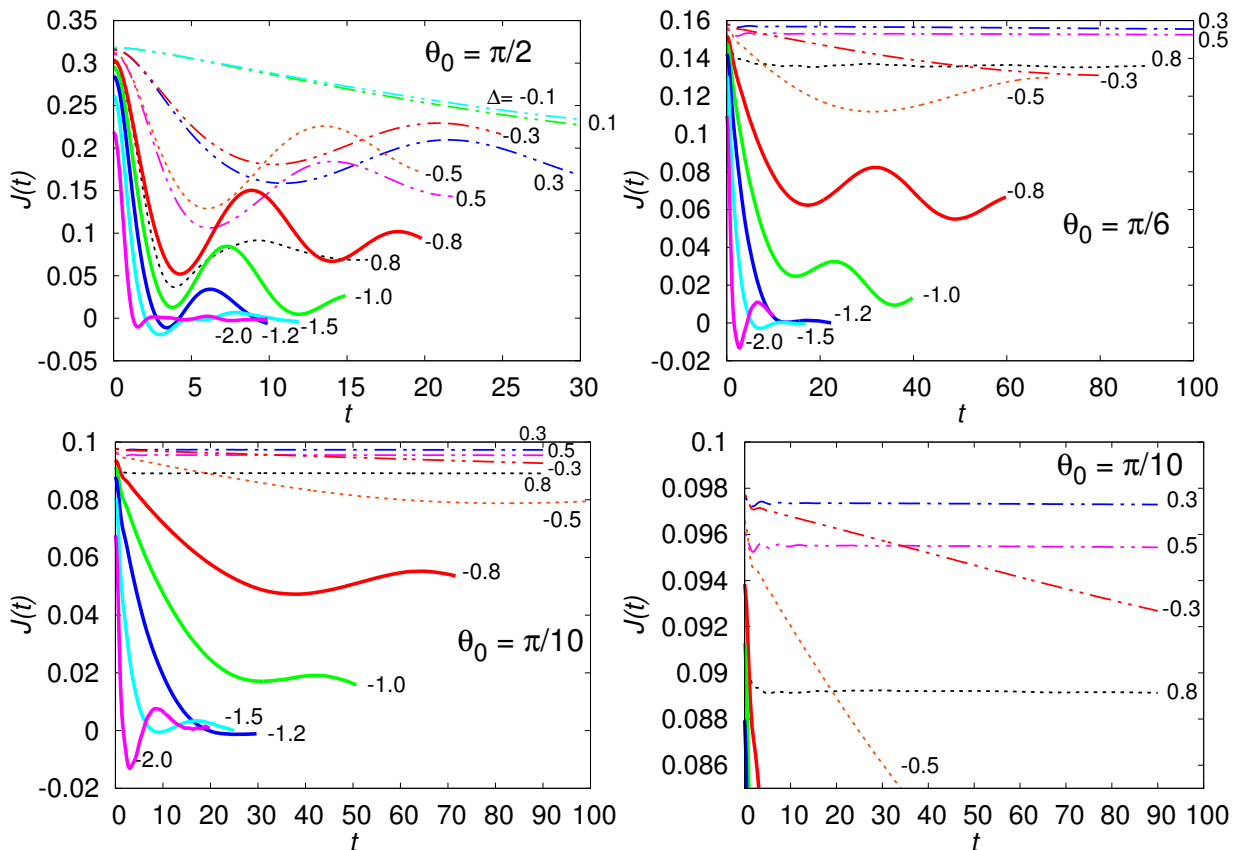


FIG. 1: (Color online) Dynamics of the current after the quench for  $\theta_0 = \pi/2$  (upper left),  $\theta_0 = \pi/6$  (upper right), and  $\theta_0 = \pi/10$  (bottom left and right).

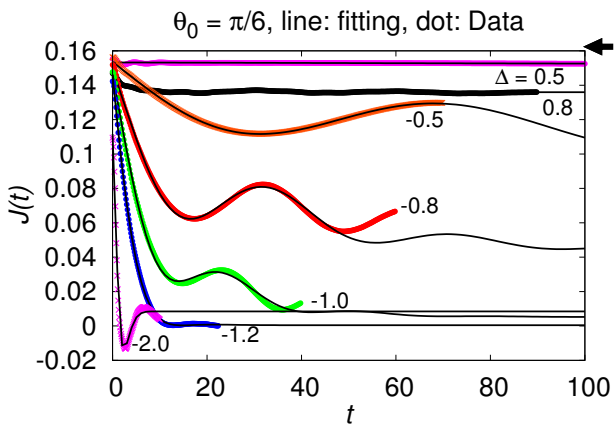


FIG. 2: (Color online) Fitting of numerical data for initial flux  $\theta_0 = \pi/6$ . Roughly up to first oscillation, the empirical fitting works well. The black arrow indicates the LR prediction of the long-time limit of the current for  $\Delta = \pm 0.5$  (Eqn. (8)).

ics of the momentum distribution for two cases:  $\theta_0 = \pi/3$ ,  $\Delta = -0.5$  and  $\theta_0 = \pi/6$ ,  $\Delta = 0.5$ . At  $t = 0$  the momentum distribution is that of the ground state in presence of a magnetic flux. It corresponds to the ground state in zero flux, but shifted by momentum  $\theta_0$  (see Ap-

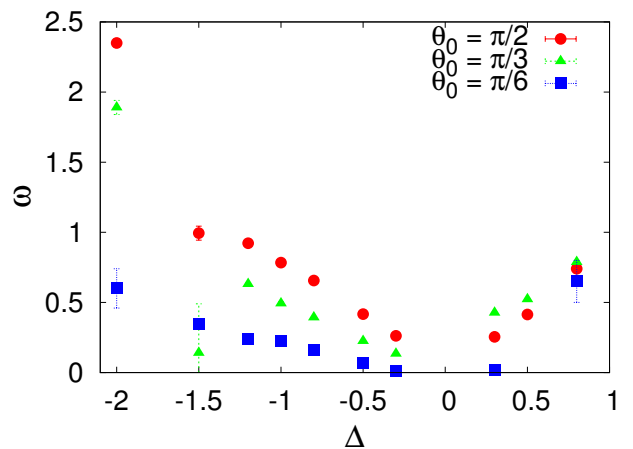


FIG. 3: (Color online) Frequency  $\omega$  from numerical fitting. Error bar is estimated by error of fitting.

pendix A). Thus, at  $t = 0$ ,  $n_q$  is a quasi (broadened) Fermi distribution with the shifted Fermi wave vectors  $\pm k'_F = \pm \pi/2 + \theta_0$ . After the flux is quenched to zero, the distribution starts evolving.

An important observation is the simultaneous appearance of a “dip” and a “peak” in  $n_q$  (left of Figs. 4 and 5). Both structures appear to oscillate in phase with  $J(t)$ , as



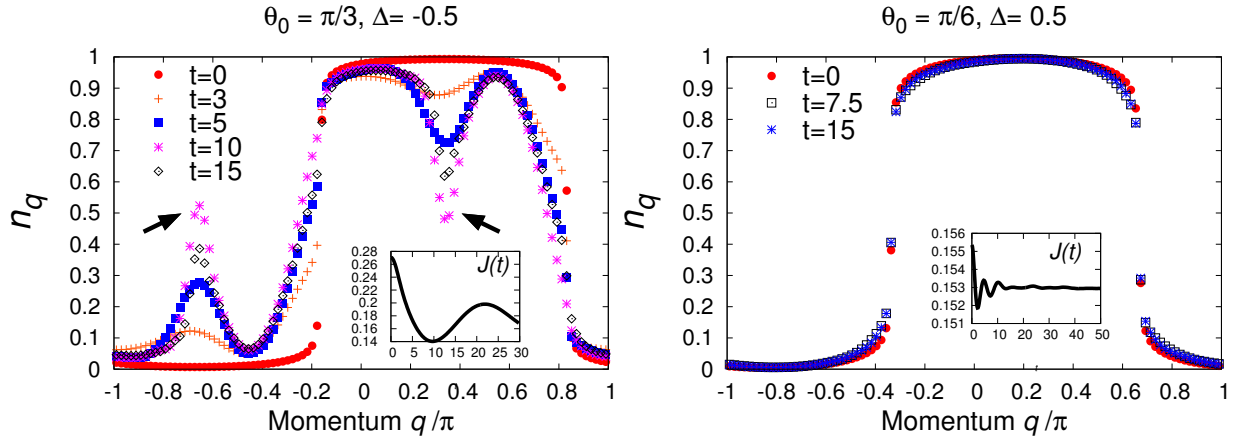


FIG. 4: (Color online) Time evolution of the momentum distribution  $n_q$  for (left)  $\theta_0 = \pi/3$ ,  $\Delta = -0.5$  and (right)  $\theta_0 = \pi/6$ ,  $\Delta = 0.5$ . An oscillating dip/peak structure is visible in the left panel (marked by arrows), whereas such structure is absent in the right case.

shown in the inset of Fig. 4. We also note that, in situations where current oscillations are absent (right panel of Fig. 4), no dip/peak is observed. The dip and the peak correspond to two momenta  $p^{\text{dip}}$  and  $p^{\text{peak}}$  that are separated by  $\pi$ :  $p^{\text{peak}} = p^{\text{dip}} - \pi$ . The momentum  $p^{\text{dip}}$  is plotted as a function of  $\theta_0$  for several values of  $\Delta$  in the right of Fig. 5.

For small  $\theta_0$ ,  $p^{\text{dip}}$  approaches the shifted Fermi point  $k'_F$  ( $\rightarrow \pi/2$ ) and the current-carrying modes become low-energy modes. This is expected since the initial state and the ground state are energetically close to each other in this case. However for finite  $\theta_0$  we observe that the modes responsible for the current oscillations are located at a significant distance from the Fermi points, and are not low-energy excitations.

The detailed dependence of  $p^{\text{dip}}$  on the parameters  $\theta_0$  and  $\Delta$  is not yet understood but we can consider a simplified picture where only two characteristic modes govern the current dynamics. Located at  $p^{\text{dip}}$  and  $p^{\text{peak}} = p^{\text{dip}} - \pi$ , these modes are related through some Umklapp processes induced by the interactions.

As mentioned above, since  $p^{\text{dip}}$  generically departs from  $k'_F$ , the oscillations might not be described by the Tomonaga-Luttinger liquid (TLL) framework, where the physics is entirely described in terms of low-energy excitations in the vicinity of the Fermi points<sup>5</sup>. As a comparison, a different global quench for the XXZ model (equivalent to the present Hamiltonian) was considered in Refs. 12 and 15. There, the strength of the interaction is suddenly changed and several aspects of the dynamics appeared to be well described by the TLL model.

Finally, we point out that this anomalous dip (peak) structure might be observed in real experiments, since the momentum distribution is often accessible in cold atom experiments.

To summarize this subsection, we found numerically that the oscillation frequency is proportional to the initial flux and that the oscillations are governed by excitations

far from the shifted Fermi point.

## B. The long-time limit

Here we discuss the long-time limit of the current. From the LR theory in  $\theta_0$ , the long-time limit of the current  $J(t = \infty)$  is given by  $J(t = \infty) = D\theta_0$ , where  $D$  is the Drude weight of the system. The later is exactly known for the XXZ model (equivalent to our present model) at zero temperature<sup>16</sup>:

$$D = \frac{\pi}{4} \frac{\sin \mu}{\mu(\pi - \mu)}, \quad \mu = \arccos(-\Delta). \quad (10)$$

$D$  is non-zero only in gapless phase ( $-1 \leq \Delta < 1$ ), and vanishes in gapped phase. Hence the LR theory predicts that  $J(t = \infty)$  is non-zero only in gapless phase. In addition,  $D$  is symmetric under  $\Delta \leftrightarrow -\Delta$  (except for  $\Delta = \pm 1$ ). So the long-time limit of the current does not depend on the sign of  $\Delta$  in the LR theory.

We can also estimate the long-time limit of the current,  $J(t = \infty)$ , by fitting and extrapolating the numerical data obtained for the finite time after the quench by the iTEBD method. In the following, we shall compare  $J(t = \infty)$  estimated from the iTEBD calculation and that predicted by the LR theory. Note however that in the case of  $\Delta < 0$  and small initial flux, it is difficult to evaluate the long-time limit from numerical data.

As shown in Fig. 1, the numerical results indicate that  $J(t = \infty)$  is non-zero in the gapless phase and zero in the gapped phase, which is consistent with the LR result. On the other hand, it is clear from Fig. 6 that  $J(t = \infty)$  rapidly deviates from the LR prediction when  $\theta_0$  increases. This reflects the nonlinearity of current as a function of the initial flux strength. For attractive interactions ( $\Delta > 0$ ), the normalized deviation from the LR theory (right of Fig. 6) shows power-law decay at small  $\theta_0$ , and these appear to be compatible with

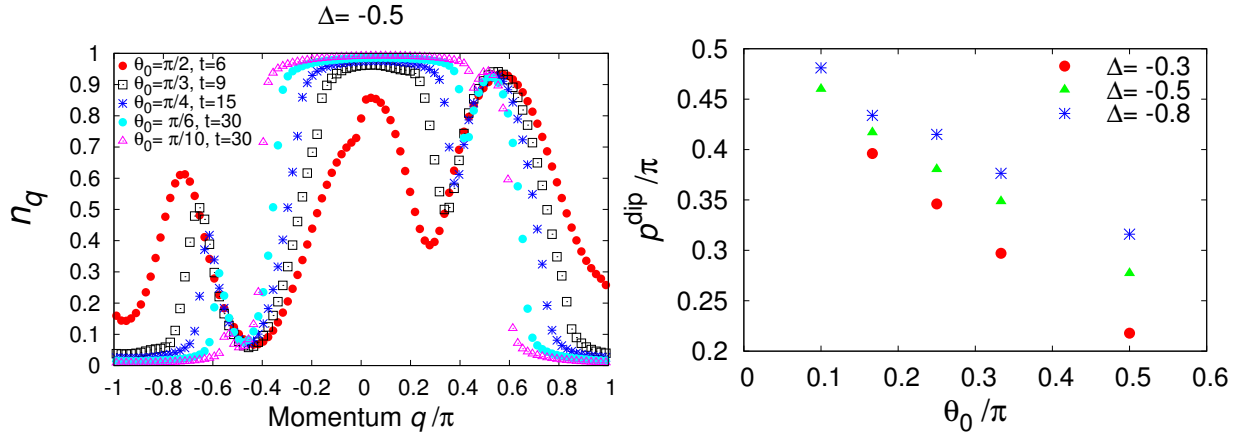


FIG. 5: (Color online) (left) Momentum distribution with different  $\theta_0$  at  $\Delta = -0.5$  at the time of peak,  $t_{\text{peak}}$ . We choose time  $t_{\text{peak}}$  as the time when the current takes first minimum after the quench. (right) the momentum of dip,  $p^{\text{dip}}$ , versus  $\theta_0$ .

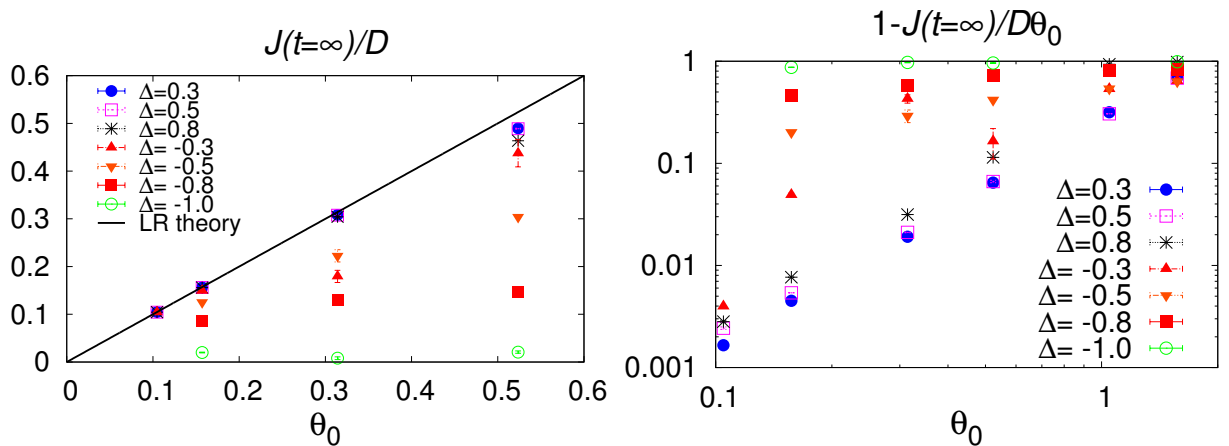


FIG. 6: (Color online) Numerical data for (left)  $J(t = \infty)/D$  and (right) normalized deviation from LR theory  $1 - J(t = \infty)/(D\theta_0)$ .

$J(t = \infty) = D\theta_0 + \mathcal{O}(\theta_0^3)$ . In contrast, for large repulsive interactions ( $\Delta < 0$ ),  $J(t = \infty)$  strongly deviates from the LR theory even for  $\theta_0$  as small as  $\pi/30 \approx 0.01$ . We note that, despite the general difficulty in the fitting and extrapolation, the deviation from the LR theory cannot be attributed to the error in the extrapolation. This is clear by comparing the raw finite-time data and the LR theory prediction, as shown in Fig. 2; any sensible extrapolation would give different  $J(t = \infty)$  from the LR theory.

It is an interesting fact that the magnitude of the above nonlinearities strongly depends on the sign of  $\Delta$ . We may attribute this to *superfluid* correlations in the system. Strictly speaking, superfluidity is absent in one dimension, but a superfluid-like response can be observed in some dynamical properties of the system<sup>17</sup>, and these are expected to be stronger for attractive interactions ( $\Delta > 0$ ) than for repulsive ones ( $\Delta < 0$ ). In the case of repulsive interactions, the larger normal component dissipates and this would result in smaller values of  $J(t = \infty)$ , as observed in Fig. 6.

### 1. Comparing the momentum distributions in the gapless phase and in the gapped phase

The dynamics of the momentum distribution shows a qualitative difference between the gapless and the gapped phases, irrespective of initial flux  $\theta_0$ . In the gapless phase, the shifted Fermi sea structure of the initial state appears to be qualitatively robust and survives up to the stationary regime (Fig. 4). The imbalance between the number of left ( $q > 0$ ) and right ( $q < 0$ ) moving particles in the stationary regime is the source of the persistent current  $J(t = \infty) \neq 0$ . On the other hand, in the gapped phase, the shifted Fermi sea structure of the initial state disappears over a relatively short time scale (Fig. 7). In that case, the whole momentum distribution moves towards the center ( $q = 0$ ) and the symmetry between  $q > 0$  and  $q < 0$  is restored, leading to  $J(t = \infty) = 0$ .

This difference between the gapless and gapped phases might be related to the presence of additional conserved quantities that exist in the gapless phase<sup>18,19</sup>. Those additional constants of motion, called quasi-local,

are responsible for the ballistic transport and the non-zero Drude weight at finite temperature in the gapless phase<sup>18</sup>. In a similar manner, we expect these additional conserved quantities to prevent the restoration of the left-right symmetry in the momentum distribution.

### C. Relaxation time

The relaxation time  $\tau$ , extracted from the fits, is plotted in Fig. 8. In general, larger  $|\Delta|$  and larger  $\theta_0$  result in smaller  $\tau$  (faster decay). This is natural because the time derivative of the current  $dJ(t)/dt$  is proportional to  $\Delta$  (Eqn. (3)). When  $\Delta = 0$  (free fermion point), the current is conserved and  $\tau$  must be  $\infty$ . In agreement with this fact,  $\tau$  appears to diverge when  $|\Delta| \rightarrow 0$ .

## IV. CONCLUSION

We have studied numerically a flux quench in an interacting spinless fermion model in one dimension. This quench generates some particle current at the initial time and we monitored and analyzed quantitatively the current dynamics that follows. The numerical data reveal some current oscillations as well as some decay to a stationary value. For repulsive interactions and a large initial flux, the frequency of those oscillations is proportional to the strength of the interaction in the system. Remarkably, the dynamics of the momentum distribution reveals that these oscillations are governed by excitations deep inside the (shifted) Fermi sea. In addition to those novel oscillations, the long-time limit of the current exhibits nonlinearities which are particularly strong in presence of repulsive interactions.

As future work, it seems important to understand the origin of the specific “dip” momentum  $p^{\text{dip}}$  that governs the current oscillations. Another interesting direction of research would be to compute the long-time limit of the current (beyond the weak-flux regime where the linear response theory applies) using integrability techniques<sup>7,18,19</sup>.

### Acknowledgments

YON acknowledges Y. Tada, I. Danshita, S. Furukawa, and S. C. Furuya for valuable comments and discussions, and is supported by Advanced Leading Graduate Course for Photon Science (ALPS) of JSPS. YON and MO thank the Yukawa Institute for Theoretical Physics at Kyoto University (YITP). Discussions during the YITP workshop YITP-W-14-02 on “Higgs Modes in Condensed Matter and Quantum gases” were useful to complete this work. MO and YON are supported by MEXT/JSPS KAKENHI Grant Nos. 25103706 and 25400392. GM acknowledges V. Pasquier for useful discussions, and is supported by a JCJC grant of the Agence Nationale pour

la Recherche (Project No. ANR-12-JS04-0010-01). The computation in this work has been partially carried out by using the facilities of the Supercomputer Center, the Institute for Solid State Physics, the University of Tokyo.

### Appendix A: Initial state and twist operator

As mentioned in the introduction, in a ring of length  $N$ , the zero-flux Hamiltonian  $H_0$  and the Hamiltonian with  $p \in \mathbb{Z}$  flux quanta are related by a unitary transformation:

$$H_{\theta_0=2\pi p/N} = U_p H_0 U_p^{-1}, \quad (\text{A1})$$

where  $U_p$  (so-called twist operator) is defined as<sup>20</sup>

$$U_p = \exp\left(\frac{2ip\pi}{N} \sum_{x=0}^{N-1} x c_x^\dagger c_x\right). \quad (\text{A2})$$

So, the ground state  $|\psi_p\rangle$  in presence of  $p$  flux quanta can be expressed in terms of the zero-flux ground-state  $|\psi_0\rangle$ :

$$|\psi_p\rangle = U_p |\psi_0\rangle. \quad (\text{A3})$$

In other words, when  $p$  is an integer, the flux quench amounts to study the dynamics generated by  $H_0$  when starting from the initial state  $U_p |\psi_0\rangle$ .

$U_p$  has a simple action on the fermion creation operators:

$$U_p c_x^\dagger U_p^{-1} = \exp\left(\frac{2ipx\pi}{N}\right) c_x^\dagger, \quad (\text{A4})$$

which implies that it performs a momentum shift (or boost):

$$U_p \tilde{c}_q^\dagger U_p^{-1} = \tilde{c}_{q+2\pi p/N}^\dagger. \quad (\text{A5})$$

In the case of a noninteracting fermion problem ( $\Delta = 0$  in Eqn. (1)),  $U_p$  maps the Fermi sea  $|\psi_0\rangle$  to a “shifted Fermi” sea  $U_p |\psi_0\rangle$ , with Fermi points located at  $-\pi/2 + 2\pi p/N$  and  $+\pi/2 + 2\pi p/N$ . The later is an exact excited eigenstate of the Hamiltonian  $H_0$ . Therefore, in the non-interacting case, the flux quench does not generate any dynamics.

### Appendix B: Numerical calculations

This appendix provides some details on the numerical method. We first prepare the ground state of the Hamiltonian with flux  $\theta_0$

$$H_{\theta_0} = -\frac{1}{2} \sum_i \left( e^{-i\theta_0} c_i^\dagger c_{i+1} + \text{h.c.} \right) - \Delta \sum_i \tilde{n}_i \tilde{n}_{i+1}, \quad (\text{B1})$$



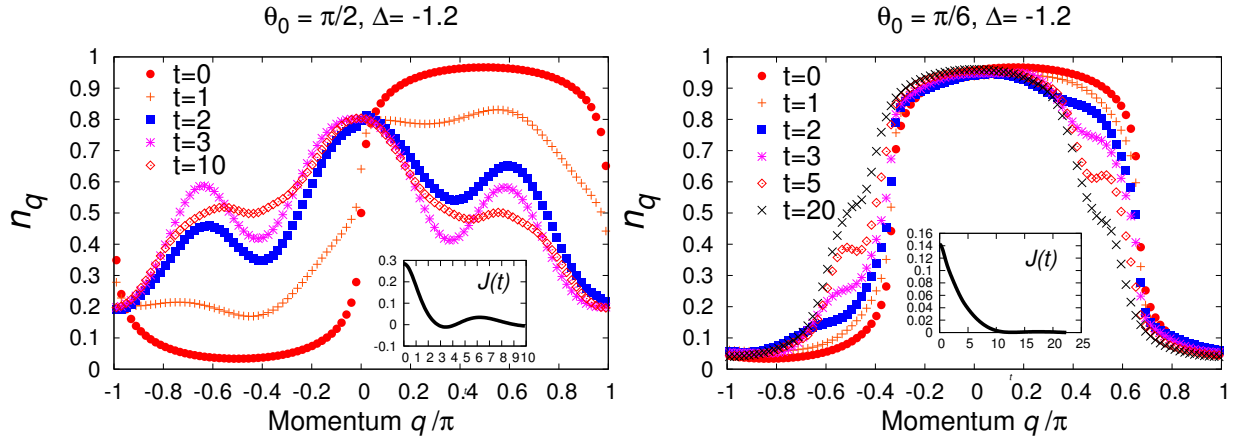


FIG. 7: (Color online) Time evolution of the momentum distribution in the gapped phase. Left panel:  $\theta_0 = \pi/2$ ,  $\Delta = -1.2$ . Right panel:  $\theta_0 = \pi/6$ ,  $\Delta = -1.2$ . In both cases, the whole momentum distribution moves towards the center ( $q = 0$ ) and the current decays to zero.

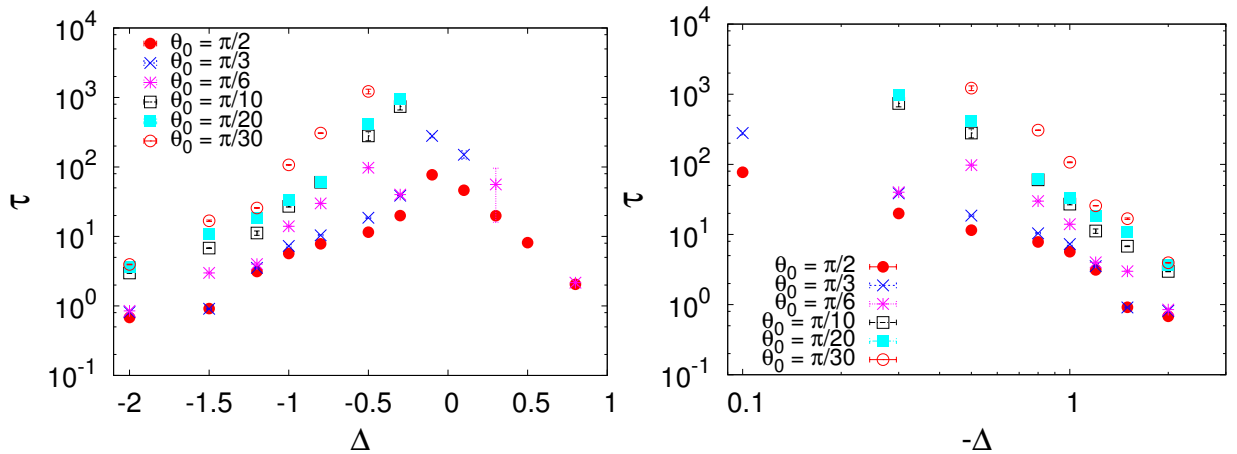


FIG. 8: (Color online) Relaxation time  $\tau$  versus the interaction parameter  $\Delta$ . Left panel: semi-log plot. Right panel: log-log plot. The data points where the decay is too slow to be reliably quantified with our calculations are omitted.

using an imaginary time-evolution (with iTEBD). A second-order Suzuki-Trotter decomposition is used and we take the bond dimension  $\chi$  between 500 and 1200. The imaginary time step  $\delta\tau$  is reduced gradually from  $\delta\tau = 0.1$  to  $\delta\tau = 0.001$ .  $\delta\tau$  is reduced each time the imaginary time propagation with a coarser  $\delta\tau$  has converged. At each  $\delta\tau$ , the convergence is checked by looking at the energy and the entanglement entropy of a half chain between two successive time steps. Our convergence criterion is  $10^{-8}$  for the energy and  $10^{-6}$  for the entanglement entropy. After the imaginary time-evolution at  $\delta\tau = 0.001$  converges, we compare the obtained energy with the exact one<sup>21</sup>. Our iTEBD energy matches the exact value with 5 or 6 digits. Note that the entanglement entropy of a half-infinite system should diverge in the gapless phase, and that it is approximated here by a finite value (since  $\chi$  is finite). See Refs. 11 and 12 for related discussions.

Next, using iTEBD again, we calculate the real time-

evolution using the Hamiltonian without flux:

$$H_0 = -\frac{1}{2} \sum_i (c_i^\dagger c_{i+1} + \text{h.c.}) - \Delta \sum_i \tilde{n}_i \tilde{n}_{i+1}. \quad (\text{B2})$$

We again use a second-order Suzuki-Trotter decomposition and take a real-time step  $dt = 0.01$  or  $0.02$ . One of the largest obstacles to calculate the real time-evolution of a quantum system by iTEBD is the growth of the entanglement entropy. This growth is usually linear in time for global quenches, and, as shown in Fig. 9, it appears to be the case for the present flux quench. In practice this has limited the accessible time scale to  $t \lesssim 100$ .

In order to check the accuracy of the simulated time-evolution, we have monitored the accumulated truncation errors, the conservation of energy, and the conservation of the number of particles. In addition to monitoring these values, we confirmed the accuracy of our results for a few  $\Delta$  and  $\theta_0$  by comparing the results for several values of the time step  $dt$  and the bond dimension  $\chi$ . As an

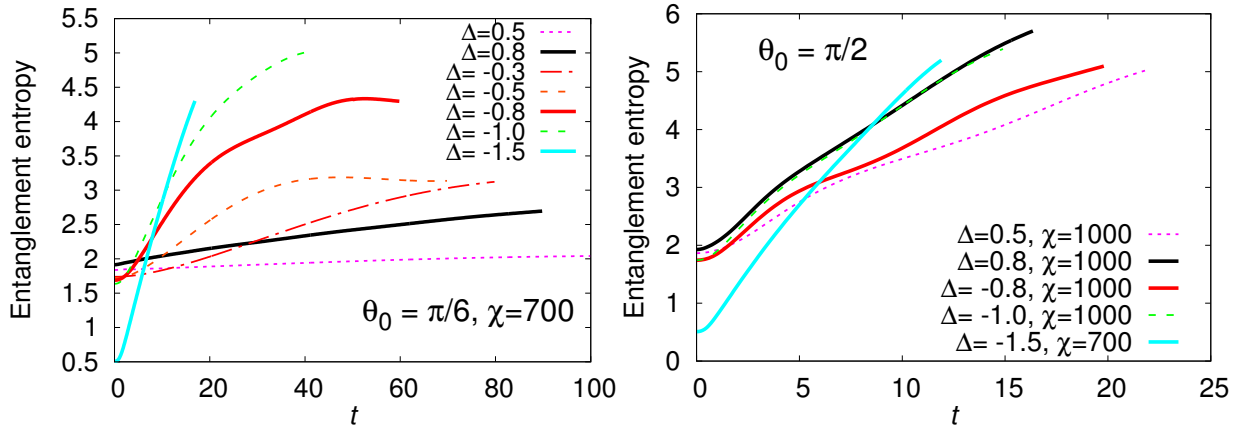


FIG. 9: (Color online) Growth of entanglement entropy of a half chain for  $\theta_0 = \pi/2$  (Left) and  $\theta_0 = \pi/6$  (Right) and various values of  $\Delta$ . One can check that the (weak) oscillations of the entanglement entropy are in phase with the oscillations of the current.

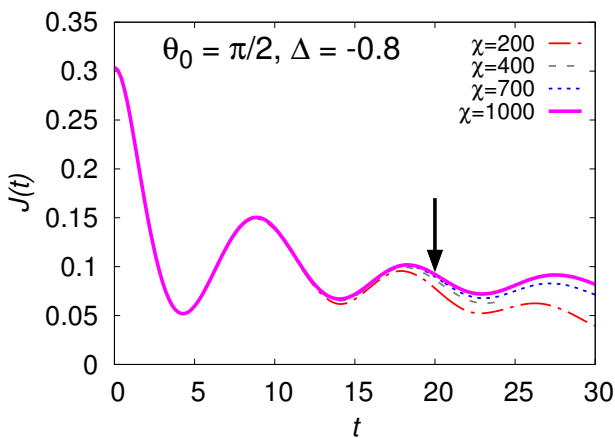


FIG. 10: (Color online) Expectation value of the current, computed with several values of the bond dimension  $\chi$ . In this case we retain the data for  $\chi = 1000$ , and only up to  $t = 20$  (indicated by arrow).

example, Fig. 10 shows how the expectation value of the current is modified when increasing the bond dimension.

\* Electronic address: [y-nakagawa@issp.u-tokyo.ac.jp](mailto:y-nakagawa@issp.u-tokyo.ac.jp)

- <sup>1</sup> A. Polkovnikov, K. Sengupta, A. Silva, and M. Vengalattore, *Rev. Mod. Phys.* **83**, 863 (2011).
- <sup>2</sup> M. Oshikawa, *Phys. Rev. Lett.* **90**, 236401 (2003).
- <sup>3</sup> M. Mierzejewski, P. Prelovšek, and T. Prosen, *Phys. Rev. Lett.* **113**, 020602 (2014).
- <sup>4</sup> G. Vidal, *Phys. Rev. Lett.* **98**, 070201 (2007).
- <sup>5</sup> T. Giamarchi, *Quantum physics in one dimension* (Oxford University Press, 2004).
- <sup>6</sup> M. Rigol, V. Dunjko, V. Yurovsky, and M. Olshanii, *Phys. Rev. Lett.* **98**, 050405 (2007).
- <sup>7</sup> A. De Luca, *Phys. Rev. B* **90**, 081403 (2014).
- <sup>8</sup> J. Mun, P. Medley, G. K. Campbell, L. G. Marcassa, D. E. Pritchard, and W. Ketterle, *Phys. Rev. Lett.* **99**, 150604 (2007).
- <sup>9</sup> S. Peotta, C.-C. Chien, and M. Di Ventra, *Phys. Rev. A* **90**, 053615 (2014).
- <sup>10</sup> M. B. Hastings, *J. Stat. Mech.* **2007**, P08024 (2007).

- <sup>11</sup> L. Tagliacozzo, T. R. de Oliveira, S. Iblisdir, and J. I. Latorre, *Phys. Rev. B* **78**, 024410 (2008).
- <sup>12</sup> F. Pollmann, M. Haque, and B. Dóra, *Phys. Rev. B* **87**, 041109 (2013).
- <sup>13</sup> J. Herbrych, P. Prelovšek, and X. Zotos, *Phys. Rev. B* **84**, 155125 (2011).
- <sup>14</sup> C. Karrasch, J. H. Bardarson, and J. E. Moore, *Phys. Rev. Lett.* **108**, 227206 (2012).
- <sup>15</sup> C. Karrasch, J. Rentrop, D. Schuricht, and V. Meden, *Phys. Rev. Lett.* **109**, 126406 (2012).
- <sup>16</sup> B. Shastry and B. Sutherland, *Phys. Rev. Lett.* **65**, 243 (1990).
- <sup>17</sup> T. Eggel, M. Cazalilla, and M. Oshikawa, *Phys. Rev. Lett.* **107**, 275302 (2011).
- <sup>18</sup> T. Prosen and E. Ilievski, *Phys. Rev. Lett.* **111**, 057203 (2013).
- <sup>19</sup> R. G. Pereira, V. Pasquier, J. Sirker, and I. Affleck, *J. Stat. Mech.* **2014**, P09037 (2014).

- <sup>20</sup> E. Lieb, T. Schultz, and D. Mattis, *Ann. Phys.* **16**, 407 (1961).
- <sup>21</sup> M. Takahashi, *Thermodynamics of One-Dimensional Solvable Models* (Cambridge University Press, 1999).
- <sup>22</sup> In these two cases the sudden change of flux creates an excited *eigenstate* (a boosted Fermi sea for free fermions) and no dynamics is generated (see also Appendix A). In presence of a lattice *and* interactions, Umklapp processes can change the particle current while conserving the total lattice momentum.
- <sup>23</sup> In presence of a non-zero vector potential  $\theta(t)$ , the expression of the particle current is modified to  $\hat{J} = \frac{1}{2iN} \sum_i \left( e^{-i\theta(t)} c_i^\dagger c_{i+1} - e^{i\theta(t)} c_{i+1}^\dagger c_i \right)$  in order to be gauge-invariant.