



CIN4: a software tool for simulation of heterogeneous reactions at a reactor scale based on a micro-meso-macro coupling

Loïc Favergeon, Morandini Jacques, Sandra Jacquier, Michèle Pijolat, Michel Soustelle

► To cite this version:

Loïc Favergeon, Morandini Jacques, Sandra Jacquier, Michèle Pijolat, Michel Soustelle. CIN4: a software tool for simulation of heterogeneous reactions at a reactor scale based on a micro-meso-macro coupling. Nicolas Roche. XII Congrès de la Société Française de Génie des Procédés Pour relever les défis industriels du XXI siècle A la croisée des Sciences et des Cultures, Oct 2009, Marseille, France. Société Française de Génie des Procédés, 98, 2009, Récents Progrès en Génie des Procédés. <hal-00461122>

HAL Id: hal-00461122

<https://hal.archives-ouvertes.fr/hal-00461122>

Submitted on 3 Mar 2010

HAL is a multi-disciplinary open access archive for the deposit and dissemination of scientific research documents, whether they are published or not. The documents may come from teaching and research institutions in France or abroad, or from public or private research centers.

L'archive ouverte pluridisciplinaire **HAL**, est destinée au dépôt et à la diffusion de documents scientifiques de niveau recherche, publiés ou non, émanant des établissements d'enseignement et de recherche français ou étrangers, des laboratoires publics ou privés.

CIN4: a software tool for simulation of heterogeneous reactions at a reactor scale based on a micro-meso-macro coupling

FAVERGEON Loïc⁽¹⁾ *, MORANDINI JACQUES⁽²⁾, JACQUIER SANDRA⁽¹⁾, PIJOLAT MICHELE⁽¹⁾, SOUSTELLE MICHEL⁽¹⁾

⁽¹⁾ Ecole Nationale Supérieure des Mines de Saint Etienne, Centre SPIN – Département ProcESS; LPMG -UMR CNRS 5148, 158 Cours Fauriel - 42023 Saint-Étienne Cedex 2, France

⁽²⁾ ASTEK Rhône-Alpes, 1 place du verseau - 38130 Echirolles FRANCE

Abstract:

Understanding the industrial reactors behavior is a difficult task in the case of solid state reactions such as solid-gas reactions. Indeed the solid phase is a granular medium through which circulate gaseous reactants and products. The properties of such a medium are modified in space and time due to reactions occurring at a microscopic scale. The thermodynamic conditions are driven not only by the operating conditions but also by the heat and mass transfers in the reactor.

CIN4, a multiphysic software resulting from the collaboration between ASTEK and EMSE, offers the resolution of the thermohydraulic equations combined with kinetic laws which describe the heterogeneous reactions. The heat and mass transfers terms entering in the balance equations at a macroscopic scale depend on the kinetics evaluated at the microscopic scale. These equations give the temperature and partial pressure in the reactor, which in turn influence the microscopic kinetic behavior.

Keywords:

kinetics ; simulation ; heat and mass transfers ; multi-scale

I. Introduction

In order to model kinetics of heterogeneous reactions, it is possible to use the following equation:

$$\frac{d\alpha}{dt} = \phi E(t, \phi, \gamma, r_0) \quad (1)$$

where ϕ is the areic reactivity of growth, function of the thermodynamic conditions only (temperature, partial pressure, etc...) and $E(t, \phi, \gamma, r_0)$ is a function of the initial and current morphology of the sample and therefore of time, of ϕ , of the areic frequency of nucleation γ , and of the grains dimensions (e.g.: r_0 is the radius for spherical grain).

Using this equation, 42 kinetic models are known in order to simulate heterogeneous reactions. These models can be simulated using CIN3 software (N° IDDN FR001130014.000.SP.2009.000.30625) according to Pijolat *et al.* (2009). Nevertheless CIN3 is able to simulate reactions where temperature and partial pressure of gases remain homogeneous inside the granular medium. In the case of heterogeneous reactors where mass and heat transfers induce spatial and temporal variations of both temperature and partial pressures, it is necessary to couple kinetics of a grains population with the resolution of mass and heat transfers by the finite elements method. This is the aim of the software CIN4.

* Auteur à qui la correspondance devait être adressée : favergeon@emse.fr

Section 2 presents the scales approached and the assumptions made in CIN4. Then section 3 summarizes a simplified presentation of the different mathematical models used, for kinetic modeling at grains scale as well as for heat and mass transfers at reactor scale. And finally section 4 presents the results of one thermobalance simulation, including both kinetic curves and mass and heat variations inside the system.

II. General presentation

II.1. The scales for modeling

Several geometrical scales characterize all phenomena which occur in a reactor. A rigorous description of our modeling process requires a precise definition of these different scales. We have deliberately set these scales from the objects: mesh, grain, grains population, agglomerate and reactor.

In this paper, only three scales will be discussed: grain, grain population and reactor.

At the grain scale, the nuclei appear at the grain surface [*Avrami's laws cannot be used for solid-gas heterogeneous reactions involving powders since they are based on bulk nucleation in an infinite volume*] and grow at the expense of the initial solid phase: the kinetics is governed by the shape of the grain, the type of growth, the localization of the rate limiting-step of growth, the direction of development of the new phase.

Then a microscopic population is a set of grains in the same thermodynamic conditions, *i.e.* the gradients of temperature and gas partial pressure are extremely small inside the population. Statistical considerations allow to define average behavior of this population from grain's one.

And finally at the reactor scale, the chemical reaction is coupled with mass and heat transfers.

II.2. The assumptions of the model

Six assumptions are done in this model:

- ❖ A1: production and consummation of gas by the reaction do not disturb the total pressure distribution,
- ❖ A2: the gases are diluted in a carrier gas,
- ❖ A3: the gases flow rates are low (the flow rate remains less than 5 l.h⁻¹ for a circular section of 2 cm),
- ❖ A4: the gases are considered as ideal,
- ❖ A5: the growth process can be written by a succession of elementary step, and the slowest of these elementary steps controls the growth rate (rate-controlling step approximation),
- ❖ A6: the grains population is supposed homogeneous in shape.

III. Mathematical modeling

III.1. Kinetic laws at grain and microscopic population scale

As shown by Pijolat and Soustelle (2008), in order to model reactions which involve surface nucleation and growth of the nuclei, one can use equation (1). For isothermal and isobaric conditions, E function can take various expressions calculated from assumptions on the growth type (isotropic or anisotropic), the development direction of the new phase (inwards or outwards), the localization of the rate determining step of growth and the grains shape (spheres, cylinders, plates). Soustelle (2006) have detailed the laws establishment and the expressions of E for each model.

The software CIN4 is able to solve 42 kinetic models. These models are also including the software CIN3 (N° IDDN FR001130014.000.SP.2009.000.30625) as explained by Pijolat (2009).

Some of these models are derived at grain scale: in this case nucleation is considered as instantaneous compared to growth, so all the grains take the same kinetic law.

Other models are derived at microscopic population scale: both nucleation and growth are taken into account, which leads to two kinds of models. According to the growth type (isotropic or anisotropic), two methods are used to calculate the fractional conversion of the reaction.

- ❖ In the case of isotropic growth of the nuclei, we used a statistical approach based on the works of Johnson and Mehl (1939) and Mampel (1940), then by Delmon (1969).
- ❖ In the case of anisotropic growth, each grain starts its transformation at various times and the whole microscopic fractional conversion can be obtained considering the nuclei appearing on each grain of the microscopic population.

Moreover, CIN4 enables the calculation for a real grain size distribution.

III.2. Heat and mass transport at reactor scale

The macroscopic scale is the center of heat and mass exchanges that are described by the thermal and hydrodynamic models, as well as by a mass transfer equation.

III.2.1 Thermal model

Heat transfer is described by the following equation valid throughout each part of the reactor Ω^T :

$$\left[(1 - \varepsilon) \rho_s c_{ps} + \varepsilon \rho_g c_{pg} \right] \frac{\partial T}{\partial t} + \varepsilon \rho_g c_{pg} \vec{u} \cdot \vec{\nabla} T + \vec{\nabla} \cdot (-k \vec{\nabla} T) = Q^T \text{ in } \Omega^T \quad (2)$$

where s index refers to solids and g index to gases.

This equation is accompanied by two kinds of boundary conditions:

- ❖ Neumann conditions which impose the value of the heat flow on $\partial\Omega_N^T$ boundary:

$$-k \vec{\nabla} T \cdot \vec{n} = \phi_{imposed} + h(T - T_a) + \varepsilon_r \sigma (T^4 - T_a^4) \quad (3)$$

- ❖ Dirichlet conditions which impose the value of the temperature on $\partial\Omega_D^T$ boundary:

$$T = T_D \quad (4)$$

These equations are valid for each part of the reactor: solids ($\varepsilon = 0$), gas ($\varepsilon = 1$) porous media ($0 < \varepsilon < 1$).

III.2.2 Hydrodynamic model

As the granular medium is static and as we considered solid-gas reactions, mass transfers are only due to the flowing of the gas produced or consummated inside the porous medium. The modeling of this flow inside the porous medium is based on notions of hydrodynamic charge and flow rate. Hydrodynamic charge is calculated according to:

$$H = z + \frac{P}{\rho g} + \frac{1}{2g} v^2 \quad (5)$$

The flow rate is not the rate of fluidic particles inside the pores but an equivalent continuous rate. This flow rate is linked to the mass gradient according to the Darcy's law, which is expressed by:

$$\vec{u}_d = -\frac{K}{\eta} \vec{\nabla}(\rho g h) \approx -\frac{K}{\eta} \vec{\nabla} P = -k_p \vec{\nabla} P \quad (6)$$

The whole pressure field (or charge) is solution of a conservation equation. Neglecting source terms due to gas production and consummation (reaction is slow compared to the gas flow), hydrodynamic problem can be written as:

$$\vec{\nabla} \cdot (-k_p \vec{\nabla} P) = 0 \text{ in } \Omega^p \quad (7)$$

the boundary conditions being $-k_p \vec{\nabla} P \cdot \vec{n} = -u_n$ on $\partial\Omega_N^T$ and $P = P_D$ on $\partial\Omega_D^T$.

III.2.3 Mass transport

Gas phase is governed by the ideal gas law. Thus the total molar concentration inside the gas is equal to $C = \frac{P_r}{RT}$. The molar convective flow is due to the transport by the gas displacement and is expressed by:

$$\vec{J}_i^c = C \vec{u} = -\frac{P_i}{RT} \vec{u} \quad (8)$$

Diffusion in porous medium is a complex phenomenon including diffusion flow, Knudsen diffusion, Soret effect, which is well explained by Reid *et al.* (1987). In CIN4, only diffusion flow is taking into account:

$$\vec{J}_i^D = -D_{ij}^D \vec{\nabla} C_j = -\frac{D_{ij}^D}{RT} \vec{\nabla} P_j \quad (9)$$

And finally each partial pressure is solution of the following equation:

$$\frac{\varepsilon}{RT} \frac{\partial P_i}{\partial t} + \frac{\varepsilon}{RT} \vec{u}_d \cdot \vec{\nabla} P_i - \vec{\nabla} \cdot \left(\frac{D_{ij}^D}{RT} \vec{\nabla} P_j \right) = Q_i^c \text{ in } \Omega^{Pi} \quad (10)$$

with the boundary conditions $-\frac{D_{ij}^D}{T} \vec{\nabla} P_j \cdot \vec{n} = R\phi_i$ on $\partial\Omega_N^T$ and $P_i = P_{iD}$ on $\partial\Omega_D^T$.

III.3. Coupling between the microscopic population scale and the reactor scale

At microscopic scale, the reaction fractional conversion is followed for a representative population of grains. By finite difference it is possible to evaluate the reaction rate $\frac{d\alpha}{dt}$. This rate allows to evaluate heat and mass sources produced by the reaction. Thus the heat source density is equal to:

$$Q^T = \sum_{i=1}^{n_g} v_i M_A \frac{1-\varepsilon}{V_{mA}} \frac{d\alpha}{dt} \Delta H_i \quad (11)$$

And the mass (partial pressure) source density for a gas i is equal to:

$$Q_i^c = v_i \frac{1-\varepsilon}{V_{mA}} \frac{d\alpha}{dt} \quad (12)$$

So, using these sources terms, microscopic reactions have an impact on the spatial and temporal evolution of the thermodynamic processes at the reactor scale. Inversely since it modifies the areic frequency of nucleation and the areic reactivity of growth, thermodynamic influences fractional conversion of the microscopic reaction.

It is worthwhile to notice that CIN4 allows to simulate the behaviour of reactions for which the kinetic rate at time t (at the microscopic population scale) depends on the local thermodynamic conditions that were established between t=0 and t. CIN4 highly improves the previous approaches which were limited to kinetic model based at grain scale only, excluding surface nucleation and growth models.

The equations used in CIN4 require numerous physical properties (porosity, viscosity, density, heat capacity, thermal conductivity, diffusivity). CIN4's user should be able to

calculate these properties using empirical laws or mathematical models like for example those given by Bird *et al.* (1960).

IV. Numerical modeling

At grain and microscopic population scales, two types of modeling are envisaged according to the type of growth: anisotropic or isotropic. In the first case, the used method allows to calculate the evolution of the fractional conversion for all grains in each granulometric class. When the growth is isotropic, we used the Mampel's method (1940) for the three grain geometries: spheres, cylinders and plates.

At reactor scale, for each equation (2), (7) and (10) (*i.e.* heat, hydrodynamic and mass transport problems), two finite element formulations were built, depending on the system symmetry (cylindrical or Cartesian coordinates). A classical way is followed to obtain weak formulations for each state variable: temperature, charge and partial pressures.

V. Results

Figures 1 to 3 present a thermobalance simulation realized with CIN4. This simulation involves a model at the reactor scale coupled with a model of the reaction at the microscopic population scale.

There, the system studied consists of a vertical cylindrical chamber in which a flow of reactive gas (G_1) from the bottom up is maintained. In middle position, crucible, whose base is porous, contains a granular medium initially composed of grains of A which are transformed into B according to the reaction:



The system being axi-symmetric, we have used weak forms written in cylindrical coordinates. Figure 1 shows the mesh used for solving heat and mass transfers equations throughout the reactor by the finite elements method.

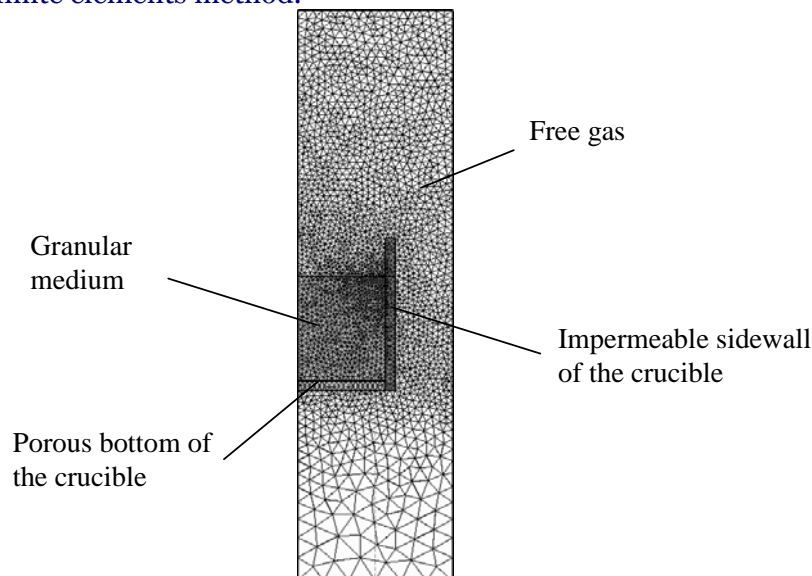


Figure 1: Mesh of a thermobalance containing a crucible and a granular medium.

There are four areic regions in this mesh: the granular medium, the bottom of the crucible, the vertical wall of the crucible and the zone of free gas. We also arranged on the lower and upper regions of the domain length, support of the boundary conditions, which are:

- ❖ - on the incoming boundary imposing for gaseous mixture entering: temperature, flow and composition (here 100% G_1),

- ❖ - on the outgoing boundary: free exit for the temperature, total pressure imposed at 1 atm,
- ❖ - on the sidewall: the boundary is adiabatic, the boundary is impermeable for the mass flow,
- ❖ - on the symmetry axis: the radial derivatives of all physical grandeurs are equal to 0.

There, kinetic model is based on surface nucleation and anisotropic growth of the nuclei on spherical grain ($r_0 = 100\mu\text{m}$), the rate limiting-step is located at the internal interface, with inwards development.

The granular medium is the seat of heat and mass sources calculated by simulation of reaction phenomena at the microscopic level. Figure 2 shows the gas rate field obtained as well as some views of fields of temperature, partial pressure, fractional conversion and reaction rate for one instant. Figure 3 presents the whole fractional conversion versus time, and the whole rate of reaction versus fractional conversion.

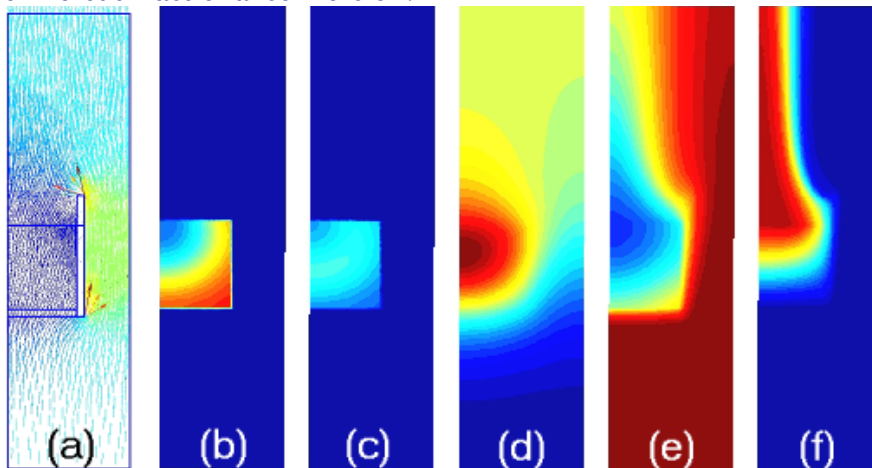


Figure 2: Representation of (a) the gas rate field, (b) the fractional conversion, (c) the rate of reaction, (d) the temperature, (e) G_1 partial pressure and (f) G_2 partial pressure in the thermobalance.

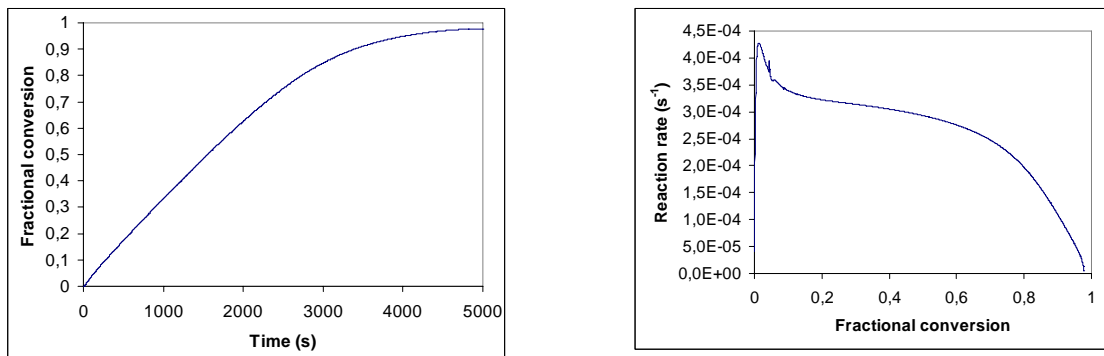


Figure 3: Whole fractional conversion vs. time, and rate of reaction vs. fractional conversion from the simulation.

VI. Conclusions

CIN4 is a new software tool able to couple kinetic models at grain and microscopic population scales with both heat and mass transfers by means of the finite element method. Kinetic models are based on a general method agreeing with physical reality, offering the possibility to simulate 42 models depending on the shape of the grains, the growth type (isotropic or anisotropic), the development direction of the new phase and the localization of the rate determining step of growth (internal interface, external interface or diffusion volume). Among these models, 21 include surface nucleation and growth processes. Heat and mass transfers

are governed by differential equations and solve by a finite element method. This modeling process allows to simulate not only thermobalance but also industrial reactors.

Notations

α	Fractional conversion of the powder	k	Thermal conductivity ($\text{W.m}^{-1}.\text{K}^{-1}$)
β	Fractional conversion of a grain	k_p	diffusion coefficient ($\text{m}^2.\text{Pa}^{-1}.\text{s}^{-1}$)
C	Concentration (mol.m^{-3})	K	Darcy's permeability (m^2)
c_p	Heat capacity at constant pressure ($\text{J.kg}^{-1}.\text{K}^{-1}$)	M_i	Molar mass for constituent i (kg mol^{-1})
D	Diffusivity ($\text{m}^2.\text{s}^{-1}$)	η	Dynamic viscosity of the fluid (Pa.s)
D_{ij}	Multicomponent diffusion coefficient ($\text{m}^2.\text{s}^{-1}$)	P	Total pressure (Pa)
E	Space function ($\text{m}^2.\text{mol}^{-1}$)	P_i	P_i Partial pressure of reactive gas (Pa)
ε	Porous medium porosity	Q_T	Heat sources density (W.m^{-3})
ε_0	Initial porous medium porosity	Q_C	Concentration sources density ($\text{mol.m}^{-3}.\text{s}^{-1}$)
ε_r	Emissivity	R	Ideal gas constant ($= 8.314 \text{ J.K}^{-1}.\text{mol}^{-1}$)
ϕ	Areic reactivity of growth ($\text{mol.m}^{-2}.\text{s}^{-1}$)	r_0	Initial radius of the grain (m)
g	acceleration of gravity (m.s^{-2})	ρ	Density (kg.m^{-3})
γ	Areic frequency of nucleation ($\text{nuclei.m}^{-2}.\text{s}^{-1}$)	σ	Stefan Boltzmann constant ($\text{W.m}^{-2}.\text{K}^{-4}$)
H	Heat transfer coefficient ($\text{W.m}^{-2}.\text{K}^{-1}$)	T	Temperature (K)
H	Hydrodynamic charge (m)	T_a	Ambient temperature (K)
J^D	Diffusion flow vector ($\text{mol.m}^{-2}.\text{s}^{-1}$)	v	Rate vector (m.s^{-1})
		v_d	Flowing rate vector ($\text{m}^2.\text{s}^{-1}$)
		u_n	Incoming flow density (m.s^{-1})
		V_{mA}	Molar volume of A ($\text{m}^3.\text{mol}^{-1}$)

References

- Bird R.B., Stewart W.E., Lightfoot E.N., 2002, « Transport phenomena », Wiley International Edition.
- Delmon, B., Eds. Technip, 1969, Introduction à la cinétique hétérogène, p. 397.
- Johnson W.A., Mehl R.F., 1939, Trans. Amer. Inst. Ming. Metal. Engrs. 135, 416.
- Mampel, K., L., 1940, Z. Phys. Chem. A 187, 235.
- Pijolat M., Soustelle M., 2008, Thermochimica Acta, 478, 34.
- Pijolat M., Favergeon L., Soustelle M., 2009, Récents Progrès en Génie des Procédés (Actes du Congrès SFGP, Marseille 2009).
- Reid R.C., Prausnitz J.M., Poling B.E., 1987, « The properties of Gases and Liquids », McGraw Hill, New-York.
- Soustelle, M., 2009, « Cinétique Hétérogène 2 », Ed. Lavoisier.