

# Building Capacity for Cancer Research in the Era of COVID-19: Implementation and Results From an International Virtual Clinical Research Training Program in Zambia

Kevin Diao, MD<sup>1</sup>; Dorothy C. Lombe, MD, MMED<sup>2</sup>; Catherine K. Mwaba, MD<sup>3</sup>; Juliana Wu, BA<sup>4</sup>; Darya A. Kizub, MD<sup>5</sup>; Carrie A. Cameron, PhD<sup>6</sup>; Elizabeth Y. Chiao, MD, MPH<sup>7</sup>; Susan C. Msadabwe, MBChB, MMED<sup>3</sup>; and Lilie L. Lin, MD<sup>1</sup>


**PURPOSE** The incidence of cancer in sub-Saharan Africa is increasing rapidly, yet cancer research in the region continues to lag. One contributing factor is limited exposure to clinical research among trainees. We describe implementation and results of a virtual clinical research training program for Zambian clinical oncology fellows developed jointly by the Cancer Diseases Hospital in Zambia and the MD Anderson Cancer Center to address this need.

**METHODS** The clinical research training program consisted of 14 weekly virtual lectures, development of research questions by Zambian clinical oncology fellows, assignment of faculty and peer mentors, longitudinal mentorship of research protocols, and anonymous precourse and postcourse surveys. The paired t-test was used to analyze the change in academic self-efficacy scores.

**RESULTS** Fourteen Zambian clinical oncology fellows participated. Senior fellows were paired with research mentors, leading to the development of eight research protocols. A total of 70 meetings and 126 hours of mentorship occurred with a median of seven meetings and 15 hours per pairing. The precourse and postcourse survey response rates were 86% and 79%, respectively. There were statistically significant increases in nine of 12 academic self-efficacy domains. The largest gains were in ability to independently perform research ( $P < .001$ ) and research mentorship ( $P = .02$ ) with an average increase of 1.5 points on a five-point scale in both domains.

**CONCLUSION** The Cancer Diseases Hospital MD Anderson Cancer Center clinical research training program for Zambian clinical oncology fellows led to increases in multiple academic self-efficacy domains among participants, formation of longitudinal mentorship groups with both faculty and peer mentors, and development of Zambian-led research protocols, demonstrating the feasibility of implementing a virtual model. This may be especially relevant because of shifting international collaboration paradigms after the COVID-19 pandemic.

JCO Global Oncol 8:e2100372. © 2022 by American Society of Clinical Oncology

Creative Commons Attribution Non-Commercial No Derivatives 4.0 License 

## INTRODUCTION

The burden of cancer is quickly growing in Africa and presents a significant public health challenge to the continent today and in the coming decades if the status quo remains.<sup>1</sup> Although cancer has historically received less attention and resources because of the competing risk of communicable diseases in Africa, the present-day risk of mortality from cancer among African women is already similar to that of North American women, demonstrating the immediacy of the problem.<sup>2,3</sup> Furthermore, countries located in sub-Saharan Africa are projected to have the greatest relative increase in global cancer incidence between 2020 and 2040 by a significant margin, which will exacerbate existing limitations in cancer care.<sup>3</sup> Clinical research is essential to develop effective, evidence-based interventions to the unique cancer

care challenges that occur in Africa and should be prioritized. Rather than being regarded as a luxury because of a shortage of resources, it is counterintuitively more important to appropriately allocate scarce resources and develop cost-effective and culturally aligned solutions.<sup>4</sup>

African countries, however, are significantly underrepresented in cancer research because of historical and persistent inequalities.<sup>5,6</sup> Barriers to clinical research in Africa include lack of adequate funding to build research infrastructure, procure equipment, implement high-quality training programs, maintain research personnel and collaborations, and consistently collect health data.<sup>1</sup> Among these, training physicians in clinical research has been identified as a sustainable method to strengthen clinical research capacity as local physicians are best equipped to

## ASSOCIATED CONTENT

### Data Supplement

Author affiliations and support information (if applicable) appear at the end of this article.

Accepted on April 22, 2022 and published at [ascopubs.org/journal/go](https://ascopubs.org/journal/go) on May 20, 2022; DOI <https://doi.org/10.1200/GO.21.00372>

## CONTEXT

### Key Objective

To determine whether a virtual format is a feasible and effective format for an international clinical research training program for clinical oncology fellows at a cancer teaching hospital in Zambia.

### Knowledge Generated

A virtual clinical research training program for Zambian oncology fellows had key advantages over an in-person format, including the ability to leverage the full breadth of the institution to identify lecturers and mentors, allow for longitudinal collaboration, and reduce costs associated with implementation. The program led to marked increases in academic self-efficacy domains among participants, development of Zambian-led research protocols, and support through longitudinal mentorship by peer trainee and faculty mentors.

### Relevance

A virtual clinical research training model is feasible and effective and has certain advantages over an in-person format, which may be especially relevant because of shifting international collaboration paradigms because of the COVID-19 pandemic.

define and investigate important research issues within their own country.<sup>7,8</sup> There have been numerous successful partnerships between developed countries and countries in Africa for the training of doctoral fellows, epidemiology and operational researchers, and health care workers.<sup>9-16</sup> However, there are few published experiences of clinical research training programs for African oncologists, and even fewer delivered through a virtual platform.

The MD Anderson Cancer Center (MDA) in Houston, TX, and the Cancer Diseases Hospital (CDH) in Lusaka, Zambia, have an established academic partnership that includes telehealth mentoring through Project ECHO<sup>17</sup> and an annual high-yield course in radiation biology and physics.<sup>18</sup> The CDH Specialized Training Program in Clinical and Radiation Oncology enrolled its first fellows in 2018 and will graduate the country's first cohort of locally trained oncologists in 2022. A significant area of need was jointly identified as a structured clinical research training program. Here, we describe the implementation and results from the initial yearlong virtual clinical research training program for Zambian clinical oncology fellows created as a collaboration between MDA and CDH.

## METHODS

### Training Program and Participants

The virtual clinical research training program consisted of five core components (Fig 1), including (1) the weekly virtual lecture series, (2) development of research questions by the Zambian oncology fellows, (3) identification and assignment of faculty and peer mentors, (4) joint longitudinal mentorship of research protocols, and (5) mixed qualitative and quantitative anonymous precourse and postcourse surveys. The Zambian oncology fellows were given protected time to attend the lecture series, and a requirement for graduation was the completion of a research thesis.

### Virtual Lectures

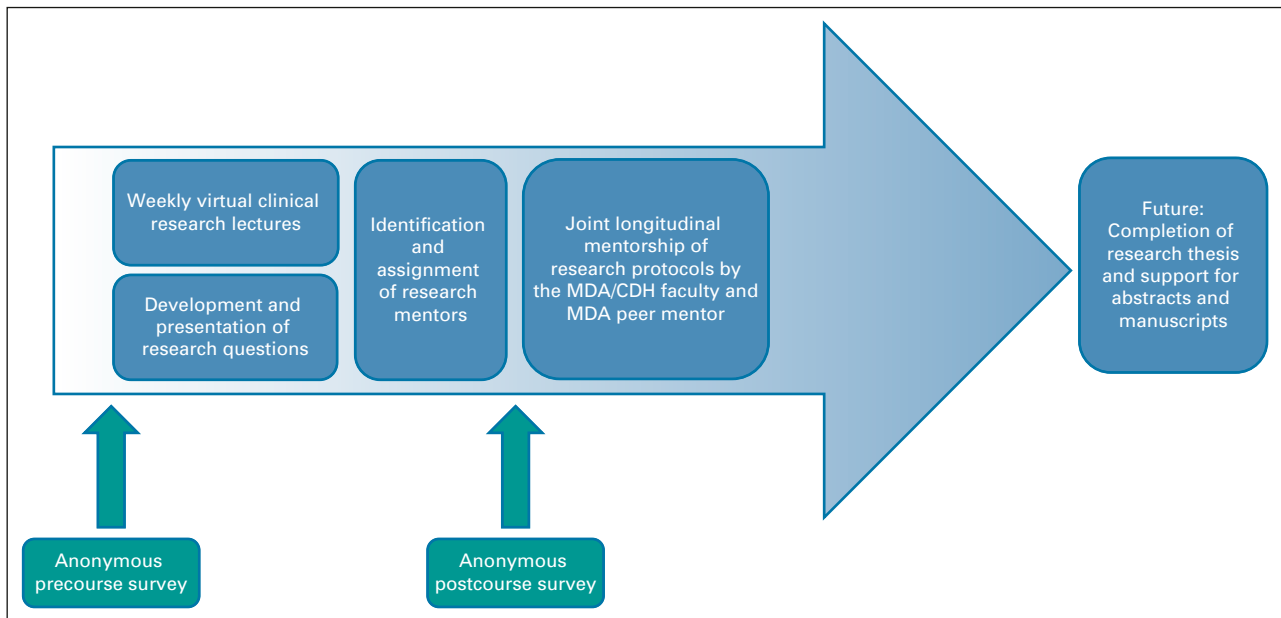
The lecture component consisted of 14 weekly lectures that were delivered over teleconference (Zoom Video Communications Inc, San Jose, CA). The lecture topics were chosen by a core group of senior faculty from MDA and CDH. The lectures were given by nine different MDA faculty members, one CDH faculty member, and one MDA resident physician. One session was led by CDH fellows presenting their research proposals. The lectures were broadly categorized into foundational and advanced topics (Table 1). The foundational topics focused on research skills that could be interdisciplinary, with incorporation of examples involving oncology, whereas the advanced topics developed more specific clinical or radiation oncology research skills. Each session was allotted up to 90 minutes of time, with the lecture component generally lasting between 30 and 60 minutes and additional questions and discussion another 30 minutes.

### Mentorship Program

Although all Zambian oncology fellows were encouraged to participate in the training program, only senior oncology fellows were expected to develop a research question and be paired with research mentors. Fellows initially developed a research question during the weekly lecture series with assistance from CDH faculty supervisors. Afterward, they were assigned to both an MDA faculty and an MDA peer mentor (a resident or fellow in an oncologic discipline at MDA with a background in clinical research). Mentor groups were encouraged to meet every 2-3 weeks on a virtual platform to develop and execute their research protocol. Peer mentors were elicited for feedback at regular intervals and asked to estimate their total number of research meetings and hours spent mentoring.

### Survey Design and Analysis

Under institutional review board approval and with written consent, anonymous precourse and postcourse surveys



**FIG 1.** The CDH-MDA virtual clinical research training program schema. CDH, Cancer Diseases Hospital; MDA, MD Anderson Cancer Center.

**TABLE 1.** Virtual Lecture Series Foundational and Advanced Topics and Speakers

Week	Lecture Title	Speaker (degree)
Foundational topics		
1	Introduction to Clinical Research	L. Lin (MD)
2	Choosing a Mentor and Identifying a Research Question	K. Diao (MD)
3	Critically Evaluating a Research Paper and Designing a Retrospective Study	K. Diao (MD)
4	Research Types and Study Design	D. Lombe (MD)
5	IRB Ethics and Human Subjects Protection	M. Chambers (DMD, MS)
6	Introduction to Biostatistics	R. Tidwell (MS)
7	Scientific Writing Part I	C. Cameron (PhD)
8	Scientific Writing Part II	C. Cameron (PhD)
9	Research Protocol Review	Zambian Oncology Fellows
Advanced topics		
10	The Process and Value of Conducting QI Studies	J. Taylor (MD)
11	Study of HIV-Related Malignancies	E. Chiao (MD, MPH)
12	Patient-Reported Outcomes	G. Smith (MD, PhD, MPH)
13	Medical Physics Research	L. Court (PhD)
14	Phase I/II Clinical Trial Design	T. Yap (MBBS, PhD)

were administered electronically via Research Electronic Data Capture before and after the lecture series. Both surveys included 12 5-point Likert scale academic self-efficacy questions (Data Supplement). The precourse survey included background research experience questions, and the postcourse survey included six 5-point Likert scale questions on course feedback in addition to open-ended feedback questions. The paired *t*-test was used to test differences in precourse and postcourse academic self-efficacy inventory scores, with  $P < .05$  considered statistically significant.

## RESULTS

The initial yearlong training program took place between August 2020 and July 2021 with the weekly lecture series occurring between August 2020 and November 2020 and was attended by all 14 Zambian clinical oncology fellows at the time. This included eight senior (second or third year) and six junior (first year) fellows in the 4-year program.

At the conclusion of the weekly lecture series, all eight senior fellows had developed a research question and were successfully paired with a local Zambia faculty mentor, a MD Anderson faculty mentor, and a MD Anderson peer trainee mentor on the basis of their area of research interest. Between November 2020 and July 2021, a total of 70 virtual meetings and 126 hours of mentorship occurred. The median number of meetings and hours of mentorship for each pairing were seven (range, 3-21) and 15 (range, 8-38) hours, respectively. Table 2 lists the current Zambian fellow-led active research proposals including their progress as of August 2021.

The precourse survey response rate was 12 of 14 (86%), and the postcourse survey response rate was 11 of

**TABLE 2.** Active Zambian Oncology Fellow–Led Research Protocols, Objectives, and Progress

Research Protocol Title	Study Design	Objectives	Current Progress
Retrospective evaluation of toxicity outcomes for 2D v3D planning for locally advanced cervical cancer brachytherapy	Retrospective	Primary: to review dosimetric parameters (point A, bladder point, rectal point, D2cc bladder, D2cc rectum, D90 CTV, and V100 CTV) achieved for each patient in brachytherapy plans Secondary: overall survival and progression-free survival	Data collection (late phase)
Measuring the overall benefit of 3D planning for breast radiotherapy in a resource-limited environment	Retrospective	Primary: to compare planning parameters (plan evaluation) between 2D and 3D plans Secondary: to report on clinical outcomes of patients treated with 2D plans and correlate with dosimetric parameters	Data retrieval
Overall survival and outcomes in patients with geriatric cancer at the CDH	Retrospective	Primary: to evaluate the impact of therapy or disease on function and cognition Secondary: to assess factors that are associated with improved clinical outcomes	Data retrieval
Retrospective study to evaluate the causes of mortality for patients with cervical cancer during chemoradiation and within the acute period after treatment completion	Retrospective	Primary: to evaluate causes of mortality for patients with cervical cancer treated at CDH who died during or within 3 months after chemoradiation between 2006 and 2019	Data collection (early phase)
A retrospective study of de novo metastatic breast cancer at the CDH: Do sociodemographic factors play a role in late presentation?	Retrospective	Primary: to determine sociodemographic factors that contribute to late presentation and diagnosis among women with de novo metastatic breast cancer Secondary: to determine the overall survival for patients with de novo metastatic breast cancer at the CDH	Data retrieval
Retrospective study to evaluate factors contributing to advanced-stage presentation of pediatric patients with retinoblastoma	Retrospective	Primary: to determine the stage and outcome of pediatric patients presenting at the CDH with retinoblastoma between 2000 and 2020 Secondary: to determine the cause of advanced-stage presentations, assess practices of retinoblastoma screening among health care workers in the county, and establish measures with the Ministry of Health for early detection of pediatric retinoblastoma	Literature review completed
The influence of time from preoperative chemoradiation to surgery on rectal cancer outcomes	Retrospective	Primary: to assess the influence of time from preoperative chemoradiation to surgery on pathologic response of rectal cancers Secondary: to assess the average time from completion of preoperative chemoradiation to surgery among patients with rectal cancer at the CDH	During data retrieval, missing data led to conception of prospective quality improvement project to improve patient follow-up
Corrigendum of FIGO staging and its impact on management of cervical carcinoma at the CDH	Prospective	Primary: to evaluate changes in staging patterns, diagnosis, and treatment at the CDH over time Secondary: to assess the impact of CT scan on clinical staging of patients with cervical cancer	Study IRB proposal under review

Abbreviations: 2D, two-dimensional; 3D, three-dimensional; CDH, Cancer Diseases Hospital; CT, computed tomography; CTV, clinical target volume; FIGO, International Federation of Gynecology and Obstetrics; IRB, institutional review board.

14 (79%). All survey nonrespondents were first-year fellows. None of the respondents reported previous participation in clinical research projects or lectures on clinical research or statistical methods.

Average scores precourse and postcourse for the 12 Likert scale academic self-efficacy questions are reported with statistically significant increases in nine

domains including comfort in interpreting research; ability to generate a research hypothesis, develop a research question, collect and maintain data, summarize and report data, publish results of research, and independently perform research; the presence of research mentorship and guidance; and professional satisfaction (Fig 2).

The largest gains were noted in ability to independently perform research and the presence of research mentorship with an average increase of 1.5 points in both domains postcourse compared with precourse. In the three domains without a statistically significant difference, both high baseline and postcourse scores were observed in perception of research importance, motivation to read medical research, and interest in conducting research.

In the postcourse survey, the average Likert scale scores for “I have more knowledge about research after taking the course,” “The course stimulated a greater interest in me for research,” and “I would recommend this course to others” were 4.5 of 5.0, 4.8 of 5.0, and 5.0 of 5.0, respectively.

Representative anonymous comments of individual respondents from the precourse survey and positive and constructive feedback from the postcourse survey are summarized in Table 3. For example, respondent 1 stated “I am hoping to gain the knowledge of conducting clinical research and how to statistically analyze data” before the start of the lecture series and “The course has made me comfortable in analyzing any research paper and to write my research proposal” after the conclusion of the lecture series but desired “More time spent on research data analysis.”

Challenges identified by MDA peer mentors included the logistical difficulties associated with finding mutual times to meet because of busy clinical schedules and the time difference, perceived lack of protected time for faculty and registrars to meet and conduct research, limited experience of the mentees with practical topics such as literature review and data analysis, need for formal statistical support, and concerns regarding data quality and infrastructure.

## DISCUSSION

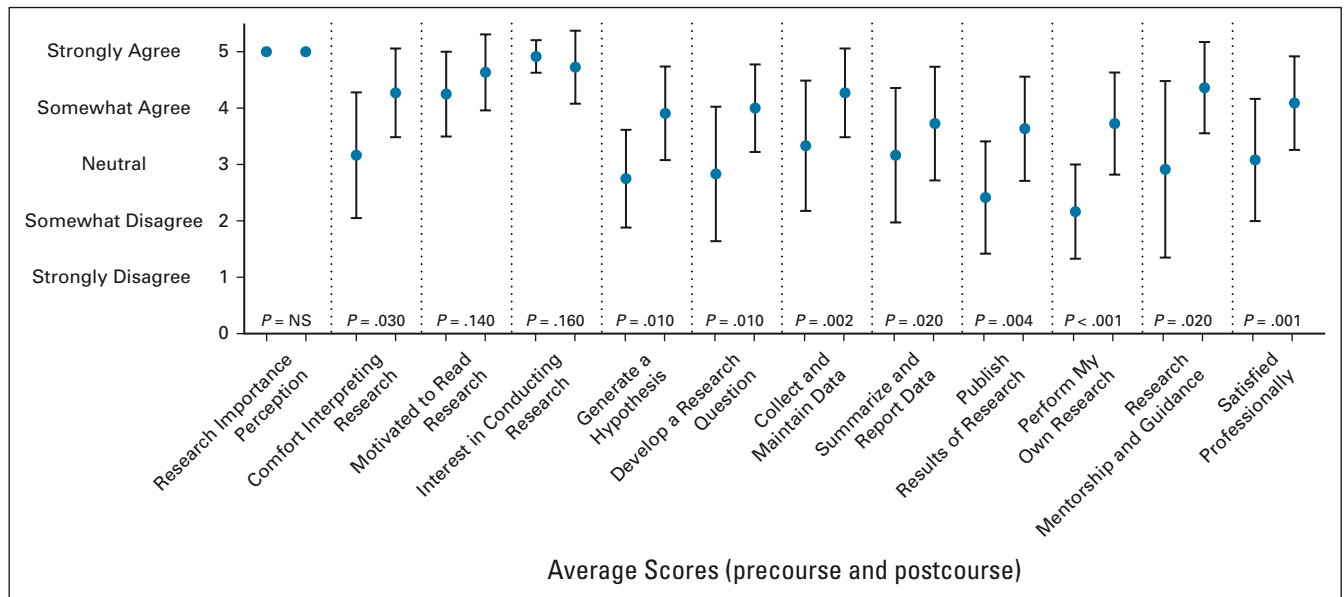
The virtual CDH-MDA clinical research training program for Zambian oncology fellows led to marked increases in multiple academic self-efficacy domains among participants, formation of longitudinal mentorship groups with both peer trainees and faculty mentors, and development of numerous Zambian-led research protocols, demonstrating the feasibility of implementing a virtual clinical research training model, which may be especially relevant because of shifting international collaboration paradigms as a result of the COVID-19 pandemic.<sup>19</sup> The burden of cancer in Africa is well-documented to be increasing rapidly, and among low human development index countries, most of which are located in sub-Saharan Africa, the incidence of cancer is projected to increase by 95% between 2020 and 2040.<sup>3</sup> Despite this, Africa is responsible for only 2% of all research output globally.<sup>20</sup> Developing local clinical research capacity has been identified as an important means to allow countries to define their own greatest health issues, propose cost-effective and evidence-based solutions, implement the interventions, and investigate their impact.<sup>21</sup>

The CDH-MDA academic partnership was first established in 2015 and has included in-country clinical education

workshops and telementoring<sup>17</sup> and an annual radiation biology and physics course.<sup>18</sup> In addition, core faculty members from CDH and MDA meet weekly via teleconference to discuss joint initiatives and research. We found that the longstanding partnership between CDH and MDA and consistent communication were instrumental in the success of the present program by allowing for shared planning and program development, allocation of resources (ie, protected time for registrars), and rapid response to issues as they arose. The clinical research training program was initially planned to be an in-person workshop taking place over one week, but because of the ongoing COVID-19 global pandemic, the workshop was adapted to a virtual format. We found that a virtual format provided several key advantages, including the ability to engage true content experts to deliver the weekly lectures, leverage the full breadth of the institution to identify faculty mentors for all senior Zambian oncology fellows, engage peer trainee mentors in the program, allow for longitudinal collaboration over the course of the year, and reduce costs associated with implementation. For example, the biostatistics lecture was given by a senior biostatistician with a degree in education, the scientific writing lectures by a National Institutes of Health–funded investigator of scientific communication, the research ethics lecture by the Chairman of the MDA institutional review board, and the clinical trials lecture by a faculty participant in the ASCO/American Association for Cancer Research Methods in Clinical Cancer Research Workshop.<sup>22</sup>

There is growing interest in global health among US health professional trainees, and it is increasingly viewed as a viable academic career pathway.<sup>23</sup> We found that the peer mentorship program generated significant, bilateral value by providing US peer mentors with a global health experience that can serve as a foundation for future academic opportunities and providing Zambian mentees with a highly accessible mentor at a comparable level of training. Peer mentorship has several distinct advantages, including being more approachable, increased time available for one-on-one teaching, closer proximity to age of mentee and level of understanding of subject matter, and high levels of energy and enthusiasm. Importantly, all peer mentors serving in the program had significant clinical research experience including previous peer-reviewed publications. The Zambian oncology fellows were able to receive a level of guidance on their research protocols that would have been difficult to provide with a faculty mentor alone. Mentors found that flexibility with the route of communication was helpful, as the Zambian fellows were typically more comfortable communicating through mobile apps than e-mail. Still, mentors noted challenges with coordinating meetings and responsiveness to communication, which might have in part been due to cultural factors that can significantly affect the mentorship relationship.<sup>24</sup> As a result, we are implementing a global, culturally sensitive mentorship curriculum for peer mentors in the program.





**FIG 2.** Average scores precourse (left hashmark within each category) and postcourse (right hashmark within each category) for 5-point Likert scale academic self-efficacy domains. NS, not significant.

We found high rates of baseline perception of research importance and interest in clinical research among all respondents. Although other similar training programs have used a competitive application process for selection of participants, our results demonstrate that even among an unselected group of postgraduate physician trainees in Africa, there may be high rates of perception of research importance and that furthermore, participating in a structured research training program may

foster an interest in research that would not have otherwise occurred without the opportunity to participate in research.<sup>25</sup> However, baseline scores in other clinical research domains were lower and demonstrated statistically significant gains postcourse compared with precourse. The largest numeric gains were made in ability to independently perform research and the presence of mentorship with an average increase of 1.5 points in both domains on a 5-point scale postcourse

**TABLE 3.** Representative Anonymous Feedback and Comments From Precourse and Postcourse Surveys

Respondent	Precourse Comments	Positive Feedback	Constructive Feedback
1	I am hoping to gain the knowledge of conducting clinical research and how to statistically analyze data	The course has made me comfortable in analyzing any research paper and to write my research proposal	More time spent on research data analysis
2	To be able to generate a research question, review literature and conduct a successful research project	The fact that we were given an opportunity to present our cases were others could comment, that really helped a lot. Also the lectures were so helpful, well broken down to our level of understanding	Include topics on basic research statistics. To spend more time on the basics for example on <i>P</i> values, hazard ratios, confidence intervals, ie, what they are with some examples and how to use them
3	Very enthusiastic to know more about clinical research and methodology and kick start a research project in the near future	Going through the research projects topics proposed and exemplifying on how it is done	More emphasis on the methodology of clinical research, statistical analysis and its significance
4	I want to be able to complete my research thesis and to have more understanding of research methodology	The interactive sessions that we had with different presenters. Being paired with mentors from MD Anderson helped me to start with my project. Through the meetings I am able to learn how to improve my research proposal	To have lectures on research early on at the beginning of the academic year. How to write an effective research proposal and perform a literature review and citation
5	By the end of this training I hope I'll be able to formulate a research question and work on it. This is a long awaited workshop, I am really enjoying the lectures so far. A big thank to our mentors both local and international	The course was well organized, all topics were well covered	Physical lectures could be more interactive. How to write a literature review, data collection tools and methods

compared with precourse, indicating a highly relevant difference. These results suggest that our weekly lecture series and longitudinal mentorship program were successful in developing research skills.

Positive themes from open-ended postcourse feedback included clear lectures, meaningful relationships with mentors, and utility of presenting research proposals for feedback, whereas constructive themes included desire for more teaching on foundational topics, including statistical analysis, literature review, and data collection, and incorporation of self-assessment modules, which will be addressed in subsequent years of the program. Other research programs in development should consider spending additional time on fundamental research skills in this trainee population. Although the progress made in active research protocols thus far has been modest, with the most advanced protocol to date nearing the completion of data collection and no protocols having yet been completed, the Zambian clinical oncology fellows are also juggling a full-time clinical load and examinations. Our experience demonstrates an achievable yearlong timeline for research among clinical trainees and can be used to establish goals for other nascent training programs. The timeline also highlights the importance of initiating trainees in research early on in their program, longitudinal mentorship, and a long-term collaboration between partner institutions.

There have been numerous successful research training partnerships between developed countries and countries in Africa.<sup>9,10,14-16</sup> Although these initiatives have shown the potential positive impact of north-south research partnerships, there remains a clear need for highly accessible clinical research training among African oncology fellows. However, to our knowledge, the only other published experience of a distant clinical research training program for oncology trainees has been the Accra-Toronto collaboration.<sup>25</sup> This initiative by Vulpe et al involved a distant clinical research curriculum for five Ghanaian radiation oncology residents with 13 weekly seminars over videoconference followed by a 1-year long mentorship program for the top two residents. At the end of the program, two manuscripts were finalized and one was published. The Accra-Toronto collaboration and the present CDH-MDA partnership share core principles, and the success of both programs strengthens the case for the effectiveness of a distant-learning partnership model of clinical research training. Differences between the CDH-MDA partnership and Accra-Toronto collaboration include size (14 v five participants), allocation of mentorship (all eight senior fellows v the top two residents), and type of mentorship (combined faculty and peer v faculty only), respectively. There are merits for both the more inclusive CDH-MDA approach and the more selective Accra-Toronto approach, and either can be considered when developing a program on the basis of available resources and program goals.

Semistructured interviews with participants will be performed to understand the experience of African oncology

trainees in a virtual, international clinical research training program, the results of which will be reported separately and will guide expansion of the program in subsequent years. A virtual education platform will host high-fidelity studio recordings of lectures; additional lectures on biostatistics, literature review, and data management; individual self-assessment modules; and a handbook on biostatistical methods. These resources will be made publicly available. Funding support will be available for resulting abstracts, conference presentations, and manuscripts. Future goals include the development of culturally sensitive training programs for peer mentors and establishment of structured mentorship expectations, goals, and timelines. The role of an in-person component to the program will be re-evaluated after the COVID-19 pandemic.

There was no competitive application process, meaning that participants were unselected in terms of level of interest in clinical research—this may represent a strength (inclusiveness and part of core fellowship curriculum, particularly important given the small number of oncologists in Africa and need to train leaders in clinical research) or limitation (more resource-intensive, relatively less likely to lead to a publication for the effort) depending on the context. The results described here were at the end of the initial year of the training program, and longer-term follow-up will be required to determine the impact of the course on participant careers, research productivity, and patient care in Zambia. There were shortcomings with the initial training program that we were made aware of through feedback from participants and mentors, which included topics that needed to be covered in greater detail, desired resources, and challenges with mentorship including baseline research knowledge, communication, and finding time to meet. We hope to address many of these issues in subsequent iterations of the training program.

In conclusion, clinical research will be essential to develop effective, evidence-based interventions to confront the rising burden of cancer and unique cancer challenges in Africa. The results from the initial virtual CDH-MDA clinical research training program for Zambian clinical oncology fellows, which led to marked increases in multiple academic self-efficacy domains, formation of longitudinal mentorship groups, and development of numerous Zambian-led research protocols, demonstrate the feasibility of implementing a virtual clinical research training model that features peer trainee mentors. A virtual approach has key advantages including ability to (1) engage content experts to deliver lectures, (2) leverage the full breadth of the institution to identify faculty and peer mentors, (3) allow for longitudinal collaboration, and (4) reduce costs associated with implementation. Our model can be a framework for other initiatives that seek to increase clinical research capacity in Africa during and after the era of COVID-19 with shifting international collaboration paradigms.

## AFFILIATIONS

<sup>1</sup>Department of Radiation Oncology, The University of Texas MD Anderson Cancer Center, Houston, TX

<sup>2</sup>Department of Radiation Oncology, MidCentral District Health Board, Palmerston North, New Zealand

<sup>3</sup>Department of Oncology, Cancer Diseases Hospital, Lusaka, Zambia

<sup>4</sup>University of Texas Health Science Center School of Public Health, Houston, TX

<sup>5</sup>Department of Medical Oncology, The University of Texas MD Anderson Cancer Center, Houston, TX

<sup>6</sup>Department of Behavioral Science, The University of Texas MD Anderson Cancer Center, Houston, TX

<sup>7</sup>Department of Epidemiology, The University of Texas MD Anderson Cancer Center, Houston, TX

## CORRESPONDING AUTHOR

Lilie L. Lin, MD, FCT6.5056, T. Boone Pickens Academic Tower, 1400 Pressler St, Houston, TX 77030; Twitter: @LilieLinMD; e-mail: LLLin@mdanderson.org.

## SUPPORT

Supported by MD Anderson Cancer Center Support Grant No. P30CA016672. Funding for future development of the training program was provided by the Derek Harwood-Nash International Education Scholar Grant through the Radiological Society of North America (RSNA) and a MD Anderson Cancer Center Department of Radiation Oncology Strategic Initiatives (ROSI) grant.

## AUTHOR CONTRIBUTIONS

**Conception and design:** Kevin Diao, Dorothy C. Lombe, Catherine K. Mwaba, Juliana Wu, Carrie A. Cameron, Elizabeth Y. Chiao, Susan C. Msadabwe, Lilie L. Lin

**Administrative support:** Elizabeth Y. Chiao, Susan C. Msadabwe, Kevin Diao, Dorothy C. Lombe, Lilie L. Lin

**Provision of study materials or patients:** Kevin Diao, Dorothy C. Lombe, Catherine K. Mwaba, Elizabeth Y. Chiao, Susan C. Msadabwe

**Collection and assembly of data:** Kevin Diao, Dorothy C. Lombe, Susan C. Msadabwe, Lilie L. Lin

**Data analysis and interpretation:** Kevin Diao, Dorothy C. Lombe, Darya A. Kizub, Elizabeth Y. Chiao, Susan C. Msadabwe, Lilie L. Lin

**Manuscript writing:** All authors

**Final approval of manuscript:** All authors

**Accountable for all aspects of the work:** All authors

## AUTHORS' DISCLOSURES OF POTENTIAL CONFLICTS OF INTEREST

The following represents disclosure information provided by authors of this manuscript. All relationships are considered compensated unless otherwise noted. Relationships are self-held unless noted. I = Immediate Family Member, Inst = My Institution. Relationships may not relate to the subject matter of this manuscript. For more information about ASCO's conflict of interest policy, please refer to [www.asco.org/rwc](http://www.asco.org/rwc) or [ascopubs.org/go/authors/author-center](http://ascopubs.org/go/authors/author-center).

Open Payments is a public database containing information reported by companies about payments made to US-licensed physicians ([Open Payments](http://OpenPayments)).

### Dorothy C. Lombe

This author is a member of the *JCO Global Oncology* Editorial Board. Journal policy recused the author from having any role in the peer review of this manuscript.

### Susan C. Msadabwe

**Consulting or Advisory Role:** Market Access Africa

### Lilie L. Lin

**Research Funding:** AstraZeneca (Inst), Pfizer/Calithera (Inst)

**Travel, Accommodations, Expenses:** AstraZeneca/MedImmune

No other potential conflicts of interest were reported.

## ACKNOWLEDGMENT

The authors would like to thank Chidinma Anakwenze, Lauren Andring, and Han Cun for their contributions as peer research mentors and Mark Chambers, Laurence Court, Grace Smith, Jolyn Taylor, Rebecca Tidwell, and Timothy Yap for their contributions as lecturers.

## REFERENCES

- Adewole I, Martin DN, Williams MJ, et al: Building capacity for sustainable research programmes for cancer in Africa. *Nat Rev Clin Oncol* 11:251-259, 2014
- Hamdi Y, Abdeljaoued-Tej I, Zatchi AA, et al: Cancer in Africa: The untold story. *Front Oncol* 11:650117, 2021
- Sung H, Ferlay J, Siegel RL, et al: Global cancer statistics 2020: GLOBOCAN estimates of incidence and mortality worldwide for 36 cancers in 185 countries. *CA Cancer J Clin* 71:209-249, 2021
- Alemayehu C, Mitchell G, Nikles J: Barriers for conducting clinical trials in developing countries—A systematic review. *Int J Equity Health* 17:37, 2018
- Bowsher G, Papamichail A, El Achi N, et al: A narrative review of health research capacity strengthening in low and middle-income countries: Lessons from conflict-affected areas. *Glob Health* 15:23, 2019
- Kayamba V, Mutale W, Cassell H, et al: Systematic review of cancer research output from Africa, with Zambia as an example. *JCO Glob Oncol* 7:802-810, 2021
- Kirigia JM, Wambebe C: Status of national health research systems in ten countries of the WHO African Region. *BMC Health Serv Res* 6:135, 2006
- Lingwood RJ, Boyle P, Milburn A, et al: The challenge of cancer control in Africa. *Nat Rev Cancer* 8:398-403, 2008
- Adedokun B, Nyasulu P, Maseko F, et al: Sharing perspectives and experiences of doctoral fellows in the first cohort of Consortium for Advanced Research Training in Africa: 2011-2014. *Glob Health Action* 7:25127, 2014
- Kayem ND, Rojek A, Denis E, et al: Clinical REsearch During Outbreaks (CREDO) training for low- and middle-income countries. *Emerg Infect Dis* 25:2084-2087, 2019
- Fish M, Parkes J, Dharsee N, et al: POETIC (Program for Enhanced Training in Cancer): An initial experience of supporting capacity building for oncology training in sub-Saharan Africa. *Oncologist* 24:1557-1561, 2019
- Binagwaho A, Kyamanywa P, Farmer PE, et al: The human resources for health program in Rwanda—New partnership. *N Engl J Med* 369:2054-2059, 2013
- Manabe YC, Namboze H, Okello ES, et al: Group mentorship model to enhance the efficiency and productivity of PhD research training in sub-Saharan Africa. *Ann Glob Health* 84:170-175, 2018
- Odhiambo J, Amoroso CL, Barebwanuwe P, et al: Adapting operational research training to the Rwandan context: The Intermediate Operational Research Training programme. *Glob Health Action* 10:1386930, 2017



15. Ramsay A, Harries AD, Zachariah R, et al: The structured operational research and training initiative for public health programmes. *Public Health Action* 4:79-84, 2014
16. Okello CD, Ddungu H, Omoding A, et al: Capacity building for hematologic malignancies in Uganda: A comprehensive research, training, and care program through the Uganda Cancer Institute-Fred Hutchinson Cancer Research Center collaboration. *Blood Adv* 2:8-10, 2018 (suppl 1)
17. Lopez MS, Baker ES, Milbourne AM, et al: Project ECHO: A telementoring program for cervical cancer prevention and treatment in low-resource settings. *J Glob Oncol* 3:658-665, 2017
18. Stecklein SR, Taniguchi CM, Melancon AD, et al: Radiation sciences education in Africa: An assessment of current training practices and evaluation of a high-yield course in radiation biology and radiation physics. *JCO Glob Oncol* 6:1631-1638, 2020
19. Bump JB, Friberg P, Harper DR: International collaboration and covid-19: What are we doing and where are we going? *BMJ* 372:n180, 2021
20. Kasproicz VO, Chopera D, Waddilove KD, et al: African-led health research and capacity building—Is it working? *BMC Public Health* 20:1104, 2020
21. Franzen SRP, Chandler C, Siribaddana S, et al: Strategies for developing sustainable health research capacity in low and middle-income countries: A prospective, qualitative study investigating the barriers and enablers to locally led clinical trial conduct in Ethiopia, Cameroon and Sri Lanka. *BMJ Open* 7:e017246, 2017
22. Von Hoff DD, Clark GM, Coltman CA, et al: A grant-based experiment to train clinical investigators: The AACR/ASCO methods in clinical cancer research workshop. *Clin Cancer Res* 27:5472-5481, 2021
23. Shah SK, Nodell B, Montano SM, et al: Clinical research and global health: Mentoring the next generation of health care students. *Glob Public Health* 6:234-246, 2011
24. Sawatsky AP, Parekh N, Muula AS, et al: Cultural implications of mentoring in sub-Saharan Africa: A qualitative study. *Med Educ* 50:657-669, 2016
25. Vulpe H, Vanderpuyne V, Yarney J, et al: Design and implementation of a distant-learning clinical research mentorship program: The Accra-Toronto Collaboration. *JCO Glob Oncol* 6:919-928, 2020

