

Article

A-REST (Activity to Reduce Excessive Sitting Time): a feasibility trial to reduce prolonged sitting in police staff

Marsha L. Brierley^{1,2,3*}, Lindsey R. Smith¹, Angel M. Chater^{1,4}, and Daniel P. Bailey^{1,2,3}

¹ Institute for Sport and Physical Activity Research, School of Sport Science and Physical Activity, University of Bedfordshire, Polhill Avenue, Bedford, MK41 9EA, United Kingdom; marsha.brierley@brunel.ac.uk (MLB); lindsey.smith@beds.ac.uk (LRS); angel.chater@beds.ac.uk (AMC)

² Division of Sport, Health and Exercise Sciences, Department of Life Sciences, Brunel University London, Uxbridge, UB8 3PH, United Kingdom; daniel.bailey@brunel.ac.uk (DPB)

³ Centre for Physical Activity, Health and Disease, Brunel University London, Kingston Lane, Uxbridge, UB8 3PH, United Kingdom; marsha.brierley@brunel.ac.uk (MLB), daniel.bailey@brunel.ac.uk (DPB)

⁴ Centre for Behaviour Change, University College London, 1-19 Torrington Place, London, WC1E 7HB, United Kingdom; angel.chater@beds.ac.uk (AMC)

* Correspondence: daniel.bailey@brunel.ac.uk; Tel.: +44 (0)1895 266127

Abstract: The aim of this study was to evaluate the acceptability and feasibility of a theory-derived sedentary workplace intervention (single arm, pre-post design) for police office staff. Twenty-four staff participated in an 8-week intervention incorporating an education session, team competition with quick response (QR) codes, team trophy, and weekly leaderboard newsletters, a self-monitoring phone app, and electronic prompt tools. The intervention supported participants to reduce and break up their sitting time with three minutes of incidental movement every 30 minutes at work. Feasibility and acceptability were assessed using mixed methods via the RE-AIM QuEST and PRE-CIS-2 frameworks. The intervention was highly pragmatic in terms of eligibility, organisation, adherence, outcome, and analysis. It was slightly less pragmatic on recruitment and setting. Delivery and follow-up were more explanatory. Reach and adoption indicators demonstrated feasibility among police staff, across a range of departments, who were demographically similar to participants in previous office-based multi-component interventions. The intervention was delivered mostly as planned with minor deviations from protocol (Implementation fidelity). Participants perceived the intervention components as highly acceptable. Preliminary results showed improvements in workplace sitting and standing, as well as small improvements in weight and positive affect. Evaluation of the intervention in a fully powered randomised controlled trial to assess behaviour and health outcomes is recommended.

Keywords: Sitting; intervention; feasibility; office workers; behaviour change wheel; police; QR codes; activity breaks

1. Introduction

Sitting time at work accounts for a large proportion of total daily sedentary time in office workers [1,2]. Chronic disease risk and all-cause mortality increases with high levels of sitting time [3–6]. As society moves towards increased use of technology and computer work [7], this poses a significant risk to occupational and public health. Interventions to reduce workplace sitting have been effective in reducing sitting by 30 to 120 minutes per workday [8,9] and show promise for improving cardiometabolic health [10]. It is also suggested that sedentary workplace interventions may produce the best results for those most sedentary and most at risk of chronic disease [11]. In a large cross-sectional investigation into the occupational characteristics of British police force employees (n = 5,527), at least 30% were found to hold traditionally sedentary work roles (i.e., desk-based office work)

with a further 30% of individuals unclassified [12]. Police staff and those of lower rank (constable/sergeant) are more likely to have poorer cardiometabolic health profiles than those in higher ranks [13]. Thus, this represents an occupational group that could benefit from an intervention to reduce sitting. Sedentary workplace interventions have previously targeted individual [14–16], environmental [17–20], and/or a combination of individual, environmental, and organisational-level components [21–24]. Multi-component interventions that incorporate individual, organisational, and environmental changes, and environmental interventions that use active workstations are the most effective for reducing workplace sitting [9,25,26]. At present, the evidence quality for environmental-only interventions remains weak and it is unclear how well sitting reductions are sustained over the long term [26,27]. Multi-component approaches are likely to demonstrate greater behaviour effects [28] and are consistent with best practice for complex interventions [29,30]. A systematic review of twenty-one health promotion studies in the police (targeting physical activity, diet, lifestyle, sedentary behaviour or a combination of these) found that multi-component interventions with education and behaviour change components, and interventions that involved peer support, had the most impact on health outcomes [31]. Further investigation into the efficacy of multi-component sedentary workplace interventions with police staff are thus warranted.

To better understand how interventions work and why, improved evaluation methods are required, particularly around external validity [32]. Two frameworks to aid in this evaluation are PRECIS-2 (PRagmatic EXplanatory Continuum Indicator Summary) [33,34] and RE-AIM QuEST (RE-AIM: Reach, Effectiveness, Adoption, Implementation, Maintenance, QuEST: Qualitative Evaluation for Systematic Translation) [35,36]. PRECIS-2 is specifically intended for the feasibility/design stage and helps researchers understand trial effectiveness under usual (pragmatic) conditions. RE-AIM QuEST can be applied to all stages of study design and includes additional items on the generalisability and applicability of trials in specific contexts. Frameworks like RE-AIM QuEST allow a better understanding of additional indicators of success or failure so they can be systematically defined, measured, and addressed for future implementation [37]. The use of both frameworks simultaneously can aid in the consistent reporting of key study characteristics in order to help researchers understand where a study is pragmatic, where is it explanatory, and how best to translate theory into practice [38]. This is particularly important for feasibility work intended to inform the design and execution of larger randomised controlled trials (RCTs).

The primary aim of this study, therefore, was to assess the acceptability and feasibility of an intervention to break up and reduce prolonged sitting time in police staff. The secondary aims were to assess the preliminary effects of the intervention on workplace and total daily sitting, standing, and stepping, as well as cardiometabolic risk markers, psychological wellbeing, mood, work stress, job satisfaction, and work performance.

2. Materials and Methods

2.1.1. Study design and overview

This was a single arm, pre-post, repeated measures feasibility trial conducted in the UK between August 2019 – December 2019. Baseline assessments were carried out \leq 3.5 weeks prior to intervention start. The intervention then ran for 8 weeks. In the final week of the intervention (week 8), device-measured sitting, standing and stepping were assessed. A quantitative (e.g., surveys, device-assessed behaviour, and body measurements) and qualitative (e.g., semi-structured interviews) mixed-methods design was used for data collection and evaluation. Cardiometabolic risk markers, psychological wellbeing, mood, work stress, job satisfaction, and work performance were assessed post-intervention (week 9). See the bottom of Figure 1 for the study timeline. The trial was prospectively registered at clinicaltrials.gov (NCT04053686). The study was approved by the University of Bedfordshire Institute for Sport and Physical Activity Research Ethics Committee (2019ISPAR008) and was performed in accordance with the Declaration of Helsinki for

research involving human participants. A CONSolidation Standards Of Reporting Trials (CONSORT) extension to randomised pilot and feasibility trials checklist [39] is provided in Additional file 1: Supplement 1. A detailed intervention protocol is provided in the Template for Intervention Description and Replication (TIDieR; Hoffmann et al., 2014) in Additional file 1: Supplement 2.

2.1.2. Study setting and recruitment

The study took place at a single site, Bedfordshire police headquarters, in Kempston, UK. The site had a workforce of 2,272 people of which 847 were police staff. Participant offices were located across the worksite, which comprised of a large main building with three floors, a second smaller building, and a modular portacabin office. Satellite offices were not recruited for the study.

Participant recruitment took place August 2019 to October 2019. Suitable departments comprising of ~175 – 200 employees were initially identified by management for invitation via email. The researchers also attended the worksite to set up study information booths to provide potential participants with information about the study and, later, study information posts on the workforce intranet were provided. Figure 1 shows the recruitment flowchart. Workers were encouraged to sign up with colleagues from the same office, but this was not a requirement. Interested individuals were guided through the enrolment process using an online system (Qualtrics Inc., Seattle, WA, USA) where they were provided with an information sheet, screened for eligibility, and gave informed consent.

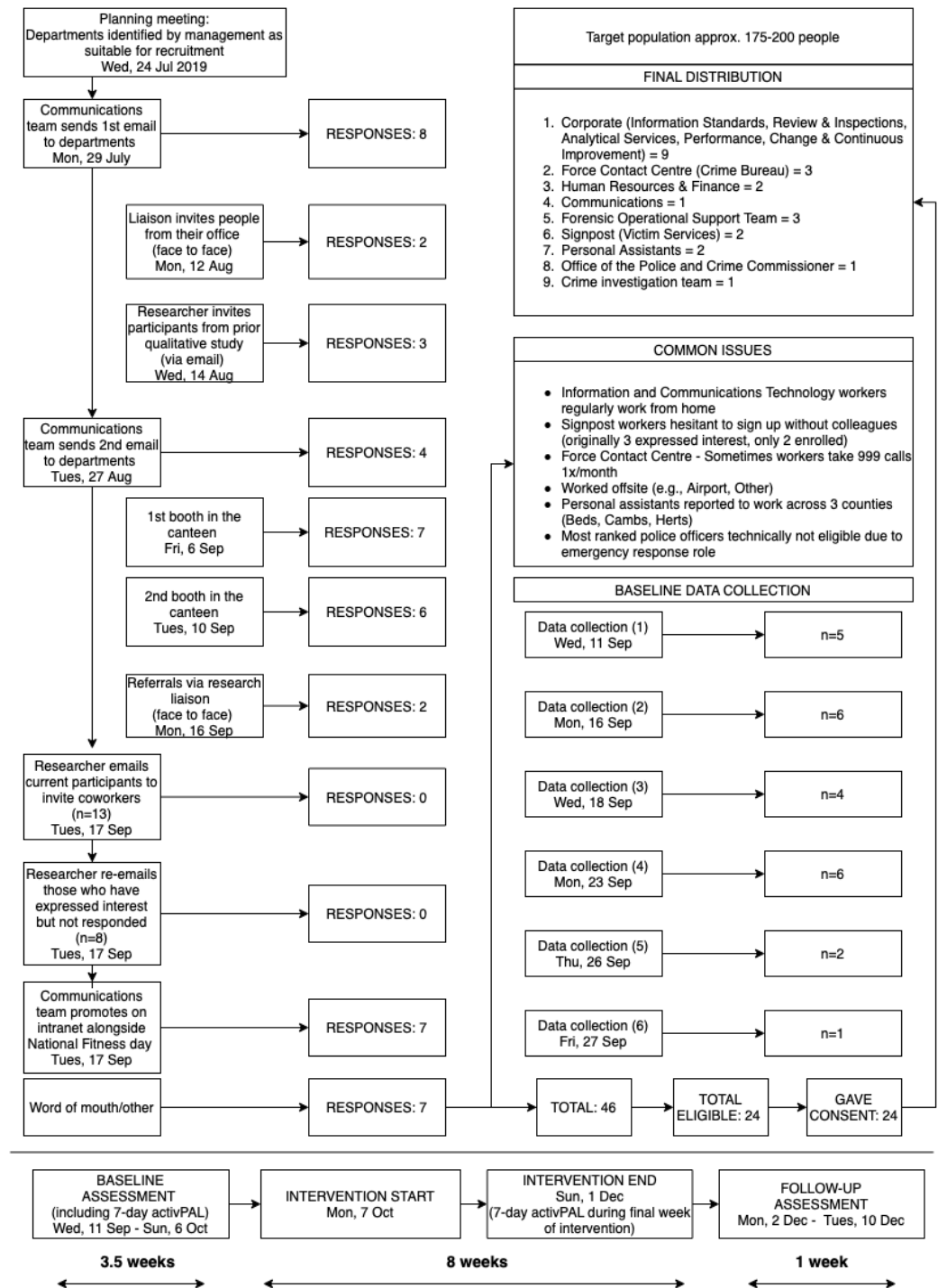


Figure 1. Flowchart detailing the population target, recruitment strategies and response rates, baseline data collection attendance, and study schedule.

2.1.3 Sample size

A sample size in the range of 24 – 50 participants is suggested for feasibility trials [41–43]. Thus, a target of 30 participants was agreed by the research team as this was considered pragmatic and suitable for gathering sufficient data regarding trial feasibility and acceptability of the intervention while allowing for drop out.

2.1.4. Eligibility criteria

Eligible individuals met the following inclusion criteria: ≥ 18 years old; working ≥ 0.6 full-time equivalent hours [23]; ambulatory; predominantly desk-based (self-reported ≥ 5 hours/day seated at work); able to keep a smartphone with them during work hours; and were apparently healthy. Individuals were excluded if they had a planned absence of two weeks or more during the intervention period; had health contraindications to standing or walking; had a planned relocation to another site, office or workplace during the study period; or had personal access to an active workstation.

2.2.1. The A-REST intervention

The A-REST (Activity to Reduce Excessive Sitting Time) intervention was developed using the Behaviour Change Wheel [44]. The eight-week intervention aimed to reduce and break up participants' sitting with 3-minute incidental movement breaks every half an hour at work. Appropriate behaviour change techniques (BCTs) from the BCT taxonomy (v1) [45] were selected using a three-stage process. First, promising BCTs for sitting reduction were identified in a systematic review of office workplace interventions that evaluated effects on cardiometabolic risk markers [10]. Second, police staff were interviewed to identify their capability, opportunity, and motivation for reducing sitting time at work [46]. Third, interviews on the acceptability and feasibility of potential strategies like sit-stand desks with participants who had completed a separate workplace intervention [47,48] guided the APEASE (Acceptability, Practicability, Effectiveness, Affordability, Side-effects, Equity) selection process in the current intervention.

The A-REST intervention supported behavioural change with the following strategies. In the first week, participants attended a 45-minute interactive education session delivered by the lead researcher (MLB). A-REST behaviour change booklets were provided and completed by participants at this time (for details of BCTs and content see Additional file 1: Supplement 3). PowerPoint slides (Microsoft Corporation, Redmond, WA, USA) were presented that exactly corresponded to the pages in the A-REST booklet. Participants were asked to break up their sitting time every 30 minutes at work with 3-minute incidental movement breaks.

A team competition was set up to help them achieve the set behavioural goal. Participants were put into teams and asked to use their smartphone to scan Quick Response (QR) codes located around the worksite to log their individual breaks on workdays. Each scan earned a point for their team. A trophy reward went to the team with the most points each week. Participants were allocated to teams of three based on desk proximity. Three participants who were not in the same office as any other participants were grouped into a team together. Twenty-six QR codes were printed on laminated A5 paper and attached to walls around the site (see Additional file 1: Supplement 4). Participants were asked to log a break from sitting every half an hour with no additional instructions given. During the education session, participants had decided on placement of the QR codes, which resulted in assigning one to every team's office as well as common areas like the canteen, near toilets, and in stairwells. In addition, participants could request a personal QR code card that could fit on their identification lanyard (business card size) to log breaks from sitting during meetings when they felt unable to walk to other QR codes in the building. This was a suggestion from participants during the education session.

Participants received weekly email updates with competition leaderboard standings and tips. Emails were based on a template (see Additional file 1: Supplement 5) and personalised each week by either the research team or a health champion who was a Health and Wellbeing coordinator at the worksite and acted as research liaison for the study.

Participants were asked to download a smartphone app (Rise & Recharge®; Baker Heart & Diabetes Institute, Melbourne, Australia) so they could self-monitor their breaks from sitting. The app provided automatic tracking of breaks from sitting throughout the day. Number of daily breaks achieved were visually displayed in the app as well as weekly and monthly break achievements. This app also allows user to set up prompts in to remind them to break up their sitting time, but this feature was not functional for the

duration of the study. A handout was also provided to participants at the education session with a list of electronic prompts that they could select from (i.e., phone apps, computer prompts, electronic calendar and/or phone timers) to remind them to break up their sitting time at regular intervals. Letters were sent to participants recommending that they refer themselves to their doctor if they had any cardiometabolic risk marker readings outside of recommended National Institute of Clinical Care and Excellence (NICE) guidelines.

Demographic measurements

At baseline, demographic data, body mass index (BMI), self-reported sitting time [49], self-reported physical activity (International Physical Activity Questionnaire short form) [50], and prevalence of musculoskeletal complaints [51,52] were collected using a survey hosted on Qualtrics. The demographic questionnaire included items on age, gender, ethnicity, education, cohabitation status, job role, rank, years in service, hours worked per week, office size, medical conditions (hypertension, high cholesterol and/or high blood pressure), perceived health (self-rated 4-point scale of poor, good, very good, or excellent), smoking status [53] and alcohol status [54]. The average metabolic equivalents of task (METs) were computed for walking, moderate and vigorous physical activity.

2.2. Outcome measurements

2.2.1. Primary outcome – Feasibility

Two frameworks, PRECIS-2 and RE-AIM QuEST, were employed to evaluate trial feasibility. PRECIS-2 assesses how pragmatic an intervention is and helps intervention designers make consistent decisions in line with whether the study is designed to be pragmatic (delivered in a real-world setting) or explanatory (delivered under ideal conditions). PRECIS-2 was used to evaluate the study on nine dimensions (1. eligibility criteria, 2. recruitment, 3. setting, 4. organisation, 5. flexibility-delivery, 6. flexibility-adherence, 7. follow-up, 8. primary outcome, and 9. primary analysis). Each dimension was assessed on a 5-point Likert scale (1=very explanatory to 5=very pragmatic) [33]. This framework has acceptable internal reliability and validity [33,55].

The RE-AIM QuEST framework assesses five key indicators of successful implementation using mixed methods: Reach, Effectiveness, Adoption, Implementation, and Maintenance (see Table 1). Together, these domains describe the representativeness of the setting and participants, engagement with the intervention by setting/site, effectiveness, deviations from protocol, and sustainability. Qualitative post-intervention participant interview quotations were presented to provide specific answers around how and why the intervention worked (or did not work) to change behaviour. Fidelity was planned *a priori* [56] and reported within the 'Implementation' component of RE-AIM (see Table 1).

Table 1. RE-AIM QuEST dimensions with quantitative and qualitative indicators and measures (table adapted from [57]).

RE-AIM dimension	Indicator	Measure
<i>Guiding question(s)</i>		
Reach	<u>Quantitative</u>	<u>Quantitative</u>
<i>Is the intervention reaching the target population? Those most in need?</i>	Absolute number, proportion, and representativeness of eligible individuals who participate	Participation rate = #participating /#eligible Overall retention rate = #completed the study/#enrolled Demographic data frequencies and percentages

		Number (<i>n</i>) and percentage (%) of participants providing all and/or partial data
	<u>Qualitative</u> What explains variation in Reach, number of participants enrolled, and the dropout rate?	<u>Qualitative</u> Semi-structured interviews with participants
	Questions specific to A-REST: What were the motivations for participating in the intervention?	
Effectiveness <i>Does the intervention accomplish its goals?</i>	<u>Quantitative</u> Intervention effects on outcomes	<u>Quantitative</u> Preliminary effects on sedentary behaviour, physical activity, health and wellbeing
	<u>Qualitative</u> What are the conditions and mechanisms that lead to effectiveness? What are the potential adverse side-effects?	<u>Qualitative</u> Semi-structured interviews with participants
Adoption <i>To what extent are those targeted to deliver the intervention participating?</i>	<u>Quantitative</u> Number, percentage, and representativeness of participating settings and providers	<u>Quantitative</u> Uptake = #departments participating/#invited
	<u>Qualitative</u> What affects provider participation?	<u>Qualitative</u> Semi-structured interviews with participants
Implementation <i>To what extent was the intervention consistently implemented?</i>	<u>Quantitative</u> The extent to which the intervention was consistently implemented (and delivered as intended)	<u>Quantitative</u> Device-measured sitting and activity #emails sent
	<u>Qualitative</u> What were the modifications to the intervention and why did they occur? What are the contextual factors and processes underlying alterations to implementation and how to address them?	<u>Qualitative</u> Semi-structured interviews with participants Descriptions of fidelity to protocol (actual versus intended) [56]
	Questions specific to A-REST: Experience of: education session, team competition, Rise & Recharge® app, electronic prompts, other resources not suggested by the intervention, and weekly emails?	
Maintenance <i>To what extent did the intervention become part of routine organisational</i>	<u>Quantitative</u> The extent to which a programme becomes part of routine organisational practices/policies and maintains effectiveness	<u>Quantitative</u> Not assessed quantitatively

<i>practices and maintain effectiveness?</i>	<p style="text-align: center;"><u>Qualitative</u></p> <p>In what form are the components of the intervention or behaviour sustained?</p> <p>Questions specific to A-REST:</p> <p>How, and to what extent, do participants intend to maintain behaviour change?</p>	<p style="text-align: center;"><u>Qualitative</u></p> <p>Semi-structured interviews with participants</p> <p>Worksite board meeting report on sustainability</p>
--	--	--

2.2.2. Secondary outcome – Preliminary effects

This study also investigated preliminary effects on workplace and daily sitting, standing, and stepping, as well as cardiometabolic risk markers, psychological wellbeing, mood, work stress, job satisfaction, and work performance. These measures were taken at baseline and post-intervention (other than sitting, standing and stepping, which were measured during the final week of the intervention).

Sitting, standing, and stepping

An activPAL3 tri-axial accelerometer and inclinometer device (PAL Technologies, Glasgow, UK) was worn for seven consecutive days (24 hours/day) to objectively measure sitting, standing and stepping. The activPAL is waterproof and was worn under the clothes on the midline of the anterior aspect of the thigh attached using a 10 × 10 cm adhesive dressing (Hypafix, BSN medical Limited, Yorkshire, UK). ActivPAL monitors provide a valid and reliable assessment sitting, standing, postural transitions and stepping [58–62]. Participants recorded sleep/waking times, working hours, and non-wear time in a diary to aid with data processing [63]. Data was processed using Processing PAL v1.2 (University of Leicester, UK) and calibrated to waking and working hours from participants' diaries. The algorithm used in the Processing PAL software has been validated among a representative sample of free-living adults aged 35 and older [64]. The algorithm, using a 24-hour wear protocol, automatically classifies activity events recorded by the activPAL into sleep or non-wear and valid or non-valid days [64]. To be included in the analysis, four days of valid wear with a minimum of one non-work day was required [63]. Sleep and times when the device was not worn were excluded from the analysis. A valid day was considered as ≥10 hours of wear time, ≥500 steps, and <95% of time spent in one activity (standing, sitting, walking) [63]. For workdays only, devices had to be worn ≥80% of the time at work and for ≥5 hours of working hours in order to be included in the analysis. The outcome variables generated were time spent sitting, standing, and stepping; number and time spent in prolonged sitting bouts (i.e. sitting bouts ≥30 minutes in duration); number of breaks in sitting; and number of steps. Sitting data are presented as percentage of total work time or percentage of total daily time normalised to an 8-hour workday or a 16-hour waking day, respectively. Results are presented as mean and 95% confidence interval (95% CI) or standard deviation (SD).

Anthropometric, cardiometabolic risk marker, and psychometric measures

Participants completed the following psychological questionnaires: Operational and organisational police stress questionnaires [65]; Warwick-Edinburgh mental well-being scale [66]; positive and negative affect [67], and self-rated job satisfaction and job performance using two single-item questions [68,69]. Height was measured to the nearest 0.1 cm (Leicester height measure; Seca, Hamburg, Germany). Waist circumference was measured halfway between the lowest rib and iliac crest to the nearest 0.1 cm (Seca 201; Seca, Hamburg, Germany). Weight, fat mass and fat-free mass were measured to the nearest 0.1 kg, and body fat percentage to the nearest 0.1% using a bioelectrical impedance device (TANITA BC-418MA Segmental Body Composition Analyzer; Tanita Corp., Tokyo, Japan). The average of three blood pressure measures taken after five minutes' rest was recorded (Omron M5-I; Omron Matsusaka Co Ltd, Matsusaka, Japan). Mean arterial pressure [70] was calculated as:

$$MAP \cong Pressure_{Diastolic} + \frac{1}{3(Pressure_{Systolic} - Pressure_{Diastolic})}$$

Fasted total cholesterol, low-density lipoprotein cholesterol (LDL), high-density lipoprotein cholesterol (HDL), triglycerides and blood glucose were measured via finger prick blood sample using a Cholestec-LDX analyzer (Abbott Laboratories, Chicago, IL, USA). Participants were asked to refrain from caffeine and alcohol for 24 hours prior to these measures being taken.

Post-intervention interviews

Semi-structured interviews were conducted to explore acceptability and feasibility of the intervention after all follow-up measures were taken. Participants were informed of the purpose of the interview and provided verbal consent to participate. Interview questions were designed around the capability, opportunity, motivation-behaviour model (COM-B: Michie et al., 2011; 2014) and adapted from Ojo et al. [71] (see Additional file 1: Supplement 6 for the interview schedule). All participants who completed the study were interviewed ($n=19$), but one recording was lost due to technical issues and is therefore not included in the analysis. Interviews were recorded and transcribed verbatim using Otter.ai (AISense, Inc, Los Altos, CA, USA). Otter.ai transcriptions were checked and corrected for accuracy. Transcripts were de-identified and anonymised prior to analysis.

2.3. Data analysis

2.3.1. Primary outcome – feasibility and acceptability

Participation rates are presented as number (n) and/or percentage (%). The PRECIS-2 tool and RE-AIM QuEST frameworks were used to narratively evaluate intervention pragmatism and feasibility/acceptability, respectively. PRECIS-2 ratings were narratively assessed first by MLB and then discussed and agreed by all members of the research team (LRS, AMC, DPB).

For RE-AIM, recruitment, retention, and missing data rates are quantitatively presented in absolute numbers (n) and percentages (%). Interview transcripts were imported into NVivo software (version 11, QSR International Pty Ltd, Melbourne, Australia). Transcripts were thematically analysed using inductive methods to identify key themes and subthemes [72]. Key themes were 'charted in' to RE-AIM QuEST using framework analysis [73]. Illustrative quotations were used to provide context around the RE-AIM evaluation [74].

2.3.2. Secondary outcome – preliminary effects

For preliminary effects of the intervention, a paired samples t-test was performed to assess changes from baseline to follow-up (with 95% confidence intervals [95%CI]) using SPSS v26.0 (SPSS Inc., Armonk, New York). Missing data were excluded case-wise. Significance was set at a two-tailed alpha level of $p \leq 0.05$. Cohen's d was calculated to describe the magnitude of change [75], with $d \leq 0.2$ considered a small effect, $d = 0.5$ a medium effect, and $d \geq 0.8$ a large effect [76].

4. Results

Participation rates and sample description

Figure 2 shows the flow of participants through the study [39].

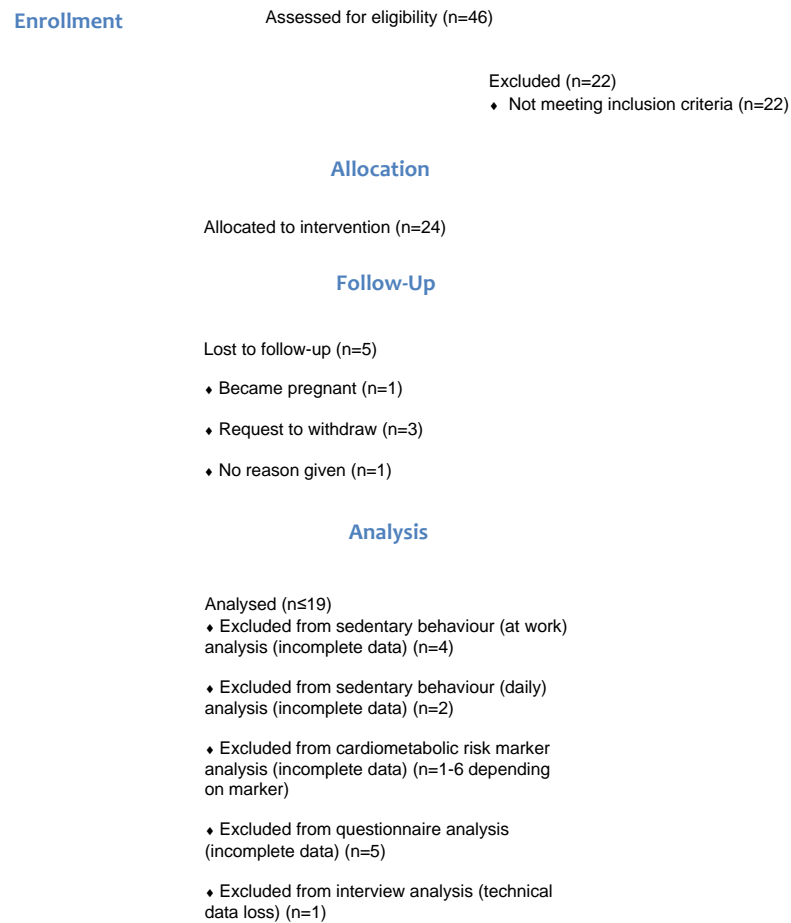


Figure 2. CONSORT diagram showing the flow of participants through the study.

The cohort was predominantly White British (87%), female (79%), non-managers (67%), with an average of 12 ± 11 years in service (see Table 2). Participants worked an average of 38.2 ± 1.9 hours per week on 7.5-hour shifts (range: 7.5 – 12.0 hours).

Table 2. Descriptive characteristics of police staff participants.

Characteristic	All participants (n=24)
Female, <i>n</i> (%)	19 (79)
Age (years), M (SD)	43 (11)
Black and Minority Ethnic, <i>n</i> (%)	3 (13)
Body mass index (kg/m ²), M (SD)	27.6 (5.2)
Married status, <i>n</i> (%)	
Cohabiting	4 (17)
Married or civil status	13 (54)

Single	7 (29)
Education, <i>n</i> (%)	
GCSE or equivalent	9 (38)
Vocational qualifications	2 (8)
A levels / Highers or equivalent	7 (29)
Bachelors degree or equivalent	5 (21)
Postgraduate qualifications and above	1 (4)
Job role (manager), <i>n</i> (%)	8 (33)
Years in service, M (SD)	11.7 (10.8)
Hours worked per week, M (SD)	38.2 (1.9)
Shift length (hours), M (SD)	8.3 (1.4)
Self-rated health, <i>n</i> (%)	
Fair	5 (21)
Good	13 (54)
Very good	6 (25)
Tobacco use, <i>n</i> (%)	
Current smoker	3 (13)
Previous smoker	8 (33)
Smoked daily in the past	7 (29)
Alcohol use score (AUDIT-C), M (SD)	
Women	3.5 (1.7)
Men	6.6 (1.3)
IPAQ weekly METs, M (SD)	1457 (829)
Self-reported sitting time, M (SD)	
Weekdays (hours)	15.5 (6.8)
Weekend (hours)	12.8 (8)
Office size, <i>n</i> (%)	
Cell office (one person per room)	2 (8)
Shared room (2-3 people per room)	2 (8)
Small landscape (4-9 people per room)	3 (13)
Medium-size landscape (10-24 people per room)	7 (29)
Large-size landscape (24+ people per room)	10 (42)

Abbreviations: AUDIT-C = Alcohol Use Disorders Identification Test – Consumption; kg/m² = kilograms per meter squared; M = mean; METs = Metabolic Equivalents of Time, SD = standard deviation.

4.1. Primary outcome – Feasibility and acceptability

4.1.1. PRECIS-2: How pragmatic was the A-REST intervention?

The A-REST intervention was assessed as a largely pragmatic trial according to PRECIS-2 (rated 4±0.9 out of 5) (see Figure 3). The nine domain ratings and their justifications are presented as Domain - Rating (*Guiding question*) followed by the rating justification.

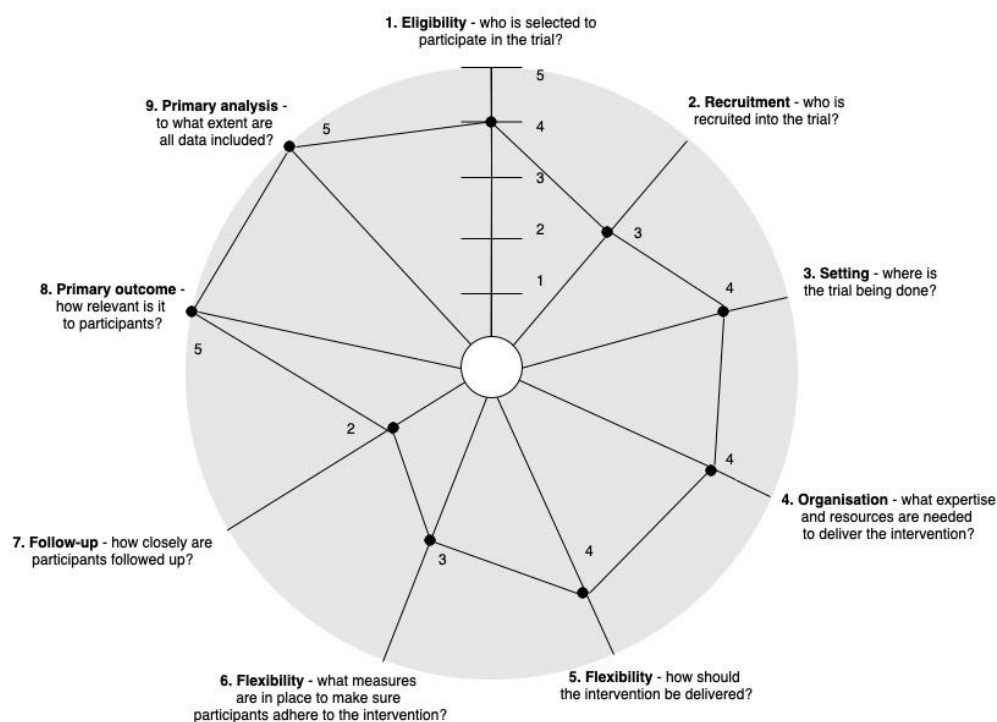


Figure 3. Feasibility evaluation of A-REST intervention according to the PRagmatic Explanatory Continuum Indicator Summary tool [33,34].

1. Eligibility – Rated 4

To what extent are the participants in the trial similar to those who would receive this intervention if it was part of usual care?

This study's sample characteristics (e.g., age, sex) were comparable to other sedentary workplace interventions [8–10]. Intervention participants were largely representative of the type of individual who would receive this treatment if it was usual care, namely, police staff. A higher proportion of women (79.2%, $n=19$) than men participated in the study, which was a greater representation than in the total staff population at the organisation (~64.0%). Also, 12.5% of participants ($n=3$) in this study were of Black and Ethnic Minority (BME) backgrounds, which was a greater representation than in the police staff population (5.3%). Due to self-selection and the fact the trial was conducted at only a single site, the rating was lowered one point to 4.

2. Recruitment – Rated 3

How much extra effort is made to recruit participants over and above what would be used in the usual care setting to engage with patients?

Several recruitment efforts including targeted emails, management assistance, booths in the canteen, and multiple intranet postings were made to recruit participants. This would be over and above that which would be expected in a usual care scenario if it was run internally by the police force. However, emails and intranet postings were not onerous and the Force already employs a Health and Wellbeing coordinator who could support these activities.

3. Setting – Rated 4

How different are the settings of the trial from the usual care setting?

The trial was conducted in a range of departments and offices where police staff work. However, it was only conducted in one constabulary site.

4. Organisation – Rated 4

How different are the resources, provider expertise, and the organisation of care delivery in the intervention arm of the trial from those available in usual care?

The intervention is likely to be relatively easily transferable into practice with minimal training of providers and by automating certain aspects of the intervention e.g. the sitting breaks competition.

5. Flexibility of delivery – Rated 4

How different is the flexibility in how the intervention is delivered and the flexibility anticipated in usual care?

The intervention was flexible and potentially scalable. QR codes can be placed wherever is useful within an organisation and the leaderboard can be automated in future. The intervention can be delivered by an in-house provider with minimal training.

6. Flexibility of adherence – Rated 3

How different is the flexibility in how participants are monitored and encouraged to adhere to the intervention from the flexibility anticipated in usual care?

The intervention is not as flexible as it could be because of the person power required to run the competition, compile the leaderboard, and send out emails each week, which would be over and above usual practice. Automation of the leaderboard and weekly emails would improve flexibility.

7. Follow-up – Rated 2

How different is the intensity of measurement and follow-up of participants in the trial from the typical follow-up in usual care?

Some of the trial measurements differ and may need adding or adapting to usual care (e.g. activity monitoring, some health outcomes), thus making the trial more explanatory.

8. Primary outcome – Rated 5

To what extent is the trial's primary outcome directly relevant to participants?

The expected primary outcome for a main trial (workplace sitting) was perceived to be highly relevant to individuals in the current study.

9. Primary analysis – Rated 5

To what extent are all data included in the analysis of the primary outcome?

The intervention was designed to be feasible in a large population, thus in future trials, intention-to-treat analyses using all available data would be advised.

4.1.1. Reach, Effectiveness, Adoption, Implementation, and Maintenance (RE-AIM)

Reach

Recruitment and retention rates are presented in Figure 1. About one quarter ($n=46$) of target participants ($n=175-200$) expressed interest in the study, with half of these meeting eligibility requirements and enrolling ($n=24$). Thus the intervention had a conservative estimate of reach of 12%. The Communications team posted the study on the Force intranet (potentially viewable to all employees) towards the end of recruitment to boost numbers. This strategy appeared to prompt employees from the originally targeted population into registering their interest nearly two months after the recruitment process began.

Effectiveness

This domain of RE-AIM was not relevant for this feasibility study, but preliminary effects on secondary outcomes are reported below to help inform the efficacy of the intervention that could be evaluated in a full RCT.

Adoption (by people who deliver the programme)

Eleven departmental managers at the organisation were contacted by the research liaison. All gave permission for their employees to be approached to participate in the intervention.

Adoption (by settings)

Adoption by departments was mixed at the single site level. Nine out of eleven (82%) departments initially contacted for recruitment participated, although a third of these were represented by only one employee (see Figure 1 – recruitment flow chart). The two departments that did not have any employees volunteer to take part were Information and Communication Technologies and the Resource Management Unit. This was due to these workers working primarily at home and/or away from headquarters the majority of the week (in satellite offices, for example).

Implementation (by people who deliver the programme)

It was originally intended that one participant from each office team would volunteer as a health champion in order to personalise and send the weekly intervention support emails. The small teams of three were not conducive to this approach, thus the research liaison (who was not a participant in the study, but who did sit in one of the participating offices), was asked to perform the role. Due to the time requirement, the liaison was only able to personalise two of the eight emails and only the first of the eight emails was sent to participants by the liaison (low fidelity to protocol). The remaining emails were sent to participants by the research team.

Implementation (individual)

Education session

To accommodate varying work shift patterns and availability, the education session was offered at four different times over four days during week one of the intervention. Five participants were unable to attend any education sessions and were thus hand-delivered the A-REST booklet and education session materials (a handout with suggestions for electronic prompt tools) by the research liaison. For those who attended, the educational lecture was delivered as intended and appeared useful for providing information about health consequences:

“I was surprised by the basis for it. How detrimental the sitting, excessive sitting is. I hadn't really thought about it.” (P5)

A-REST booklet

The booklet was completed by participants as intended during the education session, but it was not particularly memorable as indicated during the interviews; the education session itself was remembered better. Participants generally found the booklet useful, but most did not use it beyond the education session:

“It was probably more useful going through it in a big group. I thought that was quite good in that but honestly, I didn't refer to it afterwards.” (P1)

Participants who did not attend an education session most likely did not complete the booklet. Managers stated that they participated in the study to demonstrate solidarity with employees:

“To be honest, it [the booklet] wasn't overly relevant. Just because of what I've said earlier I was mostly more focused on the health bit and making sure the organisation are taking part rather than myself.” (P17)

Electronic prompts

To begin with, implementation of some intervention components had to be adapted due to security permissions. For example, because free computer prompting software options were open source, it was not possible to use these in a high security setting, and there was neither the time nor the resources to procure closed source software. The intervention was adapted by instructing individuals to choose from a selection of electronic prompts available on their phone or computer (e.g., phone app, recurring calendar appointment, or alarm). It was hypothesised that if the participant chose their preferred mode of prompting, they would be more likely to engage with it. Engagement

with the prompts varied based on the individual but according to the interviews, the majority of participants used a prompt tool or were prompted to break up their sitting by their colleague's prompt tool or behaviour:

"I think having several people in the office did, it really helped because as I said, especially those that are more regimented and sat at their desk, they would have an alarm set. They would get up every, so, literally one person would get up and all of us would go, 'It's time!' and follow each other up." (P14)

Over time, participants began to anticipate the prompt showing improved awareness of time spent sitting:

"As time went on, I kind of got used to it and then I was looking for it, even before it pinged, if you know what I mean. But, and I think the QR code really helped in like giving you a reason to get up." (P8)

QR codes

Participants indicated that the most frequently used QR codes were those located within their respective offices:

"Just it [the office QR code] was the closest by. I did use the one in the canteen a few times. And I used the one that I had on the card as well for like the meetings." (P9)

Evidence of behaviour patterns emerged; for example, a couple of participants regularly walked during their breaks and would scan the same QR codes in the order that they passed them. Participants still found it challenging to take breaks and/or stand during meetings:

"Yeah, I'll have a meeting and, well, we said this before about maybe standing up, but yeah in practice it doesn't work so much." (P4)

Competition

The competition helped make the taking of breaks acceptable because of the team-based nature of it:

"I like that camaraderie that, 'Let's do it together. Let's motivate each other.'" (P15)

A complaint of cheating made in a joking manner over email was explored by the research team in the second week:

"They cheated! ☺" (P9)

QR code break logs checked by the researcher (MLB) confirmed that two participants were repeatedly logging breaks less than 30 minutes apart. Once the pattern was detected, the decision was made to cap the number of breaks a participant could claim based on their working hours that day (i.e., 16 breaks in an 8-hour workday). The competition also had to be altered due to the very high and very low engagement of certain teams. It was felt that large discrepancies in points between these teams would lead to amotivation among low engagers and therefore the decision was made to average the team points based on participating individuals within the team each week. Interviews revealed that there were occasional issues around internet connectivity and specific devices that affected their ability to log their sitting breaks:

"Sometimes mine didn't register. Because I was going to scan it and I thought I couldn't connect, particularly downstairs. Or sometimes, my phone's not brilliant, it wasn't connecting to wherever it should connect, so it'd scan but then it gets stuck." (P4)

Emails

Participants reported looking forward to the emails each week in large part due to finding out the leaderboard standings:

"Yeah I liked that. I think that was good and everybody was like, 'Oh, [colleague's name] you've won again on that team. ((laughs)) Something like that that's fine, you know, a little bit of fun isn't it? And a little trophy. 'Oh yes, we've got the trophy'. Yeah so that was good." (P18)

No adaptations were made to the intervention apart from the research liaison adding a personalised message in weeks one and five. Participants did not feel the presence or absence of management's involvement with the emails impacted how they perceived the message, nor did it affect their engagement with the rest of the intervention. It was generally remarked that they felt supported by the organisation:

"I think it's always good to see little messages and things. That little extra inspiration or something." (P18)

Rise and recharge® app

Most participants reported downloading and engaging with this sitting break tracking smartphone app:

"I quite like the way it laid out like the colours and the circles and things. Quite visual it was easy to see how you've done in the day." (P13)

Importantly, the app only gave feedback on break behaviour. The optional prompting function was not operational throughout the entirety of the study and thus was not used by participants for this purpose. An issue that was sometimes reported was accuracy, but it was unclear if this was due to app performance or participants taking breaks without their phone:

"I did wonder whether it was that accurate because there were some times where I swear I'd got up and it hadn't registered. And I think in that sense, the biggest problem that I had, 'cos I don't really have pockets in my trousers, so I'll just have my phone on my desk so if I do just nip to the toilet or something, I'd often forget to take the phone with me." (P13)

Study measurements

Referral letters were provided after baseline measures to participants with cardiometabolic risk marker readings outside of NICE health guidelines ($n=13$). A couple of participants remarked on receiving the letters, stating that they impacted their other health behaviours like nutrition and health seeking behaviour:

"My cholesterol was better [at the end] which I was a little bit worried about. And so I did make some dietary changes as well. [...] probably, after I received my letter about my cholesterol. So then I decided to just make a few changes." (P10)

"It's [my cholesterol's] gone down. So I did have some blood tests last week. So I did show that letter, that is the email that you sent me, I printed it out about my cholesterol. [...] Then they were doing like a full body MOT [health] check." (P12)

Maintenance (by individuals)

No follow-up was planned after the intervention had ended. In post-intervention interviews, participants discussed their plans for maintenance which included continuing to take frequent breaks from sitting, although sometimes at a lesser frequency, but also attempting/continuing with other healthy behaviours such as making use of sit-stand hot desks, improving their diet, and discussions around forming a walking group:

"I don't think I will do half an hour. I would definitely try and do it in within an hour to be able to get up and go do something. Yeah, I think that would work better for me." (P12)

"That's something I've been doing with the up and down-y desks. A lot more is standing up and doing the shift." (P1)

New sitting break habits were established in just eight weeks to the point that one person earned the nickname 'tea boy' as he often got up to make drinks for colleagues:

"Generally, I'll make sure, as I say, I'm making coffee every hour and a half, at least. I'll be up doing that and obviously taking breaks in between then, so yeah, that is definitely more of a habit." (P1)

Others were regretful that they had not done more initially to form new habits:

"I mean I would like to [continue] however, in reality, I probably should have bought into the kind of psychological techniques that you suggested early on... largely because of the kinda the extra strain that I was under." (P12)

Maintenance (by the organisation)

Long term follow-up was not assessed in this feasibility trial, however, feedback from the police Health and Wellbeing Board in February 2020 indicated that the police force would like to consider continuing with the QR code competition as routine practice.

4.2. Secondary outcomes

4.2.1. Changes in sitting, standing and stepping at work

There were significant differences from baseline to end of intervention including decreased total sitting time by 17.65 minutes, decreased percentage of workday spent sitting by 3.68%, and increased standing time by 15.49 minutes with medium effect sizes (see Table 3). Percentage of time spent in prolonged sitting bouts decreased significantly by 13.32% with a corresponding significant reduction in time spent in prolonged sitting bouts by 63.95 minutes/work shift; these differences had large effect sizes. The number of prolonged sitting bouts also significantly decreased by 0.96/work shift with a medium-large effect size and the number of sit-upright transitions significantly increased by 3.70 with a medium effect size. Stepping time and number of steps per shift did not differ significantly between baseline and end of intervention.

Table 3. Changes in sitting, standing, and stepping at work (normalised to an 8-hour workday) from baseline to end of intervention ($n=15$).

Variable	Baseline		Post inter- vention		Mean dif- ference	95% CI	<i>p</i>	Effect size
	mean ($n=15$)	95% CI	mean ($n=15$)	95% CI				
Sitting time (mins)	399.21	379.29, 419.14	381.56	358.78, 404.34	-17.65	-34.17, -1.13	0.04*	0.46
Sitting time (%)	83.17	79.02, 87.32	79.49	74.75, 84.24	-3.68	-7.12, -0.24	0.04*	0.46
Standing time (mins)	52.86	36.84, 68.89	68.36	48.15, 88.56	15.49	1.87, 29.12	0.03*	0.47
Standing time (%)	11.01	7.67, 14.35	14.24	10.03, 18.45	3.23	0.39, 6.07	0.03*	0.47
Time in sitting bouts ≥ 30 mins (mins)	249.85	218.99, 280.71	185.89	135.72, 236.07	-63.95	-98.59, -29.31	0.00*	0.85
Time in sitting bouts ≥ 30 mins (%)	52.05	45.62, 58.48	38.73	28.27, 49.18	-13.32	-20.54, -6.11	0.00*	0.85
Number of sitting bouts ≥ 30 mins	4.70	4.25, 5.14	3.73	2.78, 4.69	-0.96	-1.80, -0.12	0.03*	0.72
Number of sit-upright transitions	22.81	19.55, 26.08	26.51	23.27, 29.76	3.70	1.39, 6.02	0.00*	0.63
Stepping time (mins)	27.92	19.52, 36.33	30.08	22.45, 37.71	2.16	-6.64, 10.96	0.61	0.15
Number of steps	2592	1,689, 3,495	2711	1,848, 3,574	119	-831, 1,069	0.79	0.07

Abbreviations: CI = confidence interval, mins = minutes.

Note: The analysis was conducted using 15 complete datasets (activPAL data provided both at baseline and follow-up) as missing data were excluded case-wise.

4.2.2 Changes in daily sitting, standing, and stepping

There were no significant changes in any daily sitting, standing or stepping variables from baseline to end of intervention (see Additional file, 1: Supplement 7).

4.2.3 Changes in anthropometric and cardiometabolic risk markers

The data for these variables is presented in Table 4. There were no significant changes from baseline to post-intervention in any anthropometric or cardiometabolic risk outcomes apart from a significant 0.86 kg reduction in body weight (trivial effect size).

Table 4. Changes in anthropometric and cardiometabolic risk markers from baseline to post-intervention.

Variable (units)	<i>n</i>	Baseline		Post-intervention		Mean difference		<i>p</i>	Effect size
		mean	95% CI	mean	95% CI		95% CI		
Waist circumference (cm)	19	88.21	82.44, 93.98	87.77	76.12, 99.42	-0.44	-2.05, 1.17	0.57	0.04
Weight (kg)	19	78.47	69.98, 86.95	77.61	57.82, 97.40	-0.86	-1.68, -0.03	0.04*	0.05
Body Mass Index (kg/m ²)	19	27.59	25.15, 30.03	27.34	20.44, 34.25	-0.25	-0.75, 0.25	0.32	0.05
Body Fat (%)	19	34.24	29.83, 38.65	33.77	19.24, 48.30	-0.47	-2.35, 1.41	0.60	0.05
Fat Free Mass (kg)	19	51.17	45.34, 57.01	50.97	29.67, 72.27	-0.20	-1.53, 1.13	0.76	0.02
Systolic Blood Pressure (mmHg)	19	125.42	117.39, 133.45	124.81	89.27, 160.34	-0.61	-5.70, 4.47	0.80	0.04
Diastolic Blood Pressure (mmHg)	19	83.44	77.77, 89.11	82.93	57.95, 107.91	-0.51	-4.74, 3.72	0.80	0.05
Resting Heart Rate (bpm)	19	65.12	58.46, 71.78	63.46	35.41, 91.50	-1.67	-7.54, 4.21	0.56	0.13
Total Cholesterol (mmol/L)	18	4.94	4.43, 5.45	4.90	2.95, 6.86	-0.03	-0.41, 0.34	0.86	0.04
HDL cholesterol (mmol/L)	19	1.51	1.21, 1.80	1.52	-0.20, 3.24	0.01	-0.14, 0.16	0.86	0.02
Triglycerides (mmol/L)	19	1.13	0.77, 1.49	1.18	-1.13, 3.49	0.05	-0.19, 0.29	0.65	0.07
LDL cholesterol (mmol/L)	13	3.00	2.39, 3.62	2.74	-0.14, 5.63	-0.26	-0.67, 0.16	0.20	0.30
Non-HDL cholesterol (mmol/L)	16	3.56	3.03, 4.09	3.45	0.27, 6.62	-0.11	-0.48, 0.25	0.52	0.12

Glucose (mmol/L)	19	4.95	4.69, 5.22	4.75	2.91, 6.59	-0.20	-0.45, 0.04	0.10	0.41
Mean Arterial Pressure (mmHg)	18	97.42	91.22, 103.61	96.89	42.11, 151.66	-0.53	-4.77, 3.71	0.80	0.04

Abbreviations: kg = kilograms, cm = centimetres, m = metres, mmHg = millimetres of mercury, bpm = beats per minute, HDL = high density lipoprotein, mmol/L = millimoles per litre, LDL = low density lipoprotein, CI = confidence interval.

4.2.4 Changes in affect, wellbeing, stress, job satisfaction and job performance

Positive affect significantly improved from baseline to post-interventions with a large effect size (see Table 5). No other survey measures changed significantly.

Table 5. Changes in affect, wellbeing, occupational and organisational stress, job satisfaction and job performance from baseline to post-intervention ($n=19$).

Variable	Baseline		Post-inter- vention		Mean dif- ference	95% CI	<i>p</i>	Effect size
	mean	95% CI	mean	95% CI				
Positive affect	28.84	25.14, 32.55	32.47	29.69, 35.25	3.63	0.89, 6.37	0.01	0.87
Negative affect	14.32	11.66, 16.97	14.47	11.98, 16.96	0.16	-1.74, 2.06	0.86	0.04
Wellbeing	48.58	45.58, 51.58	49.89	47.31, 52.47	1.32	-1.39, 4.02	0.32	0.20
Occupational stress	34.37	26.70, 42.04	34.47	28.51, 40.43	0.11	-8.11, 8.32	0.98	0.01
Organisational stress	41.53	30.25, 52.81	44.74	32.04, 57.44	3.21	-7.44, 13.86	0.54	0.17
Job Satisfaction	5.05	4.48, 5.62	5.16	4.65, 5.67	0.11	-0.32, 0.53	0.61	0.10
Job Performance	5.47	5.01, 5.93	5.63	5.23, 6.03	0.16	-0.13, 0.45	0.27	0.18

5. Discussion

5.1. Feasibility and acceptability of the intervention

Pragmatism

Most aspects of the study, according to the PRECIS assessment, were pragmatic as it was deployed under usual conditions at the participating organisation with participants who may be representative of typical police staff workers [13,77]. This demonstrates that a multi-component intervention with an education session, QR code competition, electronic prompts, and weekly emails, was realistic for this population and setting. The higher proportion of women in the present study (than that in the overall study site) may be because women are more likely to self-select for sedentary workplace interventions [8–10]. Additionally, 12.5% of the participants in this study were of BME backgrounds, which was greater than the BME representation in the general police staff population at Bedfordshire. During recruitment, participants were encouraged to sign up with colleagues in the same office because of the team-based component. Thus, in terms of eligibility, the social support aspect of the study recruitment and intervention might partly explain the over-

representation of these groups. However, given the small sample size of the present study, further research is needed to determine if a teams-based approach is beneficial for inclusive recruitment and retention efforts. Pragmatically, intervention designers could consider using small teams-based interventions to take advantage of the potential to attract colleagues from under-represented groups. Future trials should also consider using stratified sampling and recruitment efforts to reflect the demographic makeup of the workforce.

This is the first multi-component intervention aiming to reduce and break up sitting by implementing a team-based QR code competition. Interventions where entire worksites, offices or floors of a building participate together has been found to encourage social support [78] and beneficially impact workplace social dynamics to facilitate behaviour change [79]. Specific to police, a competitive social environment has been found to promote camaraderie and increase morale in an intervention to reduce sitting time and increase physical activity [80]. Qualitative accounts in the present study suggest that the QR code team competition and localised prompts where employees got up together were key drivers for behaviour change. In developing the A-REST intervention, it was identified that a team-based intervention with shared goals around sitting reduction would help address a workplace culture synonymous with sitting [46]. Furthermore, a review of health promotion strategies (targeting a range of behaviours such as physical activity, sedentary behaviour, diet, and others) in the police found that multi-component interventions with a peer support component beneficially impacted more health outcomes (e.g., blood pressure, stress, tobacco use) compared to those without peer support [31]. From a pragmatic standpoint, the competition and other intervention components were flexible and potentially scalable. QR codes can be placed wherever is useful within an organisation and the leaderboard can be automated to make it more pragmatic. The competition can be delivered by an in-house provider with minimal training. It is thus recommended that interventions to reduce and break up sitting in police staff include a competitive, team-based component, and that QR codes be considered as a pragmatic strategy.

Reach

Recruitment in the police workplace required an agile and responsive approach with a reach of 12%. This figure is reasonably comparable to other sedentary workplace interventions [21,79,81–84]. One of the challenges in comparing studies is that the RE-AIM framework has not been formally used in the literature to evaluate sedentary workplace interventions, although elements of reach, effectiveness, adoption, implementation, and maintenance have been reported to varying degrees [32]. Reach in the police setting appeared to be typical of sedentary workplace interventions and the use of a targeted strategy for identifying suitable departments and employees was feasible and thus recommended for future interventions in this target group.

Adoption

Adoption rates showed that the intervention was feasible across a range of police staff and departments, although uptake was low in some departments. This could be due to eligibility criteria limiting the participation of part-time workers, those with active/mobile duties, and those who work across different office sites during the week. The study could be made even more pragmatic by allowing all employees who believe they sit too much at work to participate. When scaling up, intervention designers should understand the adoption implications of an explanatory versus pragmatic approach if they wish to reach those most in need. Increasing adoption in police staff may require a more inclusive set of eligibility criteria.

Implementation

Qualitative perceptions around engagement with the intervention found that frequent short breaks in sitting were feasible to implement and acceptable to participants. This is important because productivity concerns can be a barrier for police staff in reducing and breaking up their sitting time [46]. In addition, the sitting breaks competition was well-received by participants and appeared to be feasible for use across different depart-

mental offices. Receiving the emailed leaderboard standings every week was highly motivating for the participants. Electronic prompts were also effective for improving awareness of time spent sitting and for reminding participants to take a break from sitting to the point where individuals were anticipating the prompt. When implementing electronic prompts, participants demonstrated individual preferences for a range of options including phone alarms, calendar reminders, and smartphone apps. These results add to the growing number of sedentary behaviour intervention studies tailoring interventions to individual preferences, while still delivering a core set of BCTs [85,86]. Furthermore, the current study's findings align with previous evidence supporting the use of self-monitoring tools for reducing sitting [e.g., 67,88]. The use of a QR code competition, individualised electronic prompts, and a self-monitoring phone app were found to be acceptable for supporting behaviour change and these should be considered for scaling up this kind of intervention.

Participants expressed appreciation for the organisational support demonstrated by personalised weekly emails sent out by management. However, management did not realistically have the time to write and send personalised messages every week. A pragmatic solution would be to ask management to brainstorm a range of short, personalised messages at the outset of the intervention (perhaps as part of the education session), which could be transferred onto the email template and scheduled for automated delivery each week. This pragmatic approach should be considered when scaling up interventions that utilise organisational support in this way.

Unintended effects

Data collection was identified as providing unintended BCTs for some participants, such as Monitoring of behaviour by others without feedback, Monitoring without feedback, and Biofeedback. Repeated measurements may influence participants' motivation [88]. Doctor self-referral letters were provided to half of the study participants, which may have made those individuals more aware and motivated to change their sitting behaviour. Spill-over effects were noted by participants positively impacting nutritional intake and other health seeking behaviours (unintended BCTs: Information about health consequences, Salience of consequences, Feedback on outcomes of behaviour, Prompts/cues, Incompatible beliefs and Comparison of outcomes). The present study extends knowledge in relation to how data collection procedures may deliver unintended BCTs. Future studies should consider if the delivery of unintended BCTs could differentially affect behavioural outcomes of both control and treatment study arms.

Maintenance

Maintenance was not evaluated in this feasibility trial. However, management feedback to the research team revealed that the QR codes were still present in the organisation two months after the trial and that there were plans to investigate how the organisation could make the competition routine practice. Participants talked about continuing with their new sitting habits and starting up a walking group. Long term follow-up of individual and organisational maintenance behaviours should be evaluated in a full-scale trial.

5.2 Preliminary effects of the intervention

In the present study, sitting time at work significantly reduced from baseline to end of the intervention. Sitting appeared to be replaced predominantly with standing time. According to interviews the most frequently accessed QR codes were those in participants' offices, thus, they did not have to walk far and may have spent most of their break time standing. Interventions targeting (and reporting on) sitting time outcomes are understudied in the police and it is therefore difficult to make comparisons. The PAW-Force trial [80], a 12-week mobile health (mHealth) intervention in British police officers and staff, involved the use of a Fitbit® activity monitor and 'Bupa Boost' smartphone app to deliver individual components (e.g., behavioural goal-setting, self-monitoring), as well as social components (e.g., social comparison, competition, social support). However, the intervention did not lead to changes in sitting time (even after a further 5 months of optional

use) [80]. Other studies where standing has largely replaced sitting time have used sit-stand desks [22,28,69,79,89]. Where sit-stand desks are not provided, interventions often incorporate step count competitions leading to sitting being replaced with stepping (or walking) [68,82,90]. In prompt-only interventions (when neither step challenges nor sit-stand desks have been provided) studies have had mixed success in reducing sitting time [22,91,92]. A full-scale trial is needed to evaluate the effectiveness of the present study's multi-component intervention, which did not incorporate sit-stand desks or a step challenge, for reducing and breaking up sitting in police staff.

There were limited effects of the intervention on cardiometabolic risk markers, although body weight decreased by 0.86 kg on average. The timeframe of eight weeks in the present study may not have been sufficient to achieve improvements in other cardiometabolic risk markers. Sedentary workplace interventions have been found to show promise for improving cardiometabolic risk markers, but reviewed studies suffer from small sample sizes, low quality, and inconsistencies across risk markers assessed and outcomes achieved [10]. Short term studies (≤ 3 months) indicate that cardiometabolic risk marker change is possible but measures taken are inconsistent [10]. It is difficult to draw conclusions about longer term studies (≥ 12 months) as not many have been published. Stand up Victoria! found improved cardiometabolic risk scores in the after 12 months [23]. Though in this instance, group differences were due to control group worsening over time [23]. Thus sustained sedentary behaviour change may beneficially impact employees by maintaining present health and preventing worsening [23]. Another long-term study indicated that diabetic/pre-diabetic participants may receive the most benefit when they experienced improved blood glucose, glycated haemoglobin, triglycerides, LDL cholesterol, systolic blood pressure, and body composition after 12 months. Longer term studies that are adequately powered for detecting cardiometabolic risk marker changes are warranted.

Positive affect improved from baseline to end of intervention in the present study. This is consistent with the multi-component SMARt Work intervention [69] which reported improvements in psychological wellbeing in response to reductions in sitting. There did not appear to be any preliminary effects of the present intervention on work-related outcomes. This is in contrast to SMARt Work which found improvements in job performance, work engagement, occupational fatigue, and sickness presenteeism over the short (3 months), medium (6 months), and long term (12 months) [69]. In the police setting, Buckingham et al. (2020) found no improvement in work-related outcomes (absenteeism, presenteeism, and productivity) but this may be because no sitting changes were observed in the short (3 months) or long term (8 months). The present feasibility study was not powered to detect statistical changes in cardiometabolic risk and psychometric outcomes. The effects of the intervention on these outcomes should thus be evaluated in a fully powered RCT to confirm its appropriateness for promoting occupational health and workplace performance.

5.3 Strengths and limitations

A limitation of the study was the single-arm repeated measures design. A control group would have provided greater external validity for preliminary behavioural and health effects. Thus, generalisability for other sedentary occupational groups is limited. Furthermore, the intervention was only conducted at a single worksite at Bedfordshire police. Though other feasibility and pilot studies have taken a similar approach for evaluating acceptability and preliminary outcomes [68,79,93,94]. There are forty-three police forces in England and Wales employing over 76,000 police staff [95], thus there is potential to reach a greater number of sedentary workers should the intervention be scaled up [69]. A further limitation was that participants self-selected for the intervention leading to possible bias in the results [94]. Information was not captured on characteristics of those not participating thus it is not possible to determine the level of selection bias in this study. In scaling up, it is recommended to capture this data and assess potential selection bias. A strength of the study was that it was conducted under real-world conditions, providing

high ecological validity around the acceptability and feasibility of the intervention in a police setting [80].

The study had acceptable compliance on preliminary outcome measures, however a limitation of the findings is that the timing of fingerprick blood sampling was not standardised at data collection timepoints. HDL cholesterol, for example, can potentially be affected, although minimally, by recent food intake [96]. The present study did attempt to control for this by asking participants to fast prior to measurements and by scheduling data collection for the morning. Recently, however, a non-fasting lipid profile has been recommended given the improved convenience to patients and researchers, and the limited evidence that it impacts on cardiovascular risk prediction [96].

As feasibility and acceptability of the intervention were the primary outcomes of this study, the limitations of this study design were balanced by the greater amount of quantitative and qualitative data provided on the intervention experience [9]. Another strength was the use of a validated, thigh-worn tri-axial accelerometer device for measuring sitting, standing and stepping. Self-report measures may be subject to response bias and underestimate sitting time [97,98], and waist-worn, uniaxial accelerometers are limited in their ability to distinguish between different postures [99]. A limitation, however, when processing the activPAL device was that wake and work times were self-reported by participants and therefore may not accurately reflect true timings [68]. Wearing the device may have also influenced behaviour although the recommended guidelines for processing the data were followed (which removed the first day of wear, for example) [63], thereby hopefully minimising contamination [69]. A further limitation is that the study was not powered for preliminary outcomes such as sitting, standing and stepping, nor cardiometabolic risk markers, nor psychometric questionnaires. Thus, caution should be exercised when interpreting the results. A strength of the study, however, was that all preliminary outcome measurements were assessed as feasible and acceptable in police staff. The short-term nature of the study means however that feasibility and acceptability of the intervention over the long term remain a limitation.

The main strength of this study is the comprehensive, mixed-methods assessment of feasibility and acceptability using the standardised PRECIS-2 and RE-AIM QuEST frameworks. This is the first study, to the authors' knowledge, that has used both frameworks simultaneously to comprehensively assess a sedentary workplace intervention trial. The mixed-methods approach also provides a richer understanding of RE-AIM components to better inform the scaling up of A-REST and other interventions in fully powered RCTs.

6. Conclusions

The findings from this study suggest that it is feasible to implement and evaluate a theory-based, multi-component sedentary workplace intervention in a police staff setting. The study was highly pragmatic in terms of eligibility, organisation, flexibility for adherence, primary outcome, and primary analysis. Reach and adoption indicators showed that the intervention was feasible with a range of police staff and departments; and had employees who were demographically similar to those in other multi-component interventions. Reach, adoption and implementation were somewhat affected by security procedures at the participating organisation. With regards to implementation, the intervention was delivered mostly as planned with minor deviations from the protocol. There were preliminary improvements in sitting and standing outcomes in response to the intervention. Overall, the findings from this study suggest that a full RCT powered to detect changes in sitting and health outcomes should be conducted to establish the effectiveness of the intervention and its adoption into routine practice in the police setting.

Supplementary Materials: The following are available online at www.mdpi.com/xxx/s1, Additional file 1 containing: Supplement 1. CONSORT extension; Supplement 2. TIDieR; Supplement 3. A-REST booklet; Supplement 4. QR code card; Supplement 5. Email template; Supplement 6. Interview schedule; Supplement 7. Daily sitting, standing, stepping table.

Author Contributions: Conceptualization, Marsha Brierley, Lindsey Smith, Angel Chater and Daniel Bailey; Data curation, Marsha Brierley; Formal analysis, Marsha Brierley and Angel Chater; Funding acquisition, Lindsey Smith, Angel Chater and Daniel Bailey; Investigation, Marsha Brierley; Methodology, Marsha Brierley, Lindsey Smith, Angel Chater and Daniel Bailey; Project administration, Marsha Brierley; Resources, Lindsey Smith, Angel Chater and Daniel Bailey; Supervision, Lindsey Smith, Angel Chater and Daniel Bailey; Visualization, Marsha Brierley; Writing – original draft, Marsha Brierley; Writing – review & editing, Marsha Brierley, Lindsey Smith, Angel Chater and Daniel Bailey. All authors have read and agreed to the published version of the manuscript.

Funding: This research was funded by the Institute for Sport and Physical Activity Research (ISPAR) at the University of Bedfordshire.

Institutional Review Board Statement: The study was conducted according to the guidelines of the Declaration of Helsinki and was approved by the University of Bedfordshire Institute for Sport and Physical Activity Research Ethics Committee (2019ISPAR008 on 15 July 2019). The trial was prospectively registered at clinicaltrials.gov (NCT04053686).

Informed Consent Statement: Informed consent was obtained from all subjects involved in the study.

Data Availability Statement: The data presented in this study are available on request from the corresponding author. The data are not publicly available due to restrictions, e.g. privacy of qualitative datasets.

Acknowledgments: With their permission to be named in this publication, the authors would like to gratefully acknowledge the assistance of Andrea Breitenbach, Phil Wells, Kathryn Holloway, and Anna Akerman at Bedfordshire police force. We would also like to thank the Bedfordshire police force, as a whole, for their participation in the study.

Conflicts of Interest: The authors declare no conflict of interest.

References

1. Parry, S.; Straker, L. The contribution of office work to sedentary behaviour associated risk. *BMC Public Health* **2013**, *13*, 296, doi:10.1186/1471-2458-13-296.
2. Thorp, A.A.; Healy, G.N.; Winkler, E.; Clark, B.K.; Gardiner, P.A.; Owen, N.; Dunstan, D.W. Prolonged sedentary time and physical activity in workplace and non-work contexts: a cross-sectional study of office, customer service and call centre employees. *Int J Behav Nutr Phys Act* **2012**, *9*, 128, doi:10.1186/1479-5868-9-128.
3. Wilmot, E.G.; Edwardson, C.L.; Achana, F.A.; Davies, M.J.; Gorely, T.; Gray, L.J.; Khunti, K.; Yates, T.; Biddle, S.J.H. Sedentary time in adults and the association with diabetes, cardiovascular disease and death: Systematic review and meta-analysis. *Diabetologia* **2012**, *55*, 2895–2905, doi:10.1007/s00125-012-2677-z.
4. De Rezende, L.F.M.; Lopes, M.R.; Rey-Lopez, J.P.; Matsudo, V.K.R.; Luiz, O.D.C. Sedentary behavior and health outcomes: An overview of systematic reviews. *PLoS One* **2014**, *9*, e105620, doi:10.1371/journal.pone.0105620.
5. Bailey, D.P.; Hewson, D.J.; Champion, R.B.; Sayegh, S.M. Sitting time and risk of cardiovascular disease and diabetes: A systematic review and meta-analysis. *Am J Prev Med* **2019**, *57*, 408–416.
6. Dunstan, D.W.; Healy, G.N.; Sugiyama, T.; Owen, N. “Too much sitting” and metabolic risk - has modern technology caught up with us? *Eur Endocrinol* **2010**, *6*, 19–23.
7. Frey, C.B.; Osborne, M.A. The future of employment: How susceptible are jobs to computerisation? *Technol Forecast Soc Change* **2017**, *114*, 254–280, doi:10.1016/j.techfore.2016.08.019.
8. Chau, J.Y.; van der Ploeg, H.P.; van Uffelen, J.G.Z.; Wong, J.; Riphagen, I.; Healy, G.N.; Gilson, N.D.; Dunstan, D.W.; Bauman, A.E.; Owen, N.; et al. Are workplace interventions to reduce sitting effective? A systematic review. *Prev Med (Baltim)* **2010**, *51*, 352–356, doi:10.1016/j.ypmed.2010.08.012.
9. Shrestha, N.; Kukkonen-Harjula, K.T.; Verbeek, J.H.; Ijaz, S.; Hermans, V.; Bhaumik, S. Workplace interventions for reducing sitting at work. *Cochrane Database Syst Rev* **2016**, *43*, 136–298, doi:10.1002/14651858.cd010912.pub3.

10. Brierley, M.L.; Chater, A.M.; Smith, L.R.; Bailey, D.P. The effectiveness of sedentary behaviour reduction workplace interventions on cardiometabolic risk markers: a systematic review. *Sport Med* **2019**, *49*, 1739–1767, doi:10.1007/s40279-019-01168-9.
11. Buckley, J.P.; Hedge, A.; Yates, T.; Copeland, R.J.; Loosemore, M.; Hamer, M.; Bradley, G.; Dunstan, D.W. The sedentary office: an expert statement on the growing case for change towards better health and productivity. *Br J Sports Med* **2015**, *49*, 1357–1362, doi:10.1136/bjsports-2015-094618.
12. Gibson, R.; Eriksen, R.; Singh, D.; Vergnaud, A.-C.; Heard, A.; Chan, Q.; Elliott, P.; Frost, G. A cross-sectional investigation into the occupational and socio-demographic characteristics of British police force employees reporting a dietary pattern associated with cardiometabolic risk: Findings from the Airwave Health Monitoring Study. *Eur J Nutr* **2017**, *72*, 1–14, doi:10.1007/s00394-017-1562-4.
13. Elliott, P.; Vergnaud, A.C.; Singh, D.; Neasham, D.; Spear, J.; Heard, A. The airwave health monitoring study of police officers and staff in great britain: Rationale, design and methods. *Environ Res* **2014**, *134*, 280–285, doi:10.1016/j.envres.2014.07.025.
14. Evans, R.E.; Fawole, H.O.; Sheriff, S.A.; Dall, P.M.; Grant, P.M.; Ryan, C.G. Point-of-choice prompts to reduce sitting time at work: a randomized trial. *Am J Prev Med* **2012**, *43*, 293–297, doi:10.1016/j.amepre.2012.05.010.
15. Kozey-Keadle, S.; Libertine, A.; Staudenmayer, J.; Freedson, P. The feasibility of reducing and measuring sedentary time among overweight, non-exercising office workers. *J Obes* **2012**, *2012*, 1–10, doi:10.1155/2012/282303.
16. Biddle, S.J.H. Sedentary behaviour at the individual level: Correlates, theories, and interventions. In *Sedentary Behaviour Epidemiology*; Leitzmann, M., Jochem, C., Schmid, D., Eds.; Springer, Cham, 2018; pp. 405–429.
17. Dutta, N.; Koepp, G.; Stovitz, S.; Levine, J.; Pereira, M. Using sit-stand workstations to decrease sedentary time in office workers: A randomized crossover trial. *Int J Environ Res Public Health* **2014**, *11*, 6653–6665, doi:10.3390/ijerph110706653.
18. Gorman, E.; Ashe, M.C.; Dunstan, D.W.; Hanson, H.M.; Madden, K.; Winkler, E.A.H.; McKay, H.A.; Healy, G.N. Does an ‘activity-permissive’ workplace change office workers’ sitting and activity time? *PLoS One* **2013**, *8*, e76723–6, doi:10.1371/journal.pone.0076723.
19. Graves, L.; Murphy, R.; Shepherd, S.; Cabot, J.; Hopkins, N. Evaluation of sit-stand workstations in an office setting: a randomised controlled trial. *BMC Public Health* **2015**, *15*, 1145, doi:10.1186/s12889-015-2469-8.
20. John, D.; Thompson, D.L.; Raynor, H.; Bielak, K.; Rider, B.; Bassett, D.R. Treadmill workstations: a worksite physical activity intervention in overweight and obese office workers. *J Phys Act Heal* **2011**, *8*, 1034–1043.
21. Carr, L.J.; Karvinen, K.; Peavler, M.; Smith, R.; Cangelosi, K. Multicomponent intervention to reduce daily sedentary time: a randomised controlled trial. *BMJ Open* **2013**, *3*, 1–10, doi:10.1136/bmjopen-2013-003261.
22. Danquah, I.H.; Kloster, S.; Holtermann, A.; Aadahl, M.; Bauman, A.; Ersboll, A.K.; Tolstrup, J.S.; Ersbøll, A.K.; Tolstrup, J.S. Take a Stand!-a multi-component intervention aimed at reducing sitting time among office workers-a cluster randomized trial. *Int J Epidemiol* **2017**, *46*, 128–140, doi:10.1093/ije/dyw009.
23. Healy, G.N.; Winkler, E.A.H.H.; Eakin, E.G.; Owen, N.; LaMontagne, A.D.; Moodie, M.; Dunstan, D.W. A cluster RCT to reduce workers’ sitting time. *Med Sci Sports Exerc* **2017**, *49*, 2032–2039, doi:10.1249/MSS.0000000000001328.
24. Healy, G.N.; Eakin, E.G.; LaMontagne, A.D.; Owen, N.; Winkler, E.A.H.; Wiesner, G.; Gunning, L.; Neuhaus, M.; Lawler, S.; Fjeldsoe, B.S.; et al. Reducing sitting time in office workers: short-term efficacy of a multicomponent intervention. *Prev Med (Baltim)* **2013**, *57*, 43–48, doi:10.1016/j.ympmed.2013.04.004.
25. Chu, A.H.Y.; Ng, S.H.X.; Tan, C.S.; Win, A.M.; Koh, D.; Muller-Riemenschneider, F. A systematic review and meta-analysis of workplace intervention strategies to reduce sedentary time in white-collar workers. *Obes Rev* **2016**, *17*, 467–481.
26. Shrestha, N.; Kukkonen-Harjula, K.T.; Verbeek, J.H.; Ijaz, S.; Hermans, V.; Pedisic, Z. Workplace interventions for reducing sitting at work. *Cochrane Database Syst Rev* **2018**, *6*, CD010912, doi:10.1002/14651858.cd010912.pub5.
27. Neuhaus, M.; Healy, G.N.; Fjeldsoe, B.S.; Lawler, S.; Owen, N.; Dunstan, D.W.; LaMontagne, A.D.; Eakin, E.G. Iterative development of Stand Up Australia: A multi-component intervention to reduce workplace sitting. *Int J Behav Nutr Phys Act*

- 2014, 11, 21, doi:10.1186/1479-5868-11-21.
28. Neuhaus, M.; Healy, G.N.; Dunstan, D.W.; Owen, N.; Eakin, E.G. Workplace sitting and height-adjustable workstations: A randomized controlled trial. *Am J Prev Med* **2014**, *46*, 30–40, doi:10.1016/j.amepre.2013.09.009.
29. World Health Organization Healthy workplaces: a model for action: for employers, workers, policy-makers and practitioners Available online: https://www.who.int/occupational_health/publications/healthy_workplaces_model_action.pdf (accessed on Mar 15, 2022).
30. Medical Research Council A framework for development and evaluation of RCTs for complex interventions to improve health. *Int J Pharm Pract* **2000**, *14*, 233–234.
31. Macmillan, F.; Karamacoska, D.; El Masri, A.; McBride, K.A.; Steiner, G.Z.; Cook, A.; Kolt, G.S.; Klupp, N.; George, E.S. A systematic review of health promotion intervention studies in the police force: Study characteristics, intervention design and impacts on health. *Occup Environ Med* **2017**, *74*, 913–923, doi:10.1136/oemed-2017-104430.
32. Macdonald, B.; Janssen, X.; Kirk, A.; Patience, M.; Gibson, A.M. An integrative, systematic review exploring the research, effectiveness, adoption, implementation, and maintenance of interventions to reduce sedentary behaviour in office workers. *Int J Environ Res Public Health* **2018**, *15*, 2876, doi:10.3390/ijerph15122876.
33. Loudon, K.; Treweek, S.; Sullivan, F.; Donnan, P.; Thorpe, K.E.; Zwarenstein, M. The PRECIS-2 tool: Designing trials that are fit for purpose. *BMJ* **2015**, *350*, h2147, doi:10.1136/bmj.h2147.
34. Thorpe, K.E.; Zwarenstein, M.; Oxman, A.D.; Treweek, S.; Furberg, C.D.; Altman, D.G.; Tunis, S.; Bergel, E.; Harvey, I.; Magid, D.J.; et al. A pragmatic-explanatory continuum indicator summary (PRECIS): a tool to help trial designers. *J Clin Epidemiol* **2009**, doi:10.1016/j.jclinepi.2008.12.011.
35. Gaglio, B.; Shoup, J.A.; Glasgow, R.E. The RE-AIM framework: A systematic review of use over time. *Am J Public Health* **2013**, *103*, 9, doi:10.2105/AJPH.2013.301299.
36. Glasgow, R.E.; Vogt, T.M.; Boles, S.M. Evaluating the public health impact of health promotion interventions: The RE-AIM framework. *Am J Public Health* **1999**, *89*, 1322–1327, doi:10.2105/AJPH.89.9.1322.
37. Bauman, A.; Nutbeam, D. *Theory in a nutshell: A practical guide to the evaluation of health promotion programs*; 2nd ed.; Sydney, Australia, 2013;
38. Gaglio, B.; Phillips, S.M.; Heurtin-Roberts, S.; Sanchez, M.A.; Glasgow, R.E. How pragmatic is it? Lessons learned using PRECIS and RE-AIM for determining pragmatic characteristics of research. *Implement Sci* **2014**, *9*, 96, doi:10.1186/s13012-014-0096-x.
39. Eldridge, S.M.; Chan, C.L.; Campbell, M.J.; Bond, C.M.; Hopewell, S.; Thabane, L.; Lancaster, G.A.; Altman, D.; Bretz, F.; Campbell, M.; et al. CONSORT 2010 statement: extension to randomised pilot and feasibility trials. *BMJ* **2016**, *2*, 64, doi:10.1136/bmj.i5239.
40. Hoffmann, T.C.; Glasziou, P.P.; Boutron, I.; Milne, R.; Perera, R.; Moher, D.; Altman, D.G.; Barbour, V.; Macdonald, H.; Johnston, M.; et al. Better reporting of interventions: template for intervention description and replication (TIDieR) checklist and guide. *BMJ* **2014**, *348*, 1–12, doi:10.1136/bmj.g1687.
41. Hooper, R. Justifying sample size for a feasibility study Available online: <https://www.rds-london.nihr.ac.uk/resources/justify-sample-size-for-a-feasibility-study/> (accessed on Mar 15, 2022).
42. Sim, J.; Lewis, M. The size of a pilot study for a clinical trial should be calculated in relation to considerations of precision and efficiency. *J Clin Epidemiol* **2012**, *65*, 301–8.
43. Julious, S.A. Sample size of 12 per group rule of thumb for a pilot study. *Pharm Stat* **2005**, *4*, 287–91.
44. Michie, S.; Atkins, L.; West, R. *The behaviour change wheel: a guide to designing interventions*; 1st ed.; Silverback Publishing: United Kingdom, 2014; ISBN 978-1291846058.
45. Michie, S.; Richardson, M.; Johnston, M.; Abraham, C.; Francis, J.; Hardeman, W.; Eccles, M.P.; Cane, J.; Wood, C.E. The behavior change technique taxonomy (v1) of 93 hierarchically clustered techniques: building an international consensus for

- the reporting of behavior change interventions. *Ann Behav Med* **2013**, *46*, 81–95, doi:10.1007/s12160-013-9486-6.
46. Brierley, M.L.; Smith, L.S.; Bailey, D.P.; Every, S.; Staines, T.A.; Chater, A.M. Perceived influences on reducing prolonged sitting in police staff: A qualitative investigation using the Theoretical Domains Framework and COM-B model. *BMC Public Health* **2021**, *21*, 2126, doi:10.1186/s12889-021-12019-6.
47. Ojo, S.O.; Bailey, D.P.; Brierley, M.L.; Hewson, D.J.; Chater, A.M. Breaking barriers: Using the behavior change wheel to develop a tailored intervention to overcome workplace inhibitors to breaking up sitting time. *BMC Public Health* **2019**, *19*, doi:10.1186/s12889-019-7468-8.
48. Brierley, M.L.; Smith, L.R.; Bailey, D.P.; Ojo, S.O.; Hewson, D.J.; Every, S.A.; Staines, T.A.; Chater, A.M. Evaluating a multi-component intervention to reduce and break up office workers' sitting with sit-stand desks using the APEASE criteria. *BMC Public Health* **2022**, *22*, 458, doi:10.1186/s12889-022-12794-w.
49. Marshall, A.L.; Miller, Y.D.; Burton, N.W.; Brown, W.J. Measuring total and domain-specific sitting: A study of reliability and validity. *Med Sci Sports Exerc* **2010**, *42*, 1094–1102, doi:10.1249/MSS.0b013e3181c5ec18.
50. The IPAQ Group IPAQ: International physical activity questionnaire Available online: <https://sites.google.com/site/theipaq/home> (accessed on Mar 6, 2020).
51. Crawford, J.O. The Nordic Musculoskeletal Questionnaire. *Occup Med (Chic Ill)* **2007**, *57*, 300–301, doi:10.1093/ocmed/kqm036.
52. Kuorinka, I.; Jonsson, B.; Kilbom, A.; Vinterberg, H.; Biering-Sørensen, F.; Andersson, G.; Jørgensen, K. Standardised Nordic questionnaires for the analysis of musculoskeletal symptoms. *Appl Ergon* **1987**, *18*, 233–237, doi:10.1016/0003-6870(87)90010-X.
53. World Health Organization. *Tobacco questions for surveys: A subset of key questions from the Global Adult Tobacco Survey (GATS)*; 2nd ed.; 2011;
54. National Institute on Alcohol Abuse and Alcoholism (NIAAA). Recommended alcohol questions. Available online: <https://www.niaaa.nih.gov/research/guidelines-and-resources/recommended-alcohol-questions> (accessed on Feb 26, 2021).
55. Loudon, K.; Zwarenstein, M.; Sullivan, F.; Donnan, P.; Treweek, S. Making clinical trials more relevant: improving and validating the PRECIS tool for matching trial design decisions to trial purpose. *Trials* **2013**, *14*, 115, doi:10.1186/1745-6215-14-115.
56. Bellg, A.J.; Resnick, B.; Minicucci, D.S.; Ogedegbe, G.; Ernst, D.; Borrelli, B.; Hecht, J.; Ory, M.; Orwig, D.; Czajkowski, S. Enhancing treatment fidelity in health behavior change studies: Best practices and recommendations from the NIH Behavior Change Consortium. *Heal Psychol* **2004**, *23*, 443–451, doi:10.1037/0278-6133.23.5.443.
57. Macdonald, B.; Gibson, A.M.; Janssen, X.; Hutchinson, J.; Headley, S.; Matthews, T.; Kirk, A. Should we scale-up? A mixed methods process evaluation of an intervention targeting sedentary office workers using the RE-AIM QuEST framework. *Int J Environ Res Public Health* **2020**, *17*, 239, doi:10.3390/ijerph17010239.
58. Lyden, K.; Kozey-Keadle, S.L.; Staudenmayer, J.W.; Freedson, P.S. Validity of two wearable monitors to estimate breaks from sedentary time. *Med Sci Sports Exerc* **2012**, *44*, 2243, doi:10.1249/MSS.0b013e318260c477.
59. Grant, P.M.; Ryan, C.G.; Tigbe, W.W.; Granat, M.H. The validation of a novel activity monitor in the measurement of posture and motion during everyday activities. *Br J Sports Med* **2006**, *40*, 992–997, doi:10.1136/bjsm.2006.030262.
60. Ryan, C.G.; Grant, P.M.; Tigbe, W.W.; Granat, M.H. The validity and reliability of a novel activity monitor as a measure of walking. *Br J Sports Med* **2006**, *40*, 779–784, doi:10.1136/bjsm.2006.027276.
61. Hart, T.L.; Ainsworth, B.E.; Tudor-Locke, C. Objective and subjective measures of sedentary behavior and physical activity. *Med Sci Sports Exerc* **2011**, *43*, 449–456, doi:10.1249/MSS.0b013e3181ef5a93.
62. Edwardson, C.L.; Rowlands, A. V.; Bunnell, S.; Sanders, J.; Esliger, D.W.; Gorely, T.; O'Connell, S.; Davies, M.J.; Khunti, K.; Yates, T. Accuracy of posture allocation algorithms for thigh- and waist-worn accelerometers. *Med Sci Sports Exerc* **2016**, *48*, 1085–1090, doi:10.1249/MSS.0000000000000865.
63. Edwardson, C.L.; Winkler, E.A.H.; Bodicoat, D.H.; Yates, T.; Davies, M.J.; Dunstan, D.W.; Healy, G.N. Considerations when

- using the activPAL monitor in field-based research with adult populations. *J Sport Heal Sci* **2017**, *6*, 162–178, doi:10.1016/j.jshs.2016.02.002.
64. Winkler, E.A.H.; Bodicoat, D.H.; Healy, G.N.; Bakrania, K.; Yates, T.; Owen, N.; Dunstan, D.W.; Edwardson, C.L. Identifying adults' valid waking wear time by automated estimation in activPAL data collected with a 24 h wear protocol. *Physiol Meas* **2016**, *37*, 1653, doi:10.1088/0967-3334/37/10/1653.
65. McCreary, D.R.; Thompson, M.M. Development of two reliable and valid measures of stressors in policing: The operational and organizational police stress questionnaires. *Int J Stress Manag* **2006**, *13*, 494, doi:10.1037/1072-5245.13.4.494.
66. Tennant, R.; Hiller, L.; Fishwick, R.; Platt, S.; Joseph, S.; Weich, S.; Parkinson, J.; Secker, J.; Stewart-Brown, S. The Warwick-Edinburgh Mental Well-Being Scale. *Heal San Fr* **2007**.
67. Watson, D.; Clark, L.A.; Tellegen, A. Development and validation of brief measures of positive and negative affect: the PANAS scales. *EPJ Web Conf* **1988**, *54*, 1063–1070, doi:10.1051/epjconf/201714006017.
68. Maylor, B.D.; Edwardson, C.L.; Zakrzewski-Fruer, J.K.; Champion, R.B.; Bailey, D.P. Efficacy of a multicomponent intervention to reduce workplace sitting time in office workers: a cluster randomized controlled trial. *J Occup Environ Med* **2018**, *60*, 787–795, doi:10.1097/JOM.0000000000001366.
69. Edwardson, C.L.; Yates, T.; Biddle, S.J.H.; Davies, M.J.; Dunstan, D.W.; Esliger, D.W.; Gray, L.J.; Jackson, B.; O'Connell, S.E.; Waheed, G.; et al. Effectiveness of the Stand More AT (SMaRT) Work intervention: cluster randomised controlled trial. *BMJ* **2018**, *363*, k3870, doi:10.1136/bmj.k3870.
70. Meaney, E.; Alva, F.; Moguel, R.; Meaney, A.; Alva, J.; Webel, R. Formula and nomogram for the sphygmomanometric calculation of the mean arterial pressure. *Heart* **2000**, *84*, 64, doi:10.1136/heart.84.1.64.
71. Ojo, S.O.; Bailey, D.P.; Hewson, D.J.; Chater, A.M. Perceived barriers and facilitators to breaking up sitting time among desk-based office workers: A qualitative investigation using the TDF and COM-B. *Int J Environ Res Public Health* **2019**, *16*, 2903, doi:10.3390/ijerph16162903.
72. Braun, V.; Clarke, V. Using thematic analysis in psychology. *Qual Res Psychol* **2006**, *3*, 77–101, doi:10.1191/1478088706qp063oa.
73. Gale, N.K.; Heath, G.; Cameron, E.; Rashid, S.; Redwood, S. Using the framework method for the analysis of qualitative data in multi-disciplinary health research. *BMC Med Res Methodol* **2013**, *13*, 1, doi:10.1186/1471-2288-13-117.
74. Norris, E.; Dunsmuir, S.; Duke-Williams, O.; Stamatakis, E.; Shelton, N. Mixed method evaluation of the Virtual Traveller physically active lesson intervention: An analysis using the RE-AIM framework. *Eval Program Plann* **2018**, *70*, 107–114, doi:10.1016/j.evalprogplan.2018.01.007.
75. Wasserstein, R.L.; Lazar, N.A. The ASA's Statement on p-Values: Context, Process, and Purpose. *Am Stat* **2016**, *70*, 129–133, doi:10.1080/00031305.2016.1154108.
76. Cohen, J. A power primer. *Psychol Bull* **1992**, *112*, 155–160.
77. Bedfordshire Police. Employee rank, role, and disposition within the Force. 2018.
78. Hadgraft, N.T.; Willenberg, L.; LaMontagne, A.D.; Malkoski, K.; Dunstan, D.W.; Healy, G.N.; Moodie, M.; Eakin, E.G.; Owen, N.; Lawler, S.P. Reducing occupational sitting: workers' perspectives on participation in a multi-component intervention. *Int J Behav Nutr Phys Act* **2017**, *14*, 73, doi:10.1186/s12966-017-0530-y.
79. Dewitt, S.; Hall, J.; Smith, L.; Buckley, J.P.; Biddle, S.J.H.; Mansfield, L.; Gardner, B. Office workers' experiences of attempts to reduce sitting-time: an exploratory, mixed-methods uncontrolled intervention pilot study. *BMC Public Health* **2019**, *19*, 1–10, doi:10.1186/s12889-019-7196-0.
80. Buckingham, S.A.; Morrissey, K.; Williams, A.J.; Price, L.; Harrison, J. The Physical Activity Wearables in the Police Force (PAW-Force) study: acceptability and impact. *BMC Public Health* **2020**, *20*, 1–16, doi:10.1186/s12889-020-09776-1.
81. Carr, L.J.; Leonhard, C.; Tucker, S.; Fethke, N.; Benzo, R.; Gerr, F. Total worker health intervention increases activity of sedentary workers. *Am J Prev Med* **2016**, *50*, 9–17, doi:10.1016/j.amepre.2015.06.022.
82. Puig-Ribera, A.; Bort-Roig, J.; González-Suárez, A.M.; Martínez-Lemos, I.; Giné-Garriga, M.; Fortuño, J.; Martori, J.C.; Muñoz-

- Ortiz, L.; Milà, R.; McKenna, J.; et al. Patterns of impact resulting from a 'sit less, move more' web-based program in sedentary office employees. *PLoS One* **2015**, *10*, e0122474–15, doi:10.1371/journal.pone.0122474.
83. Schuna, J.M.; Swift, D.L.; Hendrick, C.A.; Duet, M.T.; Johnson, W.D.; Martin, C.K.; Church, T.S.; Tudor-Locke, C. Evaluation of a workplace treadmill desk intervention: a randomized controlled trial. *J Occup Environ Med* **2014**, *56*, 1266–1276, doi:10.1097/JOM.0000000000000336.
84. Tudor-Locke, C.; Schuna, J.M.; Frensham, L.J.; Proenca, M. Changing the way we work: elevating energy expenditure with workstation alternatives. *Int J Obes* **2013**, *38*, 755–765, doi:10.1038/ijo.2013.223.
85. Munir, F.; Biddle, S.J.H.; Davies, M.J.; Dunstan, D.; Esliger, D.; Gray, L.J.; Jackson, B.R.; O'Connell, S.E.; Yates, T.; Edwardson, C.L. Stand More at Work (SMaRT Work): Using the behaviour change wheel to develop an intervention to reduce sitting time in the workplace. *BMC Public Health* **2018**, *18*, 319, doi:10.1186/s12889-018-5187-1.
86. Bailey, D.P.; Edwardson, C.L.; Pappas, Y.; Dong, F.; Hewson, D.J.; Biddle, S.J.H.; Brierley, M.L.; Chater, A.M. A randomised-controlled feasibility study of the REgulate your SITting Time (RESIT) intervention for reducing sitting time in individuals with type 2 diabetes: study protocol. *Pilot Feasibility Stud* **2021**, *7*, 1–11.
87. Bond, D.S.; Thomas, J.G.; Raynor, H.A.; Moon, J.; Sieling, J.; Trautvetter, J.; Leblond, T.; Wing, R.R. B-MOBILE - A smartphone-based intervention to reduce sedentary time in overweight/obese individuals: a within-subjects experimental trial. *PLoS One* **2014**, *9*, e100821–8, doi:10.1371/journal.pone.0100821.
88. Biddle, S.J.H.; Edwardson, C.L.; Gorely, T.; Wilmot, E.G.; Yates, T.; Nimmro, M.A.; Khunti, K.; Davies, M.J. Reducing sedentary time in adults at risk of type 2 diabetes: process evaluation of the STAND (Sedentary Time ANd Diabetes) RCT. *BMC Public Health* **2017**, *17*, 1–11, doi:10.1186/s12889-016-3941-9.
89. Healy, G.N.; Eakin, E.G.; Owen, N.; LaMontagne, A.D.; Moodie, M.; Winkler, E.A.H.; Fjeldsoe, B.S.; Wiesner, G.; Willenberg, L.; Dunstan, D.W. A cluster randomized controlled trial to reduce office workers' sitting time: Effect on activity outcomes. *Med Sci Sports Exerc* **2016**, *48*, 1787–1797, doi:10.1249/MSS.0000000000000972.
90. Lin, Y.-P.; Lin, C.-C.; Chen, M.-M.; Lee, K.-C. Short-term efficacy of a "sit less, walk more" workplace intervention on improving cardiometabolic health and work productivity in office workers. *J Occup Environ Med* **2017**, *59*, 327–334, doi:10.1097/JOM.0000000000000955.
91. Mailey, E.L.; Rosenkranz, S.K.; Casey, K.; Swank, A. Comparing the effects of two different break strategies on occupational sedentary behavior in a real world setting: A randomized trial. *Prev Med Reports* **2016**, *4*, 423–428, doi:10.1016/j.pmedr.2016.08.010.
92. Dunning, J.R.; McVeigh, J.A.; Goble, D.; Meiring, R.M. The effect of interrupting sedentary behavior on the cardiometabolic health of adults With sedentary occupations: a pilot study. *J Occup Environ Med* **2018**, *60*, 760–767, doi:10.1097/JOM.0000000000001327.
93. Carter, S.E.; Draijer, R.; Maxwell, J.D.; Morris, A.S.; Pedersen, S.J.; Graves, L.E.F.; Thijssen, D.H.J.; Hopkins, N.D. Using an e-health intervention to reduce prolonged sitting in UK office workers: a randomised acceptability and feasibility study. *Int J Environ Res Public Health* **2020**, *17*, 8942, doi:10.3390/ijerph17238942.
94. Brakenridge, C.L.; Fjeldsoe, B.S.; Young, D.C.; Winkler, E.A.H.; Dunstan, D.W.; Straker, L.M.; Healy, G.N. Evaluating the effectiveness of organisational-level strategies with or without an activity tracker to reduce office workers' sitting time: a cluster-randomised trial. *Int J Behav Nutr Phys Act* **2016**, *13*, 115, doi:10.1186/s12966-016-0441-3.
95. Home Office. Police workforce, England and Wales: 30 September 2021. Available online: <https://www.gov.uk/government/statistics/police-workforce-england-and-wales-30-september-2021/police-workforce-england-and-wales-30-september-2021> (accessed on Jun 8, 2022).
96. Langsted, A.; Nordestgaard, B.G. Nonfasting versus fasting lipid profile for cardiovascular risk prediction. *Pathology* **2019**, *51*, 131–141.
97. Reilly, J.J.; Penpraze, V.; Hislop, J.; Davies, G.; Grant, S.; Paton, J.Y. Objective measurement of physical activity and sedentary

-
- behaviour: Review with new data. *Arch Dis Child* **2008**, *93*, 614–619, doi:10.1136/adc.2007.133272.
98. Krumpal, I. Determinants of social desirability bias in sensitive surveys: A literature review. *Qual Quant* **2013**, *47*, 2025–2047, doi:10.1007/s11135-011-9640-9.
99. van Nassau, F.; Chau, J.Y.; Lakerveld, J.; Bauman, A.E.; van der Ploeg, H.P. Validity and responsiveness of four measures of occupational sitting and standing. *Int J Behav Nutr Phys Act* **2015**, *12*, 144, doi:10.1186/s12966-015-0306-1.