

CHEMICAL TRANSFORMATIONS AND SPECTRAL CHARACTERIZATION TO PROTOBIND 3000 LIGNIN

TRANSFORMĂRI CHIMICE ȘI CARACTERIZAREA SPECTRALĂ LA LIGNINA PROTOBIND 3000

UNGUREANU Elena^{1*}, ARITON Adina-Mirela²,
TROFIN Alina¹, JITĂREANU Carmen Doina¹,
UNGUREANU O.C³, POPA V.I.⁴

*Corresponding author e-mail: eungureanu@uaiasi.ro

Abstract. Lignin derivative (the commercial product - Protobind 3000) offered by the Granit Recherche Developement S.A. company, Lausanne-Schweitzerland was synthesized from annual plants. The present study's aim was to modify commercial lignins by the reaction of hydroxymethylation (produced in alkaline medium) and epoxydation (reaction with epichlorohydrin was performed in basic catalysis, aiming at increase the functionality) and to characterize the lignin derivatives chemical, spectral (¹H NMR) and thermogravimetric analysis (TG). Studies have revealed some functional changes related to the difference in reactivity and reaction conditions.

Key words: Protobind 3000, lignin, hydroxymethylation, epoxydation, spectral and thermogravimetric analysis

Rezumat. Lignina derivativă (produsul comercial Protobind 3000) oferită de firma Granit Recherche Developement S.A. Lausanne-Elveția a fost sintetizată din plante anuale. Scopul prezentului studiu este a de a modifica ligninele comerciale prin reacția de hidroximetilare (produsă în mediul alcalin) și epoxidare (reacție cu epichlorhidrina în cataliza bazică ce crește funcționalitatea) și de a caracteriza derivații ligninici prin analize chimice, spectrale (¹H RMN) și termogravimetrice (TG). Studiile au relevat unele modificări funcționale legate de diferența de reactivitate și condițiile de reacție.

Cuvinte cheie: Protobind 3000, lignină, hidroximetilare, epoxidare, analize termogravimetrice și spectrale

INTRODUCTION

Lignin is one of the main components of vegetal tissue, where it plays an important role, owing to its noncrystalline network structure it operates like a natural adhesive component. The huge quantities of lignin resulted from cellulose and paper industry determined the scientists to increase the studies regarding the usefulness of this polymer, leading to economical and ecological advantages¹. (Benar *et al*, 1999; Ungureanu, 2011).

¹University of Agricultural Sciences and Veterinary Medicine, Iasi, Romania

²Station for Cattle Breedind, Dancu, Iasi, Romania.

³“V.Goldiș” West University of Arad, Romania.

⁴“Gh. Asachi” Technical University of Iasi, Romania.

It is known that lignin has a very complex structure, which varies depending on the plant species, separation method and modification reactions that may induce particular characteristics. Regarding functional groups lignin presents at least three base functional groups in its structure: methoxylic, hydroxylic (alcoholic and phenolic) and the lateral propanic chain. Alongside these functional groups, in lesser amounts, there can be found carbonylic groups (approximate 1 group of CO at 5 C9 units), most of the times, fixated at the lateral chain. In some cases, the presence of carboxylic groups into the lignin can be noticed under the form of phenol carboxylic acids or of some small quantities of lactonic groups (Ungureanu *et al*, 2009, 2016).

Lignin modification through hydroxymethylation and epoxydation offers possibilities of developing its functionality and this allows the extension of the application area for the synthesized derivatives.

Taking into account all these aspects, the objectives of this study are the modification of some lignin's from annual plants through a reaction of hydroxymethylation produced in an alkaline medium in the presence of formic aldehyde and of epoxydation effected out in an alkaline medium in the presence of epichlorhydrin and the characterization of lignin derivatives from a chemical, spectral ($^1\text{H NMR}$) and thermogravimetric methods.

MATERIAL AND METHOD

The following materials have been used:

- Protobind 3000 (Pb3000), commercial lignin offered by Granit Recherché Développement Switzerland, with the following chemical characteristics presented in table 1.

Table1

The characteristics Protobind 3000

Characteristics	Protobind 3000
Solide, %	95
Ash, %	1.3
pH (10 % dispersion)	6.20
Densitatea, g/mL	~ 0.3
Aromatic OH, mmole/g	1.9
COOH, mmole/g	2.6-2.7
T softening, °C	~ 200
Solubility in furfuryl alcohol, %	42.10
Solubility in aqueous alkali, %	93.8

- Formic aldehyde (37 %);
- Dimetil sulfoxid (DMSO);
- NaOH solution 0.1 N;
- Epichlorhydrin.

Work procedure:

The hydroxymethylation reaction

The method used in the hydroxymethylation of the three lignin products was performed in a basic medium, in the presence of formic aldehyde (37 %), according to the technical literature (Ungureanu, 2011).

Determination of total hydroxyl groups

The total OH groups content was determined by chemical method with acetic anhydride in pyridine medium and from FT-IR spectral analysis. The Ar-OH group's content was determined by a UV-VIS method.

The epoxidation reaction

The epoxydation method achieved in a basic medium in the presence of epichlorhydrin through which the three types of lignin studied have been modified has been effected out according to the technical literature (Ungureanu, 2011).

Epoxydation index

Determination of the epoxy group was effected out by HCl addition on the epoxy group and titration of the acid excess with NaOH solution 0.1 N.

Proton nuclear magnetic resonance spectroscopy (¹H NMR)

Nuclear magnetic resonance (NMR) offers the richest and most complete information on the structure of organic compounds. For this purpose it was used a Bruker Avance DRX 400 MHz spectrometer.

Process: For investigation was necessary lignin acetylation and derivatives for a better dissolution in DMSO-d₆. To obtain a "good" spectrum it is required to have concentrations of about 0.2 mmol/mL. Spectra processing was performed with a specialized program from SpectraManager series.

Thermogravimetry

The thermal analysis was performed using the METTLER TOLEDO derivatograph in N₂ atmosphere with a flow of 20mL/min and a heating rate of 15°C/min, in the temperature range 25-800 °C and sample mass of 4 ÷ 6 mg.

RESULTS AND DISCUSSIONS

During the reaction of hydroxymethylation performed for lignin, the reaction conditions have been varied (50°C temperature, 90°C respectively, reaction duration of three hours and pH 10.5, pH 12 respectively) in order to obtain highly functional products.

The content of functional groups was determined according to the methods presented by different research groups. The other methods applied for chemical characterization were: the determination of carboxylic groups and of the metoxyl groups, the determination aromatic hydroxyl groups, the calculation of the fenolic groups/aliphatic groups' ratio, as well as, the determination siringyl/guaiacyl unit's ratio (S/G).

The information obtained has allowed the determination from this point of view of the optimal reaction conditions, namely: 90°C temperature, pH 10.5 and the reaction duration of three hours (tab. 2).

Table 2

The content of functional groups of modified and unmodified lignins

Sample	T, °C	pH	OH total groups	Ar-OH groups	OCH ₃ groups	Ak/Ar ratio	C=O groups	S/G ratio
Pb 3000	-	-	1.13	0.90	1.09	1.13	0.87	0.86
	90	12.0	1.19	0.92	1.13	1.17	0.91	0.90
	90	10.5	1.15	0.97	1.16	1.24	0.93	0.95
	50	10.5	1.16	0.93	1.15	1.20	0.93	0.92
	50	12	1.17	0.95	1.12	1.19	0.93	0.95

The lignin obtained in optimal conditions there was characterized from the point of view spectral and thermogravimetric. As a consequence of the thermal analyses, it can be noticed that the modified product has a higher degradation temperature in the third stage, compared to the unmodified sample (tab. 3).

Table 3

Characteristics of the thermal degradation process of the lignin derivatives

Samples	Degradation stage	T _i (°C)	T _{max} (°C)	T _f (°C)	Mass losses (%)
Pb3000	I	54	72	88	2.18
	II	147	196	267	11.01
	III	267	369	479	46.73
Pb3000H	I	54	77	116	6.53
	II	241	257	330	13.50
	III	330	379	570	31.49

(T_i - initial temperature at which the degradation starts; T_{max} – temperature corresponding to the maximum rate of degradation, T_f – final temperature și W – mass losses %).

The characterization of the lignin has been achieved by monitoring the influence of temperature (50°C and 70°C respectively), the mass ratio between the lignin (L) and NaOH (L:NaOH = 1:3 and 1:6) and the reaction duration (3, 5 and 7 hours respectively). It can be noticed from table 4 that the best results can be obtained when the reaction is achieved at 70°C, for a L:NaOH=1:3 ratio and a three-hour reaction duration, appreciated as being *optimal reaction* conditions. The reaction yield was included in the 50-90 % interval, related to the mass of the reactants and it differs according to the type of sublayer and the purification degree after washing the derivatives. It can also be noticed that along with the temperature increase and the reaction duration, from 3 to 7 hours, appear a decrease of the epoxydation number (tab. 4) (Ungureanu *et al*, 2017).

Table 4

Characteristics of the modified lignin's by epoxydation

Sample	T, °C	L:NaOH (w/w)	t, h	CE, %		η, %	U, %	Ash %	Const. f.liq, %
				f.sol.	f.liq.				
Pb3000E	70	1:6	3	1.25	0.25	58	5.7	8.14	16.3
	70	1:3	3	1.80	0.70	68	6.8	4.42	17.56
	50	1:3	3	1.32	0.28	64	5.31	6.30	14.15
	70	1:3	5	1.40	0.42	58.2	5.47	5.13	15.12
	70	1:3	7	1.46	0.30	60.5	6.20	7.10	14.44

For characterization by ¹H-NMR spectroscopy the lignin was subjected to acetylation to aid dissolution in DMSO-d₆. In figures 1 and 2 are shown the ¹H-NMR spectra for Pb3000 lignin unmodified (Pb3000N) and hydroxymethylation

(Pb3000H), and the results were interpreted using literature data. The spectrum recorded for the two lignins weak signals in the aromatic domain at 8.64 ppm and the methoxyl groups.

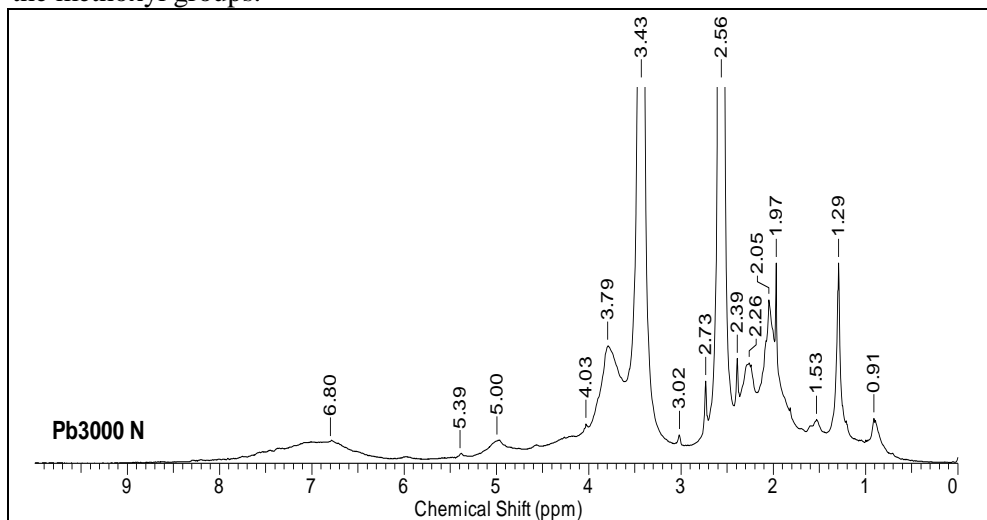


Fig. 1 $^1\text{H-NMR}$ spectra for unmodified lignin Pb3000

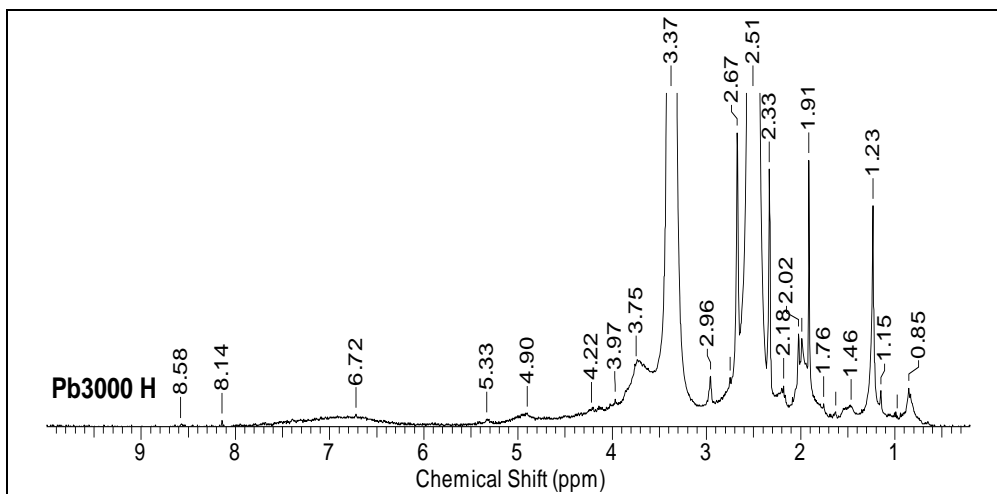


Fig. 2 $^1\text{H-NMR}$ spectra for modified lignin Pb3000H

Signals from 9.08-7 ppm confirms the presence of epoxy groups in lignin structure. Also stands out the signals of methoxyl and acetyl groups, more intense in the spectra of epoxidised lignin (fig. 3).

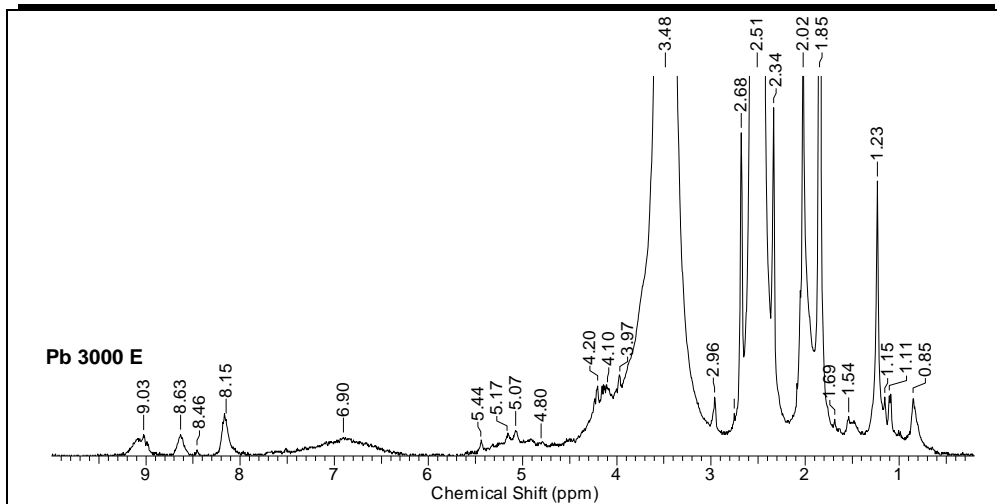


Fig. 3 $^1\text{H-NMR}$ spectra for modified lignin Pb3000E

CONCLUSIONS

1. The $^1\text{H-NMR}$ spectroscopy shows the change of functionality for lignin as a result of hydroxymethylation and epoxydation reaction.

2. The thermogravimetric analyses have proved that thermal degradation occurs in two and three stages respectively, according to the type and the degree of modification of the products tested but the hydroxymethylated /epoxydated derivatives have a higher thermostability, compared to the unmodified lignin.

REFERENCES

1. Ariton Adina-Mirela, Creangă T., Trincă Lucia Carmen, Borș S.I., Ungureanu Elena, Măluțan Th., Popa V.I., 2015 - Valorization of lignin modified by hydroxymethylation to ensure birch veneer bioprotection, Cell. Chem. and Technol., 49 (9-10), p. 765-774.
2. Benar P., Gonplves A. R., 1999 - Principal component analysis of the hydroxymetylation of sugarcane lignin: A time-depending study by FTIR, J. Wood Chem. Technol., 19 (1-2), p.15 1-165.
3. Ungureanu Elena, Jităreanu Carmen Doina, Trofin Alina, Ungureanu O.C., Popa V.I., 2017 – Lignin derivatives modified by hydroxymethylation and apoxydation reactions, Lucrări Științifice, Seria Horticultură, nr.60, vol.1, p.23-28.
4. Ungureanu Elena, 2011 - Lignina, polimer natural aromatic cu ridicat potențial de valorificare, Ed. PIM, Iași, p. 112.
5. Ungureanu Elena, Ungureanu O., Căpraru Adina-Mirela, Popa V.I., 2009 - The chemical modification and the characterization the straw lignin, Cell. Chem. and Technol., 43 (7-8), p. 263-269.
6. Ungureanu Elena, Trofin Alina, Ariton Adina-Mirela, Jităreanu Carmen Doina, Ungureanu O., Gîlcă Valerica, Bors S.I., Popa V.I., 2016 - Applications of epoxydated lignins for bioprotection of lignocellulosic materials, Cell. Chem. and Technol., 50 (1), p. 77-85.